




15, 16 e 17
NOVEMBRO
ITAÚBA

GP DOS CAMPEÕES LIMMT 2024

MX ELITE

Itaúba/MT 1,000 Km

RESULTADO GERAL MX3



POS	NUM	PILOTO	1 B	2 B	TOTAL	MOTO	CIDADE	PATROCINADOR/EQUIPE
1	711	ANDERSON CHUPEL	25	25	50	YAMAHA	SINOP	AGRO NOBRE
2	122	EMERSON PERONDI	21	23	44	YAMAHA	CLÁUDIA	FAZENDA DONA TEREZA-PANIKUS MOTO CLUBE
3	171	PETERSON PEFEIFER	19	21	40	YAMAHA	SORRISO	PEDRÃO MOTOS E TENDAS
4	81	VANDERLEI MENDES	23	17	40	HONDA	COLÍDER	MECÂNICA MENDES-EXATA AUTO PEÇAS-MINAS TU
5	85	JAY ALDEANY	17	19	36	KAWASAKI	NOVA UBIRATÃ	JD MOTOS-CASA DE CARNES BOI GORDO-RB REST.

Cronometragem: MARCOS A. MANCINI - Diretor de Prova: MÁRCIO JAYME

Orbits






15, 16 e 17
NOVEMBRO
ITAÚBA

GP DOS CAMPEÕES LIMMT 2024

MX ELITE

Itaúba/MT 1,000 Km

RESULTADO GERAL IMPORTADA INTERMEDIARIA



POS	NUM	PILOTO	1 B	2 B	TOTAL	MOTO	CIDADE	PATROCINADOR/EQUIPE
1	51	JOSÉ MARCOS	25	25	50	KAWASAKI	NOVO PROGRESSO	PETISCO URUARA-PONTO DE ENCONTRO
2	12	JOSÉ SABO	21	23	44	KAWASAKI	CLÁUDIA	
3	300	RIAN PIOVESAN	23	21	44	KAWASAKI	NOVA BANDEIRANTES	RESTAURANTE PIOVEZAN
4	88	TIAGO FERRARETO	19	19	38	KAWASAKI	ALTA FLORESTA	TIAGO GARIMPEIRO-RETOCAR VEÍCULOS
5	69	MARCO MEYER	17	17	34	KTM	SINOP	VITOR MAURINA-CONSTRUTORA INNOVARE

Cronometragem: MARCOS A. MANCINI - Diretor de Prova: MÁRCIO JAYME

Orbits





GOVERNO DE
MATO GROSSO



PREFEITURA DE
ITAÚBA
www.itauba.mt.gov.br
Câmara Municipal de
ITAÚBA
Legando com Seriedade


**15, 16 e 17
NOVEMBRO
ITAÚBA**

GP DOS CAMPEÕES LIMMT 2024

MX ELITE

Itaúba/MT 1,000 Km

RESULTADO GERAL MX2 JR



POS	NUM	PILOTO	1 B	2 B	TOTAL	MOTO	CIDADE	PATROCINADOR/EQUIPE
1	85	TIAGO FERRARETTO	23	11	34	KAWASAKI	ALTA FLORESTA	TIAGO GARIMPEIRO-RETOCAR VEÍCULOS
2	254	ENZO CHUPEL	25	9	34	YAMAHA	SINOP	AGRO NOBRE-ZANKCO RACING-LDG-JULIO TRAINII
3	250	HERNANDES JÚNIOR	21	6	27	KAWASAKI	SINOP	MEU SALGADO FAVORITO-JRC EMPREENDIMENTOS
4	8	LUIZ MIGUEL	17	8	25	HONDA	NOVO PROGRESSO	POSTO PARAZÃO-FAZENDA SANDRI-XINGU COMPR.
5	5	FÁBIO SANTOS	19	4	23	YAMAHA	NOVO PROGRESSO	

Cronometragem: MARCOS A. MANCINI - Diretor de Prova: MÁRCIO JAYME

Orbits






15, 16 e 17
NOVEMBRO
ITAÚBA

GP DOS CAMPEÕES LIMMT 2024

MX ELITE

Itaúba/MT 1,000 Km

GERAL MX1



POS	NUM	PILOTO	1 B	2 B	TOTAL	MOTO	CIDADE	PATROCINADOR/EQUIPE
1	973	MARCOS ALEXANDRE	25	25	50	GASGAS	SINOP	TEAM ZANKCO-ALQUIMIA FARMÁCIA MANIPULAÇÃO
2	918	ARTHUR GOMES	23	23	46	KTM	COLÍDER	AUTO SOCORRO CONFIANÇA-TRANS MACENA
3	984	CLEITON BORGES	21	21	42	KTM	SINOP	CASA DA SUSPENSÃO, RAUCH LOCAÇÕES DE MÁQUINAS
4	711	ANDERSON CHUPEL	19	19	38	YAMAHA	SINOP	AGRO NOBRE
5	22	CARLOS ADRIEL	17	17	34	HONDA	NOVO PROGRESSO	

Cronometragem: MARCOS A. MANCINI - Diretor de Prova: MÁRCIO JAYME

Orbits



GP DOS CAMPEÕES LIMMT 2024

MX ELITE

Itaúba/MT, 1,000 Km

Corrida

17/11/2024 16:00

Corrida iniciado em 16:22:20

Lap	Lap Tm	Diff	Time of Day	Lap	Lap Tm	Diff	Time of Day	Lap	Lap Tm	Diff	Time of Day				
(973) MARCOS ALEXANDRE								(300) RIAN PIOVESAN							
1	1:03.235	+2.696	16:23:53.175	14	1:09.340	+5.662	16:38:28.583	1	1:08.821		16:24:02.413				
2	1:04.268	+3.729	16:24:57.443	(22) CARLOS ADRIEL				2	1:11.609	+2.788	16:25:14.022				
3	1:04.456	+3.917	16:26:01.899	1	1:06.345	+0.590	16:23:59.743	3	1:08.878	+0.057	16:26:22.900				
4	1:01.616	+1.077	16:27:03.515	2	1:08.753	+2.998	16:25:08.496	4	1:09.914	+1.093	16:27:32.814				
5	1:01.725	+1.186	16:28:05.240	3	1:05.755		16:26:14.251	5	1:10.545	+1.724	16:28:43.359				
6	1:02.431	+1.892	16:29:07.671	4	1:06.308	+0.553	16:27:20.559	6	1:10.985	+2.164	16:29:54.344				
7	1:03.914	+3.375	16:30:11.585	5	1:08.919	+3.164	16:28:29.478	7	1:11.308	+2.487	16:31:05.652				
8	1:03.725	+3.186	16:31:15.310	6	1:10.318	+4.563	16:29:39.796	8	1:12.035	+3.214	16:32:17.687				
9	1:02.038	+1.499	16:32:17.348	7	1:10.398	+4.643	16:30:50.194	9	1:12.244	+3.423	16:33:29.931				
10	1:01.157	+0.618	16:33:18.505	8	1:09.837	+4.082	16:32:00.031	10	1:11.147	+2.326	16:34:41.078				
11	1:02.129	+1.590	16:34:20.634	9	1:09.406	+3.651	16:33:09.437	11	1:14.650	+5.829	16:35:55.728				
12	1:01.462	+0.923	16:35:22.096	10	1:10.146	+4.391	16:34:19.583	12	1:15.149	+6.328	16:37:10.877				
13	1:00.539		16:36:22.635	11	1:10.443	+4.688	16:35:30.026	13	1:13.508	+4.687	16:38:24.385				
14	1:01.616	+1.077	16:37:24.251	12	1:08.416	+2.661	16:36:38.442	14	1:17.416	+8.595	16:39:41.801				
15	1:01.301	+0.762	16:38:25.552	13	1:10.220	+4.465	16:37:48.662	(85) TIAGO FERRARETO							
				14	1:12.248	+6.493	16:39:00.910	1	1:11.552	+0.540	16:24:03.460				
				(122) EMERSON PERONDI				2	1:12.689	+1.677	16:25:16.149				
(918) ARTHUR GOMES				1	1:06.211		16:23:57.880	3	1:10.112		16:26:27.161				
1	1:03.028	+2.057	16:23:52.145	2	1:11.922	+5.711	16:25:09.802	4	1:11.408	+0.396	16:27:38.569				
2	1:02.024	+1.053	16:24:54.169	3	1:06.990	+0.779	16:26:16.792	5	1:11.599	+0.587	16:28:50.168				
3	1:01.896	+0.925	16:25:56.065	4	1:06.511	+0.300	16:27:23.303	6	1:11.682	+0.670	16:30:01.850				
4	1:02.263	+1.292	16:26:58.328	5	1:09.788	+3.577	16:28:33.091	7	1:14.494	+3.482	16:31:16.344				
5	1:02.022	+1.051	16:28:00.350	6	1:08.940	+2.729	16:29:42.031	8	1:12.102	+1.090	16:32:28.446				
6	1:02.422	+1.451	16:29:02.772	7	1:09.929	+3.718	16:30:51.960	9	1:11.928	+0.916	16:33:40.374				
7	1:02.267	+1.296	16:30:05.039	8	1:09.755	+3.544	16:32:01.715	10	1:11.513	+0.501	16:34:51.887				
8	1:04.455	+3.484	16:31:09.494	9	1:08.669	+2.458	16:33:10.384	11	1:11.653	+0.641	16:36:03.540				
9	1:02.716	+1.745	16:32:12.210	10	1:10.676	+4.465	16:34:21.060	12	1:12.377	+1.365	16:37:15.917				
10	1:02.613	+1.642	16:33:14.823	11	1:10.757	+4.546	16:35:31.817	13	1:16.603	+5.591	16:38:32.520				
11	1:02.995	+2.024	16:34:17.818	12	1:09.328	+3.117	16:36:41.145	(171) PETERSON PEFEIFER							
12	1:05.169	+4.198	16:35:22.987	13	1:09.737	+3.526	16:37:50.882	1	1:11.992	+1.603	16:24:06.347				
13	1:00.971		16:36:23.958	14	1:12.695	+6.484	16:39:03.577	2	1:11.881	+1.492	16:25:18.228				
14	1:01.573	+0.602	16:37:25.531	(51) JOSÉ MARCOS				3	1:10.389		16:26:28.617				
15	1:05.224	+4.253	16:38:30.755	1	1:08.472	+0.213	16:24:14.691	4	1:11.967	+1.578	16:27:40.584				
				2	1:10.269	+2.010	16:25:24.960	5	1:10.930	+0.541	16:28:51.514				
(984) CLEITON BORGES				3	1:09.641	+1.382	16:26:34.601	6	1:12.526	+2.137	16:30:04.040				
1	1:02.906	+0.142	16:23:55.013	4	1:09.048	+0.789	16:27:43.649	7	1:13.573	+3.184	16:31:17.613				
2	1:22.673	+19.909	16:25:17.686	5	1:08.402	+0.143	16:28:52.051	8	1:12.144	+1.755	16:32:29.757				
3	1:04.856	+2.092	16:26:22.542	6	1:09.966	+1.707	16:30:02.017	9	1:11.284	+0.895	16:33:41.041				
4	1:02.764		16:27:25.306	7	1:10.414	+2.155	16:31:12.431	10	1:11.328	+0.939	16:34:52.369				
5	1:03.436	+0.672	16:28:28.742	8	1:11.809	+3.550	16:32:24.240	11	1:13.715	+3.326	16:36:06.084				
6	1:03.516	+0.752	16:29:32.258	9	1:09.578	+1.319	16:33:33.818	12	1:13.266	+2.877	16:37:19.350				
7	1:03.332	+0.568	16:30:35.590	10	1:08.696	+0.437	16:34:42.514	13	1:17.291	+6.902	16:38:36.641				
8	1:03.532	+0.768	16:31:39.122	11	1:08.259		16:35:50.773	(254) ENZO CHUPEL							
9	1:05.080	+2.316	16:32:44.202	12	1:10.739	+2.480	16:37:01.512	1	1:13.534	+2.825	16:24:11.659				
10	1:05.631	+2.867	16:33:49.833	13	1:09.494	+1.235	16:38:11.006	2	1:12.607	+1.898	16:25:24.266				
11	1:03.561	+0.797	16:34:53.394	14	1:12.560	+4.301	16:39:23.566	3	1:11.732	+1.023	16:26:35.998				
12	1:04.940	+2.176	16:35:58.334	(12) JOSÉ SABO				4	1:11.035	+0.326	16:27:47.033				
13	1:06.936	+4.172	16:37:05.270	1	1:11.344	+2.747	16:24:07.250	5	1:10.709		16:28:57.742				
14	1:05.761	+2.997	16:38:11.031	2	1:12.677	+4.080	16:25:19.927	6	1:15.028	+4.319	16:30:12.770				
15	1:08.192	+5.428	16:39:19.223	3	1:10.032	+1.435	16:26:29.959	7	1:11.301	+0.592	16:31:24.071				
				4	1:09.504	+0.907	16:27:39.463	8	1:12.302	+1.593	16:32:36.373				
(711) ANDERSON CHUPEL				5	1:08.602	+0.005	16:28:48.065	9	1:12.814	+2.105	16:33:49.187				
1	1:03.678		16:23:51.848	6	1:10.064	+1.467	16:29:58.129	10	1:14.525	+3.816	16:35:03.712				
2	1:05.299	+1.621	16:24:57.147	7	1:08.597		16:31:06.726	11	1:13.404	+2.695	16:36:17.116				
3	1:05.275	+1.597	16:26:02.422	8	1:11.762	+3.165	16:32:18.488	12	1:15.172	+4.463	16:37:32.288				
4	1:05.961	+2.283	16:27:08.383	9	1:08.800	+0.203	16:33:27.288	13	1:13.575	+2.866	16:38:45.863				
5	1:05.797	+2.119	16:28:14.180	10	1:10.252	+1.655	16:34:37.540	(8) LUIZ MIGUEL							
6	1:06.401	+2.723	16:29:20.581	11	1:10.945	+2.348	16:35:48.485	1	1:12.195	+2.158	16:24:07.996				
7	1:07.811	+4.133	16:30:28.392	12	1:17.849	+9.252	16:37:06.334	2	1:13.506	+3.469	16:25:21.502				
8	1:07.473	+3.795	16:31:35.865	13	1:12.653	+4.056	16:38:18.987	3	1:10.037		16:26:31.539				
9	1:06.963	+3.285	16:32:42.828	14	1:15.523	+6.926	16:39:34.510	4	1:11.234	+1.197	16:27:42.773				
10	1:08.416	+4.738	16:33:51.244												
11	1:07.763	+4.085	16:34:59.007												
12	1:10.045	+6.367	16:36:09.052												
13	1:10.191	+6.513	16:37:19.243												

Cronometragem: MARCOS A. MANCINI - Diretor de Prova: MÁRCIO JAYME

Orbits

GP DOS CAMPEÕES LIMMT 2024

MX ELITE

Itaúba/MT, 1,000 Km

Corrida

17/11/2024 16:00

Corrida iniciado em 16:22:20

Lap	Lap Tm	Diff	Time of Day	Lap	Lap Tm	Diff	Time of Day	Lap	Lap Tm	Diff	Time of Day
5	1:13.320	+3.283	16:28:56.093	11	1:16.604	+3.462	16:36:59.897				
6	1:14.047	+4.010	16:30:10.140	12	1:20.166	+7.024	16:38:20.063				
7	1:14.222	+4.185	16:31:24.362	13	1:18.690	+5.548	16:39:38.753				
8	1:16.439	+6.402	16:32:40.801								
9	1:14.811	+4.774	16:33:55.612								
10	1:14.784	+4.747	16:35:10.396								
11	1:19.292	+9.255	16:36:29.688								
12	1:15.018	+4.981	16:37:44.706								
13	1:14.400	+4.363	16:38:59.106								
(69) MARCO MEYER				(81) VANDERLEI MENDES							
1	1:13.027	+2.967	16:24:09.834	1	1:15.867	+3.680	16:24:10.496				
2	1:13.432	+3.372	16:25:23.266	2	2:11.392	+59.205	16:26:21.888				
3	1:10.060		16:26:33.326	3	1:13.654	+1.467	16:27:35.542				
4	1:13.144	+3.084	16:27:46.470	4	1:12.257	+0.070	16:28:47.799				
5	1:12.458	+2.398	16:28:58.928	5	1:12.187		16:29:59.986				
6	1:17.735	+7.675	16:30:16.663	6	1:20.142	+7.955	16:31:20.128				
7	1:12.790	+2.730	16:31:29.453	7	1:16.284	+4.097	16:32:36.412				
8	1:12.322	+2.262	16:32:41.775	8	1:15.595	+3.408	16:33:52.007				
9	1:15.803	+5.743	16:33:57.578	9	1:13.579	+1.392	16:35:05.586				
10	1:15.610	+5.550	16:35:13.188	10	1:13.180	+0.993	16:36:18.766				
11	1:18.412	+8.352	16:36:31.600	11	1:15.019	+2.832	16:37:33.785				
12	1:14.392	+4.332	16:37:45.992	12	1:12.833	+0.646	16:38:46.618				
13	1:13.262	+3.202	16:38:59.254								
(250) HERNANDES JÚNIOR											
1	1:13.359	+2.514	16:24:12.987								
2	1:14.518	+3.673	16:25:27.505								
3	1:12.988	+2.143	16:26:40.493								
4	1:10.845		16:27:51.338								
5	1:12.682	+1.837	16:29:04.020								
6	1:17.216	+6.371	16:30:21.236								
7	1:13.225	+2.380	16:31:34.461								
8	1:16.035	+5.190	16:32:50.496								
9	1:13.657	+2.812	16:34:04.153								
10	1:15.123	+4.278	16:35:19.276								
11	1:18.361	+7.516	16:36:37.637								
12	1:16.542	+5.697	16:37:54.179								
13	1:15.680	+4.835	16:39:09.859								
(85) JAY ALDEANY											
1	1:15.570	+3.195	16:24:12.437								
2	1:16.405	+4.030	16:25:28.842								
3	1:12.375		16:26:41.217								
4	1:13.102	+0.727	16:27:54.319								
5	1:14.439	+2.064	16:29:08.758								
6	1:12.918	+0.543	16:30:21.676								
7	1:13.292	+0.917	16:31:34.968								
8	1:17.077	+4.702	16:32:52.045								
9	1:14.993	+2.618	16:34:07.038								
10	1:13.259	+0.884	16:35:20.297								
11	1:17.994	+5.619	16:36:38.291								
12	1:18.637	+6.262	16:37:56.928								
13	1:17.364	+4.989	16:39:14.292								
(5) FÁBIO SANTOS											
1	1:15.525	+2.383	16:24:10.628								
2	1:15.808	+2.666	16:25:26.436								
3	1:13.142		16:26:39.578								
4	1:15.799	+2.657	16:27:55.377								
5	1:17.477	+4.335	16:29:12.854								
6	1:16.693	+3.551	16:30:29.547								
7	1:17.144	+4.002	16:31:46.691								
8	1:17.552	+4.410	16:33:04.243								
9	1:20.919	+7.777	16:34:25.162								
10	1:18.131	+4.989	16:35:43.293								

Cronometragem: MARCOS A. MANCINI - Diretor de Prova: MÁRCIO JAYME

Orbits



15, 16 e 17
NOVEMBRO
ITAÚBA

GP DOS CAMPEÕES LIMMT 2024

Classificado por voltas

MX ELITE

Itaúba/MT 1,000 Km

Corrida

17/11/2024 16:00

Corrida iniciado em 16:22:20

POS	NUM	PILOTO	CATEGORIA	VOLTAS	DIF LÍDER	MOTO	CIDADE	PATROCINADOR/EQUIPE
1	973	MARCOS ALEXANDRE	ELITE	15		GASGAS	SINOP	TEAM ZANKCO-ALQUIMIA FARMÁCIA MANIPULAÇÃO
2	918	ARTHUR GOMES	ELITE	15	5.203	KTM	COLÍDER	AUTO SOCORRO CONFIANÇA-TRANS MACENA
3	984	CLEITON BORGES	ELITE	15	53.671	KTM	SINOP	CASA DA SUSPENSÃO, RAUCH LOCAÇÕES DE MÁQUI
4	711	ANDERSON CHUPEL	ELITE	14	1 Volta	YAMAHA	SINOP	AGRO NOBRE
5	22	CARLOS ADRIEL	ELITE	14	1 Volta	HONDA	NOVO PROGRESSO	
6	122	EMERSON PERONDI	ELITE	14	1 Volta	YAMAHA	CLÁUDIA	FAZENDA DONA TEREZA-PANIKUS MOTO CLUBE
7	51	JOSÉ MARCOS	ELITE	14	1 Volta	KAWASAKI	NOVO PROGRESSO	PETISCO URUARA-PONTO DE ENCONTRO
8	12	JOSÉ SABO	ELITE	14	1 Volta	KAWASAKI	CLÁUDIA	
9	300	RIAN PIOVESAN	ELITE	14	1 Volta	KAWASAKI	NOVA BANDEIRANTE	RESTAURANTE PIOVEZAN
10	85	TIAGO FERRARETO	ELITE	13	2 Voltas	KAWASAKI	ALTA FLORESTA	TIAGO GARIMPEIRO-RETOCAR VEÍCULOS
11	171	PETERSON PEFEIFER	ELITE	13	2 Voltas	YAMAHA	SORRISO	PEDRÃO MOTOS E TENDAS
12	254	ENZO CHUPEL	ELITE	13	2 Voltas	YAMAHA	SINOP	AGRO NOBRE-ZANKCO RACING-LDG-JULIO TRAININ
13	8	LUIZ MIGUEL	ELITE	13	2 Voltas	HONDA	NOVO PROGRESSO	POSTO PARAZÃO-FAZENDA SANDRI-XINGU COMPRA
14	69	MARCO MEYER	ELITE	13	2 Voltas	KTM	SINOP	VITOR MAURINA-CONSTRUTORA INNOVARE
15	250	HERNANDES JÚNIOR	ELITE	13	2 Voltas	KAWASAKI	SINOP	MEU SALGADO FAVORITO-JRC EMPREENDIMENTOS
16	85	JAY ALDEANY	ELITE	13	2 Voltas	KAWASAKI	NOVA UBIRATÃ	JD MOTOS-CASA DE CARNES BOI GORDO-RB RESTAI
17	5	FÁBIO SANTOS	ELITE	13	2 Voltas	YAMAHA	NOVO PROGRESSO	
18	81	VANDERLEI MENDES	ELITE	12	3 Voltas	HONDA	COLÍDER	MECÂNICA MENDES-EXATA AUTO PEÇAS-MINAS TUR

Margem da Vitoria	velocidade Media	Tempo Melhor volta	Melhor Veloc.	Melhor Volta por..
5.203	55,946	1:00.539	59,466	973 - MARCOS ALEXANDRE

Cronometragem: MARCOS A. MANCINI - Diretor de Prova: MÁRCIO JAYME

Orbits



GP DOS CAMPEÕES LIMMT 2024

MX LIGHT

Itaúba/MT, 1,000 Km

Corrida

17/11/2024 15:30

Corrida iniciado em 15:50:47

Lap	Lap Tm	Diff	Time of Day	Lap	Lap Tm	Diff	Time of Day	Lap	Lap Tm	Diff	Time of Day
(89) CRISTIAN BERNEGOZZI				5	1:18.565	+3.490	15:57:59.241	11	1:27.079	+10.116	16:06:11.873
1	1:14.991	+1.753	15:52:35.944	6	1:18.020	+2.945	15:59:17.261	12	1:23.248	+6.285	16:07:35.121
2	1:13.238		15:53:49.182	7	1:16.615	+1.540	16:00:33.876	13	1:24.397	+7.434	16:08:59.518
3	1:15.802	+2.564	15:55:04.984	8	1:15.075		16:01:48.951	(15) WALISON SANTOS			
4	1:15.079	+1.841	15:56:20.063	9	1:16.942	+1.867	16:03:05.893	1	1:22.624	+2.031	15:52:49.827
5	1:15.160	+1.922	15:57:35.223	10	1:19.583	+4.508	16:04:25.476	2	1:21.043	+0.450	15:54:10.870
6	1:14.613	+1.375	15:58:49.836	11	1:17.091	+2.016	16:05:42.567	3	1:22.958	+2.365	15:55:33.828
7	1:15.265	+2.027	16:00:05.101	12	1:16.498	+1.423	16:06:59.065	4	1:21.170	+0.577	15:56:54.998
8	1:17.508	+4.270	16:01:22.609	13	1:17.626	+2.551	16:08:16.691	5	1:23.204	+2.611	15:58:18.202
9	1:15.148	+1.910	16:02:37.757	(20) JOSÉ GOUDINHO				6	1:21.452	+0.859	15:59:39.654
10	1:15.897	+2.659	16:03:53.654	1	1:20.171	+4.392	15:52:46.549	7	1:21.451	+0.858	16:01:01.105
11	1:16.802	+3.564	16:05:10.456	2	1:20.023	+4.244	15:54:06.572	8	1:20.593		16:02:21.698
12	1:16.233	+2.995	16:06:26.689	3	1:20.758	+4.979	15:55:27.330	9	1:21.135	+0.542	16:03:42.833
13	1:14.167	+0.929	16:07:40.856	4	1:17.938	+2.159	15:56:45.268	10	1:21.191	+0.598	16:05:04.024
(93) ELIANDRO PORFIRIO				5	1:16.833	+1.054	15:58:02.101	11	1:20.692	+0.099	16:06:24.716
1	1:18.500	+4.976	15:52:44.009	6	1:18.403	+2.624	15:59:20.504	12	1:27.169	+6.576	16:07:51.885
2	1:14.327	+0.803	15:53:58.336	7	1:16.963	+1.184	16:00:37.467	(177) DHULHO FERNANDO			
3	1:14.451	+0.927	15:55:12.787	8	1:16.425	+0.646	16:01:53.892	1	1:22.049	+0.535	15:52:42.907
4	1:13.524		15:56:26.311	9	1:15.779		16:03:09.671	2	1:21.514		15:54:04.421
5	1:14.096	+0.572	15:57:40.407	10	1:19.192	+3.413	16:04:28.863	3	1:21.861	+0.347	15:55:26.282
6	1:15.320	+1.796	15:58:55.727	11	1:17.587	+1.808	16:05:46.450	4	1:24.946	+3.432	15:56:51.228
7	1:14.695	+1.171	16:00:10.422	12	1:17.309	+1.530	16:07:03.759	5	1:22.499	+0.985	15:58:13.727
8	1:16.003	+2.479	16:01:26.425	13	1:16.263	+0.484	16:08:20.022	6	1:23.095	+1.581	15:59:36.822
9	1:16.404	+2.880	16:02:42.829	(78) FÁBIO BOFETTE				7	1:21.693	+0.179	16:00:58.515
10	1:15.758	+2.234	16:03:58.587	1	1:14.967		15:52:32.623	8	1:22.116	+0.602	16:02:20.631
11	1:14.358	+0.834	16:05:12.945	2	1:17.401	+2.434	15:53:50.024	9	1:24.113	+2.599	16:03:44.744
12	1:15.359	+1.835	16:06:28.304	3	1:18.280	+3.313	15:55:08.304	10	1:24.134	+2.620	16:05:08.878
13	1:14.449	+0.925	16:07:42.753	4	1:19.719	+4.752	15:56:28.023	11	1:28.401	+6.887	16:06:37.279
(281) JULIANO RODRIGUES				5	1:18.831	+3.864	15:57:46.854	12	1:22.978	+1.464	16:08:00.257
1	1:20.044	+6.916	15:52:44.567	6	1:21.232	+6.265	15:59:08.086	(88) ALEX BORTOLUZZI			
2	1:14.828	+1.700	15:53:59.395	7	1:19.514	+4.547	16:00:27.600	1	1:21.229	+4.553	15:52:49.188
3	1:18.399	+5.271	15:55:17.794	8	1:20.055	+5.088	16:01:47.655	2	1:17.285	+0.609	15:54:06.473
4	1:15.374	+2.246	15:56:33.168	9	1:20.639	+5.672	16:03:08.294	3	1:53.930	+37.254	15:56:00.403
5	1:13.995	+0.867	15:57:47.163	10	1:20.153	+5.186	16:04:28.447	4	1:16.966	+0.290	15:57:17.369
6	1:14.812	+1.684	15:59:01.975	11	1:17.754	+2.787	16:05:46.201	5	1:22.379	+5.703	15:58:39.748
7	1:14.445	+1.317	16:00:16.420	12	1:23.601	+8.634	16:07:09.802	6	1:16.676		15:59:56.424
8	1:13.128		16:01:29.548	13	1:21.059	+6.092	16:08:30.861	7	1:32.588	+15.912	16:01:29.012
9	1:14.182	+1.054	16:02:43.730	(81) ROMERO MACULAN				8	1:23.636	+6.960	16:02:52.648
10	1:17.657	+4.529	16:04:01.387	1	1:35.476	+19.430	15:52:56.874	9	1:19.698	+3.022	16:04:12.346
11	1:13.329	+0.201	16:05:14.716	2	1:19.038	+2.992	15:54:15.912	10	1:18.655	+1.979	16:05:31.001
12	1:13.963	+0.835	16:06:28.679	3	1:18.494	+2.448	15:55:34.406	11	1:19.647	+2.971	16:06:50.648
13	1:15.293	+2.165	16:07:43.972	4	1:19.905	+3.859	15:56:54.311	12	1:19.255	+2.579	16:08:09.903
(46) MARCELO CAVALHEIRO				5	1:16.046		15:58:10.357	(35) MÁRCIO TOMAZ			
1	1:22.467	+9.384	15:52:47.255	6	1:18.924	+2.878	15:59:29.281	1	1:26.036	+4.043	15:52:56.189
2	1:17.859	+4.776	15:54:05.114	7	1:18.173	+2.127	16:00:47.454	2	1:21.993		15:54:18.182
3	1:14.061	+0.978	15:55:19.175	8	1:21.990	+5.944	16:02:09.444	3	1:23.788	+1.795	15:55:41.970
4	1:16.913	+3.830	15:56:36.088	9	1:19.631	+3.585	16:03:29.075	4	1:22.004	+0.011	15:57:03.974
5	1:13.449	+0.366	15:57:49.537	10	1:16.777	+0.731	16:04:45.852	5	1:22.261	+0.268	15:58:26.235
6	1:16.086	+3.003	15:59:05.623	11	1:20.267	+4.221	16:06:06.119	6	1:23.344	+1.351	15:59:49.579
7	1:13.083		16:00:18.706	12	1:18.163	+2.117	16:07:24.282	7	1:26.185	+4.192	16:01:15.764
8	1:15.328	+2.245	16:01:34.034	13	1:19.357	+3.311	16:08:43.639	8	1:29.706	+7.713	16:02:45.470
9	1:16.295	+3.212	16:02:50.329	(61) DOUGLAS AZILIERO				9	1:27.274	+5.281	16:04:12.744
10	1:16.091	+3.008	16:04:06.420	1	1:23.215	+6.252	15:52:45.644	10	1:25.189	+3.196	16:05:37.933
11	1:21.577	+8.494	16:05:27.997	2	1:19.201	+2.238	15:54:04.845	11	1:27.450	+5.457	16:07:05.383
12	1:22.014	+8.931	16:06:50.011	3	1:21.617	+4.654	15:55:26.462	12	1:29.947	+7.954	16:08:35.330
13	1:19.000	+5.917	16:08:09.011	4	1:17.072	+0.109	15:56:43.534	(20) SIDNEI LOSS			
(800) FÁBIO MERCURIO				5	1:16.963		15:58:00.497	1	1:36.193	+13.431	15:53:05.182
1	1:18.902	+3.827	15:52:41.871	6	1:20.881	+3.918	15:59:21.378	2	1:22.762		15:54:27.944
2	1:17.303	+2.228	15:53:59.174	7	1:19.245	+2.282	16:00:40.623	3	1:25.432	+2.670	15:55:53.376
3	1:19.259	+4.184	15:55:18.433	8	1:20.334	+3.371	16:02:00.957	4	1:22.893	+0.131	15:57:16.269
4	1:22.243	+7.168	15:56:40.676	9	1:23.764	+6.801	16:03:24.721	5	1:23.183	+0.421	15:58:39.452

Cronometragem: MARCOS A. MANCINI - Diretor de Prova: MÁRCIO JAYME

Orbits



15, 16 e 17
NOVEMBRO
ITAÚBA

GP DOS CAMPEÕES LIMMT 2024


MX LIGHT

Itaúba/MT 1,000 Km

Corrida

17/11/2024 15:30

Corrida iniciado em 15:50:47



Lap	Lap Tm	Diff	Time of Day
6	1:29.323	+6.561	16:00:08.775
7	1:30.428	+7.666	16:01:39.203
8	1:25.543	+2.781	16:03:04.746
9	1:30.077	+7.315	16:04:34.823
10	1:26.902	+4.140	16:06:01.725
11	1:37.554	+14.792	16:07:39.279
12	2:06.622	+43.860	16:09:45.901

(70) VICTOR BATISTILLO

1	1:31.310	+6.641	15:53:01.746
2	1:24.669		15:54:26.415
3	1:25.174	+0.505	15:55:51.589
4	1:26.149	+1.480	15:57:17.738
5	1:28.058	+3.389	15:58:45.796
6	1:32.502	+7.833	16:00:18.298
7	1:30.892	+6.223	16:01:49.190
8	1:28.967	+4.296	16:03:18.157
9	1:40.822	+16.153	16:04:58.979
10	1:40.199	+15.530	16:06:39.178
11	1:35.440	+10.771	16:08:14.618

(300) SÉRGIO DORAZIO

1	1:18.455		15:52:39.006
2	1:18.691	+0.236	15:53:57.697
3	1:19.724	+1.269	15:55:17.421
4	1:21.632	+3.177	15:56:39.053
5	1:21.186	+2.731	15:58:00.239
6	1:40.768	+22.313	15:59:41.007

(87) MIZAEAL ROSSETO

1	1:23.862	+4.039	15:52:48.725
2	1:21.167	+1.344	15:54:09.892
3	1:26.371	+6.548	15:55:36.263
4	1:19.823		15:56:56.086
5	3:26.580	+2:06.757	16:00:22.666

(3) FRANCINEY ANDRADE

1	1:37.411	+13.311	15:53:06.038
2	1:24.754	+0.654	15:54:30.792
3	1:24.100		15:55:54.892
4	1:26.799	+2.699	15:57:21.691

(4) RAFAEL DINIZ

1	1:19.858	+0.212	15:52:43.574
2	1:19.646		15:54:03.220
3	1:22.211	+2.565	15:55:25.431
4	6:40.188	+5:20.542	16:02:05.619

(220) WILLIANS GONÇALVES

1	1:22.372		15:52:51.689
---	-----------------	--	--------------

Cronometragem: MARCOS A. MANCINI - Diretor de Prova: MÁRCIO JAYME

Orbits





15, 16 e 17
NOVEMBRO
ITAÚBA

GP DOS CAMPEÕES LIMMT 2024

Classificado por voltas

MX LIGHT

Itaúba/MT 1,000 Km

Corrida

17/11/2024 15:30

Corrida iniciado em 15:50:47

POS	NUM	PILOTO	CATEGORIA	VOLTAS	DIF LÍDER	MOTO	CIDADE	PATROCINADOR/EQUIPE
1	89	CRISTIAN BERNEGOZZI	LIGHT	13		HONDA	SINOP	BORRACHARIA SANTA FÉ-FAZENDA SANDRI-NECLO I
2	93	ELIANDRO PORFIRIO	LIGHT	13	1.897	HONDA	SINOP	S S INSTALADORA CONSTRUÇÃO DE OBRAS ELÉTRIC
3	281	JULIANO RODRIGUES	LIGHT	13	3.116	YMAHA	SINOP	
4	46	MARCELO CAVALHEIRO	LIGHT	13	28.155	YAMAHA	SINOP	SOMBRA TERRAPLANAGEM
5	800	FÁBIO MERCURIO	LIGHT	13	35.835	KAWASAKI	COLÍDER	
6	20	JOSÉ GOUDINHO	LIGHT	13	39.166	YAMAHA	MARABÁ	AÇAI VITA NAT-TUFÃO TRANSPORTES
7	78	FÁBIO BOFETTE	LIGHT	13	50.005	KAWASAKI	PARANAITA	
8	81	ROMERO MACULAN	LIGHT	13	1:02.783	YAMAHA	COLÍDER	POSTO PIT STOP COLÍDER
9	61	DOUGLAS AZILIERO	LIGHT	13	1:18.662	YAMAHA	ITAÚBA	
10	15	WALISON SANTOS	LIGHT	12	1 Volta	HONDA	COLÍDER	SS MOTOS-3M TERRAPLANAGEM-NENO MOTOS
11	177	DHULHO FERNANDO	LIGHT	12	1 Volta	YAMAHA	NOVA CANAÃ DO NOI	LUNARDI TERRAPLANAGEM-POSTO PARAZÃO
12	88	ALEX BORTOLUZZI	LIGHT	12	1 Volta	HONDA	SINOP	TR BORTOLUZZI-CASA DAS MOTOS
13	35	MÁRCIO TOMAZ	LIGHT	12	1 Volta	KAWASAKI	COLÍDER	RUFINO LAVA CAR-MOTO CLUB DE COLÍDER
14	20	SIDNEI LOSS	LIGHT	12	1 Volta	KAWASAKI	COLIDER	LOSS AUTOMÓVEIS-SS MOTOS
15	70	VICTOR BATISTLLO	LIGHT	11	2 Voltas	YAMAHA	ITAÚBA	JV MAT CONST-FAZ SANDRI-PREF MUN ITAÚBA

Não classificado (50% = 7 Voltas)

300	SÉRGIO DORAZIO	LIGHT	6	7 Voltas	KAWASAKI	NOVO PROGRESSO	ALAN MOTOS-PREF MUN NOVO PROGRESSO
87	MIZAEEL ROSSETO	LIGHT	5	8 Voltas	HONDA	NOVO PROGRESSO	POSTO PARAZÃO-FAZENDA SANDRI-XINGU COMPRA
3	FRANCINEY ANDRADE	LIGHT	4	9 Voltas	HONDA	NOVO PROGRESSO	NEY MOTOS SHOW
4	RAFAEL DINIZ	LIGHT	4	9 Voltas	KAWASAKI	MORAES ALMEIDA	XINGU COMPRA DE OURO
220	WILLIANS GONÇALVES	LIGHT	1	12 Voltas	HONDA	NOVA CANAÃ DO NOI	REAL MOTOS

Margem da Vitoria

velocidade Media

Tempo Melhor volta

Melhor Veloc.

Melhor Volta por..

1.897

46,179

1:13.083

49,259

46 - MARCELO CAVALHEIRO

Cronometragem: MARCOS A. MANCINI - Diretor de Prova: MÁRCIO JAYME

Orbits



GP DOS CAMPEÕES LIMMT 2024

MX4

Itaúba/MT, 1,000 Km

Corrida

17/11/2024 15:00

Corrida iniciado em 15:23:32

Lap	Lap Tm	Diff	Time of Day	Lap	Lap Tm	Diff	Time of Day	Lap	Lap Tm	Diff	Time of Day				
(122) EMERSON PERONDI															
1	1:06.717		15:25:09.149	1	1:12.793	+0.770	15:25:19.779	5	1:12.436	+0.815	15:31:00.138				
2	1:08.655	+1.938	15:26:17.804	2	1:12.023		15:26:31.802	6	1:13.111	+1.490	15:32:13.249				
3	1:07.465	+0.748	15:27:25.269	3	1:13.803	+1.780	15:27:45.605	7	1:15.011	+3.390	15:33:28.260				
4	1:08.068	+1.351	15:28:33.337	4	1:13.985	+1.962	15:28:59.590	8	1:14.192	+2.571	15:34:42.452				
5	1:11.388	+4.671	15:29:44.725	5	1:14.057	+2.034	15:30:13.647	9	1:13.478	+1.857	15:35:55.930				
6	1:08.292	+1.575	15:30:53.017	6	1:13.636	+1.613	15:31:27.283	10	1:15.308	+3.687	15:37:11.238				
7	1:09.772	+3.055	15:32:02.789	7	1:12.523	+0.500	15:32:39.806	11	1:15.484	+3.863	15:38:26.722				
8	1:09.932	+3.215	15:33:12.721	8	1:12.462	+0.439	15:33:52.268	12	1:16.106	+4.485	15:39:42.828				
9	1:10.493	+3.776	15:34:23.214	9	1:14.283	+2.260	15:35:06.551	13	1:14.350	+2.729	15:40:57.178				
10	1:12.204	+5.487	15:35:35.418	10	1:14.391	+2.368	15:36:20.942	(20) JOSÉ GOUDINHO							
11	1:10.829	+4.112	15:36:46.247	11	1:12.703	+0.680	15:37:33.645	1	1:20.623	+2.062	15:25:32.190				
12	1:12.643	+5.926	15:37:58.890	12	1:12.845	+0.822	15:38:46.490	2	1:18.561		15:26:50.751				
13	1:13.924	+7.207	15:39:12.814	13	1:13.594	+1.571	15:40:00.084	3	1:19.627	+1.066	15:28:10.378				
14	1:16.078	+9.361	15:40:28.892	14	1:17.618	+5.595	15:41:17.702	4	1:22.001	+3.440	15:29:32.379				
(171) PETERSON PFEIFER															
1	1:10.642	+1.219	15:25:12.653	(461) GILMAR MORENO								5	1:21.476	+2.915	15:30:53.855
2	1:09.423		15:26:22.076	1	1:11.514	+0.994	15:25:16.204	6	1:24.455	+5.894	15:32:18.310				
3	1:10.194	+0.771	15:27:32.270	2	1:10.520		15:26:26.724	7	1:32.060	+13.499	15:33:50.370				
4	1:09.554	+0.131	15:28:41.824	3	1:11.238	+0.718	15:27:37.962	8	1:24.653	+6.092	15:35:15.023				
5	1:11.516	+2.093	15:29:53.340	4	1:18.590	+8.070	15:28:56.552	(46) RAFAEL DINIZ							
6	1:10.672	+1.249	15:31:04.012	5	1:12.207	+1.687	15:30:08.759	1	1:25.872	+6.191	15:25:43.080				
7	1:11.127	+1.704	15:32:15.139	6	1:13.716	+3.196	15:31:22.475	2	1:19.681		15:27:02.761				
8	1:10.731	+1.308	15:33:25.870	7	1:14.565	+4.045	15:32:37.040	3	1:22.136	+2.455	15:28:24.897				
9	1:11.150	+1.727	15:34:37.020	8	1:14.140	+3.620	15:33:51.180	4	1:26.528	+6.847	15:29:51.425				
10	1:11.676	+2.253	15:35:48.696	9	1:14.886	+4.366	15:35:06.066	5	1:27.502	+7.821	15:31:18.927				
11	1:16.393	+6.970	15:37:05.089	10	1:15.283	+4.763	15:36:21.349	6	1:28.381	+8.700	15:32:47.308				
12	1:25.104	+15.681	15:38:30.193	11	1:13.188	+2.668	15:37:34.537	7	1:24.928	+5.247	15:34:12.236				
13	1:13.954	+4.531	15:39:44.147	12	1:13.992	+3.472	15:38:48.529	8	1:50.387	+30.706	15:36:02.623				
14	1:14.544	+5.121	15:40:58.691	13	1:15.641	+5.121	15:40:04.170	(300) SÉRGIO DORAZIO							
(7) ALEXSANDER CHUPEL															
1	1:10.572	+1.850	15:25:14.083	14	1:24.364	+13.844	15:41:28.534	1	1:21.141		15:25:28.403				
2	1:08.722		15:26:22.805	(37) JUNIOR WONS								2	1:21.394	+0.253	15:26:49.797
3	1:10.312	+1.590	15:27:33.117	1	1:13.952	+0.422	15:25:23.279	3	1:25.582	+4.441	15:28:15.379				
4	1:20.122	+11.400	15:28:53.239	2	1:13.530		15:26:36.809	4	1:47.917	+26.776	15:30:03.296				
5	1:10.901	+2.179	15:30:04.140	3	1:15.025	+1.495	15:27:51.834	(51) RONALDO SANTOS							
6	1:10.966	+2.244	15:31:15.106	4	1:13.921	+0.391	15:29:05.755	1	1:14.940	+0.386	15:25:29.144				
7	1:12.106	+3.384	15:32:27.212	5	1:14.897	+1.367	15:30:20.652	2	1:14.626	+0.072	15:26:43.770				
8	1:12.581	+3.859	15:33:39.793	6	1:14.579	+1.049	15:31:35.231	3	1:14.661	+0.107	15:27:58.431				
9	1:13.208	+4.486	15:34:53.001	7	1:15.142	+1.612	15:32:50.373	4	1:15.133	+0.579	15:29:13.564				
10	1:12.219	+3.497	15:36:05.220	8	1:15.854	+2.324	15:34:06.227	5	1:14.554		15:30:28.118				
11	1:13.272	+4.550	15:37:18.492	9	1:16.065	+2.535	15:35:22.292	6	1:15.454	+0.900	15:31:43.572				
12	1:13.364	+4.642	15:38:31.856	10	1:18.212	+4.682	15:36:40.504	7	1:16.273	+1.719	15:32:59.845				
13	1:16.488	+7.766	15:39:48.344	11	1:16.797	+3.267	15:37:57.301	8	1:15.724	+1.170	15:34:15.569				
14	1:17.569	+8.847	15:41:05.913	12	1:18.268	+4.738	15:39:15.569	9	1:17.678	+3.124	15:35:33.247				
(26) JOHN WILLIAM															
1	1:12.340	+2.679	15:25:24.001	13	1:16.295	+2.765	15:40:31.864	10	1:16.942	+2.388	15:36:50.189				
2	1:09.661		15:26:33.662	(21) JOÃO BATISTA								11	1:14.763	+0.209	15:38:04.952
3	1:12.012	+2.351	15:27:45.674	1	1:12.099	+0.478	15:26:07.746	12	1:15.422	+0.868	15:39:20.374				
4	1:11.626	+1.965	15:28:57.300	2	1:11.621		15:27:19.367	13	1:15.074	+0.520	15:40:35.448				
5	1:12.071	+2.410	15:30:09.371	3	1:12.110	+0.489	15:28:31.477	(52) JUAREZ RIBEIRO							
6	1:14.017	+4.356	15:31:23.388	4	1:16.225	+4.604	15:29:47.702								
7	1:12.012	+2.351	15:32:35.400												
8	1:13.508	+3.847	15:33:48.908												
9	1:12.860	+3.199	15:35:01.768												
10	1:14.482	+4.821	15:36:16.250												
11	1:13.084	+3.423	15:37:29.334												
12	1:13.043	+3.382	15:38:42.377												
13	1:13.473	+3.812	15:39:55.850												
14	1:11.961	+2.300	15:41:07.811												

Cronometragem: MARCOS A. MANCINI - Diretor de Prova: MÁRCIO JAYME

Orbits



15, 16 e 17
NOVEMBRO
ITAÚBA

GP DOS CAMPEÕES LIMMT 2024

Classificado por voltas

MX4

Itaúba/MT 1,000 Km

Corrida

17/11/2024 15:00

Corrida iniciado em 15:23:32

POS	NUM	PILOTO	CATEGORIA	VOLTAS	DIF LÍDER	MOTO	CIDADE	PATROCINADOR/EQUIPE
1	122	EMERSON PERONDI	MX4	14		YAMAHA	CLÁUDIA	FAZENDA DONA TEREZA-PANIKUS MOTO CLUBE
2	171	PETERSON PFEIFER	MX4	14	29.799	YAMAHA	SORRISO	PEDRÃO MOTOS E TENDAS
3	7	ALEXSANDER CHUPEL	MX4	14	37.021	KAWASAKI	SORRISO	AUTO SOCORRO SANTO ANJO
4	26	JOHN WILLIAM	MX4	14	38.919	KAWASAKI	SINOP	BOX 1-ARTE FARMA-ECOCENTAURO-SICOOB NORTE
5	52	JUAREZ RIBEIRO	MX4	14	48.810	YAMAHA	LUCAS DO RIO VERDI	AMERICA RACING
6	461	GILMAR MORENO	MX4	14	59.642	KAWASAKI	SINOP	BOX1 MULTIMARCAS-IDEAL OFFROAD-RODOTREM
7	37	JUNIOR WONS	MX4	13	1 Volta	HONDA	NOVA MONTE VERDE	FAZENDA TRIVELATO
8	51	RONALDO SANTOS	MX4	13	1 Volta	KAWASAKI	NOVO PROGRESSO	
9	21	JOÃO BATISTA	MX4	13	1 Volta	HONDA	COLÍDER	NENOMOTOS-MOTOCUBE DE COLÍDER-LOSS AUTOI
10	20	JOSÉ GOUDINHO	MX4	8	6 Voltas	YAMAHA	MARABÁ	AÇAI VITA NAT-TUFÃO TRANSPORTES
11	46	RAFAEL DINIZ	MX4	8	6 Voltas	KAWASAKI	MORAES ALMEIDA	XINGU COMPRA DE OURO

Não classificado (50% = 7 Voltas)

300	SÉRGIO DORAZIO	MX4	4	10 Voltas	KAWASAKI	NOVO PROGRESSO	ALAN MOTOS-PREF MUN NOVO PROGRESSO
-----	----------------	-----	---	-----------	----------	----------------	------------------------------------

Margem da Vitoria

velocidade Media

Tempo Melhor volta

Melhor Veloc.

Melhor Volta por..

29.799

49,606

1:06.717

53,959

122 - EMERSON PERONDI

Cronometragem: MARCOS A. MANCINI - Diretor de Prova: MÁRCIO JAYME

Orbits



GP DOS CAMPEÕES LIMMT 2024

MX2

Itaúba/MT, 1,000 Km

Corrida

17/11/2024 14:30

Corrida iniciado em 14:58:21

Lap	Lap Tm	Diff	Time of Day	Lap	Lap Tm	Diff	Time of Day	Lap	Lap Tm	Diff	Time of Day
(918) ARTHUR GOMES				11	1:07.420	+3.821	15:10:54.472	3	1:12.924	+0.106	15:02:41.844
1	1:00.949	+0.645	14:59:49.050	12	1:07.734	+4.135	15:12:02.206	4	1:29.879	+17.061	15:04:11.723
2	1:01.270	+0.966	15:00:50.320	13	1:09.440	+5.841	15:13:11.646				
3	1:00.855	+0.551	15:01:51.175	14	1:12.952	+9.353	15:14:24.598				
4	1:00.304		15:02:51.479	15	1:10.071	+6.472	15:15:34.669				
5	1:02.012	+1.708	15:03:53.491	(333) ANDRE SÓCIO							
6	1:01.647	+1.343	15:04:55.138	1	1:05.938	+2.396	14:59:55.927				
7	1:01.513	+1.209	15:05:56.651	2	1:03.542		15:00:59.469				
8	1:02.152	+1.848	15:06:58.803	3	1:04.511	+0.969	15:02:03.980				
9	1:03.600	+3.296	15:08:02.403	4	1:04.321	+0.779	15:03:08.301				
10	1:02.317	+2.013	15:09:04.720	5	1:05.595	+2.053	15:04:13.896				
11	1:02.615	+2.311	15:10:07.335	6	1:05.781	+2.239	15:05:19.677				
12	1:02.041	+1.737	15:11:09.376	7	1:21.498	+17.956	15:06:41.175				
13	1:02.175	+1.871	15:12:11.551	8	1:07.023	+3.481	15:07:48.198				
14	1:02.103	+1.799	15:13:13.654	9	1:08.143	+4.601	15:08:56.341				
15	1:02.742	+2.438	15:14:16.396	10	1:09.455	+5.913	15:10:05.796				
16	1:04.024	+3.720	15:15:20.420	11	1:12.311	+8.769	15:11:18.107				
(973) MARCOS ALEXANDRE				12	1:09.193	+5.651	15:12:27.300				
1	1:02.195	+1.270	14:59:50.527	13	1:10.706	+7.164	15:13:38.006				
2	1:01.237	+0.312	15:00:51.764	14	1:10.975	+7.433	15:14:48.981				
3	1:00.925		15:01:52.689	15	1:10.203	+6.661	15:15:59.184				
4	1:01.087	+0.162	15:02:53.776	(85) JOSÉ MARCOS							
5	1:01.459	+0.534	15:03:55.235	1	1:06.959	+0.087	15:00:01.483				
6	1:01.250	+0.325	15:04:56.485	2	1:09.687	+2.815	15:01:11.170				
7	1:01.629	+0.704	15:05:58.114	3	1:08.747	+1.875	15:02:19.917				
8	1:02.383	+1.458	15:07:00.497	4	1:08.897	+2.025	15:03:28.814				
9	1:02.589	+1.664	15:08:03.086	5	1:06.872		15:04:35.686				
10	1:03.323	+2.396	15:09:06.409	6	1:07.236	+0.364	15:05:42.922				
11	1:01.992	+1.067	15:10:08.401	7	1:09.370	+2.498	15:06:52.292				
12	1:02.309	+1.384	15:11:10.710	8	1:09.553	+2.681	15:08:01.845				
13	1:01.885	+0.960	15:12:12.595	9	1:09.936	+3.064	15:09:11.781				
14	1:01.889	+0.964	15:13:14.484	10	1:11.492	+4.620	15:10:23.273				
15	1:02.728	+1.803	15:14:17.212	11	1:09.538	+2.666	15:11:32.811				
16	1:06.618	+5.693	15:15:23.830	12	1:10.087	+3.215	15:12:42.898				
(46) CLEITON BORGES				13	1:09.758	+2.886	15:13:52.656				
1	1:01.855	+1.154	14:59:52.080	14	1:09.699	+2.827	15:15:02.355				
2	1:00.701		15:00:52.781	15	1:11.598	+4.726	15:16:13.953				
3	1:01.935	+1.234	15:01:54.716	(12) JOSÉ SABO							
4	1:01.362	+0.661	15:02:56.078	1	1:05.831		14:59:58.643				
5	1:01.789	+1.088	15:03:57.867	2	1:07.308	+1.477	15:01:05.951				
6	1:04.421	+3.720	15:05:02.288	3	1:09.360	+3.529	15:02:15.311				
7	1:02.992	+2.291	15:06:05.280	4	1:08.056	+2.225	15:03:23.367				
8	1:02.202	+1.501	15:07:07.482	5	1:08.803	+2.972	15:04:32.170				
9	1:02.530	+1.829	15:08:10.012	6	1:09.738	+3.907	15:05:41.908				
10	1:02.951	+2.250	15:09:12.963	7	1:10.036	+4.205	15:06:51.944				
11	1:02.114	+1.413	15:10:15.077	8	1:12.886	+7.055	15:08:04.830				
12	1:01.765	+1.064	15:11:16.842	9	1:13.922	+8.091	15:09:18.752				
13	1:02.865	+2.164	15:12:19.707	10	1:10.958	+5.127	15:10:29.710				
14	1:02.940	+2.239	15:13:22.647	11	1:09.804	+3.973	15:11:39.514				
15	1:05.953	+5.252	15:14:28.600	12	1:10.612	+4.781	15:12:50.126				
16	1:11.058	+10.357	15:15:39.658	13	1:10.855	+5.024	15:14:00.981				
(4) ELTON DINIZ				14	1:20.478	+14.647	15:15:21.459				
1	1:07.019	+3.420	15:00:00.341	(107) VICTOR LUIZ							
2	1:04.662	+1.063	15:01:05.003	1	1:07.812		15:00:00.076				
3	1:03.599		15:02:08.602	2	1:09.699	+1.887	15:01:09.775				
4	1:03.654	+0.055	15:03:12.256	3	1:08.933	+1.121	15:02:18.708				
5	1:05.446	+1.847	15:04:17.702	4	1:10.012	+2.200	15:03:28.720				
6	1:04.599	+1.000	15:05:22.301	5	1:15.615	+7.803	15:04:44.335				
7	1:05.626	+2.027	15:06:27.927	(254) ENZO CHUPEL							
8	1:06.119	+2.520	15:07:34.046	1	1:12.818		15:00:05.339				
9	1:06.379	+2.780	15:08:40.425	2	1:23.581	+10.763	15:01:28.920				
10	1:06.627	+3.028	15:09:47.052								

Cronometragem: MARCOS A. MANCINI - Diretor de Prova: MÁRCIO JAYME

Orbits



15, 16 e 17
NOVEMBRO
ITAÚBA

GP DOS CAMPEÕES LIMMT 2024

Classificado por voltas

MX2

Itaúba/MT 1,000 Km

Corrida

17/11/2024 14:30

Corrida iniciado em 14:58:21

POS	NUM	PILOTO	CATEGORIA	VOLTAS	DIF LÍDER	MOTO	CIDADE	PATROCINADOR/EQUIPE
1	918	ARTHUR GOMES	MX2	16		KTM	COLÍDER	AUTO SOCORRO CONFIANÇA-TRANS MACENA
2	973	MARCOS ALEXANDRE	MX2	16	3.410	GASGAS	SINOP	TEAM ZANKCO , ALQUIMIA FARMÁCIA MANIPULAÇÃO
3	46	CLEITON BORGES	MX2	16	19.238	KTM	SINOP	CASA DA SUSPENSÃO-RAUCH LOCAÇÕES DE MÁQUIN
4	4	ELTON DINIZ	MX2	15	1 Volta	HONDA	ALTA FLORESTA	FLORESTA TRATORES-HS CONSÓRCIOS-PEBINHA TU
5	333	ANDRE SÓCIO	MX2	15	1 Volta	GASGAS	ALTA FLORESTA	RAMOS CONSTRUTORA
6	85	JOSÉ MARCOS	MX2	15	1 Volta	YAMAHA	NOVO PROGRESSO	
7	12	JOSÉ SABO	MX2	14	2 Voltas	KAWASAKI	CLÁUDIA	

Não classificado (50% = 8 Voltas)

107	VICTOR LUIZ	MX2	5	11 Voltas	YAMAHA	SINOP	CLASSIC AUTO CENTER
254	ENZO CHUPEL	MX2	4	12 Voltas	YAMAHA	SINOP	AGRO NOBRE-ZANKCO RACING-LDG-JULIO TRAINING

Margem da Vitoria

velocidade Media

Tempo Melhor volta

Melhor Veloc.

Melhor Volta por..

3.410

56,556

1:00.304

59,698

918 - ARTHUR GOMES

Cronometragem: MARCOS A. MANCINI - Diretor de Prova: MÁRCIO JAYME

Orbits



GP DOS CAMPEÕES LIMMT 2024

MX3

Itaúba/MT, 1,000 Km

Corrida

17/11/2024 14:00

Corrida iniciado em 14:27:11

Lap	Lap Tm	Diff	Time of Day	Lap	Lap Tm	Diff	Time of Day	Lap	Lap Tm	Diff	Time of Day
(711) ANDERSON CHUPEL				14	1:11.046	+2.280	14:44:21.225	(37) JUNIOR WONS			
1	1:05.477	+0.980	14:28:44.553	15	1:11.813	+3.047	14:45:33.038	1	1:11.324		14:28:55.953
2	1:04.513	+0.016	14:29:49.066	(85) JAY ALDEANY				2	1:12.750	+1.426	14:30:08.703
3	1:04.497		14:30:53.563	1	1:09.716	+1.098	14:28:53.077	3	1:15.116	+3.792	14:31:23.819
4	1:05.091	+0.594	14:31:58.654	2	1:09.322	+0.704	14:30:02.399	4	1:17.493	+6.169	14:32:41.312
5	1:05.327	+0.830	14:33:03.981	3	1:11.514	+2.896	14:31:13.913	5	1:17.756	+6.432	14:33:59.068
6	1:06.108	+1.611	14:34:10.089	4	1:15.735	+7.117	14:32:29.648	6	1:23.969	+12.645	14:35:23.037
7	1:07.263	+2.766	14:35:17.352	5	1:08.618		14:33:38.266				
8	1:07.083	+2.586	14:36:24.435	6	1:11.458	+2.840	14:34:49.724				
9	1:09.319	+4.822	14:37:33.754	7	1:12.103	+3.485	14:36:01.827				
10	1:08.101	+3.604	14:38:41.855	8	1:13.692	+5.074	14:37:15.519				
11	1:08.639	+4.142	14:39:50.494	9	1:13.491	+4.873	14:38:29.010				
12	1:08.408	+3.911	14:40:58.902	10	1:10.819	+2.201	14:39:39.829				
13	1:09.104	+4.607	14:42:08.006	11	1:10.437	+1.819	14:40:50.266				
14	1:12.173	+7.676	14:43:20.179	12	1:11.161	+2.543	14:42:01.427				
15	1:11.606	+7.109	14:44:31.785	13	1:09.994	+1.376	14:43:11.421				
(81) VANDERLEI MENDES				14	1:11.459	+2.841	14:44:22.880				
1	1:05.912	+0.630	14:28:47.570	15	1:12.761	+4.143	14:45:35.641				
2	1:05.282		14:29:52.852	(26) JOHN WILLIAM							
3	1:07.040	+1.758	14:30:59.892	1	1:10.698	+0.919	14:28:52.168				
4	1:06.612	+1.330	14:32:06.504	2	1:09.779		14:30:01.947				
5	1:06.225	+0.943	14:33:12.729	3	1:11.371	+1.592	14:31:13.318				
6	1:06.287	+1.005	14:34:19.016	4	1:11.096	+1.317	14:32:24.414				
7	1:06.747	+1.465	14:35:25.763	5	1:11.294	+1.515	14:33:35.708				
8	1:10.349	+5.067	14:36:36.112	6	1:13.531	+3.752	14:34:49.239				
9	1:06.378	+1.096	14:37:42.490	7	1:12.196	+2.417	14:36:01.435				
10	1:06.540	+1.258	14:38:49.030	8	1:12.841	+3.062	14:37:14.276				
11	1:08.449	+3.167	14:39:57.479	9	1:14.544	+4.765	14:38:28.820				
12	1:09.264	+3.982	14:41:06.743	10	1:32.344	+22.565	14:40:01.164				
13	1:10.335	+5.053	14:42:17.078	11	1:18.647	+8.868	14:41:19.811				
14	1:09.443	+4.161	14:43:26.521	12	1:14.771	+4.992	14:42:34.582				
15	1:11.275	+5.993	14:44:37.796	13	1:13.145	+3.366	14:43:47.727				
(122) EMERSON PERONDI				14	1:13.553	+3.774	14:45:01.280				
1	1:06.855	+1.309	14:28:46.915	(461) GILMAR MORENO							
2	1:05.546		14:29:52.461	1	1:12.306		14:28:57.362				
3	1:06.017	+0.471	14:30:58.478	2	1:12.460	+0.154	14:30:09.822				
4	1:06.338	+0.792	14:32:04.816	3	1:14.752	+2.446	14:31:24.574				
5	1:06.683	+1.137	14:33:11.499	4	1:12.410	+0.104	14:32:36.984				
6	1:07.045	+1.499	14:34:18.544	5	1:13.125	+0.819	14:33:50.109				
7	1:10.404	+4.858	14:35:28.948	6	1:12.454	+0.148	14:35:02.563				
8	1:09.103	+3.557	14:36:38.051	7	1:13.922	+1.616	14:36:16.485				
9	1:09.252	+3.706	14:37:47.303	8	1:15.266	+2.960	14:37:31.751				
10	1:11.781	+6.235	14:38:59.084	9	1:17.919	+5.613	14:38:49.670				
11	1:11.012	+5.466	14:40:10.096	10	1:16.411	+4.105	14:40:06.081				
12	1:10.485	+4.939	14:41:20.581	11	1:16.213	+3.907	14:41:22.294				
13	1:12.648	+7.102	14:42:33.229	12	1:13.526	+1.220	14:42:35.820				
14	1:12.733	+7.187	14:43:45.962	13	1:12.498	+0.192	14:43:48.318				
15	1:14.695	+9.149	14:45:00.657	14	1:16.292	+3.986	14:45:04.610				
(171) PETERSON PEFEIFER				(222) SIMÃO LIMA							
1	1:08.766		14:28:59.309	1	1:11.876	+1.410	14:29:00.708				
2	1:10.177	+1.411	14:30:09.486	2	1:11.392	+0.926	14:30:12.100				
3	1:11.172	+2.406	14:31:20.658	3	1:10.466		14:31:22.566				
4	1:10.152	+1.386	14:32:30.810	4	1:11.058	+0.592	14:32:33.624				
5	1:09.605	+0.839	14:33:40.415	5	1:10.606	+0.140	14:33:44.230				
6	1:11.276	+2.510	14:34:51.691	6	1:13.307	+2.841	14:34:57.537				
7	1:10.741	+1.975	14:36:02.432	7	1:14.168	+3.702	14:36:11.705				
8	1:12.146	+3.380	14:37:14.578	8	1:18.269	+7.803	14:37:29.974				
9	1:12.240	+3.474	14:38:26.818	9	1:18.389	+7.923	14:38:48.363				
10	1:10.748	+1.982	14:39:37.566	10	1:27.635	+17.169	14:40:15.998				
11	1:11.418	+2.652	14:40:48.984	11	1:25.477	+15.011	14:41:41.475				
12	1:10.498	+1.732	14:41:59.482	12	1:28.374	+17.908	14:43:09.849				
13	1:10.697	+1.931	14:43:10.179	13	1:45.415	+34.949	14:44:55.264				

Cronometragem: MARCOS A. MANCINI - Diretor de Prova: MÁRCIO JAYME

Orbits



15, 16 e 17
NOVEMBRO
ITAÚBA

GP DOS CAMPEÕES LIMMT 2024

Classificado por voltas

MX3

Itaúba/MT 1,000 Km

Corrida

17/11/2024 14:00

Corrida iniciado em 14:27:11

POS	NUM	PILOTO	CATEGORIA	VOLTAS	DIF LÍDER	MOTO	CIDADE	PATROCINADOR/EQUIPE
1	711	ANDERSON CHUPEL	MX3	15		YAMAHA	SINOP	AGRO NOBRE
2	81	VANDERLEI MENDES	MX3	15	6.011	HONDA	COLÍDER	MECÂNICA MENDES-EXATA AUTO PEÇAS-MINAS TUR
3	122	EMERSON PERONDI	MX3	15	28.872	YAMAHA	CLÁUDIA	FAZENDA DONA TEREZA-PANIKUS MOTO CLUBE
4	171	PETERSON PEFEIFER	MX3	15	1:01.253	YAMAHA	SORRISO	PEDRÃO MOTOS E TENDAS
5	85	JAY ALDEANY	MX3	15	1:03.856	KAWASAKI	NOVA UBIRATÃ	JD MOTOS-CASA DE CARNES BOI GORDO-RB RESTA
6	26	JOHN WILLIAM	MX3	14	1 Volta	KAWASAKI	SINOP	ECCENTAUR0 SISTEMAS-ARTE FARMA-BOX 1-GRUP
7	461	GILMAR MORENO	MX3	14	1 Volta	KAWASAKI	SINOP	
8	222	SIMÃO LIMA	MX3	13	2 Voltas	KAWASAKI	GUARANTÃ DO NORT	

Não classificado (50% = 7 Voltas)

37	JUNIOR WONS	MX3	6	9 Voltas	HONDA	NOVA MONTE VERDE
----	-------------	-----	---	----------	-------	------------------

Margem da Vitoria	velocidade Media	Tempo Melhor volta	Melhor Veloc.	Melhor Volta por..
6.011	51,923	1:04.497	55,817	711 - ANDERSON CHUPEL

Cronometragem: MARCOS A. MANCINI - Diretor de Prova: MÁRCIO JAYME

Orbits



GP DOS CAMPEÕES LIMMT 2024

MX2 JR

Itaúba/MT, 1,000 Km

Corrida

17/11/2024 13:30

Corrida iniciado em 13:59:25

Lap	Lap Tm	Diff	Time of Day	Lap	Lap Tm	Diff	Time of Day	Lap	Lap Tm	Diff	Time of Day
(254) ENZO CHUPEL											
1	1:09.937	+1.987	14:01:06.534	1	1:12.767	+1.398	14:01:18.449	5	1:16.976	+1.657	14:06:31.496
2	1:10.329	+2.379	14:02:16.863	2	1:14.073	+2.704	14:02:32.522	6	1:16.324	+1.005	14:07:47.820
3	1:09.374	+1.424	14:03:26.237	3	1:13.789	+2.420	14:03:46.311	7	1:16.631	+1.312	14:09:04.451
4	1:08.309	+0.359	14:04:34.546	4	1:12.368	+0.999	14:04:58.679	8	1:19.626	+4.307	14:10:24.077
5	1:07.950		14:05:42.496	5	1:12.111	+0.742	14:06:10.790	9	1:19.541	+4.222	14:11:43.618
6	1:10.328	+2.378	14:06:52.824	6	1:12.215	+0.846	14:07:23.005	10	1:21.042	+5.723	14:13:04.660
7	1:09.010	+1.060	14:08:01.834	7	1:12.607	+1.238	14:08:35.612	11	1:21.103	+5.784	14:14:25.763
8	1:08.586	+0.636	14:09:10.420	8	1:14.549	+3.180	14:09:50.161	12	1:20.696	+5.377	14:15:46.459
9	1:09.782	+1.832	14:10:20.202	9	1:14.451	+3.082	14:11:04.612	13	1:17.937	+2.618	14:17:04.396
10	1:14.187	+6.237	14:11:34.389	10	1:12.022	+0.653	14:12:16.634	(404) EDUARDO FELIPE			
11	1:12.365	+4.415	14:12:46.754	11	1:21.676	+10.307	14:13:38.310	1	1:19.137	+8.006	14:01:16.744
12	1:11.853	+3.903	14:13:58.607	12	1:14.362	+2.993	14:14:52.672	2	1:14.829	+3.698	14:02:31.573
13	1:11.069	+3.119	14:15:09.676	13	1:11.369		14:16:04.041	3	1:12.798	+1.667	14:03:44.371
14	1:14.287	+6.337	14:16:23.963	14	1:11.724	+0.355	14:17:15.765	4	1:12.071	+0.940	14:04:56.442
(85) TIAGO FERRARETTO											
1	1:12.755	+3.252	14:01:12.118	(69) MARCO MEYER				5	1:11.131		14:06:07.573
2	1:09.734	+0.231	14:02:21.852	1	1:11.701	+3.055	14:01:10.973	6	1:12.077	+0.946	14:07:19.650
3	1:10.121	+0.618	14:03:31.973	2	1:12.083	+3.437	14:02:23.056	7	1:11.737	+0.606	14:08:31.387
4	1:12.215	+2.712	14:04:44.188	3	1:10.061	+1.415	14:03:33.117	8	1:14.602	+3.471	14:09:45.989
5	1:09.735	+0.232	14:05:53.923	4	1:13.797	+5.151	14:04:46.914	9	1:13.622	+2.491	14:10:59.611
6	1:09.503		14:07:03.426	5	1:10.969	+2.323	14:05:57.883	10	1:13.211	+2.080	14:12:12.822
7	1:09.687	+0.184	14:08:13.113	6	1:12.049	+3.403	14:07:09.932	11	1:13.872	+2.741	14:13:26.694
8	1:09.697	+0.194	14:09:22.810	7	1:10.884	+2.238	14:08:20.816	12	1:12.444	+1.313	14:14:39.138
9	1:14.786	+5.283	14:10:37.596	8	1:33.805	+25.159	14:09:54.621	(88) ALEX BORTOLUZZI			
10	1:11.367	+1.864	14:11:48.963	9	1:20.525	+11.879	14:11:15.146	1	1:20.282	+0.238	14:01:24.074
11	1:12.777	+3.274	14:13:01.740	10	1:11.651	+3.005	14:12:26.797	2	1:22.320	+2.276	14:02:46.394
12	1:11.649	+2.146	14:14:13.389	11	1:17.933	+9.287	14:13:44.730	3	1:21.632	+1.588	14:04:08.026
13	1:12.413	+2.910	14:15:25.802	12	1:11.662	+3.016	14:14:56.392	4	1:20.544	+0.500	14:05:28.570
14	1:13.472	+3.969	14:16:39.274	13	1:11.373	+2.727	14:16:07.765	5	1:21.421	+1.377	14:06:49.991
(250) HERNANDES JÚNIOR											
1	1:09.943	+0.524	14:01:06.318	(89) CRISTIAN BERNEGOZZI				6	1:24.773	+4.729	14:08:14.764
2	1:09.944	+0.525	14:02:16.262	1	1:20.509	+7.055	14:01:22.891	7	1:27.564	+7.520	14:09:42.328
3	1:11.750	+2.331	14:03:28.012	2	1:24.366	+10.912	14:02:47.257	8	1:26.124	+6.080	14:11:08.452
4	1:10.606	+1.187	14:04:38.618	3	1:16.389	+2.935	14:04:03.646	9	1:24.581	+4.537	14:12:33.033
5	1:09.419		14:05:48.037	4	1:13.881	+0.427	14:05:17.527	10	1:22.454	+2.410	14:13:55.487
6	1:09.990	+0.571	14:06:58.027	5	1:14.010	+0.556	14:06:31.537	11	1:22.291	+2.247	14:15:17.778
7	1:11.643	+2.224	14:08:09.670	6	1:14.812	+1.358	14:07:46.349	12	1:20.044		14:16:37.822
8	1:11.967	+2.548	14:09:21.637	7	1:13.454		14:08:59.803	(61) DOUGLAS ALIZIERO			
9	1:17.782	+8.363	14:10:39.419	8	1:15.234	+1.780	14:10:15.037	1	1:20.681	+2.287	14:01:22.458
10	1:13.462	+4.043	14:11:52.881	9	1:18.342	+4.888	14:11:33.379	2	1:22.622	+4.228	14:02:45.080
11	1:13.652	+4.233	14:13:06.533	10	1:15.914	+2.460	14:12:49.293	3	1:18.394		14:04:03.474
12	1:12.233	+2.814	14:14:18.766	11	1:15.408	+1.954	14:14:04.701	4	1:19.881	+1.487	14:05:23.355
13	1:13.847	+4.428	14:15:32.613	12	1:14.684	+1.230	14:15:19.385	5	1:19.536	+1.142	14:06:42.891
14	1:15.177	+5.758	14:16:47.790	13	1:14.778	+1.324	14:16:34.163	6	1:23.198	+4.804	14:08:06.089
(5) FÁBIO SANTOS											
1	1:11.228	+0.025	14:01:09.307	(87) ILURY BARBOZA				7	1:22.594	+4.200	14:09:28.683
2	1:11.203		14:02:20.510	1	1:15.407	+2.721	14:01:24.230	8	1:25.276	+6.882	14:10:53.959
3	1:11.743	+0.540	14:03:32.253	2	1:14.635	+1.949	14:02:38.865	9	1:21.348	+2.954	14:12:15.307
4	1:13.868	+2.665	14:04:46.121	3	1:13.475	+0.789	14:03:52.340	10	1:47.844	+29.450	14:14:03.151
5	1:11.786	+0.583	14:05:57.907	4	1:12.686		14:05:05.026	(3) RONALDO SANTOS			
6	1:11.696	+0.493	14:07:09.603	5	1:13.859	+1.173	14:06:18.885	1	1:15.090	+1.934	14:01:16.398
7	1:13.006	+1.803	14:08:22.609	6	1:13.207	+0.521	14:07:32.092	2	1:14.552	+1.396	14:02:30.950
8	1:15.913	+4.710	14:09:38.522	7	1:13.961	+1.275	14:08:46.053	3	1:13.156		14:03:44.106
9	1:14.700	+3.497	14:10:53.222	8	1:15.353	+2.667	14:10:01.406	4	1:57.665	+44.509	14:05:41.771
10	1:15.473	+4.270	14:12:08.695	9	1:15.415	+2.729	14:11:16.821	5	1:42.969	+29.813	14:07:24.740
11	1:15.230	+4.027	14:13:23.925	10	1:31.161	+18.475	14:12:47.982	6	1:14.421	+1.265	14:08:39.161
12	1:13.985	+2.782	14:14:37.910	11	1:15.844	+3.158	14:14:03.826	7	1:13.575	+0.419	14:09:52.736
13	1:13.673	+2.470	14:15:51.583	12	1:17.386	+4.700	14:15:21.212	8	1:16.376	+3.220	14:11:09.112
14	1:16.998	+5.795	14:17:08.581	13	1:15.115	+2.429	14:16:36.327	9	1:16.833	+3.677	14:12:25.945
(8) LUIZ MIGUEL											
(511) GABRIEL CALDEIRA											
1	1:20.443	+5.124	14:01:26.543	(46) MARCELO CAVALHEIRO				1	1:15.378	+3.761	14:01:17.614
2	1:16.438	+1.119	14:02:42.981	1	1:14.693	+3.076	14:02:32.307	2	1:14.693	+3.076	14:02:32.307
3	1:15.319		14:03:58.300	3	1:13.549	+1.932	14:03:58.300	3	1:13.549	+1.932	14:03:58.300
4	1:16.220	+0.901	14:05:14.520	4	1:12.579	+0.962	14:05:14.520	4	1:12.579	+0.962	14:05:14.520

Cronometragem: MARCOS A. MANCINI - Diretor de Prova: MÁRCIO JAYME

Orbits



GOVERNO DE MATO GROSSO

DEPUTADO ESTADUAL DILMAR DAL BOSCO



15, 16 e 17 NOVEMBRO ITAÚBA

GP DOS CAMPEÕES LIMMT 2024


MX2 JR

Itaúba/MT 1,000 Km

Corrida

17/11/2024 13:30

Corrida iniciado em 13:59:25



Lap	Lap Tm	Diff	Time of Day
5	1:12.189	+0.572	14:06:10.624
6	1:11.617		14:07:22.241
7	1:12.497	+0.880	14:08:34.738
8	1:14.684	+3.067	14:09:49.422

(222) SIMÃO LIMA

1	1:09.936	+0.254	14:01:05.105
2	1:10.817	+1.135	14:02:15.922
3	1:09.682		14:03:25.604
4	1:24.549	+14.867	14:04:50.153
5	1:14.495	+4.813	14:06:04.648
6	1:10.873	+1.191	14:07:15.521
7	1:12.011	+2.329	14:08:27.532
8	3:15.417	+2:05.735	14:11:42.949

(376) VINICIUS TRES

1	1:14.067		14:01:13.592
2	1:51.046	+36.979	14:03:04.638
3	1:17.360	+3.293	14:04:21.998
4	1:14.270	+0.203	14:05:36.268
5	1:22.454	+8.387	14:06:58.722
6	1:26.158	+12.091	14:08:24.880

(35) MARCELO MERCURIO

1	1:26.176	+3.172	14:01:25.453
2	1:23.004		14:02:48.457
3	1:27.382	+4.378	14:04:15.839
4	1:24.107	+1.103	14:05:39.946

(800) DIONE MOREIRA

1	1:11.539		14:01:10.252
2	1:40.423	+28.884	14:02:50.675

Lap Lap Tm Diff Time of Day

Lap Lap Tm Diff Time of Day

Cronometragem: MARCOS A. MANCINI - Diretor de Prova: MÁRCIO JAYME

Orbits





15, 16 e 17
NOVEMBRO
ITAÚBA

GP DOS CAMPEÕES LIMMT 2024

Classificado por voltas

MX2 JR

Itaúba/MT 1,000 Km

Corrida

17/11/2024 13:30

Corrida iniciado em 13:59:25

POS	NUM	PILOTO	CATEGORIA	VOLTAS	DIF LÍDER	MOTO	CIDADE	PATROCINADOR/EQUIPE
1	254	ENZO CHUPEL	MX2 JR	14		YAMAHA	SINOP	AGRO NOBRE-ZANKCO RACING-LDG-JULIO TRAININ
2	85	TIAGO FERRARETTO	MX2 JR	14	15.311	KAWASAKI	ALTA FLORESTA	TIAGO GARIMPEIRO-RETOCAR VEÍCULOS
3	250	HERNANDES JÚNIOR	MX2 JR	14	23.827	KAWASAKI	SINOP	MEU SALGADO FAVORITO-JRC EMPREENDIMENTOS
4	5	FÁBIO SANTOS	MX2 JR	14	44.618	YAMAHA	NOVO PROGRESSO	
5	8	LUIZ MIGUEL	MX2 JR	14	51.802	HONDA	NOVO PROGRESSO	POSTO PARAZÃO-FAZENDA SANDRI-XINGU COMPRA
6	69	MARCO MEYER	MX2 JR	14	52.448	KTM	SINOP	VITOR MAURINA-CONSTRUTORA INNOVARE
7	89	CRISTIAN BERNEGOZZI	MX2 JR	13	1 Volta	HONDA	SINOP	BORRACHARIA SANTA FÉ-FAZENDA SANDRI-NECLO I
8	87	IURY BARBOZA	MX2 JR	13	1 Volta	KAWASAKI	NOVA SANTA HELENA	ALMEIDA TERRAPLANAGEM
9	511	GABRIEL CALDEIRA	MX2 JR	13	1 Volta	KTM	MORAES ALMEIDA	POSTO VIP-XINGU COMPRA DE OURO
10	404	EDUARDO FELIPE	MX2 JR	12	2 Voltas	KAWASAKI	ALTA FLORESTA	
11	88	ALEX BORTOLUZZI	MX2 JR	12	2 Voltas	HONDA	SINOP	TR BORTOLUZZI-CASA DAS MOTOS
12	61	DOUGLAS ALIZIERO	MX2 JR	10	4 Voltas	YAMAHA	ITAÚBA	
13	3	RONALDO SANTOS	MX2 JR	9	5 Voltas	HONDA	NOVO PROGRESSO	
14	46	MARCELO CAVALHEIRO	MX2 JR	8	6 Voltas	YAMAHA	SINOP	
15	222	SIMÃO LIMA	MX2 JR	8	6 Voltas	KAWASAKI	GUARANTÃ DO NORT	

Não classificado (50% = 7 Voltas)

376	VINICIUS TRES	MX2 JR	6	8 Voltas	HONDA	ALTA FLORESTA	FLORESTA TRATORES-NERI MASTERLINK
35	MARCELO MERCURIO	MX2 JR	4	10 Voltas	KAWASAKI	COLÍDER	
800	DIONE MOREIRA	MX2 JR	2	12 Voltas	KAWASAKI	NOVA CANAÃ DO NOF	

Margem da Vitoria

velocidade Media

Tempo Melhor volta

Melhor Veloc.

Melhor Volta por..

15.311

49,493

1:07.950

52,980

254 - ENZO CHUPEL

Cronometragem: MARCOS A. MANCINI - Diretor de Prova: MÁRCIO JAYME

Orbits



GP DOS CAMPEÕES LIMMT 2024

MX INTERMEDIÁRIA IMPORTADA

Itaúba/MT 1,000 Km

Corrida

17/11/2024 11:00

Corrida iniciado em 11:19:39

Lap	Lap Tm	Diff	Time of Day	Lap	Lap Tm	Diff	Time of Day	Lap	Lap Tm	Diff	Time of Day				
(51) JOSÉ MARCOS															
1	1:07.599		11:21:15.613	1	1:11.191	+1.666	11:21:26.830	4	1:15.375	+3.429	11:25:20.237				
2	1:07.729	+0.130	11:22:23.342	2	1:11.581	+2.056	11:22:38.411	5	1:14.773	+2.827	11:26:35.010				
3	1:12.340	+4.741	11:23:35.682	3	1:11.880	+2.355	11:23:50.291	6	1:14.218	+2.272	11:27:49.228				
4	1:10.229	+2.630	11:24:45.911	4	1:12.930	+3.405	11:25:03.221	7	1:14.231	+2.285	11:29:03.459				
5	1:08.889	+1.290	11:25:54.800	5	1:10.356	+0.831	11:26:13.577	8	1:15.660	+3.714	11:30:19.119				
6	1:08.725	+1.126	11:27:03.525	6	1:11.622	+2.097	11:27:25.199	9	1:14.421	+2.475	11:31:33.540				
7	1:08.010	+0.411	11:28:11.535	7	1:11.633	+2.108	11:28:36.832	10	1:15.049	+3.103	11:32:48.589				
8	1:08.016	+0.417	11:29:19.551	8	1:09.525		11:29:46.357	11	1:15.846	+3.900	11:34:04.435				
9	1:08.632	+1.033	11:30:28.183	9	1:11.849	+2.324	11:30:58.206	12	1:13.986	+2.040	11:35:18.421				
10	1:08.365	+0.766	11:31:36.548	10	1:12.222	+2.697	11:32:10.428	13	1:11.946		11:36:30.367				
11	1:08.901	+1.302	11:32:45.449	11	1:17.202	+7.677	11:33:27.630	(404) EDUARDO FELIPE							
12	1:09.418	+1.819	11:33:54.867	12	1:12.022	+2.497	11:34:39.652	1	1:10.108		11:21:20.303				
13	1:09.153	+1.554	11:35:04.020	13	1:12.243	+2.718	11:35:51.895	2	1:12.069	+1.961	11:22:32.372				
14	1:10.320	+2.721	11:36:14.340	14	1:15.178	+5.653	11:37:07.073	3	1:11.108	+1.000	11:23:43.480				
(300) RIAN PIOVESAN															
1	1:11.643	+3.549	11:21:25.480	(107) VICTOR LYUZ								4	1:10.438	+0.330	11:24:53.918
2	1:08.094		11:22:33.574	1	1:16.550	+6.564	11:21:32.852	5	1:12.516	+2.408	11:26:06.434				
3	1:10.140	+2.046	11:23:43.714	2	1:10.923	+0.937	11:22:43.775	6	1:12.287	+2.179	11:27:18.721				
4	1:08.190	+0.096	11:24:51.904	3	1:09.986		11:23:53.761	7	1:13.610	+3.502	11:28:32.331				
5	1:09.210	+1.116	11:26:01.114	4	1:17.714	+7.728	11:25:11.475	8	1:13.368	+3.260	11:29:45.699				
6	1:08.380	+0.286	11:27:09.494	5	1:10.392	+0.406	11:26:21.867	9	1:11.548	+1.440	11:30:57.247				
7	1:08.916	+0.822	11:28:18.410	6	1:12.324	+2.338	11:27:34.191	10	1:12.384	+2.276	11:32:09.631				
8	1:08.379	+0.285	11:29:26.789	7	1:12.587	+2.601	11:28:46.778	11	1:16.898	+6.790	11:33:26.529				
9	1:09.186	+1.092	11:30:35.975	8	1:13.792	+3.806	11:30:00.570	(250) HERNANDES JÚNIOR							
10	1:12.111	+4.017	11:31:48.086	9	1:12.954	+2.968	11:31:13.524	1	1:09.829		11:21:19.437				
11	1:12.047	+3.953	11:33:00.133	10	1:10.723	+0.737	11:32:24.247	2	1:17.810	+7.981	11:22:37.247				
12	1:11.467	+3.373	11:34:11.600	11	1:15.210	+5.224	11:33:39.457	3	1:12.335	+2.506	11:23:49.582				
13	1:10.508	+2.414	11:35:22.108	12	1:12.522	+2.536	11:34:51.979	4	1:11.753	+1.924	11:25:01.335				
14	1:16.142	+8.048	11:36:38.250	13	1:11.521	+1.535	11:36:03.500	5	1:12.005	+2.176	11:26:13.340				
(12) JOSÉ SABO															
1	1:13.324	+4.979	11:21:33.748	(7) ALEX CHUPEL								6	1:12.403	+2.574	11:27:25.743
2	1:12.122	+3.777	11:22:45.870	1	1:10.452		11:21:22.894	7	1:14.821	+4.992	11:28:40.564				
3	1:11.778	+3.433	11:23:57.648	2	1:12.243	+1.791	11:22:35.137	8	1:15.373	+5.544	11:29:55.937				
4	1:14.699	+6.354	11:25:12.347	3	1:12.268	+1.816	11:23:47.405	9	1:14.357	+4.528	11:31:10.294				
5	1:10.316	+1.971	11:26:22.663	4	1:11.399	+0.947	11:24:58.804	10	1:13.386	+3.557	11:32:23.680				
6	1:08.345		11:27:31.008	5	1:11.873	+1.421	11:26:10.677	11	1:15.109	+5.280	11:33:38.789				
7	1:09.579	+1.234	11:28:40.587	6	1:13.328	+2.876	11:27:24.005	(85) JAY ALDEANY							
8	1:09.769	+1.424	11:29:50.356	7	1:13.056	+2.604	11:28:37.061	1	1:20.377	+7.371	11:21:36.430				
9	1:08.743	+0.396	11:30:59.099	8	1:14.007	+3.555	11:29:51.068	2	1:13.790	+0.784	11:22:50.220				
10	1:09.317	+0.972	11:32:08.416	9	1:15.434	+4.982	11:31:06.502	3	1:14.580	+1.574	11:24:04.800				
11	1:09.923	+1.578	11:33:18.339	10	1:16.008	+5.556	11:32:22.510	4	1:15.731	+2.725	11:25:20.531				
12	1:10.739	+2.394	11:34:29.078	11	1:15.422	+4.970	11:33:37.932	5	1:14.216	+1.210	11:26:34.747				
13	1:13.202	+4.857	11:35:42.280	12	1:14.017	+3.565	11:34:51.949	6	1:13.176	+0.170	11:27:47.923				
14	1:14.437	+6.092	11:36:56.717	13	1:16.636	+6.184	11:36:08.585	7	1:13.809	+0.803	11:29:01.732				
(88) TIAGO FERRARETO															
1	1:13.082	+6.258	11:21:26.988	14	1:19.602	+9.150	11:37:28.187	8	1:15.608	+2.602	11:30:17.340				
2	1:11.618	+4.794	11:22:38.606	(52) JUAREZ RIBEIRO				9	1:13.006		11:31:30.346				
3	1:11.928	+5.104	11:23:50.534	1	1:18.997	+6.161	11:21:35.753	10	1:14.063	+1.057	11:32:44.409				
4	1:17.000	+10.176	11:25:07.534	2	1:14.081	+1.245	11:22:49.834	(222) SIMÃO LIMA							
5	1:10.627	+3.803	11:26:18.161	3	1:14.244	+1.408	11:24:04.078	1	1:09.918		11:21:21.218				
6	1:10.796	+3.972	11:27:28.957	4	1:15.601	+2.765	11:25:19.679	2	1:11.480	+1.562	11:22:32.698				
7	1:08.365	+1.541	11:28:37.322	5	1:14.191	+1.355	11:26:33.870	3	1:56.959	+47.041	11:24:29.657				
8	1:10.032	+3.208	11:29:47.354	6	1:13.795	+0.959	11:27:47.665	4	1:22.945	+13.027	11:25:52.602				
9	1:24.962	+18.138	11:31:12.316	7	1:13.842	+1.006	11:29:01.507	5	1:30.512	+20.594	11:27:23.114				
10	1:10.901	+4.077	11:32:23.217	8	1:15.600	+2.764	11:30:17.107	6	1:25.058	+15.140	11:28:48.172				
11	1:09.324	+2.500	11:33:32.541	9	1:12.836		11:31:29.943	7	1:49.526	+39.608	11:30:37.698				
12	1:07.924	+1.100	11:34:40.465	10	1:13.465	+0.629	11:32:43.408	(376) VINICIUS GABRIEL							
13	1:09.695	+2.871	11:35:50.160	11	1:13.927	+1.091	11:33:57.335	1	1:12.150		11:21:31.408				
14	1:06.824		11:36:56.984	12	1:14.698	+1.862	11:35:12.033	2	1:13.016	+0.866	11:22:44.424				
(69) MARCO MEYER															
1	1:17.343	+5.397	11:21:33.028	13	1:17.506	+4.670	11:36:29.539	3	1:33.181	+21.031	11:24:17.605				
2	1:13.304	+1.358	11:22:46.332	(281) JULIANO RODRIGUES				4	6:14.705	+5:02:555	11:30:32.310				
3	1:18.530	+6.584	11:24:04.862	1	1:17.343	+5.397	11:21:33.028	(254) ENZO CHUPEL							
												1	1:15.322	+3.993	11:21:28.513

Cronometragem: MARCOS A. MANCINI - Diretor de Prova: MÁRCIO JAYME

Orbits

GP DOS CAMPEÕES LIMMT 2024


MX INTERMEDIÁRIA IMPORTADA

Itaúba/MT 1,000 Km

Corrida

17/11/2024 11:00

Corrida iniciado em 11:19:39



Lap	Lap Tm	Diff	Time of Day
2	1:11.329		11:22:39.842
3	1:11.626	+0.297	11:23:51.468
4	7:10.738	+5:59.409	11:31:02.206

(800) DIONE MOREIRA

1	2:33.751		11:22:46.175
2	7:45.116	+5:11.365	11:30:31.291

Lap	Lap Tm	Diff	Time of Day
-----	--------	------	-------------

Lap	Lap Tm	Diff	Time of Day
-----	--------	------	-------------



GOVERNO DE
MATO GROSSO



15, 16 e 17
NOVEMBRO
ITAÚBA

GP DOS CAMPEÕES LIMMT 2024

Classificado por voltas

MX INTERMEDIÁRIA IMPORTADA

Itaúba/MT 1,000 Km

Corrida

17/11/2024 11:00

Corrida iniciado em 11:19:39

POS	NUM	PILOTO	CATEGORIA	VOLTAS	DIF LÍDER	MOTO	CIDADE	PATROCINADOR/EQUIPE
1	51	JOSÉ MARCOS	IMP INTER	14		KAWASAKI	NOVO PROGRESSO	PETISCO URUARA-PONTO DE ENCONTRO
2	300	RIAN PIOVESAN	IMP INTER	14	23.910	KAWASAKI	NOVA BANDEIRANTE	RESTAURANTE PIOVEZAN
3	12	JOSÉ SABO	IMP INTER	14	42.377	KAWASAKI	CLÁUDIA	
4	88	TIAGO FERRARETO	IMP INTER	14	42.644	KAWASAKI	ALTA FLORESTA	TIAGO GARIMPEIRO-RETOCAR VEÍCULOS
5	69	MARCO MEYER	IMP INTER	14	52.733	KTM	SINOP	VITOR MAURINA-CONSTRUTORA INNOVARE
6	107	VICTOR LYUZ	IMP INTER	14	1:02.966	YAMAHA	SINOP	CLASSIC AUTO CENTER
7	7	ALEX CHUPEL	IMP INTER	14	1:13.847	KAWASAKI	SORRISO	AUTO SOCORRO SANTO ANJO
8	52	JUAREZ RIBEIRO	IMP INTER	13	1 Volta	YAMAHA	LUCAS DO RIO VERDE	AMERICA RACING
9	281	JULIANO RODRIGUES	IMP INTER	13	1 Volta	YAMAHA	SINOP	
10	404	EDUARDO FELIPE	IMP INTER	11	3 Voltas	KAWASAKI	ALTA FLORESTA	
11	250	HERNANDES JÚNIOR	IMP INTER	11	3 Voltas	KAWASAKI	SINOP	
12	85	JAY ALDEANY	IMP INTER	10	4 Voltas	KAWASAKI	NOVA UBIRATÃ	
13	222	SIMÃO LIMA	IMP INTER	7	7 Voltas	KAWASAKI	GUARANTÃ DO NORTE	

Não classificado (50% = 7 Voltas)

376	VINICIUS GABRIEL	IMP INTER	4	10 Voltas	HONDA	ALTA FLORESTA	
254	ENZO CHUPEL	IMP INTER	4	10 Voltas	YAMAHA	SINOP	AGRO NOBRE-ZANKCO RACING-LDG-JULIO TRAINING
800	DIONE MOREIRA	IMP INTER	2	12 Voltas	KAWASAKI	NOVA CANAÃ DO NORTE	

Margem da Vitoria

velocidade Media

Tempo Melhor volta

Melhor Veloc.

Melhor Volta por..

23.910

50,673

1:06.824

53,873

88 - TIAGO FERRARETO

Cronometragem: MARCOS A. MANCINI - Diretor de Prova: MÁRCIO JAYME

Orbits



GP DOS CAMPEÕES LIMMT 2024

MX1

Itaúba/MT 1,000 Km

Corrida

17/11/2024 10:30

Corrida iniciado em 10:41:43

Lap	Lap Tm	Diff	Time of Day	Lap	Lap Tm	Diff	Time of Day	Lap	Lap Tm	Diff	Time of Day
(973) MARCOS ALEXANDRE				(711) ANDERSON CHUPEL				(85) JAY ALDEANY			
1	1:03.719	+3.017	10:43:15.290	1	1:02.996		10:43:14.131	1	1:15.093	+4.005	10:43:32.629
2	1:02.459	+1.757	10:44:17.749	2	1:03.726	+0.730	10:44:17.857	2	1:17.925	+6.837	10:44:50.554
3	1:01.949	+1.247	10:45:19.698	3	1:04.962	+1.966	10:45:22.819	3	1:11.565	+0.477	10:46:02.119
4	1:01.074	+0.372	10:46:20.772	4	1:05.382	+2.386	10:46:28.201	4	1:23.658	+12.570	10:47:25.777
5	1:00.903	+0.201	10:47:21.675	5	1:04.774	+1.778	10:47:32.975	5	1:17.000	+5.912	10:48:42.777
6	1:00.702		10:48:22.377	6	1:05.519	+2.523	10:48:38.494	6	1:17.113	+0.025	10:49:59.890
7	1:01.573	+0.871	10:49:23.950	7	1:04.861	+1.865	10:49:43.355	7	1:12.187	+1.099	10:51:12.077
8	1:01.946	+1.244	10:50:25.896	8	1:06.083	+3.087	10:50:49.438	8	1:13.626	+2.538	10:52:25.703
9	1:03.054	+2.352	10:51:28.950	9	1:06.703	+3.707	10:51:56.141	9	1:15.370	+4.282	10:53:41.073
10	1:03.220	+2.518	10:52:32.170	10	1:07.705	+4.709	10:53:03.846	10	1:11.512	+0.424	10:54:52.585
11	1:03.383	+2.681	10:53:35.553	11	1:08.549	+5.553	10:54:12.395	11	1:12.043	+0.955	10:56:04.628
12	1:03.024	+2.322	10:54:38.577	12	1:09.199	+6.203	10:55:21.594	12	1:11.088		10:57:15.716
13	1:02.912	+2.210	10:55:41.489	13	1:08.124	+5.128	10:56:29.718	13	1:11.677	+0.589	10:58:27.393
14	1:02.243	+1.541	10:56:43.732	14	1:06.768	+3.772	10:57:36.486	(93) ELIANDRO PORFIRIO			
15	1:02.290	+1.588	10:57:46.022	15	1:08.284	+5.288	10:58:44.770	1	1:19.456		10:43:36.646
16	1:03.638	+2.936	10:58:49.660	16	1:08.912	+5.916	10:59:53.682	2	1:25.780	+6.324	10:45:02.426
17	1:03.262	+2.560	10:59:52.922	17	1:11.422	+8.426	11:01:05.104	3	1:22.973	+3.517	10:46:25.399
18	1:03.468	+2.766	11:00:56.390	18	1:09.494	+6.498	11:02:14.598	4	1:34.747	+15.291	10:48:00.146
19	1:02.828	+2.126	11:01:59.218	19	1:13.128	+10.132	11:03:27.726	5	1:49.936	+30.480	10:49:50.082
20	1:02.766	+2.064	11:03:01.984	(22) CARLOS ADRIEL				6	2:02.376	+42.920	10:51:52.458
(918) ARTHUR GOMES				1	1:05.337	+0.023	10:43:18.092	7	1:38.882	+19.426	10:53:31.340
1	1:05.602	+4.371	10:43:18.483	2	1:05.535	+0.221	10:44:23.627	8	1:47.197	+27.741	10:55:18.537
2	1:02.557	+1.326	10:44:21.040	3	1:05.314		10:45:28.941	9	2:09.555	+50.099	10:57:28.092
3	1:02.079	+0.848	10:45:23.119	4	1:06.355	+1.041	10:46:35.296	10	1:39.850	+20.394	10:59:07.942
4	1:01.637	+0.406	10:46:24.756	5	1:05.935	+0.621	10:47:41.231	11	1:34.215	+14.759	11:00:42.157
5	1:01.680	+0.449	10:47:26.436	6	1:08.696	+3.382	10:48:49.927	12	1:34.517	+15.061	11:02:16.674
6	1:01.916	+0.685	10:48:28.352	7	1:07.244	+1.930	10:49:57.171	13	1:27.702	+8.246	11:03:44.376
7	1:01.231		10:49:29.583	8	1:05.548	+0.234	10:51:02.719	(4) ELTON DINIZ			
8	1:01.985	+0.754	10:50:31.568	9	1:06.587	+1.273	10:52:09.306	1	1:08.455	+4.728	10:43:23.313
9	1:01.985	+0.754	10:51:33.553	10	1:07.344	+2.030	10:53:16.650	2	1:05.996	+2.269	10:44:29.309
10	1:02.421	+1.190	10:52:35.974	11	1:07.279	+1.965	10:54:23.929	3	1:05.205	+1.478	10:45:34.514
11	1:02.108	+0.877	10:53:38.082	12	1:06.361	+1.047	10:55:30.290	4	1:03.727		10:46:38.241
12	1:02.670	+1.439	10:54:40.752	13	1:07.041	+1.727	10:56:37.331	5	1:04.361	+0.634	10:47:42.602
13	1:01.929	+0.698	10:55:42.681	14	1:07.088	+1.774	10:57:44.419	6	1:05.936	+2.209	10:48:48.538
14	1:02.016	+0.785	10:56:44.697	15	1:11.160	+5.846	10:58:55.579	7	1:05.924	+2.197	10:49:54.462
15	1:02.161	+0.930	10:57:46.858	16	1:08.513	+3.199	11:00:04.092	8	1:05.502	+1.775	10:50:59.964
16	1:05.427	+4.196	10:58:52.285	17	1:07.845	+2.531	11:01:11.937	9	1:32.693	+28.966	10:52:32.657
17	1:02.526	+1.295	10:59:54.811	18	1:08.033	+2.719	11:02:19.970	(333) ANDRÉ SÓCIO			
18	1:03.175	+1.944	11:00:57.986	19	1:10.107	+4.793	11:03:30.077	1	1:04.706	+0.598	10:43:16.408
19	1:02.658	+1.427	11:02:00.644	(81) VANDERLEI MENDES				2	1:04.478	+0.370	10:44:20.886
20	1:05.124	+3.893	11:03:05.768	1	1:07.958	+1.036	10:43:22.019	3	1:04.806	+0.698	10:45:25.692
(984) CLEITON BORGES				2	1:04.478	+0.370	10:44:20.886	4	1:04.108		10:46:29.800
1	1:01.859	+0.695	10:43:11.870	5	1:04.154	+0.046	10:47:33.954	5	1:04.154	+0.046	10:47:33.954
2	1:02.100	+0.936	10:44:13.970	6	1:05.986	+1.878	10:48:39.940	6	1:05.986	+1.878	10:48:39.940
3	1:01.902	+0.738	10:45:15.872	7	1:13.215	+9.107	10:49:53.155	7	1:13.215	+9.107	10:49:53.155
4	1:01.164		10:46:17.036	8	1:06.073	+1.965	10:50:59.228	8	1:06.073	+1.965	10:50:59.228
5	1:01.877	+0.713	10:47:18.913	9	1:07.829	+3.721	10:52:07.057	9	1:07.829	+3.721	10:52:07.057
6	1:01.385	+0.221	10:48:20.298	10	1:08.903	+4.795	10:53:15.960	10	1:08.903	+4.795	10:53:15.960
7	1:13.399	+12.235	10:49:33.697	11	1:06.802	+2.694	10:54:22.762	11	1:06.802	+2.694	10:54:22.762
8	1:04.663	+3.499	10:50:38.360	12	1:06.963	+2.855	10:55:29.725	12	1:06.963	+2.855	10:55:29.725
9	1:02.895	+1.731	10:51:41.255	13	1:06.748	+2.640	10:56:36.473	13	1:06.748	+2.640	10:56:36.473
10	1:02.119	+0.955	10:52:43.374	14	1:06.671	+2.563	10:57:43.144	14	1:06.671	+2.563	10:57:43.144
11	1:02.600	+1.436	10:53:45.974	15	1:11.879	+7.771	10:58:55.023	15	1:11.879	+7.771	10:58:55.023
12	1:02.439	+1.275	10:54:48.413	16	1:11.447	+7.339	11:00:06.470	16	1:11.447	+7.339	11:00:06.470
13	1:02.402	+1.238	10:55:50.815	17	1:08.618	+4.510	11:01:15.088	17	1:08.618	+4.510	11:01:15.088
14	1:02.161	+0.997	10:56:52.976	18	1:08.831	+4.723	11:02:23.919	18	1:08.831	+4.723	11:02:23.919
15	1:02.799	+1.635	10:57:55.775	19	1:07.032	+2.924	11:03:30.951	19	1:07.032	+2.924	11:03:30.951
16	1:02.063	+0.899	10:58:57.838	(81) VANDERLEI MENDES				1	1:07.958	+1.036	10:43:22.019
17	1:03.375	+2.211	11:00:01.213	(81) VANDERLEI MENDES				1	1:07.958	+1.036	10:43:22.019
18	1:02.799	+1.635	11:01:04.012	(81) VANDERLEI MENDES				1	1:07.958	+1.036	10:43:22.019
19	1:04.582	+3.418	11:02:08.594	(81) VANDERLEI MENDES				1	1:07.958	+1.036	10:43:22.019
20	1:09.775	+8.611	11:03:18.369	(81) VANDERLEI MENDES				1	1:07.958	+1.036	10:43:22.019

Cronometragem: MARCOS A. MANCINI - Diretor de Prova: MÁRCIO JAYME

Orbits



15, 16 e 17
NOVEMBRO
ITAÚBA

GP DOS CAMPEÕES LIMMT 2024

Classificado por voltas

MX1

Itaúba/MT 1,000 Km

Corrida

17/11/2024 10:30

Corrida iniciado em 10:41:43

POS	NUM	PILOTO	CATEGORIA	VOLTAS	DIF LÍDER	MOTO	CIDADE	PATROCINADOR/EQUIPE
1	973	MARCOS ALEXANDRE	MX1	20		GASGAS	SINOP	TEAM ZANKCO-ALQUIMIA FARMÁCIA MANIPULAÇÃO
2	918	ARTHUR GOMES	MX1	20	3.784	KTM	COLÍDER	AUTO SOCORRO CONFIANÇA-TRANS MACENA
3	984	CLEITON BORGES	MX1	20	16.385	KTM	SINOP	CASA DA SUSPENSÃO, RAUCH LOCAÇÕES DE MÁQU
4	711	ANDERSON CHUPEL	MX1	19	1 Volta	YAMAHA	SINOP	AGRO NOBRE
5	22	CARLOS ADRIEL	MX1	19	1 Volta	HONDA	NOVO PROGRESSO	
6	333	ANDRE SÓCIO	MX1	19	1 Volta	GASGAS	ALTA FLORESTA	RAMOS CONSTRUTORA
7	81	VANDERLEI MENDES	MX1	18	2 Voltas	HONDA	COLÍDER	MECÂNICA MENDES-EXATA AUTO PEÇAS-MINAS TUR
8	85	JAY ALDEANY	MX1	13	7 Voltas	KAWASAKI	NOVA UBIRATÃ	JD MOTOS-CASA DE CARNES BOI GORDO-RB RESTAU
9	93	ELIANDRO PORFIRIO	MX1	13	7 Voltas	HONDA	SINOP	

Não classificado (50% = 10 Voltas)

4	ELTON DINIZ	MX1	9	11 Voltas		HONDA	ALTA FLORESTA	ZE EMPINA MOTOS-HS CONSÓRCIO-PEBINHA TUR
---	-------------	-----	---	-----------	--	-------	---------------	--

Margem da Vitoria

velocidade Media

Tempo Melhor volta

Melhor Veloc.

Melhor Volta por..

3.784

56,321

1:00.702

59,306

973 - MARCOS ALEXANDRE

Cronometragem: MARCOS A. MANCINI - Diretor de Prova: MÁRCIO JAYME

Orbits





15, 16 e 17
NOVEMBRO
ITAÚBA

GP DOS CAMPEÕES LIMMT 2024

MX 50cc / 65cc

Itaúba/MT 1,000 Km

Corrida 65cc

16/11/2024 16:20

Corrida iniciado em 16:12:01

Lap	Lap Tm	Diff	Time of Day
(268) GUSTAVO HERNANDES			
1	1:35.553	+6.945	16:14:20.153
2	1:31.780	+3.172	16:15:51.933
3	1:30.192	+1.584	16:17:22.125
4	1:29.651	+1.043	16:18:51.776
5	1:28.608		16:20:20.384
6	1:30.993	+2.385	16:21:51.377
7	1:30.567	+1.959	16:23:21.944
8	1:33.302	+4.694	16:24:55.246

Lap	Lap Tm	Diff	Time of Day
(818) OTÁVIO FERNANDO			
1	1:35.733	+5.294	16:14:20.970
2	1:32.026	+1.587	16:15:52.996
3	1:31.852	+1.413	16:17:24.848
4	1:30.439		16:18:55.287
5	1:31.421	+0.982	16:20:26.708
6	1:39.361	+8.922	16:22:06.069
7	1:43.652	+13.213	16:23:49.721
8	1:42.106	+11.667	16:25:31.827

Lap	Lap Tm	Diff	Time of Day
(25) THIAGO RAITZ			
1	1:46.467	+14.252	16:14:35.179
2	1:41.085	+8.870	16:16:16.264
3	1:36.654	+4.439	16:17:52.918
4	1:38.873	+6.658	16:19:31.791
5	1:33.713	+1.498	16:21:05.504
6	1:32.215		16:22:37.719
7	1:40.413	+8.198	16:24:18.132
8	2:08.418	+36.203	16:26:26.550

Lap	Lap Tm	Diff	Time of Day
(7) HEITOR MACULAN			
1	2:01.008	+18.434	16:14:59.127
2	1:50.115	+7.541	16:16:49.242
3	1:45.223	+2.649	16:18:34.465
4	1:47.121	+4.547	16:20:21.586
5	1:43.934	+1.360	16:22:05.520
6	1:42.574		16:23:48.094
7	1:44.312	+1.738	16:25:32.406

Lap	Lap Tm	Diff	Time of Day
(20) LUIS FERRARETO			
1	1:40.629	+3.626	16:14:27.285
2	2:04.018	+27.015	16:16:31.303
3	1:42.140	+5.137	16:18:13.443
4	1:37.003		16:19:50.446
5	1:42.460	+5.457	16:21:32.906
6	2:17.639	+40.636	16:23:50.545
7	1:42.451	+5.448	16:25:32.996

Lap	Lap Tm	Diff	Time of Day
(189) CASSIANO ROMBALDI			
1	3:36.294	+2:05.606	16:16:17.448
2	1:39.989	+9.301	16:17:57.437
3	1:35.648	+4.960	16:19:33.085
4	1:34.390	+3.702	16:21:07.475
5	1:31.779	+1.091	16:22:39.254
6	1:33.615	+2.927	16:24:12.869
7	1:30.688		16:25:43.557

Lap	Lap Tm	Diff	Time of Day
(357) AYLA PENHA			
1	1:49.916	+4.668	16:14:42.578
2	2:16.231	+30.983	16:16:58.809
3	1:54.141	+8.893	16:18:52.950
4	1:50.427	+5.179	16:20:43.377
5	1:49.165	+3.917	16:22:32.542
6	1:45.248		16:24:17.790
7	1:46.910	+1.662	16:26:04.700

Lap	Lap Tm	Diff	Time of Day
(100) GUSTAVO FERRARETO			
1	2:02.084	+14.970	16:14:58.343
2	1:59.902	+12.788	16:16:58.245
3	1:53.929	+6.815	16:18:52.174
4	1:50.632	+3.518	16:20:42.806
5	1:47.941	+0.827	16:22:30.747
6	1:53.591	+6.477	16:24:24.338
7	1:47.114		16:26:11.452

Lap	Lap Tm	Diff	Time of Day
(14) LUCAS FERREIRA			
1	2:49.600	+57.892	16:15:43.162
2	1:57.222	+5.514	16:17:40.384
3	1:52.068	+0.360	16:19:32.452
4	1:52.307	+0.599	16:21:24.759
5	1:51.708		16:23:16.467
6	1:52.530	+0.822	16:25:08.997

Lap	Lap Tm	Diff	Time of Day
(16) BERNARDO ROMBALDI			
1	2:20.895	+23.566	16:15:22.982
2	2:12.994	+15.665	16:17:35.976
3	2:04.668	+7.339	16:19:40.644
4	2:02.822	+5.493	16:21:43.466
5	2:01.437	+4.108	16:23:44.903
6	1:57.329		16:25:42.232

Lap	Lap Tm	Diff	Time of Day
(8) JOÃO LUCAS			
1	2:10.429		16:15:09.786
2	2:14.650	+4.221	16:17:24.436
3	2:12.156	+1.727	16:19:36.592
4	2:38.638	+28.209	16:22:15.230
5	2:29.243	+18.814	16:24:44.473
6	2:14.979	+4.550	16:26:59.452

Cronometragem: MARCOS A. MANCINI - Diretor de Prova: MÁRCIO JAYME

Orbits





15, 16 e 17
NOVEMBRO
ITAÚBA

GP DOS CAMPEÕES LIMMT 2024

Classificado por voltas

MX 50cc / 65cc

Itaúba/MT 1,000 Km

Corrida 65cc

16/11/2024 16:20

Corrida iniciado em 16:12:01

POS	NUM	PILOTO	CATEGORIA	VOLTAS	DIF LÍDER	MOTO	CIDADE	PATROCINADOR/EQUIPE
1	268	GUSTAVO HERNANDES	MX 65CC	8		GASGAS	SINOP	BARÃO CABELEIREIRO-HERNANDES VEÍCULOS E IMC
2	818	OTÁVIO FERNANDO	MX 65CC	8	36.581	GASGAS	SÃO JOSÉ DO RIO CL	
3	25	THIAGO RAITZ	MX 65CC	8	1:31.304	KAWASAKI	SINOP	CAT TRANSPORTE
4	7	HEITOR MACULAN	MX 65CC	7	1 Volta	YAMAHA	COLÍDER	POSTO PIT STOP COLÍDER
5	20	LUIS FERRARETO	MX 65CC	7	1 Volta	KAWASAKI	PARANAITA	
6	189	CASSIANO ROMBALDI	MX 65CC	7	1 Volta	YAMAHA	TERRA NOVA DO NOR	MECÂNICA SÃO LOURENÇO
7	357	AYLA PENHA	MX 50CC	7	1 Volta	KRM	TAPURAH	
8	100	GUSTAVO FERRARETO	MX 65CC	7	1 Volta	KTM	ALTA FLORESTA	
9	14	LUCAS FERREIRA	MX 65CC	6	2 Voltas	KTM	SORRISO	DALMAGRO REFRIGERAÇÃO-MUNDIAL AUTO PEÇAS
10	16	BERNARDO ROMBALDI	MX 65CC	6	2 Voltas	MXF	TERRA NOVA DO NOR	
11	8	JOÃO LUCAS	MX 65CC	6	2 Voltas	PRO TORK	TERRA NOVA DO NOR	

Margem da Vitoria

velocidade Media

Tempo Melhor volta

Melhor Veloc.

Melhor Volta por..

36.581

37,231

1:28.608

40,628

268 - GUSTAVO HERNANDES

Cronometragem: MARCOS A. MANCINI - Diretor de Prova: MÁRCIO JAYME

Orbits



GP DOS CAMPEÕES LIMMT 2024

MX NACIONAL FORÇA LIVRE / 35+

Itaúba/MT, 1,000 Km

Corrida

16/11/2024 16:40

Corrida iniciado em 15:43:50

Lap	Lap Tm	Diff	Time of Day	Lap	Lap Tm	Diff	Time of Day	Lap	Lap Tm	Diff	Time of Day
(973) MARCOS ALEXANDRE				(4) ELTON DINIZ				(46) RAFAEL DINIZ			
1	1:03.965	+1.301	15:45:20.547	14	1:14.730	+7.963	16:00:34.777	3	1:15.194	+1.650	15:48:10.625
2	1:02.857	+0.193	15:46:23.404	1	1:11.832	+6.018	15:45:34.957	4	1:13.544		15:49:24.169
3	1:02.664		15:47:26.068	2	1:08.491	+2.677	15:46:43.448	5	1:16.327	+2.783	15:50:40.496
4	1:03.131	+0.467	15:48:29.199	3	1:07.050	+1.236	15:47:50.498	6	1:17.458	+3.914	15:51:57.954
5	1:03.596	+0.932	15:49:32.795	4	1:06.504	+0.690	15:48:57.002	7	1:16.332	+2.788	15:53:14.286
6	1:05.214	+2.550	15:50:38.009	5	1:07.620	+1.806	15:50:04.622	8	1:18.533	+4.989	15:54:32.819
7	1:04.874	+2.210	15:51:42.883	6	1:07.476	+1.662	15:51:12.098	9	1:20.597	+7.053	15:55:53.416
8	1:05.122	+2.458	15:52:48.005	7	1:05.814		15:52:17.912	10	1:19.508	+5.964	15:57:12.924
9	1:04.752	+2.088	15:53:52.757	8	1:31.210	+25.396	15:53:49.122	11	1:19.236	+5.692	15:58:32.160
10	1:04.547	+1.883	15:54:57.304	9	1:11.073	+5.259	15:55:00.195	12	1:18.587	+5.043	15:59:50.747
11	1:03.835	+1.171	15:56:01.139	10	1:10.223	+4.409	15:56:10.418	13	1:19.590	+6.046	16:01:10.337
12	1:04.701	+2.037	15:57:05.840	11	1:10.531	+4.717	15:57:20.949	(21) JOÃO BATISTA			
13	1:05.706	+3.042	15:58:11.546	12	1:10.732	+4.918	15:58:31.681	1	1:12.078	+0.442	15:45:36.024
14	1:05.108	+2.444	15:59:16.654	13	1:13.331	+7.517	15:59:45.012	2	1:11.636		15:46:47.660
15	1:07.912	+5.248	16:00:24.566	14	1:14.398	+8.584	16:00:59.410	3	1:12.763	+1.127	15:48:00.423
(90) CLEITON BORGES				(26) JOHN WILLIAM				(38) RIAN PIOVESAN			
1	1:05.007	+2.077	15:45:22.602	1	1:12.078	+0.442	15:45:36.024	1	1:11.040		15:45:33.578
2	1:03.755	+0.825	15:46:26.357	2	1:11.636		15:46:47.660	2	1:12.879	+1.839	15:46:46.457
3	1:02.930		15:47:29.287	3	1:12.763	+1.127	15:48:00.423	3	1:16.685	+5.645	15:48:03.142
4	1:03.904	+0.974	15:48:33.191	4	1:13.009	+1.373	15:49:13.432	(87) MIZAEAL ROSSETO			
5	1:03.068	+0.138	15:49:36.259	5	1:12.706	+1.070	15:50:26.138	1	1:19.847	+1.149	15:45:45.713
6	1:06.892	+3.962	15:50:43.151	6	1:12.383	+0.747	15:51:38.521	2	1:18.698		15:47:04.411
7	1:06.678	+3.748	15:51:49.829	7	1:15.338	+3.702	15:52:53.859	3	1:28.857	+10.159	15:48:33.268
8	1:05.006	+2.076	15:52:54.835	8	1:15.228	+3.592	15:54:09.087	(333) MATEUS SÓCIO			
9	1:04.357	+1.427	15:53:59.192	9	1:15.810	+4.174	15:55:24.897	1	1:16.673		15:45:43.929
10	1:04.213	+1.283	15:55:03.405	10	1:14.529	+2.893	15:56:39.426	2	1:16.875	+0.202	15:47:00.804
11	1:04.514	+1.584	15:56:07.919	11	1:17.393	+5.757	15:57:56.819	(85) FÁBIO SANDRI			
12	1:05.157	+2.227	15:57:13.076	12	1:16.453	+4.817	15:59:13.272	1	1:14.845	+1.301	15:45:41.328
13	1:04.717	+1.787	15:58:17.793	13	1:16.998	+5.362	16:00:30.270	2	1:14.103	+0.559	15:46:55.431
14	1:05.695	+2.765	15:59:23.488	(357) AYRTON PENHA				(85) FÁBIO SANDRI			
15	1:09.600	+6.670	16:00:33.088	1	1:14.283	+0.150	15:45:35.176	1	1:14.845	+1.301	15:45:41.328
(33) JOSÉ MARCOS				2	1:14.133		15:46:49.309	2	1:14.103	+0.559	15:46:55.431
1	1:06.620	+0.234	15:45:27.150	3	1:15.041	+0.908	15:48:04.350	(333) MATEUS SÓCIO			
2	1:06.544	+0.158	15:46:33.694	4	1:14.294	+0.161	15:49:18.644	1	1:16.673		15:45:43.929
3	1:06.386		15:47:40.080	5	1:14.917	+0.784	15:50:33.561	2	1:16.875	+0.202	15:47:00.804
4	1:07.248	+0.862	15:48:47.328	6	1:15.566	+1.433	15:51:49.127	(85) FÁBIO SANDRI			
5	1:09.278	+2.892	15:49:56.606	7	1:16.957	+2.824	15:53:06.084	1	1:14.845	+1.301	15:45:41.328
6	1:07.748	+1.362	15:51:04.354	8	1:16.634	+2.501	15:54:22.718	2	1:14.103	+0.559	15:46:55.431
7	1:07.542	+1.156	15:52:11.896	9	1:17.515	+3.382	15:55:40.233	3	1:14.816	+0.380	15:48:09.504
8	1:07.133	+0.747	15:53:19.029	10	1:18.542	+4.409	15:56:58.775	4	1:16.651	+2.215	15:49:26.155
9	1:07.228	+0.842	15:54:26.257	11	1:18.263	+4.130	15:58:17.038	5	1:20.213	+5.777	15:50:46.368
10	1:07.560	+1.174	15:55:33.817	12	1:18.241	+4.108	15:59:35.279	6	1:15.715	+1.279	15:52:02.083
11	1:08.731	+2.345	15:56:42.548	13	1:17.181	+3.048	16:00:52.460	7	1:15.516	+1.080	15:53:17.599
12	1:09.661	+3.275	15:57:52.209	(357) AYRTON PENHA				8	1:14.588	+0.152	15:54:32.187
13	1:08.438	+2.052	15:59:00.647	1	1:14.868	+0.432	15:45:40.252	9	1:14.993	+0.557	15:55:47.180
14	1:09.526	+3.140	16:00:10.173	2	1:14.436		15:46:54.688	10	1:15.556	+1.120	15:57:02.736
15	1:10.911	+4.525	16:01:21.084	3	1:14.816	+0.380	15:48:09.504	11	1:17.082	+2.646	15:58:19.818
(333) ANDRE SÓCIO				4	1:16.651	+2.215	15:49:26.155	12	1:16.244	+1.808	15:59:36.062
1	1:09.520	+2.753	15:45:30.557	5	1:20.213	+5.777	15:50:46.368	13	1:18.923	+4.487	16:00:54.985
2	1:08.453	+1.686	15:46:39.010	6	1:15.715	+1.279	15:52:02.083	(85) FÁBIO SANDRI			
3	1:07.747	+0.980	15:47:46.757	7	1:15.516	+1.080	15:53:17.599	1	1:14.845	+1.301	15:45:41.328
4	1:08.112	+1.345	15:48:54.869	8	1:14.588	+0.152	15:54:32.187	2	1:14.103	+0.559	15:46:55.431
5	1:07.392	+0.625	15:50:02.261	9	1:14.993	+0.557	15:55:47.180	(85) FÁBIO SANDRI			
6	1:07.322	+0.555	15:51:09.583	10	1:15.556	+1.120	15:57:02.736	1	1:14.845	+1.301	15:45:41.328
7	1:06.767		15:52:16.350	11	1:17.082	+2.646	15:58:19.818	2	1:14.103	+0.559	15:46:55.431
8	1:07.351	+0.584	15:53:23.701	12	1:16.244	+1.808	15:59:36.062	(85) FÁBIO SANDRI			
9	1:09.587	+2.820	15:54:33.288	13	1:18.923	+4.487	16:00:54.985	1	1:14.845	+1.301	15:45:41.328
10	1:09.479	+2.712	15:55:42.767	(85) FÁBIO SANDRI				2	1:14.103	+0.559	15:46:55.431
11	1:12.615	+5.848	15:56:55.382	(85) FÁBIO SANDRI				(85) FÁBIO SANDRI			
12	1:10.123	+3.356	15:58:05.505	(85) FÁBIO SANDRI				(85) FÁBIO SANDRI			
13	1:14.542	+7.775	15:59:20.047	(85) FÁBIO SANDRI				(85) FÁBIO SANDRI			

Cronometragem: MARCOS A. MANCINI - Diretor de Prova: MÁRCIO JAYME

Orbits



15, 16 e 17
NOVEMBRO
ITAÚBA

GP DOS CAMPEÕES LIMMT 2024

Classificado por voltas

MX NACIONAL FORÇA LIVRE / 35+

Itaúba/MT 1,000 Km

Corrida

16/11/2024 16:40

Corrida iniciado em 15:43:50

POS	NUM	PILOTO	CATEGORIA	VOLTAS	DIF LÍDER	MOTO	CIDADE	PATROCINADOR/EQUIPE
1	973	MARCOS ALEXANDRE	NAC FL	15		HONDA	SINOP	TEAM ZANKCO-ALQUIMIA FARMÁCIA MANIPULAÇÃO
2	90	CLEITON BORGES	NAC FL	15	8.522	HONDA	SINOP	CASA DA SUSPENSÃO-RAUCH LOCAÇÕES DE MÁQUIN
3	33	JOSÉ MARCOS	NAC FL	15	56.518	HONDA	URUARA	
4	333	ANDRE SÓCIO	NAC FL	14	1 Volta	HONDA	ALTA FLORESTA	RAMOS CONSTRUTORA
5	4	ELTON DINIZ	NAC FL	14	1 Volta	HONDA	ALTA FLORESTA	
6	21	JOÃO BATISTA	NAC FL / 35	13	2 Voltas	HONDA	COLÍDER	NENOMOTOS-MOTOCULUBE DE COLÍDER-LOSS AUTOI
7	26	JOHN WILLIAM	NAC FL / 35	13	2 Voltas	HONDA	SINOP	
8	357	AYRTON PENHA	NAC FL	13	2 Voltas	HONDA	TAPURAH	
9	85	FÁBIO SANDRI	35	13	2 Voltas	HONDA	NOVO PROGRESSO	POSTO VIP-POSTO PARAZÃO-IV MAT DE CONSTRUÇÃ
10	46	RAFAEL DINIZ	35	11	4 Voltas	HONDA	MORAES ALMEIDA	XINGU COMPRA DE OURO

Não classificado (50% = 7 Voltas)

38	RIAN PIOVESAN	NAC FL	3	12 Voltas	HONDA	JAPURANA	FAZENDA MARIA BONITA-CHURRASCARIA E RESTAUI
87	MIZAEAL ROSSETO	35	3	12 Voltas	HONDA	NOVO PROGRESSO	POSTO PARAZÃO-FAZENDA SANDRI-XINGU COMPRA
333	MATEUS SÓCIO	NAC FL	2	13 Voltas	HONDA	ALTA FLORESTA	

Margem da Vitoria

velocidade Media

Tempo Melhor volta

Melhor Veloc.

Melhor Volta por..

8.522

54,300

1:02.664

57,449

973 - MARCOS ALEXANDRE

Cronometragem: MARCOS A. MANCINI - Diretor de Prova: MÁRCIO JAYME

Orbits



GP DOS CAMPEÕES LIMMT 2024


MX NACIONAL INTERMEDIÁRIA

Itaúba/MT 1,000 Km

Corrida

16/11/2024 16:00

Corrida iniciado em 15:11:58



Lap	Lap Tm	Diff	Time of Day
(33) JOSÉ MARCOS			
1	1:07.989		15:13:34.414
2	1:09.902	+1.913	15:14:44.316
3	1:09.208	+1.219	15:15:53.524
4	1:10.843	+2.854	15:17:04.367
5	1:08.324	+0.335	15:18:12.691
6	1:09.233	+1.244	15:19:21.924
7	1:09.606	+1.617	15:20:31.530
8	1:09.568	+1.579	15:21:41.098
9	1:09.727	+1.738	15:22:50.825
10	1:10.392	+2.403	15:24:01.217
11	1:09.650	+1.661	15:25:10.867
12	1:09.599	+1.610	15:26:20.466
13	1:10.574	+2.585	15:27:31.040
14	1:14.827	+6.838	15:28:45.867
(38) RIAN PIOVESAN			
1	1:10.467	+0.790	15:13:38.879
2	1:10.448	+0.771	15:14:49.327
3	1:10.842	+1.165	15:16:00.169
4	1:09.677		15:17:09.846
5	1:10.874	+1.197	15:18:20.720
6	1:10.322	+0.645	15:19:31.042
7	1:10.598	+0.921	15:20:41.640
8	1:09.868	+0.191	15:21:51.508
9	1:11.554	+1.877	15:23:03.062
10	1:12.960	+3.283	15:24:16.022
11	1:12.107	+2.430	15:25:28.129
12	1:10.576	+0.899	15:26:38.705
13	1:11.304	+1.627	15:27:50.009
14	1:15.015	+5.338	15:29:05.024
(7) HERNANDES JÚNIOR			
1	1:11.160	+1.201	15:13:40.277
2	1:11.228	+1.269	15:14:51.505
3	1:11.717	+1.758	15:16:03.222
4	1:09.959		15:17:13.181
5	1:10.048	+0.089	15:18:23.229
6	1:11.768	+1.809	15:19:34.997
7	1:14.388	+4.429	15:20:49.385
8	1:11.836	+1.877	15:22:01.221
9	1:14.218	+4.259	15:23:15.439
10	1:11.990	+2.031	15:24:27.429
11	1:11.628	+1.669	15:25:39.057
12	1:14.450	+4.491	15:26:53.507
13	1:12.488	+2.529	15:28:05.995
14	1:14.900	+4.941	15:29:20.895
(26) JOHN WILLIAM			
1	1:11.094	+0.632	15:13:38.365
2	1:12.325	+1.863	15:14:50.690
3	1:10.714	+0.252	15:16:01.404
4	1:10.462		15:17:11.866
5	1:10.760	+0.298	15:18:22.626
6	1:12.122	+1.660	15:19:34.748
7	1:12.502	+2.040	15:20:47.250
8	1:13.012	+2.550	15:22:00.262
9	1:13.590	+3.128	15:23:13.852
10	1:13.629	+3.167	15:24:27.481
11	1:13.762	+3.300	15:25:41.243
12	1:13.973	+3.511	15:26:55.216
13	1:15.324	+4.862	15:28:10.540
14	1:20.878	+10.416	15:29:31.418
(21) JOÃO BATISTA			

Lap	Lap Tm	Diff	Time of Day
1	1:12.496	+0.789	15:13:44.266
2	1:13.201	+1.494	15:14:57.467
3	1:13.483	+1.776	15:16:10.950
4	1:11.859	+0.152	15:17:22.809
5	1:11.707		15:18:34.516
6	1:11.868	+0.161	15:19:46.384
7	1:13.299	+1.592	15:20:59.683
8	1:13.104	+1.397	15:22:12.787
9	1:12.949	+1.242	15:23:25.736
10	1:12.628	+0.921	15:24:38.364
11	1:14.069	+2.362	15:25:52.433
12	1:14.046	+2.339	15:27:06.479
13	1:14.050	+2.343	15:28:20.529
14	1:14.380	+2.673	15:29:34.909
(85) TIAGO FERRARETTO			
1	1:12.993	+2.968	15:13:46.143
2	1:12.227	+2.202	15:14:58.370
3	1:15.163	+5.138	15:16:13.533
4	1:21.435	+11.410	15:17:34.968
5	1:15.447	+5.422	15:18:50.415
6	1:11.767	+1.742	15:20:02.182
7	1:11.941	+1.916	15:21:14.123
8	1:12.859	+2.834	15:22:26.982
9	1:10.025		15:23:37.007
10	1:12.517	+2.492	15:24:49.524
11	1:12.065	+2.040	15:26:01.589
12	1:12.321	+2.296	15:27:13.910
13	1:11.172	+1.147	15:28:25.082
14	1:10.451	+0.426	15:29:35.533
(184) RODRIGO LINDOLFO			
1	1:13.768	+0.747	15:13:43.534
2	1:13.691	+0.670	15:14:57.225
3	1:13.021		15:16:10.246
4	1:15.984	+2.963	15:17:26.230
5	1:15.784	+2.763	15:18:42.014
6	1:16.471	+3.450	15:19:58.485
7	1:14.467	+1.446	15:21:12.952
8	1:17.269	+4.248	15:22:30.221
9	1:15.841	+2.820	15:23:46.062
10	1:16.296	+3.275	15:25:02.358
11	1:19.160	+6.139	15:26:21.518
12	1:18.572	+5.551	15:27:40.090
13	1:19.407	+6.386	15:28:59.497
(333) MATEUS SOCIO			
1	1:16.549	+4.148	15:13:46.778
2	1:15.373	+2.972	15:15:02.151
3	1:12.401		15:16:14.552
4	1:14.558	+2.157	15:17:29.110
5	1:13.050	+0.649	15:18:42.160
6	1:13.392	+0.991	15:19:55.552
7	1:15.644	+3.243	15:21:11.196
8	1:13.840	+1.439	15:22:25.036
9	1:17.169	+4.768	15:23:42.205
(27) JOÃO PEDRO			
1	1:16.484		15:13:48.203
2	1:16.555	+0.071	15:15:04.758
3	1:48.272	+31.788	15:16:53.030

Cronometragem: MARCOS A. MANCINI - Diretor de Prova: MÁRCIO JAYME

Orbits



15, 16 e 17
NOVEMBRO
ITAÚBA

GP DOS CAMPEÕES LIMMT 2024

Classificado por voltas

MX NACIONAL INTERMEDIÁRIA

Itaúba/MT 1,000 Km

Corrida

16/11/2024 16:00

Corrida iniciado em 15:11:58

POS	NUM	PILOTO	CATEGORIA	VOLTAS	DIF LÍDER	MOTO	CIDADE	PATROCINADOR/EQUIPE
1	33	JOSÉ MARCOS	NAC INTER	14		HONDA	NOVO PROGRESSO	
2	38	RIAN PIOVESAN	NAC INTER	14	19.157	HONDA	JAPURANA	FAZENDA MARIA BONITA-HOTEL CONRADO
3	7	HERNANDES JÚNIOR	NAC INTER	14	35.028	HONDA	SINOP	QUALITEL TELECOMUNICAÇÕES-DR ESPETO SINOP
4	26	JOHN WILLIAM	NAC INTER	14	45.551	HONDA	SINOP	ARTE FARMA-BOX 1-DIEL MADEIRAS-ECOCENTAUR O
5	21	JOÃO BATISTA	NAC INTER	14	49.042	HONDA	COLÍDER	NENOMOTOS-MOTOCULUBE DE COLÍDER-LOSS AUTOI
6	85	TIAGO FERRARETTO	NAC INTER	14	49.666	HONDA	ALTA FLORESTA	AMAZÔNIA METAL
7	184	RODRIGO LINDOLFO	NAC INTER	13	1 Volta	HONDA	COLÍDER	RODRIGO CONSTRUTOR-MACULAN TRANSPORTE
8	333	MATEUS SOCIO	NAC INTER	9	5 Voltas	HONDA	ALTA FLORESTA	CONSTRUTORA RAMOS

Não classificado (50% = 7 Voltas)

27 JOÃO PEDRO NAC INTER 3 11 Voltas HONDA ALTA FLORESTA

Margem da Vitoria

velocidade Media

Tempo Melhor volta

Melhor Veloc.

Melhor Volta por..

19.157

50,033

1:07.989

52,950

33 - JOSÉ MARCOS

Cronometragem: MARCOS A. MANCINI - Diretor de Prova: MÁRCIO JAYME

Orbits





15, 16 e 17
NOVEMBRO
ITAÚBA

GP DOS CAMPEÕES LIMMT 2024


MX 50cc / 65cc

Itaúba/MT 1,000 Km

Corrida 50cc

16/11/2024 15:40

Corrida iniciado em 14:47:01



Lap	Lap Tm	Diff	Time of Day
(818) OTÁVIO FERNANDO			
1	1:32.903	+2.069	14:49:13.234
2	1:35.608	+4.774	14:50:48.842
3	1:30.834		14:52:19.676
4	1:34.377	+3.543	14:53:54.053
5	1:31.344	+0.510	14:55:25.397
6	1:34.877	+4.043	14:57:00.274
7	1:41.509	+10.675	14:58:41.783
(122) ENZO PERONDI			
1	1:47.638	+2.641	14:49:35.066
2	1:46.691	+1.694	14:51:21.757
3	1:44.997		14:53:06.754
4	1:47.255	+2.258	14:54:54.009
5	1:49.772	+4.775	14:56:43.781
6	1:48.394	+3.397	14:58:32.175
7	1:50.404	+5.407	15:00:22.579
(357) AYLA PENHA			
1	1:47.919	+3.174	14:49:35.599
2	1:47.091	+2.346	14:51:22.690
3	2:59.269	+1:14.524	14:54:21.959
4	2:49.335	+1:04.590	14:57:11.294
5	1:44.745		14:58:56.039
(8) JOÃO LUCAS			
1	2:13.954	+1.719	14:50:20.884
2	2:12.235		14:52:33.119
3	2:18.010	+5.775	14:54:51.129
4	2:50.104	+37.869	14:57:41.233
5	2:13.101	+0.866	14:59:54.334
(85) PEDRO HENRIQUE			
1	3:36.027	+30.544	14:51:48.261
2	3:07.726	+2.243	14:54:55.987
3	3:05.483		14:58:01.470
4	3:09.493	+4.010	15:01:10.963
(333) MARIA SÓCIO			
1	3:33.907	+8.852	14:51:58.969
2	3:27.910	+2.855	14:55:26.879
3	3:25.055		14:58:51.934

Lap	Lap Tm	Diff	Time of Day
-----	--------	------	-------------

Lap	Lap Tm	Diff	Time of Day
-----	--------	------	-------------

Cronometragem: MARCOS A. MANCINI - Diretor de Prova: MÁRCIO JAYME

Orbits





15, 16 e 17
NOVEMBRO
ITAÚBA

GP DOS CAMPEÕES LIMMT 2024

Classificado por voltas

MX 50cc / 65cc

Itaúba/MT 1,000 Km

Corrida 50cc

16/11/2024 15:40

Corrida iniciado em 14:47:01

POS	NUM	PILOTO	CATEGORIA	VOLTAS	DIF LÍDER	MOTO	CIDADE	PATROCINADOR/EQUIPE
1	818	OTÁVIO FERNANDO	MX 50CC	7		GASGAS	SÃO JOSÉ DO RIO CL	
2	122	ENZO PERONDI	MX 50CC	7	1:40.796	KTM	CLÁUDIA	PANIKUS MOTO CLUBE-FAZENDA DONA TEREZA-VÓ
3	357	AYLA PENHA	MX 50CC	5	2 Voltas	KRM	TAPURAH	
4	8	JOÃO LUCAS	MX 50CC	5	2 Voltas	PRO TORK	TERRA NOVA DO NOR	
5	85	PEDRO HENRIQUE	MX 50CC	4	3 Voltas	KTM	ALTA FLORESTA	AMAZÔNIA METAL
6	333	MARIA SÓCIO	MX 50CC	3	4 Voltas	HONDA	ALTA FLORESTA	RAMOS CONSTRUTORA

Margem da Vitoria

velocidade Media

Tempo Melhor volta

Melhor Veloc.

Melhor Volta por..

1:40.796

36,008

1:30.834

39,633

818 - OTÁVIO FERNANDO

Cronometragem: MARCOS A. MANCINI - Diretor de Prova: MÁRCIO JAYME

Orbits



GP DOS CAMPEÕES LIMMT 2024

MX NACIONAL NOVATOS

Itaúba/MT, 1,000 Km

Corrida

16/11/2024 15:20

Corrida iniciado em 14:28:11

Lap	Lap Tm	Diff	Time of Day	Lap	Lap Tm	Diff	Time of Day	Lap	Lap Tm	Diff	Time of Day
(8) LUIZ MIGUEL				(333) MATEUS SÓCIO				(357) AYRTON PENHA			
1	1:11.847	+0.750	14:29:52.853	1	1:17.095	+3.146	14:30:03.737	1	1:18.226	+1.616	14:30:05.081
2	1:11.097		14:31:03.950	2	1:17.222	+3.273	14:31:20.959	2	1:18.411	+1.801	14:31:23.492
3	1:12.301	+1.204	14:32:16.251	3	1:15.201	+1.252	14:32:36.160	3	1:17.849	+1.239	14:32:41.341
4	1:13.461	+2.364	14:33:29.712	4	1:17.121	+3.172	14:33:53.281	4	1:18.767	+2.157	14:34:00.108
5	1:14.497	+3.400	14:34:44.209	5	1:16.132	+2.183	14:35:09.413	5	1:17.806	+1.196	14:35:17.914
6	1:11.437	+0.340	14:35:55.646	6	1:16.628	+2.679	14:36:26.041	6	1:16.816	+0.206	14:36:34.730
7	1:11.790	+0.693	14:37:07.436	7	1:14.951	+1.002	14:37:40.992	7	1:17.078	+0.468	14:37:51.808
8	1:14.520	+3.423	14:38:21.956	8	1:13.949		14:38:54.941	8	1:16.610		14:39:08.418
9	1:15.744	+4.647	14:39:37.700	9	1:20.674	+6.725	14:40:15.615	9	1:17.401	+0.791	14:40:25.819
(7) HERNANDES JÚNIOR				(78) DOUGLAS AZILIERO				(26) JONES FRANK			
1	1:13.856	+3.667	14:29:57.638	1	1:17.940		14:30:02.784	1	1:28.931		14:30:17.480
2	1:12.409	+2.220	14:31:10.047	2	1:18.855	+0.915	14:31:21.639	2	1:29.434	+0.503	14:31:46.914
3	1:14.227	+4.038	14:32:24.274	3	1:19.946	+2.006	14:32:41.585	3	1:31.417	+2.486	14:33:18.331
4	1:13.209	+3.020	14:33:37.483	4	1:26.258	+8.318	14:34:07.843	4	1:37.860	+8.929	14:34:56.191
5	1:10.189		14:34:47.672	5	1:27.251	+9.311	14:35:35.094	5	1:36.145	+7.214	14:36:32.336
6	1:16.484	+6.295	14:36:04.156	6	1:20.302	+2.362	14:36:55.396	6	1:40.020	+11.089	14:38:12.356
7	1:11.535	+1.346	14:37:15.691	7	1:25.773	+7.833	14:38:21.169	7	1:35.251	+6.320	14:39:47.607
8	1:11.821	+1.632	14:38:27.512	8	1:22.289	+4.349	14:39:43.458	(17) CRISTIAN GEORGE			
9	1:19.260	+9.071	14:39:46.772	(87) IURY BARBOSA				1	1:24.089		14:30:12.703
(46) GABRIEL CALDEIRA				(85) TIAGO FERRARETTO				2	1:44.629	+20.540	14:31:57.332
1	1:13.861	+1.429	14:29:54.681	1	1:14.500	+4.417	14:30:00.563	3	1:25.731	+1.642	14:33:23.063
2	1:12.432		14:31:07.113	2	1:10.083		14:31:10.646	4	1:30.750	+6.661	14:34:53.813
3	1:14.097	+1.665	14:32:21.210	3	1:12.473	+2.390	14:32:23.119	5	1:46.083	+21.994	14:36:39.896
4	1:12.731	+0.299	14:33:33.941	4	1:12.894	+2.811	14:33:36.013	6	1:33.240	+9.151	14:38:13.136
5	1:12.848	+0.416	14:34:46.789	5	1:12.894	+2.811	14:33:36.013	7	1:35.397	+11.308	14:39:48.533
6	1:12.775	+0.343	14:35:59.564	6	1:12.012	+1.929	14:34:48.025	(27) JOÃO PEDRO			
7	1:12.838	+0.406	14:37:12.402	7	1:15.596	+5.513	14:36:03.621	1	1:12.173		14:29:55.592
8	1:24.811	+12.379	14:38:37.213	8	1:19.721	+9.638	14:37:23.342	2	1:13.157	+0.984	14:31:08.749
9	1:14.570	+2.138	14:39:51.783	9	1:14.634	+4.551	14:38:37.976	3	1:13.227	+1.054	14:32:21.976
(85) TIAGO FERRARETTO				(17) CRISTIAN GEORGE				4	1:15.909	+3.736	14:33:37.885
1	1:13.861	+1.429	14:29:54.681	1	1:24.089		14:30:12.703	5	1:14.539	+2.366	14:34:52.424
2	1:12.432		14:31:07.113	2	1:44.629	+20.540	14:31:57.332	6	1:15.282	+3.109	14:36:07.706
3	1:14.097	+1.665	14:32:21.210	3	1:25.731	+1.642	14:33:23.063	7	1:16.976	+4.803	14:37:24.682
4	1:12.731	+0.299	14:33:33.941	4	1:30.750	+6.661	14:34:53.813	8	1:17.065	+4.892	14:38:41.747
5	1:12.848	+0.416	14:34:46.789	5	1:46.083	+21.994	14:36:39.896	9	1:16.072	+3.899	14:39:57.819
6	1:12.775	+0.343	14:35:59.564	6	1:33.240	+9.151	14:38:13.136	(184) RODRIGO LINDOLFO			
7	1:12.838	+0.406	14:37:12.402	7	1:35.397	+11.308	14:39:48.533	1	11.189	0:043.586	14:31:36.049
8	1:24.811	+12.379	14:38:37.213	(87) IURY BARBOSA				2	7.677	0:047.098	14:31:43.726
9	1:14.570	+2.138	14:39:51.783	1	1:17.661	+4.559	14:30:03.319	3	46.550	0:008.225	14:32:30.276
(26) JONES FRANK				2	1:14.546	+1.444	14:31:17.865	4	1:17.051	59:37.724	14:33:47.327
1	1:28.931		14:30:17.480	3	1:13.546	+0.444	14:32:31.411	5	1:13.597	59:41.178	14:35:00.924
2	1:29.434	+0.503	14:31:46.914	4	1:13.102		14:33:44.513	6	1:14.563	59:40.212	14:36:15.487
3	1:31.417	+2.486	14:33:18.331	(27) JOÃO PEDRO				7	1:13.627	59:41.148	14:37:29.114
4	1:37.860	+8.929	14:34:56.191	1	1:12.173		14:29:55.592	8	1:14.717	59:40.058	14:38:43.831
5	1:36.145	+7.214	14:36:32.336	2	1:13.157	+0.984	14:31:08.749	9	1:14.759	59:40.016	14:39:58.590
6	1:40.020	+11.089	14:38:12.356	3	1:13.227	+1.054	14:32:21.976	(184) RODRIGO LINDOLFO			
7	1:35.251	+6.320	14:39:47.607	4	1:15.909	+3.736	14:33:37.885	1	11.189	0:043.586	14:31:36.049
(17) CRISTIAN GEORGE				5	1:14.539	+2.366	14:34:52.424	2	7.677	0:047.098	14:31:43.726
1	1:24.089		14:30:12.703	6	1:15.282	+3.109	14:36:07.706	3	46.550	0:008.225	14:32:30.276
2	1:44.629	+20.540	14:31:57.332	7	1:16.976	+4.803	14:37:24.682	4	1:17.051	59:37.724	14:33:47.327
3	1:25.731	+1.642	14:33:23.063	8	1:17.065	+4.892	14:38:41.747	5	1:13.597	59:41.178	14:35:00.924
4	1:30.750	+6.661	14:34:53.813	9	1:16.072	+3.899	14:39:57.819	6	1:14.563	59:40.212	14:36:15.487
5	1:46.083	+21.994	14:36:39.896	(184) RODRIGO LINDOLFO				7	1:13.627	59:41.148	14:37:29.114
6	1:33.240	+9.151	14:38:13.136	1	11.189	0:043.586	14:31:36.049	8	1:14.717	59:40.058	14:38:43.831
7	1:35.397	+11.308	14:39:48.533	2	7.677	0:047.098	14:31:43.726	9	1:14.759	59:40.016	14:39:58.590
(26) JONES FRANK				3	46.550	0:008.225	14:32:30.276	(184) RODRIGO LINDOLFO			
1	1:28.931		14:30:17.480	4	1:17.051	59:37.724	14:33:47.327	1	11.189	0:043.586	14:31:36.049
2	1:29.434	+0.503	14:31:46.914	5	1:13.597	59:41.178	14:35:00.924	2	7.677	0:047.098	14:31:43.726
3	1:31.417	+2.486	14:33:18.331	6	1:14.563	59:40.212	14:36:15.487	3	46.550	0:008.225	14:32:30.276
4	1:37.860	+8.929	14:34:56.191	7	1:13.627	59:41.148	14:37:29.114	4	1:17.051	59:37.724	14:33:47.327
5	1:36.145	+7.214	14:36:32.336	8	1:14.717	59:40.058	14:38:43.831	5	1:13.597	59:41.178	14:35:00.924
6	1:40.020	+11.089	14:38:12.356	9	1:14.759	59:40.016	14:39:58.590	6	1:14.563	59:40.212	14:36:15.487
7	1:35.251	+6.320	14:39:47.607	(184) RODRIGO LINDOLFO				7	1:13.627	59:41.148	14:37:29.114
(17) CRISTIAN GEORGE				1	11.189	0:043.586	14:31:36.049	8	1:14.717	59:40.058	14:38:43.831
1	1:24.089		14:30:12.703	2	7.677	0:047.098	14:31:43.726	9	1:14.759	59:40.016	14:39:58.590
2	1:44.629	+20.540	14:31:57.332	3	46.550	0:008.225	14:32:30.276	(184) RODRIGO LINDOLFO			
3	1:25.731	+1.642	14:33:23.063	4	1:17.051	59:37.724	14:33:47.327	1	11.189	0:043.586	14:31:36.049
4	1:30.750	+6.661	14:34:53.813	5	1:13.597	59:41.178	14:35:00.924	2	7.677	0:047.098	14:31:43.726
5	1:46.083	+21.994	14:36:39.896	6	1:14.563	59:40.212	14:36:15.487	3	46.550	0:008.225	14:32:30.276
6	1:33.240	+9.151	14:38:13.136	7	1:13.627	59:41.148	14:37:29.114	4	1:17.051	59:37.724	14:33:47.327
7	1:35.397	+11.308	14:39:48.533	8	1:14.717	59:40.058	14:38:43.831	5	1:13.597	59:41.178	14:35:00.924
(26) JONES FRANK				9	1:14.759	59:40.016	14:39:58.590	6	1:14.563	59:40.212	14:36:15.487
1	1:28.931		14:30:17.480	(184) RODRIGO LINDOLFO				7	1:13.627	59:41.148	14:37:29.114
2	1:29.434	+0.503	14:31:46.914	1	11.189	0:043.586	14:31:36.049	8	1:14.717	59:40.058	14:38:43.831
3	1:31.417	+2.486	14:33:18.331	2	7.677	0:047.098	14:31:43.726	9	1:14.759	59:40.016	14:39:58.590
4	1:37.860	+8.929	14:34:56.191	3	46.550	0:008.225	14:32:30.276	(184) RODRIGO LINDOLFO			
5	1:36.145	+7.214	14:36:32.336	4	1:17.051	59:37.724	14:33:47.327	1	11.189	0:043.586	14:31:36.049
6	1:40.020	+11.089	14:38:12.356	5	1:13.597	59:41.178	14:35:00.924	2	7.677	0:047.098	14:31:43.726
7	1:35.251	+6.320	14:39:47.6								



15, 16 e 17
NOVEMBRO
ITAÚBA

GP DOS CAMPEÕES LIMMT 2024

Classificado por voltas

MX NACIONAL NOVATOS

Itaúba/MT 1,000 Km

Corrida

16/11/2024 15:20

Corrida iniciado em 14:28:11

POS	NUM	PILOTO	CATEGORIA	VOLTAS	DIF LÍDER	MOTO	CIDADE	PATROCINADOR/EQUIPE
1	8	LUIZ MIGUEL	NAC NOV	9		HONDA	NOVO PROGRESSO	POSTO PARAZÃO-FAZENDA SANDRI-XINGU COMPRA
2	7	HERNANDES JÚNIOR	NAC NOV	9	9.072	HONDA	SINOP	MEU SALGADO FAVORITO-JRC EMPREENDIMENTOS-
3	46	GABRIEL CALDEIRA	NAC NOV	9	14.083	HONDA	MORAES ALMEIDA	
4	85	TIAGO FERRARETTO	NAC NOV	9	14.376	HONDA	ALTA FLORESTA	AMAZÔNIA METAL
5	27	JOÃO PEDRO	NAC NOV	9	20.119	HONDA	ALTA FLORESTA	
6	184	RODRIGO LINDOLFO	NAC NOV	9	20.890	HONDA	COLÍDER	MACULAN TRANSPORTES-LÍDER MADEIRA-GORDIR AF
7	333	MATEUS SÓCIO	NAC NOV	9	37.915	HONDA	ALTA FLORESTA	CONSTRUTORA RAMOS
8	357	AYRTON PENHA	NAC NOV	9	48.119	HONDA	TAPURAH	AYCAR AUTO CENTER-PINGUIM MOTOS
9	78	DOUGLAS AZILIERO	NAC NOV	8	1 Volta	HONDA	ITAÚBA	
10	26	JONES FRANK	NAC NOV	7	2 Voltas	HONDA	SORRISO	MUNDIAL AUTO PEÇAS
11	17	CRISTIAN GEORGE	NAC NOV	7	2 Voltas	HONDA	TERRA NOVA DO NOR	RAMIRO DA FÁRMACIA
12	87	IURY BARBOSA	NAC NOV	4	5 Voltas	HONDA	NOVA SANTA HELENA	

Não classificado (50% = 4 Voltas)

33	RONALDO SANTOS	NAC NOV		9 Voltas	HONDA	NOVO PROGRESSO
----	----------------	---------	--	----------	-------	----------------

Margem da Vitoria

velocidade Media

Tempo Melhor volta

Melhor Veloc.

Melhor Volta por..

9.072

47,250

1:10.083

51,368

85 - TIAGO FERRARETTO

Cronometragem: MARCOS A. MANCINI - Diretor de Prova: MÁRCIO JAYME

Orbits





15, 16 e 17
NOVEMBRO
ITAÚBA

GP DOS CAMPEÕES LIMMT 2024


MX JÚNIOR

Itaúba/MT 1,000 Km

Corrida (10 Minutos + 1 volta)

16/11/2024 15:00

Corrida iniciado em 14:07:53



Lap	Lap Tm	Diff	Time of Day
(17) MATHEUS AUGUSTO			
1	1:25.437	+2.068	14:09:52.778
2	1:27.904	+4.535	14:11:20.682
3	1:23.369		14:12:44.051
4	1:24.979	+1.610	14:14:09.030
5	1:27.227	+3.858	14:15:36.257
6	1:24.583	+1.214	14:17:00.840
7	1:23.771	+0.402	14:18:24.611
8	1:23.397	+0.028	14:19:48.008

Lap	Lap Tm	Diff	Time of Day
(21) THAYLA VITÓRIA			
1	1:31.770	+5.704	14:10:03.529
2	1:27.995	+1.929	14:11:31.524
3	1:26.066		14:12:57.590
4	1:26.955	+0.889	14:14:24.545
5	1:26.164	+0.098	14:15:50.709
6	1:27.668	+1.602	14:17:18.377
7	1:27.492	+1.426	14:18:45.869
8	1:27.975	+1.909	14:20:13.844

Lap	Lap Tm	Diff	Time of Day
(1) LUIZ AZILEIRO			
1	1:32.475	+3.573	14:10:02.978
2	1:31.612	+2.710	14:11:34.590
3	1:35.169	+6.267	14:13:09.759
4	1:35.852	+6.950	14:14:45.611
5	1:31.380	+2.478	14:16:16.991
6	1:28.902		14:17:45.893
7	1:30.378	+1.476	14:19:16.271
8	1:38.501	+9.599	14:20:54.772

Lap	Lap Tm	Diff	Time of Day
(254) CASSIANO ROMBALDI			
1	1:42.826	+15.139	14:10:19.582
2	1:32.017	+4.330	14:11:51.599
3	1:39.461	+11.774	14:13:31.060
4	1:31.074	+3.387	14:15:02.134
5	1:30.421	+2.734	14:16:32.555
6	1:28.963	+1.276	14:18:01.518
7	1:27.687		14:19:29.205
8	1:31.232	+3.545	14:21:00.437

Lap	Lap Tm	Diff	Time of Day
(511) VITOR AZILEIRO			
1	1:31.232	+9.630	14:10:09.125
2	2:07.234	+45.632	14:12:16.359
3	2:06.563	+44.961	14:14:22.922
4	1:21.602		14:15:44.524
5	1:57.370	+35.768	14:17:41.894
6	1:30.611	+9.009	14:19:12.505
7	1:24.373	+2.771	14:20:36.878

Cronometragem: MARCOS A. MANCINI - Diretor de Prova: MÁRCIO JAYME

Orbits





15, 16 e 17
NOVEMBRO
ITAÚBA

GP DOS CAMPEÕES LIMMT 2024

Classificado por voltas

MX JÚNIOR

Itaúba/MT 1,000 Km

Corrida (10 Minutos + 1 volta)

16/11/2024 15:00

Corrida iniciado em 14:07:53

POS	NUM	PILOTO	CATEGORIA	VOLTAS	DIF LÍDER	MOTO	CIDADE	PATROCINADOR/EQUIPE
1	17	MATHEUS AUGUSTO	JÚNIOR	8		HONDA	TERRA NOVA DO NOR	FARMÁCIA DO RAMIRO-BORRACHARIA DO NEGUINH
2	21	THAYLA VITÓRIA	JÚNIOR	8	25.836	HONDA	COLÍDER	NENOMOTOS-MOTOCUBE COLÍDER-LOSS AUTOMÓV
3	1	LUIZ AZILEIRO	JÚNIOR	8	1:06.764	HONDA	ITAÚBA	
4	254	CASSIANO ROMBALDI	JÚNIOR	8	1:12.429	GASGAS	TERRA NOVA DO NOR	
5	511	VITOR AZILEIRO	JÚNIOR	7	1 Volta	KTM	ITAÚBA	

Margem da Vitoria

velocidade Media

Tempo Melhor volta

Melhor Veloc.

Melhor Volta por..

25.836

40,296

1:21.602

44,117

511 - VITOR AZILEIRO

Cronometragem: MARCOS A. MANCINI - Diretor de Prova: MÁRCIO JAYME

Orbits





GP DOS CAMPEÕES LIMMT 2024


MX1

Itaúba/MT 1,000 Km

Treino Cronometrado

15/11/2024 16:40


Qualificação iniciado em 16:18:31



Lap	Lap Tm	Diff	Time of Day	Lap	Lap Tm	Diff	Time of Day	Lap	Lap Tm	Diff	Time of Day
(333) ANDRE SÓCIO											
1	1:14.684	+3.061	16:22:31.193								
2	1:13.033	+1.410	16:23:44.226								
3	1:13.579	+1.956	16:24:57.805								
4	1:11.623		16:26:09.428								
5	1:12.997	+1.374	16:27:22.425								

Cronometragem: MARCOS A. MANCINI - Diretor de Prova: MÁRCIO JAYME

Orbits





GP DOS CAMPEÕES LIMMT 2024

Classificado pela melhor volta

MX1

Itaúba/MT 1,000 Km

Treino Cronometrado

15/11/2024 16:40

Qualificação iniciado em 16:18:31

POS	NUM	PILOTO	CATEGORIA	M. TEMPO	DIF LÍDER	MOTO	CIDADE	PATROCINADOR/EQUIPE
1	333	ANDRE SÓCIO	MX1	1:11.623		GASGAS	ALTA FLORESTA	RAMOS CONSTRUTORA

Cronometragem: MARCOS A. MANCINI - Diretor de Prova: MÁRCIO JAYME

Orbits





GP DOS CAMPEÕES LIMMT 2024


MX INTERMEDIÁRIA IMPORTADA

Itaúba/MT 1,000 Km

Treino Cronometrado

15/11/2024 16:20

Qualificação iniciado em 16:11:18



Lap	Lap Tm	Diff	Time of Day	Lap	Lap Tm	Diff	Time of Day	Lap	Lap Tm	Diff	Time of Day
(851) THIAGO FERRARETO											
1	1:18.879		16:14:29.119								
2	1:20.938	+2.059	16:15:50.057								

Cronometragem: MARCOS A. MANCINI - Diretor de Prova: MÁRCIO JAYME

Orbits





GP DOS CAMPEÕES LIMMT 2024

Classificado pela melhor volta

MX INTERMEDIÁRIA IMPORTADA

Itaúba/MT 1,000 Km

Treino Cronometrado

15/11/2024 16:20

Qualificação iniciado em 16:11:18

POS	NUM	PILOTO	CATEGORIA	M. TEMPO	DIF LÍDER	MOTO	CIDADE	PATROCINADOR/EQUIPE
1	851	THIAGO FERRARETO	IMP INTER	1:18.879		HONDA	ALTA FLORESTA	

Cronometragem: MARCOS A. MANCINI - Diretor de Prova: MÁRCIO JAYME

Orbits



GP DOS CAMPEÕES LIMMT 2024

MX LIGHT

Itaúba/MT 1,000 Km

Treino Cronometrado

15/11/2024 15:40

Qualificação iniciado em 15:58:29

Lap	Lap Tm	Diff	Time of Day	Lap	Lap Tm	Diff	Time of Day	Lap	Lap Tm	Diff	Time of Day
(81) ROMERO MACULAN											
1	1:17.555		16:01:34.675								
2	2:27.090	+1:09.535	16:04:01.765								
3	1:21.414	+3.859	16:05:23.179								
(35) MÁRCIO TOMAZ											
1	1:37.920	+2.258	16:02:03.748								
2	1:35.662		16:03:39.410								
3	1:50.348	+14.686	16:05:29.758								
4	1:42.857	+7.195	16:07:12.615								
(78) FÁBIO BOFETTE											
1	1:37.517	+1.420	16:01:47.836								
2	1:36.097		16:03:23.933								
(20) SIDNEI LOSS											
1	1:42.737		16:02:02.493								
2	1:46.320	+3.583	16:03:48.813								
3	1:46.836	+4.099	16:05:35.649								

Cronometragem: MARCOS A. MANCINI - Diretor de Prova: MÁRCIO JAYME

Orbits



GP DOS CAMPEÕES LIMMT 2024

Classificado pela melhor volta

MX LIGHT

Itaúba/MT 1,000 Km

Treino Cronometrado

15/11/2024 15:40

Qualificação iniciado em 15:58:29

POS	NUM	PILOTO	CATEGORIA	M. TEMPO	DIF LÍDER	MOTO	CIDADE	PATROCINADOR/EQUIPE
1	81	ROMERO MACULAN	LIGHT	1:17.555		YAMAHA	COLÍDER	POSTO PIT STOP COLÍDER
2	35	MÁRCIO TOMAZ	LIGHT	1:35.662	18.107	KAWASAKI	COLÍDER	RUFINO LAVA CAR-MOTO CLUB DE COLÍDER
3	78	FÁBIO BOFETTE	LIGHT	1:36.097	18.542	KAWASAKI	PARANAITA	
4	20	SIDNEI LOSS	LIGHT	1:42.737	25.182	KAWASAKI	COLIDER	

Cronometragem: MARCOS A. MANCINI - Diretor de Prova: MÁRCIO JAYME

Orbits





GP DOS CAMPEÕES LIMMT 2024


MX2

Itaúba/MT 1,000 Km

Treino Cronometrado

15/11/2024 15:20


Qualificação iniciado em 15:49:54



Lap	Lap Tm	Diff	Time of Day	Lap	Lap Tm	Diff	Time of Day	Lap	Lap Tm	Diff	Time of Day
(333) ANDRE SÓCIO											
1	1:15.136		15:52:58.348								

Cronometragem: MARCOS A. MANCINI - Diretor de Prova: MÁRCIO JAYME

Orbits





GP DOS CAMPEÕES LIMMT 2024

Classificado pela melhor volta

MX2

Itaúba/MT 1,000 Km

Treino Cronometrado


15/11/2024 15:20

Qualificação iniciado em 15:49:54

POS	NUM	PILOTO	CATEGORIA	M. TEMPO	DIF LÍDER	MOTO	CIDADE	PATROCINADOR/EQUIPE
1	333	ANDRE SÓCIO	MX2	1:15.136		GASGAS	ALTA FLORESTA	RAMOS CONSTRUTORA

Cronometragem: MARCOS A. MANCINI - Diretor de Prova: MÁRCIO JAYME

Orbits



GP DOS CAMPEÕES LIMMT 2024

MX3 / MX4

Itaúba/MT 1,000 Km

Treino Cronometrado

15/11/2024 15:00

Qualificação iniciado em 15:39:16

Lap	Lap Tm	Diff	Time of Day	Lap	Lap Tm	Diff	Time of Day	Lap	Lap Tm	Diff	Time of Day
(81) VANDERLEI MENDES											
1	1:16.655	+0.747	15:41:33.189								
2	1:37.374	+21.466	15:43:10.563								
3	1:26.852	+10.944	15:44:37.415								
4	1:15.908		15:45:53.323								
5	1:27.067	+11.159	15:47:20.390								
(81) ROMERO MACULAN											
1	1:21.060	+3.302	15:41:54.415								
2	1:17.758		15:43:12.173								
3	1:26.993	+9.235	15:44:39.166								
4	1:19.249	+1.491	15:45:58.415								



GP DOS CAMPEÕES LIMMT 2024

Classificado pela melhor volta

MX3 / MX4

Itaúba/MT 1,000 Km

Treino Cronometrado


15/11/2024 15:00

Qualificação iniciado em 15:39:16

POS	NUM	PILOTO	CATEGORIA	M. TEMPO	DIF LÍDER	MOTO	CIDADE	PATROCINADOR/EQUIPE
1	81	VANDERLEI MENDES	MX3	1:15.908		HONDA	COLÍDER	MECÂNICA MENDES-EXATA AUTO PEÇAS-MINA
2	81	ROMERO MACULAN	MX4	1:17.758	1.850	YAMAHA	COLÍDER	POSTO PIT STOP COLÍDER

Cronometragem: MARCOS A. MANCINI - Diretor de Prova: MÁRCIO JAYME

Orbits



GP DOS CAMPEÕES LIMMT 2024


MX NACIONAL FORÇA LIVRE / 35+

Itaúba/MT 1,000 Km

Treino Cronometrado

15/11/2024 14:40

Qualificação iniciado em 15:28:16



Lap	Lap Tm	Diff	Time of Day	Lap	Lap Tm	Diff	Time of Day	Lap	Lap Tm	Diff	Time of Day
(357) AYRTON PENHA											
1	1:24.220	+0.754	15:30:47.981								
2	1:23.466		15:32:11.447								
3	1:25.022	+1.556	15:33:36.469								
4	1:38.378	+14.912	15:35:14.847								

Cronometragem: MARCOS A. MANCINI - Diretor de Prova: MÁRCIO JAYME

Orbits



15, 16 e 17
NOVEMBRO
ITAÚBA

GP DOS CAMPEÕES LIMMT 2024

Classificado pela melhor volta

MX NACIONAL FORÇA LIVRE / 35+

Itaúba/MT 1,000 Km

Treino Cronometrado

15/11/2024 14:40

Qualificação iniciado em 15:28:16

POS	NUM	PILOTO	CATEGORIA	M. TEMPO	DIF LÍDER	MOTO	CIDADE	PATROCINADOR/EQUIPE
1	333	ANDRE SÓCIO	NAC FL	1:13.269		HONDA	ALTA FLORESTA	RAMOS CONSTRUTORA
2	27	MATEUS SÓCIO	NAC FL	1:21.111	7.842	HONDA	ALTA FLORESTA	
3	21	JOÃO BATISTA	NAC FL / 35	1:22.757	9.488	HONDA	COLÍDER	NENOMOTOS-MOTOCULUBE DE COLÍDER-LOSS
4	357	AYRTON PENHA	NAC FL	1:23.466	10.197	HONDA	TAPURAH	

Cronometragem: MARCOS A. MANCINI - Diretor de Prova: MÁRCIO JAYME

Orbits





GP DOS CAMPEÕES LIMMT 2024


MX JÚNIOR

Itaúba/MT 1,000 Km

Treino Cronometrado

15/11/2024 14:20

Qualificação iniciado em 15:13:12



Lap	Lap Tm	Diff	Time of Day	Lap	Lap Tm	Diff	Time of Day	Lap	Lap Tm	Diff	Time of Day
(21) THAYLA VITÓRIA											
1	2:27.348	+39.212	15:17:46.802								
2	1:48.136		15:19:34.938								
3	1:52.024	+3.888	15:21:26.962								
4	1:53.081	+4.945	15:23:20.043								

Cronometragem: MARCOS A. MANCINI - Diretor de Prova: MÁRCIO JAYME

Orbits





GP DOS CAMPEÕES LIMMT 2024

Classificado pela melhor volta

MX JÚNIOR

Itaúba/MT 1,000 Km

Treino Cronometrado

15/11/2024 14:20

Qualificação iniciado em 15:13:12

POS	NUM	PILOTO	CATEGORIA	M. TEMPO	DIF LÍDER	MOTO	CIDADE	PATROCINADOR/EQUIPE
1	21	THAYLA VITÓRIA	JÚNIOR	1:48.136		HONDA	COLÍDER	NENOMOTOS-MOTOCULUBE COLÍDER-LOSS AUT

Cronometragem: MARCOS A. MANCINI - Diretor de Prova: MÁRCIO JAYME

Orbits





15, 16 e 17
NOVEMBRO
ITAÚBA

GP DOS CAMPEÕES LIMMT 2024


MX 50cc / 65cc

Itaúba/MT 1,000 Km

Treino Cronometrado

15/11/2024 14:00

Qualificação iniciado em 14:54:07



Lap	Lap Tm	Diff	Time of Day
(189) CASSIANO ROMBALDI			
1	1:54.890	+3.084	14:58:15.347
2	1:55.897	+4.091	15:00:11.244
3	1:51.806		15:02:03.050
4	1:53.622	+1.816	15:03:56.672
5	3:30.549	+1:38.743	15:07:27.221
(100) GUSTAVO FERRARETO			
1	2:10.335	+4.406	14:59:13.650
2	2:58.182	+52.253	15:02:11.832
3	2:05.929		15:04:17.761
4	2:05.967	+0.038	15:06:23.728
5	2:13.387	+7.458	15:08:37.115
(20) LUIS FERRARETO			
1	2:15.713	+6.561	14:59:21.577
2	2:15.275	+6.123	15:01:36.852
3	2:42.523	+33.371	15:04:19.375
4	2:36.286	+27.134	15:06:55.661
5	2:09.152		15:09:04.813
(14) LUCAS FERREIRA			
1	2:27.893	+10.526	14:59:01.332
2	2:28.229	+10.862	15:01:29.561
3	2:17.367		15:03:46.928
4	3:24.413	+1:07.046	15:07:11.341
5	2:34.428	+17.061	15:09:45.769
(357) AYLLA PENHA			
1	2:39.775	+20.736	14:59:32.771
2	2:23.859	+4.820	15:01:56.630
3	2:19.039		15:04:15.669
4	2:24.057	+5.018	15:06:39.726
5	2:24.188	+5.149	15:09:03.914
(7) HEITOR MACULAN			
1	3:22.192	+54.235	15:00:22.264
2	2:56.726	+28.769	15:03:18.990
3	2:27.957		15:05:46.947
4	2:29.253	+1.296	15:08:16.200
5	2:28.835	+0.878	15:10:45.035
(16) BERNARDO ROMBALDI			
1	3:55.184	+9.702	15:02:32.606
2	4:45.129	+59.647	15:07:17.735
3	3:45.482		15:11:03.217
(85) PEDRO HENRIQUE			
1	7:28.720		15:07:25.101

Lap	Lap Tm	Diff	Time of Day
-----	--------	------	-------------

Lap	Lap Tm	Diff	Time of Day
-----	--------	------	-------------

Cronometragem: MARCOS A. MANCINI - Diretor de Prova: MÁRCIO JAYME

Orbits





GOVERNO DE
MATO GROSSO



15, 16 e 17
NOVEMBRO
ITAÚBA

GP DOS CAMPEÕES LIMMT 2024

Classificado pela melhor volta

MX 50cc / 65cc

Itaúba/MT 1,000 Km

Treino Cronometrado

15/11/2024 14:00

Qualificação iniciado em 14:54:07

POS	NUM	PILOTO	CATEGORIA	M. TEMPO	DIF LÍDER	MOTO	CIDADE	PATROCINADOR/EQUIPE
1	189	CASSIANO ROMBALDI	MX 65CC	1:51.806		YAMAHA	TERRA NOVA DO	MECÂNICA SÃO LOURENÇO
2	100	GUSTAVO FERRARETO	MX 65CC	2:05.929	14.123	KTM	ALTA FLORESTA	
3	20	LUIS FERRARETO	MX 65CC	2:09.152	17.346	KAWASAKI	PARANAITA	FAZENDA SÃO MIGUEL
4	14	LUCAS FERREIRA	MX 65CC	2:17.367	25.561	KTM	SORRISO	DALMAGRO REFRIGERAÇÃO-MUNDIAL AUTO P
5	357	AYLLA PENHA	MX 65CC	2:19.039	27.233	KTM	TAPURAH	AYCAR AUTO CENTER-POSTO TIBIRISSA-MOTOC
6	7	HEITOR MACULAN	MX 65CC	2:27.957	36.151	YAMAHA	COLÍDER	POSTO PIT STOP COLÍDER
7	16	BERNARDO ROMBALDI	MX 50CC	3:45.482	1:53.676	HONDA	TERRA NOVA DO	MECÂNICA SÃO LOURENÇO
8	85	PEDRO HENRIQUE	MX 50CC	7:28.720	5:36.914	KTM	ALTA FLORESTA	AMAZÔNIA METAL
9	93	FREDERICO HERMES	MX 50CC			YAMAHA	MATUPÁ	

Cronometragem: MARCOS A. MANCINI - Diretor de Prova: MÁRCIO JAYME

Orbits





GP DOS CAMPEÕES LIMMT 2024


MX2 JR

Itaúba/MT 1,000 Km

Treino Cronometrado

15/11/2024 13:40


Qualificação iniciado em 14:40:04



Lap	Lap Tm	Diff	Time of Day	Lap	Lap Tm	Diff	Time of Day	Lap	Lap Tm	Diff	Time of Day
(85) TIAGO FERRARETTO											
1	1:29.414	+2.225	14:46:16.222								
2	1:27.189		14:47:43.411								

Cronometragem: MARCOS A. MANCINI - Diretor de Prova: MÁRCIO JAYME

Orbits





GP DOS CAMPEÕES LIMMT 2024

Classificado pela melhor volta

MX2 JR

Itaúba/MT 1,000 Km

Treino Cronometrado


15/11/2024 13:40

Qualificação iniciado em 14:40:04

POS	NUM	PILOTO	CATEGORIA	M. TEMPO	DIF LÍDER	MOTO	CIDADE	PATROCINADOR/EQUIPE
1	85	TIAGO FERRARETTO	MX2 JR	1:27.189		KAWASAKI	ALTA FLORESTA	AMAZÔNIA METAL

Cronometragem: MARCOS A. MANCINI - Diretor de Prova: MÁRCIO JAYME

Orbits



GP DOS CAMPEÕES LIMMT 2024

MX NACIONAL INTERMEDIÁRIA

Itaúba/MT 1,000 Km

Treino Cronometrado

15/11/2024 13:20

Qualificação iniciado em 14:22:55

Lap	Lap Tm	Diff	Time of Day	Lap	Lap Tm	Diff	Time of Day	Lap	Lap Tm	Diff	Time of Day
(85) TIAGO FERRARETTO											
1	1:21.354	+0.400	14:33:02.762								
2	1:20.954		14:34:23.716								
3	1:46.836	+25.882	14:36:10.552								
(27) JOÃO PEDRO											
1	1:45.634	+20.709	14:28:41.758								
2	1:42.417	+17.492	14:30:24.175								
3	1:34.151	+9.226	14:31:58.326								
4	1:26.992	+2.067	14:33:25.318								
5	1:26.125	+1.200	14:34:51.443								
6	1:24.925		14:36:16.368								
7	1:29.595	+4.670	14:37:45.963								



GP DOS CAMPEÕES LIMMT 2024

Classificado pela melhor volta

MX NACIONAL INTERMEDIÁRIA

Itaúba/MT 1,000 Km

Treino Cronometrado

15/11/2024 13:20

Qualificação iniciado em 14:22:55

POS	NUM	PILOTO	CATEGORIA	M. TEMPO	DIF LÍDER	MOTO	CIDADE	PATROCINADOR/EQUIPE
1	85	TIAGO FERRARETTO	NAC INTER	1:20.954		HONDA	ALTA FLORESTA	AMAZÔNIA METAL
2	27	JOÃO PEDRO	NAC INTER	1:24.925	3.971	HONDA	ALTA FLORESTA	

Cronometragem: MARCOS A. MANCINI - Diretor de Prova: MÁRCIO JAYME

Orbits



GP DOS CAMPEÕES LIMMT 2024


MX NACIONAL NOVATOS

Itaúba/MT 1,000 Km

Treino Cronometrado

15/11/2024 13:00

Qualificação iniciado em 14:14:51



Lap	Lap Tm	Diff	Time of Day	Lap	Lap Tm	Diff	Time of Day	Lap	Lap Tm	Diff	Time of Day
(26) JONES FRANK											
1	1:33.579	+1.655	14:18:00.259								
2	1:31.924		14:19:32.183								
3	1:33.054	+1.130	14:21:05.237								



GP DOS CAMPEÕES LIMMT 2024

Classificado pela melhor volta

MX NACIONAL NOVATOS

Itaúba/MT 1,000 Km

Treino Cronometrado

15/11/2024 13:00

Qualificação iniciado em 14:14:51

POS	NUM	PILOTO	CATEGORIA	M. TEMPO	DIF LÍDER	MOTO	CIDADE	PATROCINADOR/EQUIPE
1	26	JONES FRANK	NAC NOV	1:31.924		HONDA	SORRISO	MUNDIAL AUTO PEÇAS

Cronometragem: MARCOS A. MANCINI - Diretor de Prova: MÁRCIO JAYME

Orbits

