

**MX LIMMT - 6a Etapa**


MX1

Santa Carmem/MT 1,000 Km

Corrida

10/11/2024 16:30

Corrida iniciado em 15:56:05




Lap	Lap Tm	Diff	Time of Day	Lap	Lap Tm	Diff	Time of Day	Lap	Lap Tm	Diff	Time of Day
<b>(90) CLEITON BORGES</b>											
1	<b>1:31.423</b>		15:58:51.564								
2	1:34.428	+3.005	16:00:25.992								
3	1:33.869	+2.446	16:01:59.861								
4	1:41.159	+9.736	16:03:41.020								
5	1:52.238	+20.815	16:05:33.258								
6	1:47.618	+16.195	16:07:20.876								
7	1:43.341	+11.918	16:09:04.217								
<b>(333) ANDRE SÓCIO</b>											
1	1:46.019	+3.391	15:59:07.709								
2	<b>1:42.628</b>		16:00:50.337								
3	1:46.435	+3.807	16:02:36.772								
4	1:45.467	+2.839	16:04:22.239								
5	1:47.955	+5.327	16:06:10.194								
6	1:54.544	+11.916	16:08:04.738								
7	2:04.490	+21.862	16:10:09.228								
<b>(711) ANDERSON CHUPEL</b>											
1	<b>1:30.874</b>		15:58:50.620								
2	1:42.894	+12.020	16:00:33.514								
3	1:45.387	+14.513	16:02:18.901								
4	2:24.607	+53.733	16:04:43.508								
5	1:56.731	+25.857	16:06:40.239								
6	2:35.696	+1:04.822	16:09:15.935								
<b>(85) JAY ALDEANY</b>											
1	<b>2:05.861</b>		15:59:42.159								
2	3:08.611	+1:02.750	16:02:50.770								
3	2:17.751	+11.890	16:05:08.521								
4	2:22.556	+16.695	16:07:31.077								
5	2:16.979	+11.118	16:09:48.056								
<b>(984) MARCOS ALEXANDRE</b>											
1	1:40.342	+2.546	15:59:03.290								
2	<b>1:37.796</b>		16:00:41.086								

MX LIMMT - 6a Etapa

Classificado por voltas

MX1 Santa Carmem/MT 1,000 Km  
Corrida 10/11/2024 16:30  
Corrida iniciado em 15:56:05



POS	NUM	PILOTO	CATEGORIA	VOLTAS	DIF LÍDER	MOTO	CIDADE	PATROCINADOR/EQUIPE
1	90	CLEITON BORGES	MX1	7		KTM	SINOP	CASA DA SUSPENSÃO, RAUCH LOCAÇÕES DE MÁQUILAS
2	333	ANDRE SÓCIO	MX1	7	1:05.011	GASGAS	ALTA FLORESTA	RAMOS CONSTRUTORA
3	711	ANDERSON CHUPEL	MX1	6	1 Volta	YAMAHA	SINOP	AGRO NOBRE
4	85	JAY ALDEANY	MX1	5	2 Voltas	KAWASAKI	NOVA UBIRATÃ	JD MOTOS-CASA DE CARNES BOI GORDO-RB RESTAURANTE
<b>Não classificado (50% = 3 Voltas)</b>								
	984	MARCOS ALEXANDRE	MX1	2	5 Voltas	GASGAS	SINOP	TEAM ZANKCO-ALQUIMIA FARMÁCIA MANIPULAÇÃO

Margem da Vitoria	velocidade Media	Tempo Melhor volta	Melhor Veloc.	Melhor Volta por..
1:05.011	32,370	1:30.874	39,615	711 - ANDERSON CHUPEL

Cronometragem: MARCOS A. MANCINI - Diretor de Prova: MÁRCIO JAYME

Orbits

## MX LIMMT - 6a Etapa


MX2 JR

Santa Carmem/MT 1,000 Km

Corrida

10/11/2024 15:30

Corrida iniciado em 15:20:56



Lap	Lap Tm	Diff	Time of Day
<b>(107) VICTOR LUIS</b>			
1	<b>1:42.021</b>		15:24:05.183
2	1:50.765	+8.744	15:25:55.948
3	1:53.017	+10.996	15:27:48.965
4	1:53.350	+11.329	15:29:42.315
5	2:07.824	+25.803	15:31:50.139
6	1:58.869	+16.848	15:33:49.008
7	2:11.077	+29.056	15:36:00.085
8	2:02.231	+20.210	15:38:02.316
<b>(3) ANDERSON CERVIERI</b>			
1	1:49.400	+3.700	15:24:14.885
2	<b>1:45.700</b>		15:26:00.385
3	1:57.740	+12.040	15:27:58.125
4	2:07.231	+21.531	15:30:05.356
5	2:04.709	+19.009	15:32:10.065
6	2:02.319	+16.619	15:34:12.384
7	1:55.948	+10.248	15:36:08.332
8	1:54.786	+9.086	15:38:03.118
<b>(975) HERNANDES JÚNIOR</b>			
1	<b>1:58.068</b>		15:24:38.229
2	2:38.734	+40.666	15:27:16.963
3	2:10.142	+12.074	15:29:27.105
4	2:11.954	+13.886	15:31:39.059
5	2:25.300	+27.232	15:34:04.359
6	2:43.018	+44.950	15:36:47.377
7	2:21.396	+23.328	15:39:08.773
<b>(46) MARELO CAVALHEIRO</b>			
1	2:57.176	+48.263	15:25:24.826
2	2:20.364	+11.451	15:27:45.190
3	2:58.819	+49.906	15:30:44.009
4	2:09.457	+0.544	15:32:53.466
5	2:10.875	+1.962	15:35:04.341
6	<b>2:08.913</b>		15:37:13.254
7	2:21.799	+12.886	15:39:35.053
<b>(87) IURY BARBOZA</b>			
1	2:22.385	+1.044	15:25:34.878
2	<b>2:21.341</b>		15:27:56.219
3	2:33.346	+12.005	15:30:29.565
4	2:23.036	+1.695	15:32:52.601
5	2:36.952	+15.611	15:35:29.553
6	3:31.071	+1:09.730	15:39:00.624
<b>(116) CARLOS HENRIQUE</b>			
1	1:53.499	+9.523	15:24:17.532
2	1:52.557	+8.581	15:26:10.089
3	1:48.902	+4.926	15:27:58.991
4	<b>1:43.976</b>		15:29:42.967
5	3:01.384	+1:17.408	15:32:44.351
<b>(556) EDSON BORGUETI</b>			
1	4:28.012	+2:28.373	15:27:02.408
2	3:36.620	+1:36.981	15:30:39.028
3	<b>1:59.639</b>		15:32:38.667
4	3:26.015	+1:26.376	15:36:04.682
5	2:05.411	+5.772	15:38:10.093
<b>(404) EDUARDO FELIPE</b>			
1	<b>1:59.859</b>		15:24:33.220
2	2:12.630	+12.771	15:26:45.850
<b>(559) JOELSON ANDRADE</b>			

Lap	Lap Tm	Diff	Time of Day
1	<b>2:19.488</b>		15:25:00.131
<b>(254) ENZO CHUPEL</b>			
1	<b>2:12.262</b>		15:25:14.320
<b>(66) LUIZ MASSARIOL</b>			
1	<b>3:22.622</b>		15:26:12.326
<b>(538) LEONARDO SCARPARO</b>			
1	<b>6:49.906</b>		15:29:36.313

MX LIMMT - 6a Etapa

Classificado por voltas

MX2 JR

Santa Carmem/MT 1,000 Km

Corrida

10/11/2024 15:30

Corrida iniciado em 15:20:56

POS	NUM	PILOTO	CATEGORIA	VOLTAS	DIF LÍDER	MOTO	CIDADE	PATROCINADOR/EQUIPE
1	107	VICTOR LUIS	MX2 JR	8		YAMAHA	SINOP	CLASSIC AUTO CENTER
2	3	ANDERSON CERVIERI	MX2 JR	8	0.402	KAWASAKI	CLÁUDIA	PANIKUS MOTO CLUBE
3	975	HERNANDES JÚNIOR	MX2 JR	7	1 Volta	YAMAHA	SINOP	TOP IMÓVEIS-DR RICARDO-ROTA 66 VEÍCULO-SUR
4	46	MARELO CAVALHEIRO	MX2 JR	7	1 Volta	YAMAHA	SINOP	
5	87	IURY BARBOZA	MX2 JR	6	2 Voltas	KAWASAKI	NOVA SANTA HELENA	ALMEIDA TERRAPLANAGEM
6	116	CARLOS HENRIQUE	MX2 JR	5	3 Voltas	HONDA	APIACÁS	FAZENDA LIMA-LÓTUS TERERE
7	556	EDSON BORGUETI	MX2 JR	5	3 Voltas	KAWASAKI	SINOP	

Não classificado (50% = 4 Voltas)

404	EDUARDO FELIPE	MX2 JR	2	6 Voltas	KAWASAKI	ALTA FLORESTA	
559	JOELSON ANDRADE	MX2 JR	1	7 Voltas	HONDA	SORRISO	
254	ENZO CHUPEL	MX2 JR	1	7 Voltas	YAMAHA	SINOP	AGRO NOBRE-ZANKCO RACING-LDG-JULIO TRAINING
66	LUIZ MASSARIOL	MX2 JR	1	7 Voltas	HONDA	SANTA CARMEM	ARAGUAIA PORTAS-FAZENDA SANDRI-ESQUINA BAR
538	LEONARDO SCARPARO	MX2 JR	1	7 Voltas	KAWASAKI	FELIZ NATAL	LE SCARPE-HORA EXTRA-PIT STOP-CONFIAUTO-CBM
69	MARCO MEYER	MX2 JR		8 Voltas	KTM	SINOP	VITOR MAURINA-CONSTRUTORA INNOVARE
281	JOÃO EHRICH	MX2 JR		8 Voltas	YAMAHA	SINOP	250K AGRICULTURA EM ALTA PERFORMANCE
70	LUIZ LIMA	MX2 JR		8 Voltas	GASGAS	SORRISO	ADVOCACIA LIMA

PILOTO #107 VICTOR LUIZ PENALIZADO EM 0:00:400 POR CORTE DE OBSTÁCULO

Margem da Vitoria	velocidade Media	Tempo Melhor volta	Melhor Veloc.	Melhor Volta por..
0.402	28,060	1:42.021	35,287	107 - VICTOR LUIS

Cronometragem: MARCOS A. MANCINI - Diretor de Prova: MÁRCIO JAYME

Orbits



**MX LIMMT - 6a Etapa**


MX INTERMEDIÁRIA IMPORTADA

Santa Carmem/MT 1,000 Km

Corrida

10/11/2024 14:30

Corrida iniciado em 14:37:14



Lap	Lap Tm	Diff	Time of Day
<b>(18) ELIANDRO JÚNIOR</b>			
1	<b>1:41.581</b>		14:40:25.422
2	1:45.166	+3.585	14:42:10.588
3	1:46.802	+5.221	14:43:57.390
4	1:54.905	+13.324	14:45:52.295
5	1:57.426	+15.845	14:47:49.721
6	2:01.245	+19.664	14:49:50.966
7	1:58.396	+16.815	14:51:49.362
8	2:01.237	+19.656	14:53:50.599
9	2:06.850	+25.269	14:55:57.449

Lap	Lap Tm	Diff	Time of Day
<b>(984) ALEX FASBINDER</b>			
1	<b>1:45.534</b>		14:40:28.020
2	1:51.052	+5.518	14:42:19.072
3	2:08.032	+22.498	14:44:27.104
4	2:21.556	+36.022	14:46:48.660
5	2:17.075	+31.541	14:49:05.735
6	2:03.469	+17.935	14:51:09.204
7	2:01.557	+16.023	14:53:10.761
8	2:05.074	+19.540	14:55:15.835
9	2:09.381	+23.847	14:57:25.216

Lap	Lap Tm	Diff	Time of Day
<b>(85) JAY ALDEANY</b>			
1	<b>1:46.730</b>		14:40:45.941
2	2:12.713	+25.983	14:42:58.654
3	2:35.168	+48.438	14:45:33.822
4	2:00.351	+13.621	14:47:34.173
5	2:02.623	+15.893	14:49:36.796
6	1:57.459	+10.729	14:51:34.255
7	2:22.874	+36.144	14:53:57.129
8	2:11.026	+24.296	14:56:08.155

Lap	Lap Tm	Diff	Time of Day
<b>(461) LUIZ KLICHOWSKI</b>			
1	2:00.168	+5.435	14:40:56.053
2	<b>1:54.733</b>		14:42:50.786
3	2:05.761	+11.028	14:44:56.547
4	2:07.710	+12.977	14:47:04.257
5	2:20.958	+26.225	14:49:25.215
6	2:30.683	+35.950	14:51:55.898
7	2:16.635	+21.902	14:54:12.533
8	2:11.473	+16.740	14:56:24.006

Lap	Lap Tm	Diff	Time of Day
<b>(55) JOSÉ DUBIELLA</b>			
1	2:08.051	+2.373	14:41:00.757
2	<b>2:05.678</b>		14:43:06.435
3	2:11.326	+5.648	14:45:17.761
4	2:13.558	+7.880	14:47:31.319
5	2:10.860	+5.182	14:49:42.179
6	2:18.279	+12.601	14:52:00.458
7	2:43.279	+37.601	14:54:43.737
8	2:23.408	+17.730	14:57:07.145

Lap	Lap Tm	Diff	Time of Day
<b>(69) MARCO MEYER</b>			
1	<b>1:43.587</b>		14:41:10.121
2	1:50.575	+6.988	14:43:00.696
3	2:09.944	+26.357	14:45:10.640
4	1:59.470	+15.883	14:47:10.110
5	1:59.203	+15.616	14:49:09.313
6	2:04.161	+20.574	14:51:13.474
7	2:41.545	+57.958	14:53:55.019
8	3:27.832	+1:44.245	14:57:22.851

Lap	Lap Tm	Diff	Time of Day
<b>(851) THIAGO FERRARETO</b>			
1	2:10.914	+5.939	14:41:29.056
2	2:09.103	+4.128	14:43:38.159

Lap	Lap Tm	Diff	Time of Day
3	2:06.051	+1.076	14:45:44.210
4	<b>2:04.975</b>		14:47:49.185
5	2:53.663	+48.708	14:50:42.868

Lap	Lap Tm	Diff	Time of Day
<b>(254) ENZO CHUPEL</b>			
1	<b>1:58.492</b>		14:40:46.682

Cronometragem: MARCOS A. MANCINI - Diretor de Prova: MÁRCIO JAYME

Orbits

MX LIMMT - 6a Etapa

Classificado por voltas

MX INTERMEDIÁRIA IMPORTADA

Santa Carmem/MT 1,000 Km

Corrida

10/11/2024 14:30

Corrida iniciado em 14:37:14

POS	NUM	PILOTO	CATEGORIA	VOLTAS	DIF LÍDER	MOTO	CIDADE	PATROCINADOR/EQUIPE
1	18	ELIANDRO JÚNIOR	IMP INTER	9		HONDA	SINOP	SS INSTALADORA CONSTRUÇÕES ELÉTRICAS-GRUPO
2	984	ALEX FASBINDER	IMP INTER	9	1:27.767	HONDA	SINOP	AGROBOI NUTRIÇÃO ANIMAL
3	85	JAY ALDEANY	IMP INTER	8	1 Volta	KAWASAKI	NOVA UBIRATÃ	JD MOTOS-CASA DE CARNES BOI GORDO-RB RESTAURANTE
4	461	LUIZ KLICHOWSKI	IMP INTER	8	1 Volta	YAMAHA	SANTA CARMEM	
5	55	JOSÉ DUBIELLA	IMP INTER	8	1 Volta	YAMAHA	SINOP	EU MESMO
6	69	MARCO MEYER	IMP INTER	8	1 Volta	KTM	SINOP	VITOR MAURINA-CONSTRUTORA INNOVARE
7	851	THIAGO FERRARETO	IMP INTER	5	4 Voltas	HONDA	ALTA FLORESTA	

Não classificado (50% = 4 Voltas)

254	ENZO CHUPEL	IMP INTER	1	8 Voltas	YAMAHA	SINOP	AGRO NOBRE-ZANKCO RACING-LDG-JULIO TRAINING
404	JOÃO PEDRO	IMP INTER		9 Voltas	KAWASAKI	ALTA FLORESTA	
26	JOHN WILLIAM	IMP INTER		9 Voltas	KAWASAKI	SINOP	ARTE FARMA-ECOCENTAURO SISTEMAS-BOX 1-10 EAI
333	MATEUS SÓCIO	IMP INTER		9 Voltas	HONDA	ALTA FLORESTA	
94	ELOIR VOLKWEIS	IMP INTER		9 Voltas	HONDA	UNIÃO DO NORTE	MANINHO MOTOS

Margem da Vitoria

velocidade Media

Tempo Melhor volta

Melhor Veloc.

Melhor Volta por..

1:27.767

28,851

1:41.581

35,440

18 - ELIANDRO JÚNIOR

Cronometragem: MARCOS A. MANCINI - Diretor de Prova: MÁRCIO JAYME

Orbits



GOVERNO DE  
**MATO GROSSO**



Prefeitura Municipal de  
**Santa Carmem**  
GESTÃO 2021/2024

**10/11**  
**6ª ETAPA**  
**SANTA CARMEM**

**MX LIMMT - 6a Etapa**


MX LIGHT

Santa Carmem/MT 1,000 Km

Corrida

10/11/2024 14:00

Corrida iniciado em 13:40:26



Lap	Lap Tm	Diff	Time of Day
<b>(556) EDSO BORGUETI</b>			
1	<b>1:52.514</b>		13:43:44.062
2	1:56.916	+4.402	13:45:40.978
3	1:58.422	+5.908	13:47:39.400
4	1:58.463	+5.949	13:49:37.863
5	1:54.215	+1.701	13:51:32.078
6	2:06.354	+13.840	13:53:38.432
7	2:14.942	+22.428	13:55:53.374

<b>(89) CRISTIAN BERNEGOZZI</b>			
1	<b>1:50.267</b>		13:43:46.858
2	1:53.247	+2.980	13:45:40.105
3	2:02.514	+12.247	13:47:42.619
4	1:54.222	+3.955	13:49:36.841
5	2:00.564	+10.297	13:51:37.405
6	2:24.777	+34.510	13:54:02.182
7	2:30.126	+39.859	13:56:32.308

<b>(46) MARCELO CAVALHEIRO</b>			
1	2:14.145	+14.377	13:44:12.692
2	2:08.031	+8.263	13:46:20.723
3	2:19.226	+19.458	13:48:39.949
4	<b>1:59.768</b>		13:50:39.717
5	2:21.643	+21.875	13:53:01.360
6	2:09.549	+9.781	13:55:10.909
7	2:08.817	+9.049	13:57:19.726

<b>(81) ROMERO MACULAN</b>			
1	<b>1:50.294</b>		13:43:37.395
2	1:53.237	+2.943	13:45:30.632
3	2:30.693	+40.399	13:48:01.325
4	2:16.743	+26.449	13:50:18.068
5	2:00.352	+10.058	13:52:18.420
6	3:20.042	+1:29.748	13:55:38.462

<b>(93) ELIANDRO PORFIRIO</b>			
1	<b>1:56.186</b>		13:43:50.291
2	2:03.452	+7.266	13:45:53.743
3	2:37.599	+41.413	13:48:31.342
4	2:49.722	+53.536	13:51:21.064
5	3:52.785	+1:56.599	13:55:13.849
6	3:20.743	+1:24.557	13:58:34.592

<b>(88) ALEX BORTOLUZZI</b>			
1	2:28.586	+21.451	13:44:36.417
2	<b>2:07.135</b>		13:46:43.552
3	3:04.314	+57.179	13:49:47.866
4	2:17.477	+10.342	13:52:05.343
5	6:01.634	+3:54.499	13:58:06.977

<b>(20) SIDNEI LOSS</b>			
1	7:34.678	+6.343	13:51:06.564
2	<b>7:28.335</b>		13:58:34.899

<b>(118) EVANDRO CHENET</b>			
1	<b>3:35.749</b>		13:46:31.891

Cronometragem: MARCOS A. MANCINI - Diretor de Prova: MÁRCIO JAYME

Orbits



MX LIMMT - 6a Etapa

Classificado por voltas

MX LIGHT

Santa Carmem/MT 1,000 Km

Corrida

10/11/2024 14:00

Corrida iniciado em 13:40:26

POS	NUM	PILOTO	CATEGORIA	VOLTAS	DIF LÍDER	MOTO	CIDADE	PATROCINADOR/EQUIPE
1	556	EDSO BORGUETI	LIGHT	7		HONDA	SINOP	
2	89	CRISTIAN BERNEGOZZI	LIGHT	7	38.934	HONDA	SINOP	BORRACHARIA SANTA FÉ-FAZENDA SANDRI-NECLO I
3	46	MARCELO CAVALHEIRO	LIGHT	7	1:26.352	YAMAHA	SINOP	SOMBRA TERRAPLANAGEM
4	81	ROMERO MACULAN	LIGHT	6	1 Volta	YAMAHA	COLÍDER	POSTO PIT STOP COLÍDER
5	93	ELIANDRO PORFIRIO	LIGHT	6	1 Volta	HONDA	SINOP	S S INSTALADORA CONSTRUÇÃO DE OBRAS ELÉTRIC
6	88	ALEX BORTOLUZZI	LIGHT	5	2 Voltas	HONDA	SINOP	TR BORTOLUZZI-CASA DAS MOTOS
7	20	SIDNEI LOSS	LIGHT	2	5 Voltas	KAWASAKI	COLIDER	
8	118	EVANDRO CHENET	LIGHT	1	6 Voltas	YAMAHA	SORRISO	
9	78	FÁBIO BOFETTE	LIGHT		7 Voltas	KAWASAKI	PARANAITA	

Margem da Vitoria

velocidade Media

Tempo Melhor volta

Melhor Veloc.

Melhor Volta por..

38.934

27,183

1:50.267

32,648

89 - CRISTIAN BERNEGOZZI

Cronometragem: MARCOS A. MANCINI - Diretor de Prova: MÁRCIO JAYME

Orbits

**MX LIMMT - 6a Etapa**


MX2

Santa Carmem/MT 1,000 Km

Corrida

10/11/2024 13:30

Corrida iniciado em 13:15:50



Lap	Lap Tm	Diff	Time of Day
<b>(90) CLEITON BORGES</b>			
1	<b>1:20.252</b>		13:18:22.633
2	1:21.837	+1.585	13:19:44.470
3	1:22.359	+2.107	13:21:06.829
4	1:23.758	+3.506	13:22:30.587
5	1:26.770	+6.518	13:23:57.357
6	1:26.909	+6.657	13:25:24.266
7	1:35.964	+15.712	13:27:00.230
8	1:29.789	+9.537	13:28:30.019
9	1:37.001	+16.749	13:30:07.020
10	1:36.567	+16.315	13:31:43.587
11	1:37.431	+17.179	13:33:21.018

Lap	Lap Tm	Diff	Time of Day
<b>(333) ANDRE SÓCIO</b>			
1	<b>1:21.668</b>		13:18:19.007
2	1:23.736	+2.068	13:19:42.743
3	1:29.482	+7.814	13:21:12.225
4	1:26.446	+4.778	13:22:38.671
5	1:28.529	+6.861	13:24:07.200
6	1:32.666	+10.998	13:25:39.866
7	1:33.470	+11.802	13:27:13.336
8	1:35.616	+13.948	13:28:48.952
9	1:37.288	+15.620	13:30:26.240
10	1:34.363	+12.695	13:32:00.603
11	1:40.563	+18.895	13:33:41.166

Lap	Lap Tm	Diff	Time of Day
<b>(4) ELTON DINIZ</b>			
1	1:28.552	+2.495	13:18:33.108
2	1:29.428	+3.371	13:20:02.536
3	1:31.536	+5.479	13:21:34.072
4	1:29.177	+3.120	13:23:03.249
5	1:34.032	+7.975	13:24:37.281
6	1:34.604	+8.547	13:26:11.885
7	1:34.598	+8.541	13:27:46.483
8	1:34.151	+8.094	13:29:20.634
9	1:34.190	+8.133	13:30:54.824
10	1:30.111	+4.054	13:32:24.935
11	<b>1:26.057</b>		13:33:50.992

Lap	Lap Tm	Diff	Time of Day
<b>(973) MARCOS ALEXANDRE</b>			
1	1:44.884	+16.477	13:18:43.444
2	1:30.021	+1.614	13:20:13.465
3	1:28.426	+0.019	13:21:41.891
4	1:29.750	+1.343	13:23:11.641
5	1:31.448	+3.041	13:24:43.089
6	1:32.095	+3.688	13:26:15.184
7	1:39.022	+10.615	13:27:54.206
8	1:33.341	+4.934	13:29:27.547
9	1:30.520	+2.113	13:30:58.067
10	1:28.416	+0.009	13:32:26.483
11	<b>1:28.407</b>		13:33:54.890

Lap	Lap Tm	Diff	Time of Day
<b>(254) ENZO CHUPEL</b>			
1	<b>1:36.266</b>		13:18:47.820
2	1:42.333	+6.067	13:20:30.153
3	1:47.281	+11.015	13:22:17.434
4	1:48.978	+12.712	13:24:06.412
5	1:49.632	+13.366	13:25:56.044
6	1:53.669	+17.403	13:27:49.713
7	1:54.489	+18.223	13:29:44.202
8	1:57.957	+21.691	13:31:42.159
9	2:04.825	+28.559	13:33:46.984

Lap	Lap Tm	Diff	Time of Day
<b>(66) LUIZ MASSARIOL</b>			
1	<b>1:44.605</b>		13:19:06.294

Cronometragem: MARCOS A. MANCINI - Diretor de Prova: MÁRCIO JAYME


Orbits



## MX LIMMT - 6a Etapa

**Classificado por voltas**

MX2 Santa Carmem/MT 1,000 Km  
 Corrida 10/11/2024 13:30  
 Corrida iniciado em 13:15:50



POS	NUM	PILOTO	CATEGORIA	VOLTAS	DIF LÍDER	MOTO	CIDADE	PATROCINADOR/EQUIPE
1	90	CLEITON BORGES	MX2	11		KTM	SINOP	CASA DA SUSPENSÃO-RAUCH LOCAÇÕES DE MÁQUIN
2	333	ANDRE SÓCIO	MX2	11	20.148	GASGAS	ALTA FLORESTA	RAMOS CONSTRUTORA
3	4	ELTON DINIZ	MX2	11	29.974	HONDA	ALTA FLORESTA	FLORESTA TRATORES-HS CONSÓRCIOS-PEBINHA TU
4	973	MARCOS ALEXANDRE	MX2	11	33.872	GASGAS	SINOP	TEAM ZANKCO , ALQUIMIA FARMÁCIA MANIPULAÇÃ
5	254	ENZO CHUPEL	MX2	9	2 Voltas	YAMAHA	SINOP	AGRO NOBRE-ZANKCO RACING-LDG-JULIO TRAINING
6	66	LUIZ MASSARIOL	MX2	5	6 Voltas	HONDA	SANTA CARMEM	ARAGUAIA PORTAS-ESQUINA BAR-FAZENDA SANDRI

Margem da Vitoria	velocidade Media	Tempo Melhor volta	Melhor Veloc.	Melhor Volta por..
20.148	37,710	1:20.252	44,859	90 - CLEITON BORGES

Cronometragem: MARCOS A. MANCINI - Diretor de Prova: MÁRCIO JAYME

Orbits

**MX LIMMT - 6a Etapa**


MX3

Santa Carmem/MT 1,000 Km

Corrida

10/11/2024 13:00

Corrida iniciado em 12:51:58



Lap	Lap Tm	Diff	Time of Day
-----	--------	------	-------------

(711) ANDERSON CHUPEL

1	<b>1:19.589</b>		12:54:28.902
2	1:21.114	+1.525	12:55:50.016
3	1:22.235	+2.646	12:57:12.251
4	1:22.088	+2.499	12:58:34.339
5	1:23.122	+3.533	12:59:57.461
6	1:25.260	+5.671	13:01:22.721
7	1:34.387	+14.798	13:02:57.108
8	1:33.244	+13.655	13:04:30.352

(122) EMERSON PERONDI

1	1:20.546	+0.028	12:54:31.835
2	1:20.577	+0.059	12:55:52.412
3	1:22.383	+1.865	12:57:14.795
4	<b>1:20.518</b>		12:58:35.313
5	1:23.231	+2.713	12:59:58.544
6	1:39.975	+19.457	13:01:38.519
7	1:27.097	+6.579	13:03:05.616
8	1:32.503	+11.985	13:04:38.119

(81) VANDERLEI MENDES

1	<b>1:21.521</b>		12:54:36.854
2	1:26.113	+4.592	12:56:02.967
3	1:26.929	+5.408	12:57:29.896
4	1:26.968	+5.447	12:58:56.864
5	1:28.056	+6.535	13:00:24.920
6	1:31.149	+9.628	13:01:56.069
7	1:29.862	+8.341	13:03:25.931
8	1:33.093	+11.572	13:04:59.024

(222) SIMÃO LIMA

1	1:27.977	+5.544	12:54:51.163
2	<b>1:22.433</b>		12:56:13.596
3	1:24.978	+2.545	12:57:38.574
4	1:27.061	+4.628	12:59:05.635
5	1:28.569	+6.136	13:00:34.204
6	1:28.292	+5.859	13:02:02.496
7	1:27.711	+5.278	13:03:30.207
8	1:35.007	+12.574	13:05:05.214

(85) JAY ALDEANY

1	1:27.597	+1.049	12:54:45.257
2	<b>1:26.548</b>		12:56:11.805
3	1:28.898	+2.350	12:57:40.703
4	1:29.014	+2.466	12:59:09.717
5	1:27.758	+1.210	13:00:37.475
6	1:31.134	+4.586	13:02:08.609
7	1:30.565	+4.017	13:03:39.174
8	1:39.213	+12.665	13:05:18.387

(26) JOHN WILLIAM

1	<b>1:26.312</b>		12:54:43.111
2	1:30.415	+4.103	12:56:13.526
3	1:33.346	+7.034	12:57:46.872
4	1:38.073	+11.761	12:59:24.945
5	1:38.764	+12.452	13:01:03.709

(79) OLAIR BORGES

1	<b>1:24.817</b>		12:54:44.059
2	1:49.043	+24.226	12:56:33.102


Lap	Lap Tm	Diff	Time of Day
-----	--------	------	-------------

Lap	Lap Tm	Diff	Time of Day
-----	--------	------	-------------

MX LIMMT - 6a Etapa

Classificado por voltas

MX3 Santa Carmem/MT 1,000 Km  
Corrida 10/11/2024 13:00  
Corrida iniciado em 12:51:58



POS	NUM	PILOTO	CATEGORIA	VOLTAS	DIF LÍDER	MOTO	CIDADE	PATROCINADOR/EQUIPE
1	711	ANDERSON CHUPEL	MX3	8		YAMAHA	SINOP	AGRO NOBRE
2	122	EMERSON PERONDI	MX3	8	7.767	YAMAHA	CLÁUDIA	FAZENDA DONA TEREZA-PANIKUS MOTO CLUBE
3	81	VANDERLEI MENDES	MX3	8	28.672	HONDA	COLÍDER	MECÂNICA MENDES-EXATA AUTO PEÇAS-MINAS TUR
4	222	SIMÃO LIMA	MX3	8	34.862	KAWASAKI	GUARANTÃ DO NORT	
5	85	JAY ALDEANY	MX3	8	48.035	KAWASAKI	NOVA UBIRATÃ	JD MOTOS-CASA DE CARNES BOI GORDO-RB RESTAI
6	26	JOHN WILLIAM	MX3	5	3 Voltas	KAWASAKI	SINOP	ECCENTAURO SISTEMAS-ARTE FARMA-BOX 1-GRUP

Não classificado (50% = 4 Voltas)

79	OLAIR BORGES	MX3	2	6 Voltas	YAMAHA	SINOP	CASA DAS MOTOS
----	--------------	-----	---	----------	--------	-------	----------------

Margem da Vitoria	velocidade Media	Tempo Melhor volta	Melhor Veloc.	Melhor Volta por..
7.767	38,296	1:19.589	45,232	711 - ANDERSON CHUPEL

Cronometragem: MARCOS A. MANCINI - Diretor de Prova: MÁRCIO JAYME

Orbits

MX LIMMT - 6a Etapa

MX FORÇA LIVRE NACIONAL / 35+

Santa Carmem/MT 1,000 Km

Corrida

10/11/2024 10:40

Corrida iniciado em 10:54:30

Lap	Lap Tm	Diff	Time of Day
<b>(90) CLEITON BORGES</b>			
1	1:03.556	+0.958	10:56:26.843
2	1:03.160	+0.562	10:57:30.003
3	1:03.285	+0.687	10:58:33.288
4	1:02.861	+0.263	10:59:36.149
5	1:03.217	+0.619	11:00:39.366
6	1:02.961	+0.363	11:01:42.327
7	1:03.404	+0.806	11:02:45.731
8	1:03.075	+0.477	11:03:48.806
9	<b>1:02.598</b>		11:04:51.404
10	1:03.347	+0.749	11:05:54.751
11	1:03.913	+1.315	11:06:58.664
12	1:03.102	+0.504	11:08:01.766
13	1:03.473	+0.875	11:09:05.239
14	1:03.471	+0.873	11:10:08.710
15	1:03.131	+0.533	11:11:11.841

Lap	Lap Tm	Diff	Time of Day
<b>(973) MARCOS ALEXANDRE</b>			
1	1:03.679	+1.084	10:56:27.502
2	1:03.111	+0.516	10:57:30.613
3	1:03.153	+0.558	10:58:33.766
4	1:03.627	+1.032	10:59:37.393
5	1:02.747	+0.152	11:00:40.140
6	1:02.732	+0.137	11:01:42.872
7	1:03.234	+0.639	11:02:46.106
8	1:02.937	+0.342	11:03:49.043
9	<b>1:02.595</b>		11:04:51.638
10	1:04.300	+1.705	11:05:55.938
11	1:03.639	+1.044	11:06:59.577
12	1:03.236	+0.641	11:08:02.813
13	1:03.299	+0.704	11:09:06.112
14	1:03.614	+1.019	11:10:09.726
15	1:03.252	+0.657	11:11:12.978

Lap	Lap Tm	Diff	Time of Day
<b>(333) ANDRE SÓCIO</b>			
1	1:06.213	+1.034	10:56:32.181
2	<b>1:05.179</b>		10:57:37.360
3	1:05.653	+0.474	10:58:43.013
4	1:05.423	+0.244	10:59:48.436
5	1:06.581	+1.402	11:00:55.017
6	1:05.826	+0.647	11:02:00.843
7	1:07.382	+2.203	11:03:08.225
8	1:07.044	+1.865	11:04:15.269
9	1:11.471	+6.292	11:05:26.740
10	1:07.834	+2.655	11:06:34.574
11	1:08.097	+2.918	11:07:42.671
12	1:07.747	+2.568	11:08:50.418
13	1:08.514	+3.335	11:09:58.932
14	1:09.609	+4.430	11:11:08.541
15	1:10.535	+5.356	11:12:19.076

Lap	Lap Tm	Diff	Time of Day
<b>(21) JOÃO BATISTA</b>			
1	1:08.986	+0.609	10:56:40.830
2	1:08.590	+0.213	10:57:49.420
3	1:08.659	+0.282	10:58:58.079
4	1:08.838	+0.461	11:00:06.917
5	<b>1:08.377</b>		11:01:15.294
6	1:08.603	+0.226	11:02:23.897
7	1:09.235	+0.858	11:03:33.132
8	1:09.390	+1.013	11:04:42.522
9	1:10.799	+2.422	11:05:53.321
10	1:12.552	+4.175	11:07:05.873
11	1:10.226	+1.849	11:08:16.099
12	1:10.502	+2.125	11:09:26.601
13	1:11.146	+2.769	11:10:37.747

Lap	Lap Tm	Diff	Time of Day
14	1:12.764	+4.387	11:11:50.511
<b>(26) JOHN WILLIAM</b>			
1	1:09.139	+0.164	10:56:37.139
2	1:09.345	+0.370	10:57:46.484
3	1:09.166	+0.191	10:58:55.650
4	1:09.306	+0.331	11:00:04.956
5	1:09.133	+0.158	11:01:14.089
6	1:09.077	+0.102	11:02:23.166
7	<b>1:08.975</b>		11:03:32.141
8	1:09.216	+0.241	11:04:41.357
9	1:19.993	+11.018	11:06:01.350
10	1:13.429	+4.454	11:07:14.779
11	1:12.053	+3.078	11:08:26.832
12	1:11.564	+2.589	11:09:38.396
13	1:11.968	+2.993	11:10:50.364
14	1:13.303	+4.328	11:12:03.667

Lap	Lap Tm	Diff	Time of Day
<b>(94) ELOIR VOLKWEIS</b>			
1	1:11.027	+1.447	10:56:46.390
2	<b>1:09.580</b>		10:57:55.970
3	1:10.455	+0.875	10:59:06.425
4	1:09.608	+0.028	11:00:16.033
5	1:10.597	+1.017	11:01:26.630
6	1:10.727	+1.147	11:02:37.357
7	1:11.504	+1.924	11:03:48.861
8	1:11.952	+2.372	11:05:00.813
9	1:11.890	+2.310	11:06:12.703
10	1:11.690	+2.110	11:07:24.393
11	1:10.946	+1.366	11:08:35.339
12	1:11.963	+2.383	11:09:47.302
13	1:12.546	+2.966	11:10:59.848
14	1:18.076	+8.496	11:12:17.924

Lap	Lap Tm	Diff	Time of Day
<b>(38) RIAN PIOVESAN</b>			
1	1:09.779	+0.490	10:56:38.664
2	1:09.575	+0.286	10:57:48.239
3	<b>1:09.289</b>		10:58:57.528
4	1:10.392	+1.103	11:00:07.920
5	1:21.582	+12.293	11:01:29.502
6	1:23.358	+14.069	11:02:52.860
7	1:14.127	+4.838	11:04:06.987
8	1:15.353	+6.064	11:05:22.340
9	1:18.445	+9.156	11:06:40.785
10	1:26.593	+17.304	11:08:07.378
11	1:17.023	+7.734	11:09:24.401
12	1:18.957	+9.668	11:10:43.358
13	1:16.121	+6.832	11:11:59.479

Lap	Lap Tm	Diff	Time of Day
<b>(461) GILMAR MORENO</b>			
1	<b>1:12.871</b>		10:56:44.597
2	1:14.034	+1.163	10:57:58.631
3	1:15.410	+2.539	10:59:14.041
4	1:13.960	+1.089	11:00:28.001
5	1:18.637	+5.766	11:01:46.638
6	1:15.329	+2.458	11:03:01.967
7	1:17.824	+4.953	11:04:19.791
8	1:17.478	+4.607	11:05:37.269
9	1:15.261	+2.390	11:06:52.530
10	1:20.073	+7.202	11:08:12.603
11	1:18.056	+5.185	11:09:30.659
12	1:15.975	+3.104	11:10:46.634
13	1:14.392	+1.521	11:12:01.026

Lap	Lap Tm	Diff	Time of Day
<b>(400) RODRIGO CIDELI</b>			
1	<b>1:14.457</b>		10:56:52.700

Lap	Lap Tm	Diff	Time of Day
2	1:16.276	+1.819	10:58:08.976
3	1:15.729	+1.272	10:59:24.705
4	1:16.519	+2.062	11:00:41.224
5	1:16.296	+1.839	11:01:57.520
6	1:17.706	+3.249	11:03:15.226
7	1:16.290	+1.833	11:04:31.516
8	1:17.077	+2.620	11:05:48.593
9	1:17.844	+3.387	11:07:06.437
10	1:19.244	+4.787	11:08:25.681
11	1:19.799	+5.342	11:09:45.480
12	1:18.257	+3.800	11:11:03.737
13	1:19.796	+5.339	11:12:23.533

Lap	Lap Tm	Diff	Time of Day
<b>(78) FABIO BOFETTE</b>			
1	1:19.604	+0.744	10:57:00.513
2	<b>1:18.860</b>		10:58:19.373
3	1:23.369	+4.509	10:59:42.742
4	1:21.918	+3.058	11:01:04.660
5	1:24.021	+5.161	11:02:28.681
6	1:22.103	+3.243	11:03:50.784
7	1:21.256	+2.396	11:05:12.040
8	1:19.714	+0.854	11:06:31.754
9	1:21.098	+2.238	11:07:52.852
10	1:21.970	+3.110	11:09:14.822
11	1:22.184	+3.324	11:10:37.006
12	1:20.085	+1.225	11:11:57.091

Lap	Lap Tm	Diff	Time of Day
<b>(27) MATEUS SÓCIO</b>			
1	1:11.251	+0.774	10:56:54.760
2	<b>1:10.477</b>		10:58:05.237
3	1:12.975	+2.498	10:59:18.212
4	1:11.489	+1.012	11:00:29.701
5	1:11.527	+1.050	11:01:41.228
6	1:14.531	+4.054	11:02:55.759
7	1:11.698	+1.221	11:04:07.457
8	1:20.099	+9.622	11:05:27.556
9	2:02.488	+52.011	11:07:30.044
10	2:02.146	+51.669	11:09:32.190
11	2:00.335	+49.858	11:11:32.525

## MX LIMMT - 6a Etapa

## Classificado por voltas

MX FORÇA LIVRE NACIONAL / 35+

Santa Carmem/MT 1,000 Km

Corrida

10/11/2024 10:40

Corrida iniciado em 10:54:30

POS	NUM	PILOTO	CATEGORIA	VOLTAS	DIF LÍDER	MOTO	CIDADE	PATROCINADOR/EQUIPE
1	90	CLEITON BORGES	NAC FL	15		HONDA	SINOP	CASA DA SUSPENSÃO-RAUCH LOCAÇÕES DE MÁQUIN
2	973	MARCOS ALEXANDRE	NAC FL	15	1.137	HONDA	SINOP	TEAM ZANKCO-ALQUIMIA FARMÁCIA MANIPULAÇÃO
3	333	ANDRE SÓCIO	NAC FL	15	1:07.235	HONDA	ALTA FLORESTA	RAMOS CONSTRUTORA
4	21	JOÃO BATISTA	NAC FL / 35	14	1 Volta	HONDA	COLÍDER	NENOMOTOS-MOTOCULUBE DE COLÍDER-LOSS AUTOI
5	26	JOHN WILLIAM	NAC FL / 35	14	1 Volta	HONDA	SINOP	
6	94	ELOIR VOLKWEIS	NAC FL / 35	14	1 Volta	HONDA	UNIÃO DO NORTE	MANINHO MOTOS
7	38	RIAN PIOVESAN	NAC FL	13	2 Voltas	HONDA	JAPURANA	FAZENDA MARIA BONITA-CHURRASCARIA E RESTAUI
8	461	GILMAR MORENO	35	13	2 Voltas	HONDA	SINOP	BOX1 MULTIMARCAS-IDEAL OFFROAD-RODOTREM
9	400	RODRIGO CIDELI	35	13	2 Voltas	HONDA	SINOP	
10	78	FABIO BOFETTE	35	12	3 Voltas	HONDA	PARANAITA	
11	27	MATEUS SÓCIO	NAC FL	11	4 Voltas	HONDA	ALTA FLORESTA	

Margem da Vitoria

velocidade Media

Tempo Melhor volta

Melhor Veloc.

Melhor Volta por..

1.137

53,916

1:02.595

57,513

973 - MARCOS ALEXANDRE

Cronometragem: MARCOS A. MANCINI - Diretor de Prova: MÁRCIO JAYME

Orbits



MX LIMMT - 6a Etapa


MX NOVATOS NACIONAL

Santa Carmem/MT 1,000 Km

Corrida

10/11/2024 10:20

Corrida iniciado em 10:28:44



Lap	Lap Tm	Diff	Time of Day
<b>(7) HERNANDES JÚNIOR</b>			
1	1:11.392	+3.576	10:30:56.359
2	1:10.979	+3.163	10:32:07.338
3	1:07.954	+0.138	10:33:15.292
4	<b>1:07.816</b>		10:34:23.108
5	1:08.552	+0.736	10:35:31.660
6	1:08.583	+0.767	10:36:40.243
7	1:09.368	+1.552	10:37:49.611
8	1:10.253	+2.437	10:38:59.864
9	1:10.516	+2.700	10:40:10.380

Lap	Lap Tm	Diff	Time of Day
<b>(85) TIAGO FERRARETTO</b>			
1	1:12.244	+2.281	10:30:55.848
2	1:11.220	+1.257	10:32:07.068
3	1:10.125	+0.162	10:33:17.193
4	<b>1:09.963</b>		10:34:27.156
5	1:10.273	+0.310	10:35:37.429
6	1:11.048	+1.085	10:36:48.477
7	1:10.237	+0.274	10:37:58.714
8	1:10.347	+0.384	10:39:09.061
9	1:11.888	+1.925	10:40:20.949

Lap	Lap Tm	Diff	Time of Day
<b>(461) JOÃO EHRICH</b>			
1	1:10.946	+1.014	10:30:57.040
2	1:10.650	+0.718	10:32:07.690
3	1:10.247	+0.315	10:33:17.937
4	<b>1:09.932</b>		10:34:27.869
5	1:10.268	+0.336	10:35:38.137
6	1:10.903	+0.971	10:36:49.040
7	1:10.605	+0.673	10:37:59.645
8	1:11.210	+1.278	10:39:10.855
9	1:10.906	+0.974	10:40:21.761

Lap	Lap Tm	Diff	Time of Day
<b>(12) VITOR HUGO</b>			
1	1:11.550	+1.758	10:30:57.314
2	1:11.095	+1.303	10:32:08.409
3	1:10.177	+0.385	10:33:18.586
4	1:10.434	+0.642	10:34:29.020
5	<b>1:09.792</b>		10:35:38.812
6	1:10.995	+1.203	10:36:49.807
7	1:10.957	+1.165	10:38:00.764
8	1:11.029	+1.237	10:39:11.793
9	1:10.963	+1.171	10:40:22.756

Lap	Lap Tm	Diff	Time of Day
<b>(184) RODRIGO LINDOLFO</b>			
1	1:11.495	+0.701	10:30:58.758
2	1:11.540	+0.746	10:32:10.298
3	1:11.873	+1.079	10:33:22.171
4	<b>1:10.794</b>		10:34:32.965
5	1:11.738	+0.944	10:35:44.703
6	1:12.125	+1.331	10:36:56.828
7	1:13.226	+2.432	10:38:10.054
8	1:14.247	+3.453	10:39:24.301
9	1:16.721	+5.927	10:40:41.022

Lap	Lap Tm	Diff	Time of Day
<b>(2) ICARO ORTEGA</b>			
1	1:13.261	+1.206	10:31:02.356
2	1:13.280	+1.225	10:32:15.636
3	1:13.409	+1.354	10:33:29.045
4	1:14.343	+2.288	10:34:43.388
5	1:13.254	+1.199	10:35:56.642
6	1:13.435	+1.380	10:37:10.077
7	1:14.659	+2.604	10:38:24.736
8	<b>1:12.055</b>		10:39:36.791
9	1:16.415	+4.360	10:40:53.206

Lap	Lap Tm	Diff	Time of Day
<b>(370) FERNANDO MALLMANN</b>			
1	1:13.547	+0.822	10:31:01.686
2	<b>1:12.725</b>		10:32:14.411
3	1:13.969	+1.244	10:33:28.380
4	1:13.406	+0.681	10:34:41.786
5	1:13.653	+0.928	10:35:55.439
6	1:13.516	+0.791	10:37:08.955
7	1:15.445	+2.720	10:38:24.400
8	1:14.738	+2.013	10:39:39.138
9	1:15.496	+2.771	10:40:54.634

Lap	Lap Tm	Diff	Time of Day
<b>(3) LUCAS ESPAIRAINE</b>			
1	1:16.784	+0.929	10:31:07.490
2	1:20.227	+4.372	10:32:27.717
3	<b>1:15.855</b>		10:33:43.572
4	1:17.297	+1.442	10:35:00.869
5	1:16.693	+0.838	10:36:17.562
6	1:16.585	+0.730	10:37:34.147
7	1:17.134	+1.279	10:38:51.281
8	1:16.019	+0.164	10:40:07.300
9	1:18.394	+2.539	10:41:25.694

Lap	Lap Tm	Diff	Time of Day
<b>(22) LEONARDO MASSARIOL</b>			
1	1:20.192	+1.201	10:31:11.941
2	1:33.344	+14.353	10:32:45.285
3	1:22.123	+3.132	10:34:07.408
4	1:21.664	+2.673	10:35:29.072
5	<b>1:18.991</b>		10:36:48.063
6	1:19.734	+0.743	10:38:07.797
7	1:26.944	+7.953	10:39:34.741
8	1:20.573	+1.582	10:40:55.314

Lap	Lap Tm	Diff	Time of Day
<b>(27) JOÃO PEDRO</b>			
1	1:14.245	+0.675	10:30:55.898
2	1:13.763	+0.193	10:32:09.661
3	<b>1:13.570</b>		10:33:23.231
4	1:14.533	+0.963	10:34:37.764
5	1:13.805	+0.235	10:35:51.569
6	1:13.605	+0.035	10:37:05.174

MX LIMMT - 6a Etapa

Classificado por voltas

MX NOVATOS NACIONAL

Santa Carmem/MT 1,000 Km

Corrida

10/11/2024 10:20

Corrida iniciado em 10:28:44

POS	NUM	PILOTO	CATEGORIA	VOLTAS	DIF LÍDER	MOTO	CIDADE	PATROCINADOR/EQUIPE
1	7	HERNANDES JÚNIOR	NAC NOV	9		HONDA	SINOP	MEU SALGADO FAVORITO-JRC EMPREENDIMENTOS-:
2	85	TIAGO FERRARETTO	NAC NOV	9	10.569	HONDA	ALTA FLORESTA	AMAZÔNIA METAL
3	461	JOÃO EHRICH	NAC NOV	9	11.381	HONDA	SINOP	BOX 1 MULTIMARCAS-HONDA MOTO IDEAL-JOELSON
4	12	VITOR HUGO	NAC NOV	9	12.376	HONDA	SORRISO	
5	184	RODRIGO LINDOLFO	NAC NOV	9	30.642	HONDA	COLÍDER	MACULAN TRANSPORTES-LÍDER MADEIRA-GORDIR AI
6	2	ICARO ORTEGA	NAC NOV	9	42.826	HONDA	SINOP	
7	370	FERNANDO MALLMANN	NAC NOV	9	44.254	HONDA	FELIZ NATAL	
8	3	LUCAS ESPAIRAINE	NAC NOV	9	1:15.314	HONDA	NOVA UBIRATÃ	
9	22	LEONARDO MASSARIOL	NAC NOV	8	1 Volta	HONDA	SINOP	ARAGUAIA PORTAS
10	27	JOÃO PEDRO	NAC NOV	6	3 Voltas	HONDA	ALTA FLORESTA	

Não classificado (50% = 4 Voltas)

333	MATEUS SÓCIO	NAC NOV		9 Voltas	HONDA	ALTA FLORESTA	CONSTRUTORA RAMOS
38	LEONARDO MAITELLI	NAC NOV		9 Voltas	HONDA	ALTA FLORESTA	ALMEIDA TERRAPLANAGEM-RESTAURANTE PIOVESANA

Margem da Vitoria

velocidade Media

Tempo Melhor volta

Melhor Veloc.

Melhor Volta por..

10.569

47,230

1:07.816

53,085

7 - HERNANDES JÚNIOR

Cronometragem: MARCOS A. MANCINI - Diretor de Prova: MÁRCIO JAYME

Orbits

MX LIMMT - 6a Etapa

MX4 Santa Carmem/MT 1,000 Km

Corrida 10/11/2024 10:00

Corrida iniciado em 10:00:13

Lap	Lap Tm	Diff	Time of Day	Lap	Lap Tm	Diff	Time of Day	Lap	Lap Tm	Diff	Time of Day		
<b>(122) EMERSON PERONDI</b>													
1	1:05.753	+0.017	10:02:13.958	1	1:08.584		10:02:20.852	7	1:18.950	+2.033	10:10:39.400		
2	1:05.736		10:03:19.694	2	1:09.051	+0.467	10:03:29.903	8	1:21.465	+4.548	10:12:00.865		
3	1:06.254	+0.518	10:04:25.948	3	1:09.612	+1.028	10:04:39.515	9	1:18.061	+1.144	10:13:18.926		
4	1:06.547	+0.811	10:05:32.495	4	1:09.729	+1.145	10:05:49.244	10	1:20.871	+3.954	10:14:39.797		
5	1:07.304	+1.568	10:06:39.799	5	1:10.893	+2.309	10:07:00.137	11	1:20.099	+3.182	10:15:59.896		
6	1:07.509	+1.773	10:07:47.308	6	1:09.878	+1.294	10:08:10.015	12	1:20.487	+3.570	10:17:20.383		
7	1:08.174	+2.438	10:08:55.482	7	1:10.928	+2.344	10:09:20.943						
8	1:07.233	+1.497	10:10:02.715	8	1:11.004	+2.420	10:10:31.947						
9	1:07.625	+1.889	10:11:10.340	9	1:10.857	+2.273	10:11:42.804						
10	1:07.791	+2.055	10:12:18.131	10	1:10.614	+2.030	10:12:53.418						
11	1:08.292	+2.556	10:13:26.423	11	1:11.704	+3.120	10:14:05.122						
12	1:09.349	+3.613	10:14:35.772	12	1:12.313	+3.729	10:15:17.435						
13	1:08.726	+2.990	10:15:44.498	13	1:12.210	+3.626	10:16:29.645						
14	1:07.878	+2.142	10:16:52.376	14	1:12.466	+3.882	10:17:42.111						
<b>(79) OLAIR BORGES</b>													
1	1:08.908	+1.897	10:02:22.073	<b>(93) ELIANDRO PORFIRIO</b>									
2	1:08.374	+1.363	10:03:30.447	1	1:10.790	+0.140	10:02:26.205						
3	1:08.306	+1.295	10:04:38.753	2	1:10.920	+0.270	10:03:37.125						
4	1:07.374	+0.363	10:05:46.127	3	1:10.676	+0.026	10:04:47.801						
5	1:07.011		10:06:53.138	4	1:10.650		10:05:58.451						
6	1:07.654	+0.643	10:08:00.792	5	1:10.792	+0.142	10:07:09.243						
7	1:08.508	+1.497	10:09:09.300	6	1:11.368	+0.718	10:08:20.611						
8	1:07.702	+0.691	10:10:17.002	7	1:11.635	+0.985	10:09:32.246						
9	1:08.379	+1.368	10:11:25.381	8	1:11.556	+0.906	10:10:43.802						
10	1:08.446	+1.435	10:12:33.827	9	1:11.933	+1.283	10:11:55.735						
11	1:07.729	+0.718	10:13:41.556	10	1:11.392	+0.742	10:13:07.127						
12	1:08.771	+1.760	10:14:50.327	11	1:11.549	+0.899	10:14:18.676						
13	1:08.300	+1.289	10:15:58.627	12	1:12.524	+1.874	10:15:31.200						
14	1:08.745	+1.734	10:17:07.372	13	1:12.310	+1.660	10:16:43.510						
				14	1:17.563	+6.913	10:18:01.073						
<b>(21) JOÃO BATISTA</b>													
1	1:08.642	+1.009	10:02:19.108	<b>(461) GILMAR MORENO</b>									
2	1:08.328	+0.695	10:03:27.436	1	1:08.807		10:02:22.791						
3	1:08.181	+0.548	10:04:35.617	2	1:09.313	+0.506	10:03:32.104						
4	1:08.515	+0.882	10:05:44.132	3	1:09.320	+0.513	10:04:41.424						
5	1:08.192	+0.559	10:06:52.324	4	1:09.468	+0.661	10:05:50.892						
6	1:07.979	+0.346	10:08:00.303	5	1:10.204	+1.397	10:07:01.096						
7	1:08.706	+1.073	10:09:09.009	6	1:09.786	+0.979	10:08:10.882						
8	1:07.633		10:10:16.642	7	1:10.630	+1.823	10:09:21.512						
9	1:08.159	+0.526	10:11:24.801	8	1:29.005	+20.198	10:10:50.517						
10	1:08.114	+0.481	10:12:32.915	9	1:10.504	+1.697	10:12:01.021						
11	1:08.173	+0.540	10:13:41.088	10	1:12.070	+3.263	10:13:13.091						
12	1:08.714	+1.081	10:14:49.802	11	1:12.912	+4.105	10:14:26.003						
13	1:09.356	+1.723	10:15:59.158	12	1:13.622	+4.815	10:15:39.625						
14	1:08.543	+0.910	10:17:07.701	<b>(80) ANDERSON DUTRA</b>									
				1	1:16.061	+0.534	10:02:36.939						
<b>(984) ALEX FASBINDER</b>													
1	1:08.872		10:02:21.700	2	1:16.111	+0.584	10:03:53.050						
2	1:09.933	+1.061	10:03:31.633	3	1:15.877	+0.350	10:05:08.927						
3	1:09.376	+0.504	10:04:41.009	4	1:15.527		10:06:24.454						
4	1:09.377	+0.505	10:05:50.386	5	1:17.326	+1.799	10:07:41.780						
5	1:09.322	+0.450	10:06:59.708	6	1:18.450	+2.923	10:09:00.230						
6	1:09.552	+0.680	10:08:09.260	7	1:21.356	+5.829	10:10:21.586						
7	1:10.476	+1.604	10:09:19.736	8	1:18.342	+2.815	10:11:39.928						
8	1:10.194	+1.322	10:10:29.930	9	1:21.926	+6.399	10:13:01.854						
9	1:10.852	+1.980	10:11:40.782	10	1:22.863	+7.336	10:14:24.717						
10	1:10.783	+1.911	10:12:51.565	11	1:24.260	+8.733	10:15:48.977						
11	1:10.932	+2.060	10:14:02.497	12	1:22.229	+6.702	10:17:11.206						
12	1:11.764	+2.892	10:15:14.261	<b>(118) EVANDRO CHENET</b>									
13	1:11.410	+2.538	10:16:25.671	1	1:19.676	+2.759	10:02:41.325						
14	1:12.895	+4.023	10:17:38.566	2	1:17.552	+0.635	10:03:58.877						
				3	1:16.917		10:05:15.794						
<b>(81) ROMERO MACULAN</b>													
				4	1:17.275	+0.358	10:06:33.069						
				5	1:19.128	+2.211	10:07:52.197						
				6	1:28.253	+11.336	10:09:20.450						

## MX LIMMT - 6a Etapa

## Classificado por voltas

MX4

Santa Carmem/MT 1,000 Km

Corrida

10/11/2024 10:00

Corrida iniciado em 10:00:13

POS	NUM	PILOTO	CATEGORIA	VOLTAS	DIF LÍDER	MOTO	CIDADE	PATROCINADOR/EQUIPE
1	122	EMERSON PERONDI	MX4	14		YAMAHA	CLÁUDIA	FAZENDA DONA TEREZA-PANIKUS MOTO CLUBE
2	79	OLAIR BORGES	MX4	14	14.996	YAMAHA	SINOP	CASA DAS MOTOS
3	21	JOÃO BATISTA	MX4	14	15.325	HONDA	COLÍDER	NENOMOTOS-MOTOCUBE DE COLÍDER-LOSS AUTOI
4	984	ALEX FASBINDER	MX4	14	46.190	HONDA	SINOP	AGROBOI NUTRIÇÃO ANIMAL
5	81	ROMERO MACULAN	MX4	14	49.735	YAMAHA	COLÍDER	POSTO PIT STOP COLÍDER
6	93	ELIANDRO PORFIRIO	MX4	14	1:08.697	HONDA	SINOP	S S INSTALADORA CONSTRUÇÃO DE OBRAS ELÉTRIC
7	461	GILMAR MORENO	MX4	12	2 Voltas	KAWASAKI	SINOP	BOX1 MULTIMARCAS-IDEAL OFFROAD-RODOTREM
8	80	ANDERSON DUTRA	MX4	12	2 Voltas	HONDA	SORRISO	AGRO DIRETO-CHICÃO MX SCHOOL
9	118	EVANDRO CHENET	MX4	12	2 Voltas	YAMAHA	SORRISO	

Margem da Vitoria

velocidade Media

Tempo Melhor volta

Melhor Veloc.

Melhor Volta por..

14.996

50,465

1:05.736

54,765

122 - EMERSON PERONDI

Cronometragem: MARCOS A. MANCINI - Diretor de Prova: MÁRCIO JAYME

Orbits

**MX LIMMT - 6a Etapa**


MX JÚNIOR

Santa Carmem/MT 1,000 Km

Corrida

09/11/2024 17:00

Corrida iniciado em 16:52:33



Lap	Lap Tm	Diff	Time of Day
<b>(254) ENZO CHUPEL</b>			
1	<b>1:09.856</b>		16:54:43.866
2	1:10.878	+1.022	16:55:54.744
3	1:11.621	+1.765	16:57:06.365
4	1:10.920	+1.064	16:58:17.285
5	1:11.390	+1.534	16:59:28.675
6	1:10.718	+0.862	17:00:39.393
7	1:12.415	+2.559	17:01:51.808
8	1:11.648	+1.792	17:03:03.456
9	1:17.362	+7.506	17:04:20.818

Lap	Lap Tm	Diff	Time of Day
<b>(70) LUIZ LIMA</b>			
1	1:15.785	+0.454	16:54:53.001
2	1:16.452	+1.121	16:56:09.453
3	<b>1:15.331</b>		16:57:24.784
4	1:16.045	+0.714	16:58:40.829
5	1:16.420	+1.089	16:59:57.249
6	1:17.952	+2.621	17:01:15.201
7	1:18.397	+3.066	17:02:33.598
8	1:20.831	+5.500	17:03:54.429
9	1:22.155	+6.824	17:05:16.584

Lap	Lap Tm	Diff	Time of Day
<b>(184) MATHEUS FELIPE</b>			
1	1:24.132	+1.386	16:55:07.885
2	1:23.985	+1.239	16:56:31.870
3	1:25.232	+2.486	16:57:57.102
4	1:23.966	+1.220	16:59:21.068
5	1:24.464	+1.718	17:00:45.532
6	1:23.024	+0.278	17:02:08.556
7	<b>1:22.746</b>		17:03:31.302
8	1:24.327	+1.581	17:04:55.629

Lap	Lap Tm	Diff	Time of Day
<b>(559) CAMILA GOFFI</b>			
1	1:27.246	+2.816	16:55:14.431
2	1:26.988	+2.558	16:56:41.419
3	<b>1:24.430</b>		16:58:05.849
4	1:24.737	+0.307	16:59:30.586
5	1:24.883	+0.453	17:00:55.469
6	1:27.698	+3.268	17:02:23.167
7	1:28.868	+4.438	17:03:52.035
8	1:27.484	+3.054	17:05:19.519

Lap	Lap Tm	Diff	Time of Day
<b>(80) ANGELA GOFFI</b>			
1	1:32.822	+0.389	16:55:27.041
2	<b>1:32.433</b>		16:56:59.474
3	1:36.665	+4.232	16:58:36.139
4	1:36.490	+4.057	17:00:12.629
5	1:40.282	+7.849	17:01:52.911
6	1:35.104	+2.671	17:03:28.015
7	1:35.640	+3.207	17:05:03.655

Lap	Lap Tm	Diff	Time of Day
<b>(538) LEONARDO SCARPARO</b>			
1	1:20.180	+1.865	16:55:04.665
2	1:18.905	+0.590	16:56:23.570
3	1:18.821	+0.506	16:57:42.391
4	<b>1:18.315</b>		16:59:00.706
5	1:20.186	+1.871	17:00:20.892
6	1:21.569	+3.254	17:01:42.461
7	1:21.872	+3.557	17:03:04.333
8	1:20.490	+2.175	17:04:24.823

Lap	Lap Tm	Diff	Time of Day
<b>(143) MARCOS MUNHOZ</b>			
1	<b>1:34.695</b>		16:55:31.677
2	1:38.793	+4.098	16:57:10.470
3	1:39.240	+4.545	16:58:49.710

Lap	Lap Tm	Diff	Time of Day
4	1:37.958	+3.263	17:00:27.668
5	1:46.237	+11.542	17:02:13.905
6	1:43.671	+8.976	17:03:57.576
7	1:38.079	+3.384	17:05:35.655
<b>(12) VITOR DAL MAGRO</b>			
1	1:14.130	+0.939	16:54:48.372
2	1:13.831	+0.640	16:56:02.203
3	<b>1:13.191</b>		16:57:15.394
4	1:13.845	+0.654	16:58:29.239
5	1:18.394	+5.203	16:59:47.633

Cronometragem: MARCOS A. MANCINI - Diretor de Prova: MÁRCIO JAYME

Orbits



## MX LIMMT - 6a Etapa

## Classificado por voltas

MX JÚNIOR

Santa Carmem/MT 1,000 Km

Corrida

09/11/2024 17:00

Corrida iniciado em 16:52:33

POS	NUM	PILOTO	CATEGORIA	VOLTAS	DIF LÍDER	MOTO	CIDADE	PATROCINADOR/EQUIPE
1	254	ENZO CHUPEL	JÚNIOR	9		GASGAS	SINOP	AGRO NOBRE-ZANKCO RACING-LDG-JULIO TRAINING
2	70	LUIZ LIMA	JÚNIOR	9	55.766	GASGAS	SORRISO	ADVOCACIA LIMA
3	184	MATHEUS FELIPE	JÚNIOR	8	1 Volta	HONDA	TERRA NOVA DO NOR	PARAÍSO FISH-HOTEL BOURBOM-RAMIRO DA FARMÁ
4	559	CAMILA GOFFI	JÚNIOR	8	1 Volta	HONDA	SORRISO	HONDA MOTO IDEAL-AGRO DIRETO-CHICÃO MX SCH
5	80	ANGELA GOFFI	JÚNIOR	7	2 Voltas	HONDA	SORRISO	AGRO DIRETO-CHICÃO MX SCHOOL
6	538	LEONARDO SCARPARO	JÚNIOR	8	1 Volta	KAWASAKI	FELIZ NATAL	LE SCARPE-HORA EXTRA-PIT STOP-CONFIAUTO-CBM
7	143	MARCOS MUNHOZ	JÚNIOR	7	2 Voltas	YAMAHA	SINOP	R2 SPORT TRAINING
8	12	VITOR DAL MAGRO	JÚNIOR	5	4 Voltas	HONDA	SORRISO	REFRIGERAÇÃO DAL MAGRO

Margem da Vitoria

velocidade Media

Tempo Melhor volta

Melhor Veloc.

Melhor Volta por..

55.766

45,792

1:09.856

51,535

254 - ENZO CHUPEL

Cronometragem: MARCOS A. MANCINI - Diretor de Prova: MÁRCIO JAYME

Orbits

**MX LIMMT - 6a Etapa**


MX INTERMEDIÁRIA NACIONAL

Santa Carmem/MT 1,000 Km

Corrida

09/11/2024 17:20

Corrida iniciado em 17:14:37



Lap	Lap Tm	Diff	Time of Day
<b>(21) JOÃO BATISTA</b>			
1	1:10.018	+0.054	17:16:46.392
2	<b>1:09.964</b>		17:17:56.356
3	1:11.063	+1.099	17:19:07.419
4	1:11.274	+1.310	17:20:18.693
5	1:11.274	+1.310	17:21:29.967
6	1:11.873	+1.909	17:22:41.840
7	1:12.313	+2.349	17:23:54.153
8	1:13.296	+3.332	17:25:07.449
9	1:12.372	+2.408	17:26:19.821
10	1:11.126	+1.162	17:27:30.947
11	1:10.914	+0.950	17:28:41.861
12	1:12.634	+2.670	17:29:54.495
13	1:14.164	+4.200	17:31:08.659

Lap	Lap Tm	Diff	Time of Day
<b>(26) JOHN WILLIAM</b>			
1	1:11.647	+1.015	17:16:48.427
2	1:11.882	+1.250	17:18:00.309
3	1:11.921	+1.289	17:19:12.230
4	1:12.304	+1.672	17:20:24.534
5	1:12.871	+2.239	17:21:37.405
6	1:13.204	+2.572	17:22:50.609
7	1:12.430	+1.798	17:24:03.039
8	1:11.129	+0.497	17:25:14.168
9	<b>1:10.632</b>		17:26:24.800
10	1:10.698	+0.066	17:27:35.498
11	1:12.312	+1.680	17:28:47.810
12	1:16.017	+5.385	17:30:03.827
13	1:21.100	+10.468	17:31:24.927

Lap	Lap Tm	Diff	Time of Day
<b>(7) HERNANDES JÚNIOR</b>			
1	1:12.678	+2.085	17:16:53.814
2	1:11.277	+0.684	17:18:05.091
3	1:13.275	+2.682	17:19:18.366
4	<b>1:10.593</b>		17:20:28.959
5	1:11.811	+1.218	17:21:40.770
6	1:12.649	+2.056	17:22:53.419
7	1:12.619	+2.026	17:24:06.038
8	1:13.234	+2.641	17:25:19.272
9	1:12.800	+2.207	17:26:32.072
10	1:13.194	+2.601	17:27:45.266
11	1:15.402	+4.809	17:29:00.668
12	1:15.707	+5.114	17:30:16.375
13	1:16.918	+6.325	17:31:33.293

Lap	Lap Tm	Diff	Time of Day
<b>(184) RODRIGO LINDOLFO</b>			
1	1:12.861	+0.295	17:16:51.161
2	<b>1:12.566</b>		17:18:03.727
3	1:13.701	+1.135	17:19:17.428
4	1:13.630	+1.064	17:20:31.058
5	1:13.101	+0.535	17:21:44.159
6	1:14.117	+1.551	17:22:58.276
7	1:14.255	+1.689	17:24:12.531
8	1:15.032	+2.466	17:25:27.563
9	1:16.109	+3.543	17:26:43.672
10	1:16.641	+4.075	17:28:00.313
11	1:17.408	+4.842	17:29:17.721
12	1:17.934	+5.368	17:30:35.655
13	1:18.327	+5.761	17:31:53.982

Lap	Lap Tm	Diff	Time of Day
<b>(90) MATEUS SÓCIO</b>			
1	1:15.464	+3.541	17:17:00.786
2	1:11.986	+0.063	17:18:12.772
3	<b>1:11.923</b>		17:19:24.695
4	1:13.155	+1.232	17:20:37.850

Lap	Lap Tm	Diff	Time of Day
5	1:13.799	+1.876	17:21:51.649
6	1:14.294	+2.371	17:23:05.943
7	1:13.816	+1.893	17:24:19.759
8	1:17.691	+5.768	17:25:37.450
9	1:18.399	+6.476	17:26:55.849
10	1:27.524	+15.601	17:28:23.373
11	1:33.328	+21.405	17:29:56.701
12	1:30.912	+18.989	17:31:27.613

Lap	Lap Tm	Diff	Time of Day
<b>(370) FERNADO MALLMANN</b>			
1	1:22.012	+3.891	17:17:07.801
2	1:20.438	+2.317	17:18:28.239
3	1:20.165	+2.044	17:19:48.404
4	1:19.260	+1.139	17:21:07.664
5	<b>1:18.121</b>		17:22:25.785
6	1:19.274	+1.153	17:23:45.059
7	1:20.583	+2.462	17:25:05.642
8	1:25.617	+7.496	17:26:31.259
9	1:21.189	+3.068	17:27:52.448
10	1:30.036	+11.915	17:29:22.484
11	1:25.423	+7.302	17:30:47.907
12	1:27.001	+8.880	17:32:14.908

Lap	Lap Tm	Diff	Time of Day
<b>(78) JOSÉ DUBIELA</b>			
1	<b>1:19.579</b>		17:17:02.190
2	1:21.066	+1.487	17:18:23.256
3	1:20.788	+1.209	17:19:44.044
4	1:21.342	+1.763	17:21:05.386
5	1:26.211	+6.632	17:22:31.597
6	1:23.867	+4.288	17:23:55.464

Lap	Lap Tm	Diff	Time of Day
<b>(27) JOÃO PEDRO</b>			
1	1:14.204	+1.420	17:16:57.693
2	1:13.748	+0.964	17:18:11.441
3	<b>1:12.784</b>		17:19:24.225

Lap	Lap Tm	Diff	Time of Day
<b>(85) TIAGO FERRARETTO</b>			
1	<b>1:13.279</b>		17:16:56.407
2	1:15.469	+2.190	17:18:11.876

Lap	Lap Tm	Diff	Time of Day
<b>(38) RIAN PIOVESAN</b>			
1	<b>1:13.778</b>		17:16:52.500

MX LIMMT - 6a Etapa

Classificado por voltas

MX INTERMEDIÁRIA NACIONAL

Santa Carmem/MT 1,000 Km

Corrida

09/11/2024 17:20

Corrida iniciado em 17:14:37

POS	NUM	PILOTO	CATEGORIA	VOLTAS	DIF LÍDER	MOTO	CIDADE	PATROCINADOR/EQUIPE
1	21	JOÃO BATISTA	NAC INTER	13		HONDA	COLÍDER	NENOMOTOS-MOToclUBE DE COLÍDER-LOSS AUTOI
2	26	JOHN WILLIAM	NAC INTER	13	16.268	HONDA	SINOP	ARTE FARMA-BOX 1-DIEL MADEIRAS-ECOCENTAUR O
3	7	HERNANDES JÚNIOR	NAC INTER	13	24.634	HONDA	SINOP	QUALITEL TELECOMUNICAÇÃO ES-DR ESPETO SINOP.
4	184	RODRIGO LINDOLFO	NAC INTER	13	45.323	HONDA	COLÍDER	RODRIGO CONSTRUTOR-MACULAN TRANSPORTE
5	90	MATEUS SÓCIO	NAC INTER	12	1 Volta	HONDA	ALTA FLORESTA	CONSTRUTORA RAMOS
6	370	FERNADO MALLMANN	NAC INTER	12	1 Volta	HONDA	FELIZ NATAL	
7	78	JOSÉ DUBIELA	INTER NAC	6	7 Voltas	HONDA	FELIZ NATAL	

Não classificado (50% = 6 Voltas)

27	JOÃO PEDRO	NAC INTER	3	10 Voltas	HONDA	ALTA FLORESTA	
85	TIAGO FERRARETTO	NAC INTER	2	11 Voltas	HONDA	ALTA FLORESTA	AMAZÔNIA METAL
38	RIAN PIOVESAN	NAC INTER	1	12 Voltas	HONDA	JAPURANA	FAZENDA MARIA BONITA-HOTEL CONRADO

Margem da Vitoria

velocidade Media

Tempo Melhor volta

Melhor Veloc.

Melhor Volta por..

16.268

47,230

1:09.964

51,455

21 - JOÃO BATISTA

Cronometragem: MARCOS A. MANCINI - Diretor de Prova: MÁRCIO JAYME

Orbits

MX LIMMT - 6a Etapa

MX1

Santa Carmem/MT 1,000 Km

Treino Cronometrado

09/11/2024 16:40

Qualificação iniciado em 16:30:23

Lap	Lap Tm	Diff	Time of Day	Lap	Lap Tm	Diff	Time of Day	Lap	Lap Tm	Diff	Time of Day
<b>(90) CLEITON BORGES</b>											
1	1:25.076	+22.870	16:32:02.224	6	1:11.138	+0.624	16:38:43.713				
2	1:03.660	+1.454	16:33:05.884								
3	1:03.187	+0.981	16:34:09.071								
4	1:33.496	+31.290	16:35:42.567								
5	<b>1:02.206</b>		16:36:44.773								
6	1:17.877	+15.671	16:38:02.650								
7	1:02.699	+0.493	16:39:05.349								
8	1:02.388	+0.182	16:40:07.737								
<b>(984) MARCOS ALEXANDRE</b>											
1	1:11.062	+8.128	16:31:41.683								
2	1:04.556	+1.622	16:32:46.239								
3	1:04.466	+1.532	16:33:50.705								
4	1:10.669	+7.735	16:35:01.374								
5	<b>1:02.934</b>		16:36:04.308								
6	1:03.158	+0.224	16:37:07.466								
7	1:04.515	+1.581	16:38:11.981								
8	1:03.306	+0.372	16:39:15.287								
9	1:04.231	+1.297	16:40:19.518								
<b>(711) ANDERSON CHUPEL</b>											
1	1:13.178	+8.837	16:32:41.948								
2	1:05.483	+1.142	16:33:47.431								
3	1:05.070	+0.729	16:34:52.501								
4	1:40.986	+36.645	16:36:33.487								
5	<b>1:04.341</b>		16:37:37.828								
6	1:19.805	+15.464	16:38:57.633								
7	1:05.071	+0.730	16:40:02.704								
8	1:04.538	+0.197	16:41:07.242								
<b>(4) ELTON DINIZ</b>											
1	1:28.950	+23.992	16:32:09.121								
2	1:10.164	+5.206	16:33:19.285								
3	1:06.910	+1.952	16:34:26.195								
4	1:06.932	+1.974	16:35:33.127								
5	1:05.646	+0.688	16:36:38.773								
6	1:25.895	+20.937	16:38:04.668								
7	1:07.114	+2.156	16:39:11.782								
8	<b>1:04.958</b>		16:40:16.740								
<b>(333) ANDRE SÓCIO</b>											
1	1:07.051	+2.049	16:31:36.657								
2	1:07.112	+2.110	16:32:43.769								
3	1:05.809	+0.807	16:33:49.578								
4	<b>1:05.002</b>		16:34:54.580								
5	1:06.097	+1.095	16:36:00.677								
6	1:05.908	+0.906	16:37:06.585								
<b>(81) VANDERLEI MENDES</b>											
1	1:18.491	+9.314	16:31:53.116								
2	1:13.290	+4.113	16:33:06.406								
3	1:09.483	+0.306	16:34:15.889								
4	1:12.874	+3.697	16:35:28.763								
5	<b>1:09.177</b>		16:36:37.940								
6	1:09.685	+0.508	16:37:47.625								
7	1:11.171	+1.994	16:38:58.796								
8	1:53.292	+44.115	16:40:52.088								
<b>(984) ALEX FASBINDER</b>											
1	1:13.047	+2.533	16:32:46.666								
2	1:13.861	+3.347	16:34:00.527								
3	1:10.606	+0.092	16:35:11.133								
4	1:10.928	+0.414	16:36:22.061								
5	<b>1:10.514</b>		16:37:32.575								

Cronometragem: MARCOS A. MANCINI - Diretor de Prova: MÁRCIO JAYME

Orbits

MX LIMMT - 6a Etapa

Classificado pela melhor volta

MX1

Santa Carmem/MT 1,000 Km

Treino Cronometrado

09/11/2024 16:40

Qualificação iniciado em 16:30:23

POS	NUM	PILOTO	CATEGORIA	M. TEMPO	DIF LÍDER	MOTO	CIDADE	PATROCINADOR/EQUIPE
1	90	CLEITON BORGES	MX1	1:02.206		KTM	SINOP	CASA DA SUSPENSÃO, RAUCH LOCAÇÕES DE P
2	984	MARCOS ALEXANDRE	MX1	1:02.934	0.728	GASGAS	SINOP	TEAM ZANKCO-ALQUIMIA FARMÁCIA MANIPUL
3	711	ANDERSON CHUPEL	MX1	1:04.341	2.135	YAMAHA	SINOP	AGRO NOBRE
4	4	ELTON DINIZ	MX1	1:04.958	2.752	HONDA	ALTA FLORESTA	ZE EMPINA MOTOS-HS CONSÓRCIO-PEBINHA
5	333	ANDRE SÓCIO	MX1	1:05.002	2.796	GASGAS	ALTA FLORESTA	RAMOS CONSTRUTORA
6	81	VANDERLEI MENDES	MX1	1:09.177	6.971	HONDA	COLÍDER	MECÂNICA MENDES-EXATA AUTO PEÇAS-MINA
7	984	ALEX FASBINDER	MX1	1:10.514	8.308	HONDA	SINOP	

Cronometragem: MARCOS A. MANCINI - Diretor de Prova: MÁRCIO JAYME

Orbits



**MX LIMMT - 6a Etapa**

MX INTERMEDIÁRIA IMPORTADA

Santa Carmem/MT 1,000 Km

Treino Cronometrado

09/11/2024 16:20

Qualificação iniciado em 16:17:40

Lap	Lap Tm	Diff	Time of Day
<b>(18) ELIANDRO JÚNIOR</b>			
1	1:12.986	+5.669	16:19:51.603
2	1:08.310	+0.993	16:20:59.913
3	1:12.489	+5.172	16:22:12.402
4	1:08.218	+0.901	16:23:20.620
5	1:07.664	+0.347	16:24:28.284
6	1:12.510	+5.193	16:25:40.794
7	1:09.416	+2.099	16:26:50.210
8	<b>1:07.317</b>		16:27:57.527

Lap	Lap Tm	Diff	Time of Day
<b>(254) ENZO CHUPEL</b>			
1	1:08.603	+0.379	16:19:41.150
2	1:09.531	+1.307	16:20:50.681
3	1:54.841	+46.617	16:22:45.522
4	<b>1:08.224</b>		16:23:53.746
5	1:08.818	+0.594	16:25:02.564
6	1:23.209	+14.985	16:26:25.773

Lap	Lap Tm	Diff	Time of Day
<b>(69) MARCO MEYER</b>			
1	1:14.113	+4.962	16:20:02.753
2	1:09.234	+0.083	16:21:11.987
3	1:10.993	+1.842	16:22:22.980
4	1:09.764	+0.613	16:23:32.744
5	<b>1:09.151</b>		16:24:41.895
6	1:10.108	+0.957	16:25:52.003
7	1:19.159	+10.008	16:27:11.162
8	1:11.515	+2.364	16:28:22.677

Lap	Lap Tm	Diff	Time of Day
<b>(984) ALEX FASBINDER</b>			
1	1:28.366	+17.931	16:19:37.599
2	1:12.578	+2.143	16:20:50.177
3	1:12.154	+1.719	16:22:02.331
4	1:13.077	+2.642	16:23:15.408
5	1:49.747	+39.312	16:25:05.155
6	1:13.680	+3.245	16:26:18.835
7	<b>1:10.435</b>		16:27:29.270

Lap	Lap Tm	Diff	Time of Day
<b>(79) OLAIR BORGES</b>			
1	1:17.573	+7.043	16:19:00.421
2	1:10.675	+0.145	16:20:11.096
3	<b>1:10.530</b>		16:21:21.626
4	1:11.447	+0.917	16:22:33.073
5	1:24.824	+14.294	16:23:57.897
6	1:12.641	+2.111	16:25:10.538
7	1:11.668	+1.138	16:26:22.206
8	1:12.320	+1.790	16:27:34.526

Lap	Lap Tm	Diff	Time of Day
<b>(281) JOÃO EHRICH</b>			
1	1:13.638	+3.022	16:18:55.117
2	1:12.204	+1.588	16:20:07.321
3	1:10.684	+0.068	16:21:18.005
4	1:11.631	+1.015	16:22:29.636
5	1:36.271	+25.655	16:24:05.907
6	<b>1:10.616</b>		16:25:16.523
7	1:12.291	+1.675	16:26:28.814
8	1:11.225	+0.609	16:27:40.039

Lap	Lap Tm	Diff	Time of Day
<b>(461) GILMAR MORENO</b>			
1	1:28.235	+17.213	16:19:53.626
2	1:14.850	+3.828	16:21:08.476
3	1:11.479	+0.457	16:22:19.955
4	1:11.599	+0.577	16:23:31.554
5	<b>1:11.022</b>		16:24:42.576
6	2:19.839	+1:08.817	16:27:02.415
7	1:21.496	+10.474	16:28:23.911

Lap	Lap Tm	Diff	Time of Day
<b>(461) LUIZ KLICHOWSKI</b>			
1	1:14.805	+3.667	16:19:14.394
2	1:12.448	+1.310	16:20:26.842
3	1:12.341	+1.203	16:21:39.183
4	1:12.961	+1.823	16:22:52.144
5	1:12.735	+1.597	16:24:04.879
6	<b>1:11.138</b>		16:25:16.017
7	1:12.513	+1.375	16:26:28.530
8	1:14.955	+3.817	16:27:43.485

Lap	Lap Tm	Diff	Time of Day
<b>(3) ANDERSON CERVIERI</b>			
1	1:17.042	+5.310	16:19:04.576
2	1:11.914	+0.182	16:20:16.490
3	<b>1:11.732</b>		16:21:28.222
4	1:13.286	+1.554	16:22:41.508
5	1:12.384	+0.652	16:23:53.892
6	1:13.051	+1.319	16:25:06.943
7	1:12.982	+1.250	16:26:19.925
8	1:12.444	+0.712	16:27:32.369

Lap	Lap Tm	Diff	Time of Day
<b>(84) ALAN DO NASCIMENTO</b>			
1	1:24.131	+12.141	16:19:23.294
2	1:14.278	+2.288	16:20:37.572
3	1:12.221	+0.231	16:21:49.793
4	1:15.008	+3.018	16:23:04.801
5	1:13.603	+1.613	16:24:18.404
6	<b>1:11.990</b>		16:25:30.394
7	1:13.347	+1.357	16:26:43.741
8	1:12.606	+0.616	16:27:56.347

Lap	Lap Tm	Diff	Time of Day
<b>(404) EDUARDO FELIPE</b>			
1	1:34.999	+21.620	16:19:28.124
2	1:14.533	+1.154	16:20:42.657
3	<b>1:13.379</b>		16:21:56.036
4	1:13.637	+0.258	16:23:09.673
5	1:13.740	+0.361	16:24:23.413
6	1:14.231	+0.852	16:25:37.644
7	1:17.496	+4.117	16:26:55.140
8	1:17.109	+3.730	16:28:12.249

Lap	Lap Tm	Diff	Time of Day
<b>(116) CARLOS HENRIQUE</b>			
1	1:19.840	+5.779	16:21:14.813
2	1:16.417	+2.356	16:22:31.230
3	1:15.494	+1.433	16:23:46.724
4	1:14.791	+0.730	16:25:01.515
5	1:15.426	+1.365	16:26:16.941
6	<b>1:14.061</b>		16:27:31.002

Lap	Lap Tm	Diff	Time of Day
<b>(94) ELOIR VOLKWEIS</b>			
1	1:44.008	+28.688	16:21:27.935
2	1:34.933	+19.613	16:23:02.868
3	1:16.042	+0.722	16:24:18.910
4	1:16.091	+0.771	16:25:35.001
5	<b>1:15.320</b>		16:26:50.321
6	1:15.761	+0.441	16:28:06.082

Lap	Lap Tm	Diff	Time of Day
<b>(55) JOSÉ DUBIELLA</b>			
1	1:19.392	+3.530	16:19:03.112
2	1:15.967	+0.105	16:20:19.079
3	1:17.805	+1.943	16:21:36.884
4	1:20.187	+4.325	16:22:57.071
5	1:16.793	+0.931	16:24:13.864
6	1:32.069	+16.207	16:25:45.933
7	1:31.159	+15.297	16:27:17.092
8	<b>1:15.862</b>		16:28:32.954

Cronometragem: MARCOS A. MANCINI - Diretor de Prova: MÁRCIO JAYME

Orbits

MX LIMMT - 6a Etapa

Classificado pela melhor volta

MX INTERMEDIÁRIA IMPORTADA

Santa Carmem/MT 1,000 Km

Treino Cronometrado

09/11/2024 16:20

Qualificação iniciado em 16:17:40

POS	NUM	PILOTO	CATEGORIA	M. TEMPO	DIF LÍDER	MOTO	CIDADE	PATROCINADOR/EQUIPE
1	18	ELIANDRO JÚNIOR	IMP INTER	1:07.317		HONDA	SINOP	SS INSTALADORA CONSTRUÇÕES ELÉTRICAS-I
2	254	ENZO CHUPEL	IMP INTER	1:08.224	0.907	YAMAHA	SINOP	AGRO NOBRE-ZANKCO RACING-LD G-JULIO TR
3	69	MARCO MEYER	IMP INTER	1:09.151	1.834	KTM	SINOP	VITOR MAURINA-CONSTRUTORA INNOVARE
4	984	ALEX FASBINDER	IMP INTER	1:10.435	3.118	HONDA	SINOP	AGROBOI NUTRIÇÃO ANIMAL
5	79	OLAIR BORGES	IMP INTER	1:10.530	3.213	YAMAHA	SINOP	
6	281	JOÃO EHRICH	IMP INTER	1:10.616	3.299	YAMAHA	SINOP	250K AGRICULTURA EM ALTA PERFORMANCE
7	461	GILMAR MORENO	IMP INTER	1:11.022	3.705	KAWASAKI	SINOP	BOX1 MULTIMARCAS-IDEAL OFFROAD-RODOT
8	461	LUIZ KLICHOWSKI	IMP INTER	1:11.138	3.821	YAMAHA	SANTA CARMEM	
9	3	ANDERSON CERVIERI	IMP INTER	1:11.732	4.415	KAWASAKI	CLÁUDIA	PANIKUS MOTO CLUBE
10	84	ALAN DO NASCIMENTO	IMP INTER	1:11.990	4.673	KAWASAKI	SINOP	
11	404	EDUARDO FELIPE	INTERIMP	1:13.379	6.062	KAWASAKI	ALTA FLORESTA	
12	116	CARLOS HENRIQUE	IMP INTER	1:14.061	6.744	HONDA	APIACÁS	FAZENDA LIMA-LÓTUS TERERE
13	94	ELOIR VOLKWEIS	IMP INTER	1:15.320	8.003	HONDA	UNIÃO DO NORT	MANINHO MOTOS
14	55	JOSÉ DUBIELLA	IMP INTER	1:15.862	8.545	YAMAHA	SINOP	EU MESMO
15	1	JESIEL JUNIOR	IMP INTER	1:18.122	10.805	KTM	SINOP	IDEAL GRAFICOS-BOX 1-RODO TREM



GOVERNO DE  
**MATO GROSSO**



Prefeitura Municipal de  
**Santa Carmem**  
GESTÃO 2021/2024

10/11  
**6ª ETAPA**  
**SANTA CARMEM**

**MX LIMMT - 6a Etapa**


**MX35 NACIONAL**

Santa Carmem/MT 1,000 Km

Treino Cronometrado

09/11/2024 16:00

Qualificação iniciado em 16:06:18



Lap	Lap Tm	Diff	Time of Day	Lap	Lap Tm	Diff	Time of Day	Lap	Lap Tm	Diff	Time of Day
<b>(26) JOHN WILLIAM</b>											
1	1:36.637	+27.093	16:08:00.101								
2	<b>1:09.544</b>		16:09:09.645								
3	1:11.192	+1.648	16:10:20.837								
4	1:49.090	+39.546	16:12:09.927								
5	1:10.101	+0.557	16:13:20.028								
6	1:27.656	+18.112	16:14:47.684								
7	1:11.233	+1.689	16:15:58.917								
<b>(461) GILMAR MORENO</b>											
1	1:21.200	+11.549	16:07:45.642								
2	1:15.205	+5.554	16:09:00.847								
3	1:13.717	+4.066	16:10:14.564								
4	1:12.822	+3.171	16:11:27.386								
5	1:12.962	+3.311	16:12:40.348								
6	1:22.344	+12.693	16:14:02.692								
7	<b>1:09.651</b>		16:15:12.343								
8	1:10.546	+0.895	16:16:22.889								
<b>(21) JOÃO BATISTA</b>											
1	1:10.328	+0.363	16:08:51.977								
2	<b>1:09.965</b>		16:10:01.942								
3	1:10.761	+0.796	16:11:12.703								
4	1:11.595	+1.630	16:12:24.298								
5	1:10.765	+0.800	16:13:35.063								
6	1:30.587	+20.622	16:15:05.650								
7	1:10.050	+0.085	16:16:15.700								
<b>(94) ELOIR VOLKWEIS</b>											
1	1:41.240	+28.600	16:08:13.783								
2	1:14.589	+1.949	16:09:28.372								
3	1:13.369	+0.729	16:10:41.741								
4	1:13.853	+1.213	16:11:55.594								
5	1:13.984	+1.344	16:13:09.578								
6	1:24.516	+11.876	16:14:34.094								
7	<b>1:12.640</b>		16:15:46.734								

Cronometragem: MARCOS A. MANCINI - Diretor de Prova: MÁRCIO JAYME

Orbits





GOVERNO DE  
**MATO GROSSO**



Prefeitura Municipal de  
**Santa Carmem**  
GESTÃO 2021/2024

10/11  
**6ª ETAPA**  
**SANTA CARMEM**

MX LIMMT - 6a Etapa

**Classificado pela melhor volta**

MX35 NACIONAL

Santa Carmem/MT 1,000 Km

Treino Cronometrado

09/11/2024 16:00

Qualificação iniciado em 16:06:18

POS	NUM	PILOTO	CATEGORIA	M. TEMPO	DIF LÍDER	MOTO	CIDADE	PATROCINADOR/EQUIPE
1	26	JOHN WILLIAM	NAC 35+	1:09.544		HONDA	SINOP	GRUPO CONTALDI-BOX 1-ARTE FARNA-ECO CE
2	461	GILMAR MORENO	NAC 35+	1:09.651	0.107	HONDA	SINOP	BOX1 MULTIMARCAS-IDEAL OFFROAD-RODOT
3	21	JOÃO BATISTA	NAC 35+	1:09.965	0.421	HONDA	COLÍDER	NENOMOTOS-MOTOCULUBE DE COLÍDER-LOSS
4	94	ELOIR VOLKWEIS	NAC 35+	1:12.640	3.096	HONDA	UNIÃO DO NORT	MANINHO MOTOS

Cronometragem: MARCOS A. MANCINI - Diretor de Prova: MÁRCIO JAYME

Orbits



MX LIMMT - 6a Etapa

MX LIGHT

Santa Carmem/MT 1,000 Km

Treino Cronometrado

09/11/2024 15:40

Qualificação iniciado em 15:53:43

Lap	Lap Tm	Diff	Time of Day
<b>(81) ROMERO MACULAN</b>			
1	1:12.792	+1.194	15:55:02.245
2	<b>1:11.598</b>		15:56:13.843
3	1:21.288	+9.690	15:57:35.131
4	1:31.403	+19.805	15:59:06.534
5	1:13.862	+2.264	16:00:20.396
6	1:24.025	+12.427	16:01:44.421
7	1:23.425	+11.827	16:03:07.846
8	47.143	-24.455	16:03:54.989

Lap	Lap Tm	Diff	Time of Day
<b>(89) CRISTIAN BERNEGOZZI</b>			
1	1:26.458	+14.639	15:55:22.495
2	1:12.565	+0.746	15:56:35.060
3	1:12.720	+0.901	15:57:47.780
4	<b>1:11.819</b>		15:58:59.599
5	1:12.697	+0.878	16:00:12.296
6	1:13.596	+1.777	16:01:25.892
7	1:16.424	+4.605	16:02:42.316
8	1:21.437	+9.618	16:04:03.753

Lap	Lap Tm	Diff	Time of Day
<b>(93) ELIANDRO PORFIRIO</b>			
1	1:20.854	+6.337	15:55:08.332
2	1:16.279	+1.762	15:56:24.611
3	1:16.129	+1.612	15:57:40.740
4	1:16.327	+1.810	15:58:57.067
5	<b>1:14.517</b>		16:00:11.584
6	1:22.153	+7.636	16:01:33.737
7	1:16.269	+1.752	16:02:50.006
8	1:16.454	+1.937	16:04:06.460

Lap	Lap Tm	Diff	Time of Day
<b>(46) MARCELO CAVALHEIRO</b>			
1	1:27.006	+12.291	15:55:21.873
2	1:19.903	+5.188	15:56:41.776
3	1:17.111	+2.396	15:57:58.887
4	1:18.388	+3.673	15:59:17.275
5	1:15.017	+0.302	16:00:32.292
6	1:16.935	+2.220	16:01:49.227
7	1:15.606	+0.891	16:03:04.833
8	<b>1:14.715</b>		16:04:19.548

Lap	Lap Tm	Diff	Time of Day
<b>(88) ALEX BORTOLUZZI</b>			
1	1:42.725	+27.374	15:55:39.565
2	1:15.570	+0.219	15:56:55.135
3	1:17.185	+1.834	15:58:12.320
4	<b>1:15.351</b>		15:59:27.671
5	1:17.423	+2.072	16:00:45.094
6	1:16.800	+1.449	16:02:01.894

Lap	Lap Tm	Diff	Time of Day
<b>(556) EDSO BORGUETI</b>			
1	1:31.442	+14.980	15:55:28.042
2	1:22.578	+6.116	15:56:50.620
3	1:18.278	+1.816	15:58:08.898
4	1:17.716	+1.254	15:59:26.614
5	1:19.310	+2.848	16:00:45.924
6	<b>1:16.462</b>		16:02:02.386
7	1:17.813	+1.351	16:03:20.199
8	1:18.416	+1.954	16:04:38.615

Lap	Lap Tm	Diff	Time of Day
<b>(41) FERNANDO SANTANA</b>			
1	1:24.246	+6.104	15:55:14.877
2	1:19.287	+1.145	15:56:34.164
3	1:18.812	+0.670	15:57:52.976
4	<b>1:18.142</b>		15:59:11.118
5	1:18.884	+0.742	16:00:30.002
6	1:18.600	+0.458	16:01:48.602

Lap	Lap Tm	Diff	Time of Day
<b>(78) FÁBIO BOFETTE</b>			
1	1:30.323	+7.864	15:55:24.278
2	1:26.123	+3.664	15:56:50.401
3	1:25.094	+2.635	15:58:15.495
4	1:23.165	+0.706	15:59:38.660
5	1:23.898	+1.439	16:01:02.558
6	<b>1:22.459</b>		16:02:25.017
7	1:30.177	+7.718	16:03:55.194

Lap	Lap Tm	Diff	Time of Day
<b>(35) MÁRCIO TOMAZ</b>			
1	1:47.464	+24.530	15:55:44.601
2	1:25.255	+2.321	15:57:09.856
3	<b>1:22.934</b>		15:58:32.790
4	1:23.786	+0.852	15:59:56.576
5	1:24.060	+1.126	16:01:20.636
6	1:25.367	+2.433	16:02:46.003
7	1:25.127	+2.193	16:04:11.130

Lap	Lap Tm	Diff	Time of Day
<b>(20) SIDNEI LOSS</b>			
1	1:28.247	+4.655	15:55:21.005
2	1:25.094	+1.502	15:56:46.099
3	1:27.492	+3.900	15:58:13.591
4	<b>1:23.592</b>		15:59:37.183
5	1:24.741	+1.149	16:01:01.924
6	1:28.973	+5.381	16:02:30.897

Cronometragem: MARCOS A. MANCINI - Diretor de Prova: MÁRCIO JAYME

Orbits



MX LIMMT - 6a Etapa

Classificado pela melhor volta

MX LIGHT

Santa Carmem/MT 1,000 Km

Treino Cronometrado

09/11/2024 15:40

Qualificação iniciado em 15:53:43

POS	NUM	PILOTO	CATEGORIA	M. TEMPO	DIF LÍDER	MOTO	CIDADE	PATROCINADOR/EQUIPE
1	81	ROMERO MACULAN	LIGHT	1:11.598		YAMAHA	COLÍDER	POSTO PIT STOP COLÍDER
2	89	CRISTIAN BERNEGOZZI	LIGHT	1:11.819	0.221	HONDA	SINOP	BORRACHARIA SANTA FÉ-FAZENDA SANDRI-11
3	93	ELIANDRO PORFIRIO	LIGHT	1:14.517	2.919	HONDA	SINOP	S S INSTALADORA CONSTRUÇÃO DE OBRAS EI
4	46	MARCELO CAVALHEIRO	LIGHT	1:14.715	3.117	YAMAHA	SINOP	SOMBRA TERRAPLANAGEM
5	88	ALEX BORTOLUZZI	LIGHT	1:15.351	3.753	HONDA	SINOP	TR BORTOLUZZI-CASA DAS MOTOS
6	556	EDSO BORGUETI	LIGHT	1:16.462	4.864	HONDA	SINOP	
7	41	FERNANDO SANTANA	LIGHT	1:18.142	6.544	YAMAHA	SINOP	MERCADO D ANITA
8	78	FÁBIO BOFETTE	LIGHT	1:22.459	10.861	KAWASAKI	PARANAITA	
9	35	MÁRCIO TOMAZ	LIGHT	1:22.934	11.336	KAWASAKI	COLÍDER	RUFINO LAVA CAR-MOTO CLUB DE COLÍDER
10	20	SIDNEI LOSS	LIGHT	1:23.592	11.994	KAWASAKI	COLIDER	

**MX LIMMT - 6a Etapa**


MX2

Santa Carmem/MT 1,000 Km

Treino Cronometrado

09/11/2024 15:20

Qualificação iniciado em 15:41:08



Lap	Lap Tm	Diff	Time of Day
<b>(90) CLEITON BORGES</b>			
1	1:23.415	+21.109	15:42:42.976
2	1:03.901	+1.595	15:43:46.877
3	1:27.566	+25.260	15:45:14.443
4	1:03.816	+1.510	15:46:18.259
5	1:03.442	+1.136	15:47:21.701
6	1:03.057	+0.751	15:48:24.758
7	1:12.078	+9.772	15:49:36.836
8	<b>1:02.306</b>		15:50:39.142
9	1:18.430	+16.124	15:51:57.572
<b>(973) MARCOS ALEXANDRE</b>			
1	1:14.572	+11.515	15:42:28.451
2	1:04.180	+1.123	15:43:32.631
3	1:03.802	+0.745	15:44:36.433
4	1:03.338	+0.281	15:45:39.771
5	<b>1:03.057</b>		15:46:42.828
6	2:13.260	+1:10.203	15:48:56.088
7	1:03.159	+0.102	15:49:59.247
8	1:14.066	+11.009	15:51:13.313
<b>(4) ELTON DINIZ</b>			
1	1:29.804	+25.411	15:42:45.999
2	1:39.511	+35.118	15:44:25.510
3	1:08.464	+4.071	15:45:33.974
4	1:05.287	+0.894	15:46:39.261
5	<b>1:04.393</b>		15:47:43.654
6	1:19.147	+14.754	15:49:02.801
7	1:09.266	+4.873	15:50:12.067
8	1:09.008	+4.615	15:51:21.075
<b>(333) ANDRE SÓCIO</b>			
1	1:18.310	+12.580	15:42:44.640
2	1:06.253	+0.523	15:43:50.893
3	1:05.992	+0.262	15:44:56.885
4	<b>1:05.730</b>		15:46:02.615
5	1:05.780	+0.050	15:47:08.395
6	1:09.596	+3.866	15:48:17.991
<b>(254) ENZO CHUPEL</b>			
1	1:13.518	+6.860	15:43:28.901
2	1:09.961	+3.303	15:44:38.862
3	1:08.713	+2.055	15:45:47.575
4	1:09.090	+2.432	15:46:56.665
5	1:08.309	+1.651	15:48:04.974
6	1:57.724	+51.066	15:50:02.698
7	1:07.283	+0.625	15:51:09.981
8	<b>1:06.658</b>		15:52:16.639
<b>(66) LUIZ MASSARIOL</b>			
1	1:29.069	+14.552	15:42:50.112
2	1:18.740	+4.223	15:44:08.852
3	1:17.229	+2.712	15:45:26.081
4	1:20.062	+5.545	15:46:46.143
5	1:15.585	+1.068	15:48:01.728
6	<b>1:14.517</b>		15:49:16.245
7	1:15.789	+1.272	15:50:32.034
8	1:18.676	+4.159	15:51:50.710

MX LIMMT - 6a Etapa

Classificado pela melhor volta

MX2

Santa Carmem/MT 1,000 Km

Treino Cronometrado

09/11/2024 15:20

Qualificação iniciado em 15:41:08

POS	NUM	PILOTO	CATEGORIA	M. TEMPO	DIF LÍDER	MOTO	CIDADE	PATROCINADOR/EQUIPE
1	90	CLEITON BORGES	MX2	1:02.306		KTM	SINOP	CASA DA SUSPENSÃO-RAUCH LOCAÇÕES DE M
2	973	MARCOS ALEXANDRE	MX2	1:03.057	0.751	GASGAS	SINOP	TEAM ZANKCO , ALQUIMIA FARMÁCIA MANIPU
3	4	ELTON DINIZ	MX2	1:04.393	2.087	HONDA	ALTA FLORESTA	FLORESTA TRATORES-HS CONSÓRCIOS-PEBIN
4	333	ANDRE SÓCIO	MX2	1:05.730	3.424	GASGAS	ALTA FLORESTA	RAMOS CONSTRUTORA
5	254	ENZO CHUPEL	MX2	1:06.658	4.352	YAMAHA	SINOP	AGRO NOBRE-ZANKCO RACING-LDG-JULIO TR
6	66	LUIZ MASSARIOL	MX2	1:14.517	12.211	HONDA	SANTA CARMEM	ARAGUAIA PORTAS-ESQUINA BAR-FAZENDA S.

Cronometragem: MARCOS A. MANCINI - Diretor de Prova: MÁRCIO JAYME

Orbits

MX LIMMT - 6a Etapa

MX3 / MX4

Santa Carmem/MT 1,000 Km

Treino Cronometrado

09/11/2024 15:00

Qualificação iniciado em 15:29:02

Lap	Lap Tm	Diff	Time of Day	Lap	Lap Tm	Diff	Time of Day	Lap	Lap Tm	Diff	Time of Day
<b>(711) ANDERSON CHUPEL</b>				<b>(81) ROMERO MACULAN</b>							
1	1:15.629	+9.698	15:31:15.929	1	1:30.984	+16.994	15:30:40.576				
2	1:06.448	+0.517	15:32:22.377	2	1:18.460	+4.470	15:31:59.036				
3	1:17.108	+11.177	15:33:39.485	3	1:15.457	+1.467	15:33:14.493				
4	<b>1:05.931</b>		15:34:45.416	4	<b>1:13.990</b>		15:34:28.483				
5	1:39.341	+33.410	15:36:24.757	5	1:18.762	+4.772	15:35:47.245				
6	1:24.526	+18.595	15:37:49.283	6	1:26.371	+12.381	15:37:13.616				
7	1:06.515	+0.584	15:38:55.798	7	1:15.413	+1.423	15:38:29.029				
				8	1:32.069	+18.079	15:40:01.098				
<b>(81) VANDERLEI MENDES</b>				<b>(222) SIMÃO LIMA</b>							
1	1:23.397	+15.104	15:30:31.454	1	1:17.337	+3.224	15:31:24.360				
2	1:14.505	+6.212	15:31:45.959	2	<b>1:14.113</b>		15:32:38.473				
3	1:12.019	+3.726	15:32:57.978	3	1:14.771	+0.658	15:33:53.244				
4	1:23.416	+15.123	15:34:21.394	4	1:15.412	+1.299	15:35:08.656				
5	1:10.802	+2.509	15:35:32.196	5	1:15.201	+1.088	15:36:23.857				
6	1:18.678	+10.385	15:36:50.874	6	1:14.685	+0.572	15:37:38.542				
7	1:47.201	+38.908	15:38:38.075								
8	<b>1:08.293</b>		15:39:46.368								
<b>(122) EMERSON PERONDI</b>				<b>(93) ELIANDRO PORFIRIO</b>							
1	1:17.142	+7.975	15:30:21.989	1	1:24.717	+8.683	15:30:30.852				
2	1:12.574	+3.407	15:31:34.563	2	1:16.967	+0.933	15:31:47.819				
3	1:09.658	+0.491	15:32:44.221	3	1:17.747	+1.713	15:33:05.566				
4	1:09.920	+0.753	15:33:54.141	4	1:17.645	+1.611	15:34:23.211				
5	1:10.147	+0.980	15:35:04.288	5	<b>1:16.034</b>		15:35:39.245				
6	<b>1:09.167</b>		15:36:13.455	6	1:17.567	+1.533	15:36:56.812				
7	1:09.701	+0.534	15:37:23.156	7	1:17.698	+1.664	15:38:14.510				
8	1:10.982	+1.815	15:38:34.138	8	1:18.024	+1.990	15:39:32.534				
9	1:11.141	+1.974	15:39:45.279								
<b>(79) OLAIR BORGES</b>				<b>(80) ANDERSON DUTRA</b>							
1	1:24.403	+13.713	15:30:27.269	1	1:29.648	+7.466	15:30:43.042				
2	1:13.629	+2.939	15:31:40.898	2	<b>1:22.182</b>		15:32:05.224				
3	1:11.577	+0.887	15:32:52.475	3	1:22.522	+0.340	15:33:27.746				
4	<b>1:10.690</b>		15:34:03.165	4	1:23.526	+1.344	15:34:51.272				
5	1:11.143	+0.453	15:35:14.308	5	1:23.948	+1.766	15:36:15.220				
6	1:10.944	+0.254	15:36:25.252	6	2:37.037	+1:14.855	15:38:52.257				
7	1:11.778	+1.088	15:37:37.030								
8	1:21.392	+10.702	15:38:58.422								
<b>(21) JOÃO BATISTA</b>											
1	1:13.469	+1.592	15:31:17.815								
2	1:12.026	+0.149	15:32:29.841								
3	<b>1:11.877</b>		15:33:41.718								
4	1:12.175	+0.298	15:34:53.893								
5	2:59.496	+1:47.619	15:37:53.389								
<b>(461) GILMAR MORENO</b>											
1	1:20.084	+8.131	15:30:25.880								
2	1:13.045	+1.092	15:31:38.925								
3	1:13.284	+1.331	15:32:52.209								
4	1:20.470	+8.517	15:34:12.679								
5	1:12.209	+0.256	15:35:24.888								
6	<b>1:11.953</b>		15:36:36.841								
7	1:12.917	+0.964	15:37:49.758								
8	1:37.418	+25.465	15:39:27.176								
<b>(984) ALEX FASBINDER</b>											
1	1:24.574	+12.153	15:30:50.094								
2	1:16.617	+4.196	15:32:06.711								
3	1:12.687	+0.266	15:33:19.398								
4	<b>1:12.421</b>		15:34:31.819								
5	1:14.584	+2.163	15:35:46.403								
6	1:20.722	+8.301	15:37:07.125								
7	1:22.691	+10.270	15:38:29.816								

MX LIMMT - 6a Etapa

Classificado pela melhor volta

MX3 / MX4

Santa Carmem/MT 1,000 Km

Treino Cronometrado

09/11/2024 15:00

Qualificação iniciado em 15:29:02

POS	NUM	PILOTO	CATEGORIA	M. TEMPO	DIF LÍDER	MOTO	CIDADE	PATROCINADOR/EQUIPE
1	711	ANDERSON CHUPEL	MX3	1:05.931		YAMAHA	SINOP	AGRO NOBRE
2	81	VANDERLEI MENDES	MX3	1:08.293	2.362	HONDA	COLÍDER	MECÂNICA MENDES-EXATA AUTO PEÇAS-MINA
3	122	EMERSON PERONDI	MX3/MX4	1:09.167	3.236	YAMAHA	CLÁUDIA	FAZENDA DONA TEREZA-PANIKUS MOTO CLUE
4	79	OLAIR BORGES	MX3/MX4	1:10.690	4.759	YAMAHA	SINOP	CASA DAS MOTOS
5	21	JOÃO BATISTA	MX4	1:11.877	5.946	HONDA	COLÍDER	NENOMOTOS-MOTOCULUBE DE COLÍDER-LOSS
6	461	GILMAR MORENO	MX4	1:11.953	6.022	KAWASAKI	SINOP	BOX1 MULTIMARCAS-IDEAL OFFROAD-RODOT
7	984	ALEX FASBINDER	MX4	1:12.421	6.490	HONDA	SINOP	AGROBOI NUTRIÇÃO ANIMAL
8	81	ROMERO MACULAN	MX4	1:13.990	8.059	YAMAHA	COLÍDER	POSTO PIT STOP COLÍDER
9	222	SIMÃO LIMA	MX3	1:14.113	8.182	KAWASAKI	GUARANTÃ DO N	
10	93	ELIANDRO PORFIRIO	MX4	1:16.034	10.103	HONDA	SINOP	S S INSTALADORA CONSTRUÇÃO DE OBRAS EI
11	80	ANDERSON DUTRA	MX4	1:22.182	16.251	HONDA	SORRISO	AGRO DIRETO-CHICÃO MX SCHOOL



**MX LIMMT - 6a Etapa**


MX FORÇA LIVRE NACIONAL

Santa Carmem/MT 1,000 Km

Treino Cronometrado

09/11/2024 14:40

Qualificação iniciado em 15:17:28



Lap	Lap Tm	Diff	Time of Day
<b>(973) MARCOS ALEXANDRE</b>			
1	1:15.973	+11.642	15:18:49.308
2	1:07.935	+3.604	15:19:57.243
3	1:05.508	+1.177	15:21:02.751
4	1:04.907	+0.576	15:22:07.658
5	2:19.735	+1:15.404	15:24:27.393
6	1:04.511	+0.180	15:25:31.904
7	<b>1:04.331</b>		15:26:36.235
8	1:05.231	+0.900	15:27:41.466
<b>(90) CLEITON BORGES</b>			
1	1:24.748	+19.276	15:19:21.394
2	1:14.703	+9.231	15:20:36.097
3	1:06.199	+0.727	15:21:42.296
4	1:06.183	+0.711	15:22:48.479
5	1:17.221	+11.749	15:24:05.700
6	1:06.173	+0.701	15:25:11.873
7	1:17.063	+11.591	15:26:28.936
8	<b>1:05.472</b>		15:27:34.408
<b>(333) ANDRE SÓCIO</b>			
1	1:12.510	+4.347	15:19:02.204
2	1:09.391	+1.228	15:20:11.595
3	<b>1:08.163</b>		15:21:19.758
4	1:08.704	+0.541	15:22:28.462
<b>(38) RIAN PIOVESAN</b>			
1	1:21.544	+12.099	15:19:04.790
2	1:11.522	+2.077	15:20:16.312
3	<b>1:09.445</b>		15:21:25.757
<b>(94) ELOIR VOLKWEIS</b>			
1	1:33.212	+19.382	15:19:32.778
2	1:24.264	+10.434	15:20:57.042
3	1:26.951	+13.121	15:22:23.993
4	1:16.598	+2.768	15:23:40.591
5	<b>1:13.830</b>		15:24:54.421
6	1:14.477	+0.647	15:26:08.898
7	1:41.250	+27.420	15:27:50.148

Lap	Lap Tm	Diff	Time of Day
-----	--------	------	-------------

Lap	Lap Tm	Diff	Time of Day
-----	--------	------	-------------



GOVERNO DE  
**MATO GROSSO**



Prefeitura Municipal de  
**Santa Carmem**  
GESTÃO 2021/2024

10/11  
**6ª ETAPA**  
**SANTA CARMEM**

MX LIMMT - 6a Etapa

**Classificado pela melhor volta**

MX FORÇA LIVRE NACIONAL

Santa Carmem/MT 1,000 Km

Treino Cronometrado

09/11/2024 14:40

Qualificação iniciado em 15:17:28

POS	NUM	PILOTO	CATEGORIA	M. TEMPO	DIF LÍDER	MOTO	CIDADE	PATROCINADOR/EQUIPE
1	973	MARCOS ALEXANDRE	NAC FL	1:04.331		HONDA	SINOP	TEAM ZANKCO-ALQUIMIA FARMÁCIA MANIPUL
2	90	CLEITON BORGES	NAC FL	1:05.472	1.141	HONDA	SINOP	CASA DA SUSPENSÃO-RAUCH LOCAÇÕES DE M
3	333	ANDRE SÓCIO	NAC FL	1:08.163	3.832	HONDA	ALTA FLORESTA	RAMOS CONSTRUTORA
4	38	RIAN PIOVESAN	NAC FL	1:09.445	5.114	HONDA	JAPURANA	FAZENDA MARIA BONITA-CHURRASCARIA E RE
5	94	ELOIR VOLKWEIS	NAC FL	1:13.830	9.499	HONDA	UNIÃO DO NORT	MANINHO MOTOS

Cronometragem: MARCOS A. MANCINI - Diretor de Prova: MÁRCIO JAYME

Orbits



**MX LIMMT - 6a Etapa**


**MX JÚNIOR**

Santa Carmem/MT 1,000 Km

Treino Coronometrado

09/11/2024 14:20

Qualificação iniciado em 15:04:00



Lap	Lap Tm	Diff	Time of Day
<b>(254) ENZO CHUPEL</b>			
1	1:14.737	+4.140	15:06:37.500
2	1:12.498	+1.901	15:07:49.998
3	1:13.615	+3.018	15:09:03.613
4	1:18.441	+7.844	15:10:22.054
5	1:50.071	+39.474	15:12:12.125
6	1:10.644	+0.047	15:13:22.769
7	<b>1:10.597</b>		15:14:33.366
<b>(12) VITOR DAL MAGRO</b>			
1	1:17.048	+4.725	15:06:33.820
2	1:14.925	+2.602	15:07:48.745
3	1:14.707	+2.384	15:09:03.452
4	1:13.493	+1.170	15:10:16.945
5	<b>1:12.323</b>		15:11:29.268
6	1:13.444	+1.121	15:12:42.712
7	1:31.681	+19.358	15:14:14.393
<b>(70) LUIZ LIMA</b>			
1	1:27.901	+11.706	15:05:28.286
2	1:18.757	+2.562	15:06:47.043
3	1:17.549	+1.354	15:08:04.592
4	1:19.502	+3.307	15:09:24.094
5	<b>1:16.195</b>		15:10:40.289
6	1:17.382	+1.187	15:11:57.671
7	1:17.537	+1.342	15:13:15.208
8	1:31.600	+15.405	15:14:46.808
<b>(77) MATHEUS FELIPE</b>			
1	1:54.740	+34.384	15:06:10.944
2	1:26.520	+6.164	15:07:37.464
3	1:23.448	+3.092	15:09:00.912
4	<b>1:20.356</b>		15:10:21.268
5	1:20.798	+0.442	15:11:42.066
6	1:24.562	+4.206	15:13:06.628
<b>(538) LEONARDO SCARPARO</b>			
1	1:28.167	+5.178	15:06:57.323
2	1:23.231	+0.242	15:08:20.554
3	1:24.305	+1.316	15:09:44.859
4	1:26.299	+3.310	15:11:11.158
5	<b>1:22.989</b>		15:12:34.147
6	1:25.323	+2.334	15:13:59.470
<b>(559) CAMILA GOFFI</b>			
1	1:37.009	+7.854	15:05:53.910
2	1:31.367	+2.212	15:07:25.277
3	1:29.342	+0.187	15:08:54.619
4	1:29.570	+0.415	15:10:24.189
5	<b>1:29.155</b>		15:11:53.344
6	1:29.210	+0.055	15:13:22.554
7	1:29.188	+0.033	15:14:51.742
<b>(80) ANGELA GOFFI</b>			
1	2:00.058	+19.187	15:06:03.421
2	<b>1:40.871</b>		15:07:44.292
3	1:46.378	+5.507	15:09:30.670
4	1:46.188	+5.317	15:11:16.858
5	1:44.073	+3.202	15:13:00.931
<b>(143) MARCOS MUNHOZ</b>			
1	2:22.197	+36.739	15:07:47.838
2	2:26.167	+40.709	15:10:14.005
3	<b>1:45.458</b>		15:11:59.463
4	2:14.064	+28.606	15:14:13.527

Lap	Lap Tm	Diff	Time of Day
-----	--------	------	-------------

Lap	Lap Tm	Diff	Time of Day
-----	--------	------	-------------

Cronometragem: MARCOS A. MANCINI - Diretor de Prova: MÁRCIO JAYME

Orbits

MX LIMMT - 6a Etapa

**Classificado pela melhor volta**

MX JÚNIOR

Santa Carmem/MT 1,000 Km

Treino Coronometrado

09/11/2024 14:20

Qualificação iniciado em 15:04:00

POS	NUM	PILOTO	CATEGORIA	M. TEMPO	DIF LÍDER	MOTO	CIDADE	PATROCINADOR/EQUIPE
1	254	ENZO CHUPEL	JÚNIOR	1:10.597		GASGAS	SINOP	AGRO NOBRE-ZANKCO RACING-LD G-JULIO TR
2	12	VITOR DAL MAGRO	JÚNIOR	1:12.323	1.726	HONDA	SORRISO	REFRIGERAÇÃO DAL MAGRO
3	70	LUIZ LIMA	JÚNIOR	1:16.195	5.598	GASGAS	SORRISO	ADVOCACIA LIMA
4	77	MATHEUS FELIPE	JÚNIOR	1:20.356	9.759	KTM	TERRA NOVA DO	PARAÍSO FISH-HOTEL BOURBOM-RAMIRO DA
5	538	LEONARDO SCARPARO	JÚNIOR	1:22.989	12.392	KAWASAKI	FELIZ NATAL	LE SCARPE-HORA EXTRA-PIT STOP-CONFIAUT
6	559	CAMILA GOFFI	JÚNIOR	1:29.155	18.558	HONDA	SORRISO	HONDA MOTO IDEAL-AGRO DIRETO-CHICÃO M
7	80	ANGELA GOFFI	JÚNIOR	1:40.871	30.274	HONDA	SORRISO	AGRO DIRETO-CHICÃO MX SCHOOL
8	143	MARCOS MUNHOZ	JÚNIOR	1:45.458	34.861	YAMAHA	SINOP	R2 SPORT TRAINING

**MX LIMMT - 6a Etapa**


MX 50cc / 65cc

Santa Carmem/MT 1,000 Km

Treino Cronometrado

09/11/2024 14:00

Qualificação iniciado em 14:26:01



Lap	Lap Tm	Diff	Time of Day
<b>(25) THIAGO RAITZ</b>			
1	2:08.856	+1:27.757	14:28:26.542
2	1:56.291	+1:15.192	14:30:22.833
3	1:53.331	+1:12.232	14:32:16.164
4	1:54.694	+1:13.595	14:34:10.858
5	1:53.245	+1:12.146	14:36:04.103
6	<b>41.099</b>		14:36:45.202
<b>(268) GUSTAVO HERNANDES</b>			
1	1:48.014	+7.630	14:27:59.860
2	1:40.699	+0.315	14:29:40.559
3	1:44.938	+4.554	14:31:25.497
4	1:56.858	+16.474	14:33:22.355
5	<b>1:40.384</b>		14:35:02.739
<b>(189) CASSIANO ROMBALDI</b>			
1	1:53.619	+10.454	14:28:00.814
2	2:08.601	+25.436	14:30:09.415
3	1:52.226	+9.061	14:32:01.641
4	<b>1:43.165</b>		14:33:44.806
5	1:45.080	+1.915	14:35:29.886
6	1:50.869	+7.704	14:37:20.755
<b>(122) ENZO PERONDI</b>			
1	2:20.714	+23.241	14:28:24.731
2	2:03.080	+5.607	14:30:27.811
3	<b>1:57.473</b>		14:32:25.284
4	2:02.157	+4.684	14:34:27.441
5	1:59.575	+2.102	14:36:27.016
<b>(20) LUIS FERRARETTO</b>			
1	2:28.651	+26.558	14:28:48.907
2	2:05.403	+3.310	14:30:54.310
3	2:53.545	+51.452	14:33:47.855
4	<b>2:02.093</b>		14:35:49.948
<b>(7) HEITOR MACULAN</b>			
1	3:07.924	+59.155	14:29:14.484
2	2:16.628	+7.859	14:31:31.112
3	2:15.339	+6.570	14:33:46.451
4	<b>2:08.769</b>		14:35:55.220
<b>(100) GUSTAVO FERRARETO</b>			
1	2:29.836	+19.813	14:29:22.502
2	2:15.511	+5.488	14:31:38.013
3	2:11.471	+1.448	14:33:49.484
4	<b>2:10.023</b>		14:35:59.507
<b>(14) LUCAS FERREIRA</b>			
1	<b>2:10.229</b>		14:28:31.391
2	2:21.892	+11.663	14:30:53.283
3	2:10.954	+0.725	14:33:04.237
4	4:23.234	+2:13.005	14:37:27.471
<b>(16) BERNARDO ROMBALDI</b>			
1	3:24.473	+1:09.907	14:29:35.428
2	2:25.344	+10.778	14:32:00.772
3	2:28.885	+14.319	14:34:29.657
4	<b>2:14.566</b>		14:36:44.223
<b>(15) NICOLAS SANCHES</b>			
1	3:15.082	+22.713	14:29:42.986
2	3:15.331	+22.962	14:32:58.317
3	<b>2:52.369</b>		14:35:50.686

Lap	Lap Tm	Diff	Time of Day
<b>(333) MARIA SÓCIO</b>			
1	4:33.351	+44.425	14:30:57.857
2	<b>3:48.926</b>		14:34:46.783
<b>(85) PEDRO HENRIQUE</b>			
1	<b>5:03.883</b>		14:31:38.178
2	5:42.306	+38.423	14:37:20.484

Lap	Lap Tm	Diff	Time of Day
-----	--------	------	-------------



MX LIMMT - 6a Etapa

Classificado pela melhor volta

MX 50cc / 65cc

Santa Carmem/MT 1,000 Km

Treino Cronometrado

09/11/2024 14:00

Qualificação iniciado em 14:26:01

POS	NUM	PILOTO	CATEGORIA	M. TEMPO	DIF LÍDER	MOTO	CIDADE	PATROCINADOR/EQUIPE
1	25	THIAGO RAITZ	MX 65CC	41.099		KAWASAKI	SINOP	CAT TRANSPORTE
2	268	GUSTAVO HERNANDES	MX 65CC	1:40.384	59.285	GASGAS	SINOP	BARÃO CABELEIREIRO-HERNANDES VEÍCULO S
3	189	CASSIANO ROMBALDI	MX 65CC	1:43.165	1:02.066	YAMAHA	TERRA NOVA DO	MECÂNICA SÃO LOURENÇO
4	122	ENZO PERONDI	MX 50CC	1:57.473	1:16.374	KTM	CLÁUDIA	PANIKUS MOTO CLUBE-FAZENDA DONA TEREZ
5	20	LUIS FERRARETO	MX 65CC	2:02.093	1:20.994	KAWASAKI	PARANAITA	FAZENDA SÃO MIGUEL
6	7	HEITOR MACULAN	MX 65CC	2:08.769	1:27.670	YAMAHA	COLÍDER	POSTO PIT STOP COLÍDER
7	100	GUSTAVO FERRARETO	65CCC	2:10.023	1:28.924	KTM	ALTA FLORESTA	
8	14	LUCAS FERREIRA	MX 65CC	2:10.229	1:29.130	KTM	SORRISO	DALMAGRO REFRIGERAÇÃO-MUNDIAL AUTO P
9	16	BERNARDO ROMBALDI	MX 50CC	2:14.566	1:33.467	HONDA	TERRA NOVA DO	MECÂNICA SÃO LOURENÇO
10	15	NICOLAS SANCHES	65CC	2:52.369	2:11.270	PRO TORK	SINOP	
11	333	MARIA SÓCIO	MX 50CC	3:48.926	3:07.827	HONDA	ALTA FLORESTA	RAMOS CONSTRUTORA
12	85	PEDRO HENRIQUE	MX 50CC	5:03.883	4:22.784	KTM	ALTA FLORESTA	AMAZÔNIA METAL

MX LIMMT - 6a Etapa

MX2 JR

Santa Carmem/MT 1,000 Km

Treino Cronometrado

09/11/2024 13:40

Qualificação iniciado em 14:11:18

Lap	Lap Tm	Diff	Time of Day
<b>(69) MARCO MEYER</b>			
1	1:13.645	+4.557	14:12:36.632
2	1:11.059	+1.971	14:13:47.691
3	<b>1:09.088</b>		14:14:56.779
4	1:11.088	+2.000	14:16:07.867
5	1:16.045	+6.957	14:17:23.912
<b>(107) VICTOR LUIS</b>			
1	1:22.137	+11.526	14:12:53.486
2	<b>1:10.611</b>		14:14:04.097
3	1:11.801	+1.190	14:15:15.898
4	1:10.823	+0.212	14:16:26.721
5	1:12.151	+1.540	14:17:38.872
6	1:22.941	+12.330	14:19:01.813
7	1:11.989	+1.378	14:20:13.802
8	1:12.327	+1.716	14:21:26.129
<b>(254) ENZO CHUPEL</b>			
1	1:32.590	+21.235	14:13:13.574
2	1:19.085	+7.730	14:14:32.659
3	1:13.803	+2.448	14:15:46.462
4	1:13.761	+2.406	14:17:00.223
5	1:41.831	+30.476	14:18:42.054
6	<b>1:11.355</b>		14:19:53.409
7	1:12.043	+0.688	14:21:05.452
8	1:12.716	+1.361	14:22:18.168
<b>(116) CARLOS HENRIQUE</b>			
1	1:33.989	+22.573	14:13:09.911
2	1:14.313	+2.897	14:14:24.224
3	1:11.732	+0.316	14:15:35.956
4	<b>1:11.416</b>		14:16:47.372
5	1:11.901	+0.485	14:17:59.273
6	1:16.259	+4.843	14:19:15.532
7	1:13.728	+2.312	14:20:29.260
8	1:14.356	+2.940	14:21:43.616
<b>(376) VINICIUS TRES</b>			
1	1:43.836	+32.162	14:13:46.376
2	1:21.928	+10.254	14:15:08.304
3	1:13.322	+1.648	14:16:21.626
4	1:13.626	+1.952	14:17:35.252
5	2:15.964	+10.4290	14:19:51.216
6	<b>1:11.674</b>		14:21:02.890
<b>(281) JOÃO EHRICH</b>			
1	1:22.732	+10.979	14:13:09.426
2	<b>1:11.753</b>		14:14:21.179
3	1:13.609	+1.856	14:15:34.788
4	1:13.406	+1.653	14:16:48.194
5	1:13.235	+1.482	14:18:01.429
6	1:15.975	+4.222	14:19:17.404
7	1:14.243	+2.490	14:20:31.647
8	1:12.623	+0.870	14:21:44.270
<b>(975) HERNANDES JÚNIOR</b>			
1	1:40.925	+28.886	14:13:23.619
2	2:29.084	+1:17.045	14:15:52.703
3	1:12.935	+0.896	14:17:05.638
4	1:16.652	+4.613	14:18:22.290
5	<b>1:12.039</b>		14:19:34.329
6	1:27.624	+15.585	14:21:01.953
7	1:19.985	+7.946	14:22:21.938
<b>(984) ALAN DO NASCIMENTO</b>			

Lap	Lap Tm	Diff	Time of Day
1	1:35.310	+22.244	14:13:17.276
2	1:22.421	+9.355	14:14:39.697
3	1:14.532	+1.466	14:15:54.229
4	<b>1:13.066</b>		14:17:07.295
5	1:15.457	+2.391	14:18:22.752
6	3:26.720	+2:13.654	14:21:49.472
<b>(3) ANDERSON CERVIERI</b>			
1	1:29.533	+16.120	14:13:02.893
2	1:17.002	+3.589	14:14:19.895
3	<b>1:13.413</b>		14:15:33.308
4	1:13.841	+0.428	14:16:47.149
5	1:17.631	+4.218	14:18:04.780
6	1:21.419	+8.006	14:19:26.199
7	1:13.849	+0.436	14:20:40.048
8	1:17.335	+3.922	14:21:57.383
<b>(461) LUIZ KLICHOWSKI</b>			
1	1:23.009	+9.076	14:13:11.857
2	1:15.884	+1.951	14:14:27.741
3	1:15.477	+1.544	14:15:43.218
4	<b>1:13.933</b>		14:16:57.151
5	1:15.502	+1.569	14:18:12.653
6	1:17.475	+3.542	14:19:30.128
7	1:19.103	+5.170	14:20:49.231
8	1:15.093	+1.160	14:22:04.324
<b>(66) LUIZ MASSARIOL</b>			
1	1:20.979	+5.563	14:12:44.684
2	1:17.809	+2.393	14:14:02.493
3	1:16.232	+0.816	14:15:18.725
4	<b>1:15.416</b>		14:16:34.141
5	1:16.931	+1.515	14:17:51.072
6	1:23.909	+8.493	14:19:14.981
7	1:19.658	+4.242	14:20:34.639
8	1:23.871	+8.455	14:21:58.510
<b>(89) CRISTIAN BERNEGOZZI</b>			
1	1:39.928	+24.157	14:13:32.705
2	1:25.731	+9.960	14:14:58.436
3	1:22.385	+6.614	14:16:20.821
4	1:20.245	+4.474	14:17:41.066
5	1:23.399	+7.628	14:19:04.465
6	1:18.536	+2.765	14:20:23.001
7	<b>1:15.771</b>		14:21:38.772
<b>(461) MARCELO MORENO</b>			
1	1:29.781	+13.365	14:12:56.969
2	1:21.641	+5.225	14:14:18.610
3	1:18.418	+2.002	14:15:37.028
4	<b>1:16.416</b>		14:16:53.444
5	1:16.589	+0.173	14:18:10.033
6	1:18.910	+2.494	14:19:28.943
7	1:21.129	+4.713	14:20:50.072
8	1:16.887	+0.471	14:22:06.959
<b>(85) TIAGO FERRARETTO</b>			
1	1:22.564	+6.145	14:13:55.520
2	<b>1:16.419</b>		14:15:11.939
3	1:17.015	+0.596	14:16:28.954
<b>(87) IURY BARBOZA</b>			
1	1:36.445	+19.385	14:13:10.968
2	1:38.566	+21.506	14:14:49.534
3	1:21.233	+4.173	14:16:10.767
4	1:18.991	+1.931	14:17:29.758

Lap	Lap Tm	Diff	Time of Day
5	1:21.808	+4.748	14:18:51.566
6	1:17.436	+0.376	14:20:09.002
7	<b>1:17.060</b>		14:21:26.062
<b>(88) ALEX BORTOLUZZI</b>			
1	1:24.748	+5.888	14:13:04.839
2	1:19.057	+0.197	14:14:23.896
3	<b>1:18.860</b>		14:15:42.756
4	1:20.104	+1.244	14:17:02.860
5	1:18.889	+0.029	14:18:21.749
6	1:21.525	+2.665	14:19:43.274
7	1:19.886	+1.026	14:21:03.160
8	1:33.531	+14.671	14:22:36.691
<b>(70) LUIZ LIMA</b>			
1	1:34.743	+15.517	14:13:17.592
2	1:33.715	+14.489	14:14:51.307
3	1:48.533	+29.307	14:16:39.840
4	1:20.967	+1.741	14:18:00.807
5	1:27.930	+8.704	14:19:28.737
6	1:29.664	+10.438	14:20:58.401
7	<b>1:19.226</b>		14:22:17.627
<b>(538) LEONARDO SCARPARO</b>			
1	1:29.692	+8.742	14:13:21.012
2	1:26.912	+5.962	14:14:47.924
3	1:27.004	+6.054	14:16:14.928
4	<b>1:20.950</b>		14:17:35.878
5	1:51.335	+30.385	14:19:27.213
6	1:23.247	+2.297	14:20:50.460
7	1:23.198	+2.248	14:22:13.658
<b>(559) CAMILA GOFFI</b>			
1	1:45.266	+14.047	14:13:15.256
2	<b>1:31.219</b>		14:14:46.475
3	1:31.882	+0.663	14:16:18.357
4	1:31.995	+0.776	14:17:50.352
5	1:35.774	+4.555	14:19:26.126
6	1:32.014	+0.795	14:20:58.140

MX LIMMT - 6a Etapa

Classificado pela melhor volta

MX2 JR

Santa Carmem/MT 1,000 Km

Treino Cronometrado

09/11/2024 13:40

Qualificação iniciado em 14:11:18

POS	NUM	PILOTO	CATEGORIA	M. TEMPO	DIF LÍDER	MOTO	CIDADE	PATROCINADOR/EQUIPE
1	69	MARCO MEYER	MX2 JR	1:09.088		KTM	SINOP	VITOR MAURINA-CONSTRUTORA INNOVARE
2	107	VICTOR LUIS	MX2 JR	1:10.611	1.523	YAMAHA	SINOP	CLASSIC AUTO CENTER
3	254	ENZO CHUPEL	MX2 JR	1:11.355	2.267	YAMAHA	SINOP	AGRO NOBRE-ZANKCO RACING-LD-G-JULIO TR
4	116	CARLOS HENRIQUE	MX2 JR	1:11.416	2.328	HONDA	APIACÁS	FAZENDA LIMA-LÓTUS TERERE
5	376	VINICIUS TRES	MX2 JR	1:11.674	2.586	HONDA	ALTA FLORESTA	FLORESTA TRATORES-NERI MASTERLINK
6	281	JOÃO EHRICH	MX2 JR	1:11.753	2.665	YAMAHA	SINOP	250K AGRICULTURA EM ALTA PERFORMANCE
7	975	HERNANDES JÚNIOR	MX2 JR	1:12.039	2.951	YAMAHA	SINOP	TOP INÓVEIS-DR RICARDO-ROTA 66 VEÍCULO
8	984	ALAN DO NASCIMENTO	MX2 JR	1:13.066	3.978	KAWASAKI	SINOP	
9	3	ANDERSON CERVIERI	MX2 JR	1:13.413	4.325	KAWASAKI	CLÁUDIA	PANIKUS MOTO CLUBE
10	461	LUIZ KLICHOWSKI	MX2 JR	1:13.933	4.845	YAMAHA	SANTA CARMEM	RP CAR-CT IRON FITNESS-FAZENDA MARAVILH
11	66	LUIZ MASSARIOL	MX2 JR	1:15.416	6.328	HONDA	SANTA CARMEM	ARAGUAIA PORTAS-FAZENDA SANDRI-ESQUIN
12	89	CRISTIAN BERNEGOZZI	MX2 JR	1:15.771	6.683	HONDA	SINOP	BORRACHARIA SANTA FÉ-FAZENDA SANDRI-VI
13	461	MARCELO MORENO	MX2 JR	1:16.416	7.328	YAMAHA	SINOP	BOX1 MULTIMARCAS-IDEAL OFFROAD-RODOT
14	85	TIAGO FERRARETTO	MX2 JR	1:16.419	7.331	KAWASAKI	ALTA FLORESTA	AMAZÔNIA METAL
15	87	IURY BARBOZA	MX2 JR	1:17.060	7.972	KAWASAKI	NOVA SANTA HEL	ALMEIDA TERRAPLANAGEM
16	88	ALEX BORTOLUZZI	MX2 JR	1:18.860	9.772	HONDA	SINOP	TR BORTOLUZZI-CASA DAS MOTOS
17	70	LUIZ LIMA	MX2 JR	1:19.226	10.138	GASGAS	SORRISO	ADVOCACIA LIMA
18	538	LEONARDO SCARPARO	MX2 JR	1:20.950	11.862	KAWASAKI	FELIZ NATAL	LE SCARPE-HORA EXTRA-PIT STOP-CONFAIUT
19	559	CAMILA GOFFI	MX2 JR	1:31.219	22.131	HONDA	SORRISO	

Cronometragem: MARCOS A. MANCINI - Diretor de Prova: MÁRCIO JAYME

Orbits

**MX LIMMT - 6a Etapa**

MX INTERMEDIÁRIA NACIONAL

Santa Carmem/MT 1,000 Km

Treino Cronometrado

09/11/2024 13:20

Qualificação iniciado em 13:59:18

Lap	Lap Tm	Diff	Time of Day
<b>(38) RIAN PIOVESAN</b>			
1	1:30.597	+19.143	14:00:49.474
2	1:17.672	+6.218	14:02:07.146
3	1:14.120	+2.666	14:03:21.266
4	1:11.777	+0.323	14:04:33.043
5	<b>1:11.454</b>		14:05:44.497
6	1:12.366	+0.912	14:06:56.863
<b>(26) JOHN WILLIAM</b>			
1	1:29.246	+17.316	14:01:03.090
2	1:12.542	+0.612	14:02:15.632
3	1:30.178	+18.248	14:03:45.810
4	<b>1:11.930</b>		14:04:57.740
5	1:48.764	+36.834	14:06:46.504
6	1:15.373	+3.443	14:08:01.877
<b>(27) JOÃO PEDRO</b>			
1	1:23.546	+11.430	14:00:59.045
2	1:43.108	+30.992	14:02:42.153
3	1:38.639	+26.523	14:04:20.792
4	<b>1:12.116</b>		14:05:32.908
5	1:14.071	+1.955	14:06:46.979
6	1:15.027	+2.911	14:08:02.006
<b>(21) JOÃO BATISTA</b>			
1	1:24.284	+11.734	14:01:08.718
2	1:12.864	+0.314	14:02:21.582
3	<b>1:12.550</b>		14:03:34.132
4	1:14.111	+1.561	14:04:48.243
5	1:12.667	+0.117	14:06:00.910
6	1:13.248	+0.698	14:07:14.158
7	1:13.009	+0.459	14:08:27.167
<b>(461) JOSÉ SABO</b>			
1	1:23.862	+10.419	14:00:54.985
2	1:19.148	+5.705	14:02:14.133
3	1:16.198	+2.755	14:03:30.331
4	1:15.484	+2.041	14:04:45.815
5	<b>1:13.443</b>		14:05:59.258
6	1:15.199	+1.756	14:07:14.457
<b>(85) TIAGO FERRARETTO</b>			
1	1:28.894	+15.085	14:00:53.289
2	1:16.750	+2.941	14:02:10.039
3	1:15.037	+1.228	14:03:25.076
4	1:14.711	+0.902	14:04:39.787
5	<b>1:13.809</b>		14:05:53.596
6	1:15.614	+1.805	14:07:09.210
7	1:17.024	+3.215	14:08:26.234
<b>(333) MATEUS SÓCIO</b>			
1	1:27.986	+12.399	14:01:21.282
2	<b>1:15.587</b>		14:02:36.869
3	1:49.196	+33.609	14:04:26.065
<b>(184) RODRIGO LINDOLFO</b>			
1	1:23.350	+7.728	14:01:12.156
2	1:19.736	+4.114	14:02:31.892
3	1:18.913	+3.291	14:03:50.805
4	<b>1:15.622</b>		14:05:06.427
5	1:16.932	+1.310	14:06:23.359
6	1:16.477	+0.855	14:07:39.836
7	1:16.803	+1.181	14:08:56.639
<b>(370) FERNADO MALLMANN</b>			

Lap	Lap Tm	Diff	Time of Day
1	1:32.261	+14.843	14:01:09.699
2	1:29.420	+12.002	14:02:39.119
3	1:24.593	+7.175	14:04:03.712
4	1:21.252	+3.834	14:05:24.964
5	<b>1:17.418</b>		14:06:42.382
6	1:21.730	+4.312	14:08:04.112
<b>(78) JOSÉ DUBIELA</b>			
1	<b>1:28.544</b>		14:00:51.989
2	1:38.366	+9.822	14:02:30.355
3	1:34.642	+6.098	14:04:04.997
4	1:29.440	+0.896	14:05:34.437

Lap	Lap Tm	Diff	Time of Day
-----	--------	------	-------------

MX LIMMT - 6a Etapa

Classificado pela melhor volta

MX INTERMEDIÁRIA NACIONAL

Santa Carmem/MT 1,000 Km

Treino Cronometrado

09/11/2024 13:20

Qualificação iniciado em 13:59:18

POS	NUM	PILOTO	CATEGORIA	M. TEMPO	DIF LÍDER	MOTO	CIDADE	PATROCINADOR/EQUIPE
1	38	RIAN PIOVESAN	NAC INTER	1:11.454		HONDA	JAPURANA	FAZENDA MARIA BONITA-HOTEL CONRADO
2	26	JOHN WILLIAM	NAC INTER	1:11.930	0.476	HONDA	SINOP	ARTE FARMA-BOX 1-D IEL MADEIRAS-ECO CENT
3	27	JOÃO PEDRO	NAC INTER	1:12.116	0.662	HONDA	ALTA FLORESTA	
4	21	JOÃO BATISTA	NAC INTER	1:12.550	1.096	HONDA	COLÍDER	NENO MOTOS-MOTOCULUBE DE COLÍDER-LOSS
5	461	JOSÉ SABO	NAC INTER	1:13.443	1.989	HONDA	CLÁUDIA	BOX1 MULTIMARCAS
6	85	TIAGO FERRARETTO	NAC INTER	1:13.809	2.355	HONDA	ALTA FLORESTA	AMAZÔNIA METAL
7	333	MATEUS SÓCIO	NAC INTER	1:15.587	4.133	HONDA	ALTA FLORESTA	CONSTRUTORA RAMOS
8	184	RODRIGO LINDOLFO	NAC INTER	1:15.622	4.168	HONDA	COLÍDER	RODRIGO CONSTRUTOR-MACULAN TRANSPORT
9	370	FERNADO MALLMANN	NAC INTER	1:17.418	5.964	HONDA	FELIZ NATAL	
10	78	JOSÉ DUBIELA	INTER NAC	1:28.544	17.090	HONDA	FELIZ NATAL	



**MX LIMMT - 6a Etapa**


MX NOVATOS NACIONAL

Santa Carmem/MT 1,000 Km

Treino Cronometrado

09/11/2024 13:00

Qualificação iniciado em 13:38:47



Lap	Lap Tm	Diff	Time of Day
<b>(7) HERNANDES JÚNIOR</b>			
1	1:42.267	+28.900	13:40:41.382
2	1:27.906	+14.539	13:42:09.288
3	1:28.930	+15.563	13:43:38.218
4	1:16.359	+2.992	13:44:54.577
5	1:18.144	+4.777	13:46:12.721
6	<b>1:13.367</b>		13:47:26.088
7	1:23.125	+9.758	13:48:49.213
<b>(85) TIAGO FERRARETTO</b>			
1	1:43.501	+29.644	13:40:46.994
2	1:26.276	+12.419	13:42:13.270
3	1:20.276	+6.419	13:43:33.546
4	1:20.844	+6.987	13:44:54.390
5	1:25.303	+11.446	13:46:19.693
6	1:20.402	+6.545	13:47:40.095
7	<b>1:13.857</b>		13:48:53.952
<b>(12) VITOR HUGO</b>			
1	1:26.362	+10.599	13:40:20.444
2	1:37.012	+21.249	13:41:57.456
3	1:20.952	+5.189	13:43:18.408
4	1:19.286	+3.523	13:44:37.694
5	1:19.970	+4.207	13:45:57.664
6	1:17.574	+1.811	13:47:15.238
7	<b>1:15.763</b>		13:48:31.001
<b>(27) JOÃO PEDRO</b>			
1	1:27.342	+11.531	13:40:18.844
2	1:22.117	+6.306	13:41:40.961
3	1:24.292	+8.481	13:43:05.253
4	<b>1:15.811</b>		13:44:21.064
5	1:16.776	+0.965	13:45:37.840
6	1:16.595	+0.784	13:46:54.435
<b>(2) ICARO ORTEGA</b>			
1	1:34.868	+17.912	13:40:24.814
2	1:35.508	+18.552	13:42:00.322
3	1:20.207	+3.251	13:43:20.529
4	1:20.903	+3.947	13:44:41.432
5	1:19.451	+2.495	13:46:00.883
6	1:17.317	+0.361	13:47:18.200
7	<b>1:16.956</b>		13:48:35.156
8	1:18.706	+1.750	13:49:53.862
<b>(87) LEONARDO MAITELLI</b>			
1	1:24.793	+7.302	13:41:33.680
2	1:20.127	+2.636	13:42:53.807
3	<b>1:17.491</b>		13:44:11.298
4	1:19.888	+2.397	13:45:31.186
5	1:19.056	+1.565	13:46:50.242
6	1:25.223	+7.732	13:48:15.465
7	1:34.605	+17.114	13:49:50.070
<b>(333) MATEUS SÓCIO</b>			
1	1:42.278	+24.188	13:40:48.056
2	1:22.905	+4.815	13:42:10.961
3	1:18.449	+0.359	13:43:29.410
4	<b>1:18.090</b>		13:44:47.500
5	1:20.920	+2.830	13:46:08.420
6	1:35.057	+16.967	13:47:43.477
7	2:16.219	+58.129	13:49:59.696
<b>(29) JOÃO EHRICH</b>			
1	1:26.139	+7.715	13:40:15.043

Lap	Lap Tm	Diff	Time of Day
2	1:20.777	+2.353	13:41:35.820
3	1:19.039	+0.615	13:42:54.859
4	<b>1:18.424</b>		13:44:13.283
<b>(184) RODRIGO LINDOLFO</b>			
1	1:45.770	+27.134	13:40:54.897
2	1:25.119	+6.483	13:42:20.016
3	1:24.772	+6.136	13:43:44.788
4	1:24.906	+6.270	13:45:09.694
5	1:23.875	+5.239	13:46:33.569
6	1:19.731	+1.095	13:47:53.300
7	<b>1:18.636</b>		13:49:11.936
<b>(370) FERNANDO MALLMANN</b>			
1	1:34.758	+11.829	13:40:27.386
2	1:38.347	+15.418	13:42:05.733
3	1:30.554	+7.625	13:43:36.287
4	1:30.290	+7.361	13:45:06.577
5	1:28.139	+5.210	13:46:34.716
6	1:23.593	+0.664	13:47:58.309
7	<b>1:22.929</b>		13:49:21.238
<b>(22) LEONARDO MASSARIOL</b>			
1	1:39.506	+8.181	13:40:34.981
2	1:32.665	+1.340	13:42:07.646
3	1:41.275	+9.950	13:43:48.921
4	<b>1:31.325</b>		13:45:20.246
5	1:31.656	+0.331	13:46:51.902
6	1:50.948	+19.623	13:48:42.850
7	1:43.688	+12.363	13:50:26.538

Cronometragem: MARCOS A. MANCINI - Diretor de Prova: MÁRCIO JAYME

Orbits

MX LIMMT - 6a Etapa

Classificado pela melhor volta

MX NOVATOS NACIONAL

Santa Carmem/MT 1,000 Km

Treino Cronometrado

09/11/2024 13:00

Qualificação iniciado em 13:38:47

POS	NUM	PILOTO	CATEGORIA	M. TEMPO	DIF LÍDER	MOTO	CIDADE	PATROCINADOR/EQUIPE
1	7	HERNANDES JÚNIOR	NAC NOV	1:13.367		HONDA	SINOP	MEU SALGADO FAVORITO-JRC EMPREENDEMEI
2	85	TIAGO FERRARETTO	NAC NOV	1:13.857	0.490	HONDA	ALTA FLORESTA	AMAZÔNIA METAL
3	12	VITOR HUGO	NAC NOV	1:15.763	2.396	HONDA	SORRISO	
4	27	JOÃO PEDRO	NAC NOV	1:15.811	2.444	HONDA	ALTA FLORESTA	
5	2	ICARO ORTEGA	NAC NOV	1:16.956	3.589	HONDA	SINOP	
6	87	LEONARDO MAITELLI	NAC NOV	1:17.491	4.124	HONDA	ALTA FLORESTA	ALMEIDA TERRAPLANAGEM-RESTAURANTE PIC
7	333	MATEUS SÓCIO	NAC NOV	1:18.090	4.723	HONDA	ALTA FLORESTA	CONSTRUTORA RAMOS
8	29	JOÃO EHRICH	NAC NOV	1:18.424	5.057	HONDA	SINOP	BOX 1 MULTIMARCAS-HONDA MOTO IDEAL-JO
9	184	RODRIGO LINDOLFO	NAC NOV	1:18.636	5.269	HONDA	COLÍDER	MACULAN TRANSPORTES-LÍDER MADEIRA-GOR
10	370	FERNANDO MALLMANN	NAC NOV	1:22.929	9.562	HONDA	FELIZ NATAL	
11	22	LEONARDO MASSARIOL	NAC NOV	1:31.325	17.958	HONDA	SINOP	ARAGUAIA PORTAS