

MX RONDÔNIA - 10a Etapa

IMPORTADA PRO

S. M. do Guaporé/RO 1,000 Km

RESULTADO GERAL

POS	NUM	PILOTO	1 B	2 B	TOTAL	MOTO	CIDADE	PATROCINADOR/EQUIPE
1	169	DIEGO HENNING	25	25	50	KTM	SÃO MIGUEL DO GUAPORÉ	EDUARDO TOLEDO-CAPÉ DO BILHANTE-SENDEL
2	51	HUGO AMARAL	22	22	44	KTM	PORTO VELHO	FOX MOTOS-M7 MOTOS
3	187	JACSON CARDOSO	20	20	40	KAWASAKI	VILHENA	NORTON PREPARAÇÕES
4	318	DANILO ASSUMPTÃO	15	18	33	KAWASAKI	VILHENA	DNL LAVAGENS
5	3	RODRIGO BRUMATTI	16	16	32	KAWASAKI	ESPIGÃO DO OESTE	BRUMATTI MOTOS-MARCINHO DAS CALHAS-ACADE
6	68	UALISON MACHADO	12	15	27	HONDA	SÃO MIGUEL DO GUAPORÉ	
7	46	MARCIO BRIGIDO	13	14	27	YAMAHA	CACOAL	MEGA BOM
8	110	HERMESSON ARAÚJO	18	--	18	KAWASAKI	ARIQUEMES	MX RACING-CONSTRUTEC MAT CONSTRUÇÕES DIES
9	17	LUIZ AZEVEDO	14	0	14	YAMAHA	CACOAL	
10	29	THIAGO BOIADEIRO	11	--	11	HONDA	ARIQUEMES	BOI NÃO PRA AGRONEGÓCIO-GLOSS STORE
11	22	NELSON MELLO	10	--	10	KAWASAKI	ARIQUEMES	
12	96	RAFAEL ERRAN	9	--	9	YAMAHA	VILHENA	CONCEPT AUTOMOTIVE
13	55	VITOR HUGO	8	--	8	KAWASAKI	PRESIDENTE MÉDICE	VIDRAÇARIA E MAMORARIA 1ª LINHA



10ª ETAPA
2024
19 E 20 OUTUBRO
SÃO MIGUEL
DO GUAPORÉ

SETUR
Superintendência Estadual de Turismo



Governo do Estado de
RONDÔNIA

DEPUTADO ESTADUAL
ISMAEL CRISPIN

MX RONDÔNIA - 10a Etapa


IMPORTADA PRO

S. M. do Guaporé/RO 1,000 Km

2a Bateria

20/10/2024 17:00

Corrida iniciado em 17:20:12



Lap	Lap Tm	Diff	Time of Day
(169) DIEGO HENNING			
1	1:10.443		17:22:19.427
2	1:11.122	+0.679	17:23:30.549
3	1:21.612	+11.169	17:24:52.161
4	1:11.921	+1.478	17:26:04.082
5	1:11.830	+1.387	17:27:15.912
6	1:11.747	+1.304	17:28:27.659
7	1:12.692	+2.249	17:29:40.351
8	1:13.586	+3.143	17:30:53.937
9	1:12.905	+2.462	17:32:06.842
10	1:12.482	+2.039	17:33:19.324
11	1:15.046	+4.603	17:34:34.370
12	1:11.951	+1.508	17:35:46.321
13	1:12.556	+2.113	17:36:58.877
14	1:11.971	+1.528	17:38:10.848
(51) HUGO AMARAL			
1	1:13.843	+0.396	17:22:24.462
2	1:14.715	+1.268	17:23:39.177
3	1:15.376	+1.929	17:24:54.553
4	1:13.706	+0.259	17:26:08.259
5	1:13.447		17:27:21.706
6	1:15.688	+2.241	17:28:37.394
7	1:16.630	+3.183	17:29:54.024
8	1:16.357	+2.910	17:31:10.381
9	1:15.614	+2.167	17:32:25.995
10	1:17.166	+3.719	17:33:43.161
11	1:25.616	+12.169	17:35:08.777
12	1:18.446	+4.999	17:36:27.223
13	1:16.891	+3.444	17:37:44.114
14	1:17.517	+4.070	17:39:01.631
(187) JACSON CARDOSO			
1	1:19.901	+2.159	17:22:37.618
2	1:19.647	+1.905	17:23:57.265
3	1:18.375	+0.633	17:25:15.640
4	1:18.343	+0.601	17:26:33.983
5	1:18.118	+0.376	17:27:52.101
6	1:18.281	+0.539	17:29:10.382
7	1:18.742	+1.000	17:30:29.124
8	1:17.742		17:31:46.866
9	1:18.458	+0.716	17:33:05.324
10	1:17.834	+0.092	17:34:23.158
11	1:19.448	+1.706	17:35:42.606
12	1:21.192	+3.450	17:37:03.798
13	1:21.967	+4.225	17:38:25.765
(318) DANILO ASSUMPCÃO			
1	1:17.415		17:22:30.776
2	1:18.460	+1.045	17:23:49.236
3	1:18.418	+1.003	17:25:07.654
4	1:18.548	+1.133	17:26:26.202
5	1:19.502	+2.087	17:27:45.704
6	1:18.551	+1.136	17:29:04.255
7	1:22.596	+5.181	17:30:26.851
8	1:18.713	+1.298	17:31:45.564
9	1:18.838	+1.423	17:33:04.402
10	1:21.579	+4.164	17:34:25.981
11	1:21.841	+4.426	17:35:47.822
12	1:20.109	+2.694	17:37:07.931
13	1:21.688	+4.273	17:38:29.619
(3) RODRIGO BRUMATTI			
1	1:20.612	+3.090	17:22:36.399
2	1:19.319	+1.797	17:23:55.718

Lap	Lap Tm	Diff	Time of Day
3	1:19.472	+1.950	17:25:15.190
4	1:20.755	+3.233	17:26:35.945
5	1:20.484	+2.962	17:27:56.429
6	1:19.123	+1.601	17:29:15.552
7	1:20.461	+2.939	17:30:36.013
8	1:19.937	+2.415	17:31:55.950
9	1:18.820	+1.298	17:33:14.770
10	1:19.221	+1.699	17:34:33.991
11	1:20.436	+2.914	17:35:54.427
12	1:18.999	+1.477	17:37:13.426
13	1:17.522		17:38:30.948
(68) UALISON MACHADO			
1	1:20.067		17:22:36.904
2	1:20.401	+0.334	17:23:57.305
3	1:21.842	+1.775	17:25:19.147
4	1:21.737	+1.670	17:26:40.884
5	1:20.924	+0.857	17:28:01.808
6	1:20.912	+0.845	17:29:22.720
7	1:21.401	+1.334	17:30:44.121
8	1:26.976	+6.909	17:32:11.097
9	1:20.395	+0.328	17:33:31.492
10	1:20.230	+0.163	17:34:51.722
11	1:22.622	+2.555	17:36:14.344
12	1:22.448	+2.381	17:37:36.792
13	1:22.682	+2.615	17:38:59.474
(46) MARCIO BRIGIDO			
1	1:20.996		17:22:39.828
2	1:21.693	+0.697	17:24:01.521
3	1:22.914	+1.918	17:25:24.435
4	1:22.974	+1.978	17:26:47.409
5	1:24.369	+3.373	17:28:11.778
6	1:23.979	+2.983	17:29:35.757
7	1:25.464	+4.468	17:31:01.221
8	1:24.239	+3.243	17:32:25.460
9	1:25.593	+4.597	17:33:51.053
10	1:25.120	+4.124	17:35:16.173
11	1:24.713	+3.717	17:36:40.886
12	1:26.499	+5.503	17:38:07.385
13	1:27.093	+6.097	17:39:34.478
(17) LUIZ AZEVEDO			
1	1:21.743	+2.695	17:22:44.633
2	1:19.048		17:24:03.681
3	1:23.262	+4.214	17:25:26.943
4	1:23.818	+4.770	17:26:50.761
5	1:26.408	+7.360	17:28:17.169



MX RONDÔNIA - 10a Etapa

Classificado por voltas

IMPORTADA PRO

S. M. do Guaporé/RO 1,000 Km

2a Bateria

20/10/2024 17:00

Corrida iniciado em 17:20:12

POS	NUM	PILOTO	CATEGORIA	VOLTAS	DIF LÍDER	MOTO	CIDADE	PATROCINADOR/EQUIPE
1	169	DIEGO HENNING	IMP PRO	14		KTM	SÃO MIGUEL DO GUA	EDUARDO TOLEDO-CARÉ AIO BRILLANTE-ISMAEL CRISPIN
2	51	HUGO AMARAL	IMP PRO	14	50.783	KTM	PORTO VELHO	FOX MOTOS-M7 MOTOS
3	187	JACSON CARDOSO	IMP PRO	13	1 Volta	KAWASAKI	VILHENA	NORTON PREPARAÇÕES
4	318	DANILO ASSUMPÇÃO	IMP PRO	13	1 Volta	KAWASAKI	VILHENA	DNL LAVAGENS
5	3	RODRIGO BRUMATTI	IMP PRO	13	1 Volta	KAWASAKI	ESPIGÃO DO OESTE	BRUMATTI MOTOS-MARCINHO DAS CALHAS-ACADEM
6	68	UALISON MACHADO	IMP PRO	13	1 Volta	HONDA	SÃO MIGUEL DO GUA	
7	46	MARCIO BRIGIDO	IMP PRO	13	1 Volta	YAMAHA	CACOAL	MEGA BOM

Não classificado (50% = 7 Voltas)

17 LUIZ AZEVEDO IMP PRO 5 9 Voltas YAMAHA CACOAL

Margem da Vitoria

velocidade Media

Tempo Melhor volta

Melhor Veloc.

Melhor Volta por..

50.783

46,755

1:10.443

51,105

169 - DIEGO HENNING

Cronometragem: MARCOS A. MANCINI - www.mancini.esp.br

Orbits



**10ª ETAPA
2024**
19 E 20 OUTUBRO
SÃO MIGUEL
DO GUAPORÉ

SETUR
Superintendência Estadual de
Turismo



DEPUTADO ESTADUAL
**ISMAEL
CRISPIN**

MX RONDÔNIA - 10a Etapa

NACIONAL INTERMEDIARIA

S. M. do Guaporé/RO 1,000 Km

Corrida

20/10/2024 16:30

Corrida iniciado em 16:36:44

Lap	Lap Tm	Diff	Time of Day
(17) LUIS AZEVEDO			
1	1:22.442	+3.519	16:39:15.976
2	1:23.880	+4.957	16:40:39.856
3	1:20.372	+1.449	16:42:00.228
4	1:21.042	+2.119	16:43:21.270
5	1:19.403	+0.480	16:44:40.673
6	1:20.034	+1.111	16:46:00.707
7	1:20.407	+1.484	16:47:21.114
8	1:22.205	+3.282	16:48:43.319
9	1:20.217	+1.294	16:50:03.536
10	1:18.923		16:51:22.459
11	1:23.815	+4.892	16:52:46.274

Lap	Lap Tm	Diff	Time of Day
(151) NATAN VALANI			
1	1:24.162	+4.969	16:39:10.197
2	1:22.725	+3.532	16:40:32.922
3	1:20.725	+1.532	16:41:53.647
4	1:19.193		16:43:12.840
5	1:23.110	+3.917	16:44:35.950
6	1:20.623	+1.430	16:45:56.573
7	1:23.294	+4.101	16:47:19.867
8	1:22.240	+3.047	16:48:42.107
9	1:25.470	+6.277	16:50:07.577
10	1:19.866	+0.673	16:51:27.443
11	1:20.341	+1.148	16:52:47.784

Lap	Lap Tm	Diff	Time of Day
(56) RUAN OLIVEIRA			
1	1:22.847	+2.491	16:39:14.531
2	1:21.033	+0.677	16:40:35.564
3	1:20.356		16:41:55.920
4	1:20.458	+0.102	16:43:16.378
5	1:20.491	+0.135	16:44:36.869
6	1:21.170	+0.814	16:45:58.039
7	1:22.302	+1.946	16:47:20.341
8	1:20.766	+0.410	16:48:41.107
9	1:20.862	+0.506	16:50:01.969
10	1:22.288	+1.932	16:51:24.257
11	1:24.004	+3.648	16:52:48.261

Lap	Lap Tm	Diff	Time of Day
(117) PEDRO TUSTLHER			
1	1:20.330		16:39:06.690
2	1:20.461	+0.131	16:40:27.151
3	1:21.781	+1.451	16:41:48.932
4	1:22.815	+2.485	16:43:11.747
5	1:23.190	+2.860	16:44:34.937
6	1:22.203	+1.873	16:45:57.140
7	1:24.697	+4.367	16:47:21.837
8	1:26.488	+6.158	16:48:48.325
9	1:25.759	+5.429	16:50:14.084
10	1:24.623	+4.293	16:51:38.707
11	1:21.888	+1.558	16:53:00.595

Lap	Lap Tm	Diff	Time of Day
(94) GUTIERREZ VALANI			
1	1:23.612	+2.148	16:39:13.496
2	1:23.656	+2.192	16:40:37.152
3	1:22.723	+1.259	16:41:59.875
4	1:21.963	+0.499	16:43:21.838
5	1:22.936	+1.472	16:44:44.774
6	1:22.519	+1.055	16:46:07.293
7	1:23.280	+1.816	16:47:30.573
8	1:23.022	+1.558	16:48:53.595
9	1:24.807	+3.343	16:50:18.402
10	1:22.322	+0.858	16:51:40.724
11	1:21.464		16:53:02.188

Lap	Lap Tm	Diff	Time of Day
(7) ROMÁRIO AVELINO			
1	1:22.621	+1.023	16:39:15.048
2	1:23.149	+1.551	16:40:38.197
3	1:23.199	+1.601	16:42:01.396
4	1:23.194	+1.596	16:43:24.590
5	1:22.889	+1.291	16:44:47.479
6	1:24.098	+2.500	16:46:11.577
7	1:23.002	+1.404	16:47:34.579
8	1:22.671	+1.073	16:48:57.250
9	1:22.479	+0.881	16:50:19.729
10	1:22.486	+0.888	16:51:42.215
11	1:21.598		16:53:03.813

Lap	Lap Tm	Diff	Time of Day
(91) LUIZ PAULO			
1	1:25.008	+3.461	16:39:20.288
2	1:22.622	+1.075	16:40:42.910
3	1:22.513	+0.966	16:42:05.423
4	1:21.547		16:43:26.970
5	1:23.058	+1.511	16:44:50.028
6	1:23.009	+1.462	16:46:13.037
7	1:22.542	+0.995	16:47:35.579
8	1:22.261	+0.714	16:48:57.840
9	1:23.087	+1.540	16:50:20.927
10	1:22.320	+0.773	16:51:43.247
11	1:22.444	+0.897	16:53:05.691

Lap	Lap Tm	Diff	Time of Day
(118) HUDSON CARLOS			
1	1:27.851	+2.009	16:39:23.231
2	1:26.150	+0.308	16:40:49.381
3	1:25.842		16:42:15.223
4	1:26.565	+0.723	16:43:41.788
5	1:27.237	+1.395	16:45:09.025
6	1:26.828	+0.986	16:46:35.853
7	1:26.177	+0.335	16:48:02.030
8	1:26.959	+1.117	16:49:28.989
9	1:26.372	+0.530	16:50:55.361
10	1:26.588	+0.746	16:52:21.949
11	1:27.235	+1.393	16:53:49.184

Lap	Lap Tm	Diff	Time of Day
(100) RODRIGO JAN			
1	1:28.897	+4.584	16:39:29.070
2	1:28.796	+4.483	16:40:57.866
3	1:26.373	+2.060	16:42:24.239
4	1:24.313		16:43:48.552
5	1:25.805	+1.492	16:45:14.357
6	1:27.176	+2.863	16:46:41.533
7	1:28.757	+4.444	16:48:10.290
8	1:24.313		16:49:34.603
9	1:25.110	+0.797	16:50:59.713
10	1:28.757	+4.444	16:52:28.470
11	1:24.738	+0.425	16:53:53.208

Lap	Lap Tm	Diff	Time of Day
(190) WERIQUE HENRIQUE			
1	1:27.288	+3.362	16:39:28.517
2	1:27.132	+3.206	16:40:55.649
3	1:24.618	+0.692	16:42:20.267
4	1:23.970	+0.044	16:43:44.237
5	1:26.061	+2.135	16:45:10.298
6	1:25.914	+1.988	16:46:36.212
7	1:25.902	+1.976	16:48:02.114
8	1:23.926		16:49:26.040
9	1:33.581	+9.655	16:50:59.621
10	1:34.210	+10.284	16:52:33.831
11	1:27.862	+3.936	16:54:01.693

(428) TULIO DE OLIVEIRA			
--------------------------------	--	--	--

Lap	Lap Tm	Diff	Time of Day
1	1:26.482	+0.562	16:39:18.351
2	1:25.920		16:40:44.271
3	1:28.528	+2.608	16:42:12.799
4	1:30.012	+4.092	16:43:42.811
5	1:28.499	+2.579	16:45:11.310
6	1:29.644	+3.724	16:46:40.954
7	1:28.525	+2.605	16:48:09.479
8	1:32.700	+6.780	16:49:42.179
9	1:30.118	+4.198	16:51:12.297
10	1:29.019	+3.099	16:52:41.316
11	1:27.291	+1.371	16:54:08.607

Lap	Lap Tm	Diff	Time of Day
(98) MANOEL GUILHERME			
1	1:30.898	+5.024	16:39:24.914
2	1:31.801	+5.927	16:40:56.715
3	1:32.659	+6.785	16:42:29.374
4	1:28.974	+3.100	16:43:58.348
5	1:26.434	+0.560	16:45:24.782
6	1:28.498	+2.624	16:46:53.280
7	1:26.738	+0.864	16:48:20.018
8	1:25.874		16:49:45.892
9	1:27.201	+1.327	16:51:13.093
10	1:29.435	+3.561	16:52:42.528
11	1:27.154	+1.280	16:54:09.682

Lap	Lap Tm	Diff	Time of Day
(619) REGINALDO BAIÃO			
1	1:25.818	+2.424	16:39:22.892
2	1:26.568	+3.174	16:40:49.460
3	1:27.288	+3.894	16:42:16.748
4	1:27.585	+4.191	16:43:44.333
5	1:30.179	+6.785	16:45:14.512
6	1:28.170	+4.776	16:46:42.682
7	1:26.695	+3.301	16:48:09.377
8	1:23.394		16:49:32.771
9	1:45.643	+22.249	16:51:18.414
10	1:28.930	+5.536	16:52:47.344

Lap	Lap Tm	Diff	Time of Day
(16) JAERSON ROMÃO			
1	1:28.509	+3.548	16:39:26.893
2	1:27.423	+2.462	16:40:54.316
3	1:37.706	+12.745	16:42:32.022
4	1:29.529	+4.568	16:44:01.551
5	1:24.961		16:45:26.512
6	1:25.657	+0.696	16:46:52.169
7	1:25.626	+0.665	16:48:17.795
8	1:26.956	+1.995	16:49:44.751
9	1:28.646	+3.685	16:51:13.397
10	1:38.166	+13.205	16:52:51.563

Lap	Lap Tm	Diff	Time of Day
(96) RAFAEL ERRAN			
1	1:25.293	+0.975	16:39:21.376
2	1:24.318		16:40:45.694
3	1:24.399	+0.081	16:42:10.093
4	1:29.586	+5.268	16:43:39.679
5	1:27.466	+3.148	16:45:07.145
6	1:27.079	+2.761	16:46:34.224
7	1:30.200	+5.882	16:48:04.424
8	1:27.230	+2.912	16:49:31.654
9	1:39.989	+15.671	16:51:11.643
10	1:42.125	+17.807	16:52:53.768

Lap	Lap Tm	Diff	Time of Day
(364) JEAN SIMONATO			
1	1:29.500	+2.881	16:39:31.910
2	1:27.639	+1.020	16:40:59.549
3	1:27.488	+0.869	16:42:27.037
4	1:26.619		16:43:53.656

Cronometragem: MARCOS A. MANCINI - www.mancini.esp.br

Orbits





10ª ETAPA
2024
19 E 20 OUTUBRO
SÃO MIGUEL
DO GUAPORÉ

SETUR
Superintendência Estadual de
Turismo



Governo do Estado de
RONDÔNIA

DEPUTADO ESTADUAL
ISMAEL
CRISPIN

MX RONDÔNIA - 10a Etapa


NACIONAL INTERMEDIARIA

S. M. do Guaporé/RO 1,000 Km

Corrida

20/10/2024 16:30

Corrida iniciado em 16:36:44



Lap	Lap Tm	Diff	Time of Day
5	1:29.381	+2.762	16:45:23.037
6	1:28.544	+1.925	16:46:51.581
7	1:29.597	+2.978	16:48:21.178
8	1:31.121	+4.502	16:49:52.299
9	1:28.302	+1.683	16:51:20.601
10	1:34.163	+7.544	16:52:54.764

(90) EDSON LOUVEM


Lap	Lap Tm	Diff	Time of Day
1	1:29.607	+3.536	16:39:27.412
2	1:28.343	+2.272	16:40:55.755
3	1:35.701	+9.630	16:42:31.456
4	1:26.071		16:43:57.527
5	1:28.020	+1.949	16:45:25.547
6	1:27.980	+1.909	16:46:53.527
7	1:28.890	+2.819	16:48:22.417
8	1:31.257	+5.186	16:49:53.674
9	1:27.905	+1.834	16:51:21.579
10	1:34.043	+7.972	16:52:55.622

(337) JOSIVAN QUIEZI

Lap	Lap Tm	Diff	Time of Day
1	1:27.810		16:39:28.153
2	1:29.369	+1.559	16:40:57.522
3	2:01.367	+33.557	16:42:58.889
4	1:31.569	+3.759	16:44:30.458

(101) KEVEN AUGUSTO

Lap	Lap Tm	Diff	Time of Day
1	1:51.671		16:40:09.109
2	1:56.579	+4.908	16:42:05.688



MX RONDÔNIA - 10a Etapa

Classificado por voltas

NACIONAL INTERMEDIARIA

S. M. do Guaporé/RO 1,000 Km

Corrida

20/10/2024 16:30

Corrida iniciado em 16:36:44

POS	NUM	PILOTO	CATEGORIA	VOLTAS	DIF LÍDER	MOTO	CIDADE	PATROCINADOR/EQUIPE
1	17	LUIS AZEVEDO	NAC INTER	11		HONDA	CACOAL	STA ENGENHARIA-ELBINHO PREPARAÇÕES-TICO SUS
2	151	NATAN VALANI	NAC INTER	11	1.510	HONDA	NOVO HORIZONTE DI	MOTOMAIS NBO-CAFEIEIRA VALANI-JD CHOPP
3	56	RUAN OLIVEIRA	NAC INTER	11	1.987	HONDA	ROLIM DE MOURA	MOTO MAIS-DUARTE TERRAPLANAGEM-CHERRY STC
4	117	PEDRO TUSTLHER	NAC INTER	11	14.321	HONDA	MIRANTE DA SERRA	AREAL UNIÃO-AGRO NUTRI-MAIKON MOTOS-CURICO
5	94	GUTIERREZ VALANI	NAC INTER	11	15.914	HONDA	NOVO HORIZONTE DI	ELBINHO PREPARAÇÕES
6	7	ROMÁRIO AVELINO	NAC INTER	11	17.539	HONDA	SANTA LUZIA DO OES	GD MOTO PEÇAS-ELBINHO PREPARAÇÕES-STORCK H
7	91	LUIZ PAULO	NAC INTER	11	19.417	HONDA	JARU	CRISTINA MOTO PEÇAS
8	118	HUDSON CARLOS	NAC INTER	11	1:02.910	HONDA	COLORADO DO OEST	MK RACING-ARENA VILA RICA-LANÇONETE SABORI
9	100	RODRIGO JAN	NAC INTER	11	1:06.934	HONDA	ESPIGAO DO OESTE	FAMÍLIA
10	190	WERIQUE HENRIQUE	NAC INTER	11	1:15.419	HONDA	ROLIM DE MOURA	METALÚRGICA DO IRMÃO SAMUEL
11	428	TULIO DE OLIVEIRA	NAC INTER	11	1:22.333	HONDA	ALVORADA DO OESTE	LANÇONETE DO POLACO-PONTO DO AÇAI
12	98	MANOEL GUILHERME	NAC INTER	11	1:23.408	HONDA	PRESIDENTE MÉDICI	ELBINHO PREPARAÇÕES-INVICTUS PROJETOS E ENG
13	619	REGINALDO BAIÃO	NAC INTER	10	1 Volta	HONDA	VALE DO ANARI	ANARY BARBER SHOP-TOP CLIMA AUTOMOTIVO
14	16	JAERSON ROMÃO	NAC INTER	10	1 Volta	HONDA	MONTE NEGRO	ROMÃO MOTOS-SANDRO DA FARMÁCIA-RIOLE LEITE
15	96	RAFAEL ERRAN	NAC INTER	10	1 Volta	HONDA	VILHENA	CONCEPT AUTOMOTIVE
16	364	JEAN SIMONATO	NAC INTER	10	1 Volta	HONDA	MONTE NEGRO	ARIEL MOTOS
17	90	EDSON LOUVEM	NAC INTER	10	1 Volta	HONDA	ROLIM DE MOURA	LOUVEM PREPARAÇÕES

Não classificado (50% = 5 Voltas)

337	JOSIVAN QUIEZI	NAC INTER	4	7 Voltas	HONDA	JI-PARANA
101	KEVEN AUGUSTO	NAC INTER	2	9 Voltas	HONDA	JI-PARANA

Margem da Vitoria	velocidade Media	Tempo Melhor volta	Melhor Veloc.	Melhor Volta por..
1.510	41,175	1:18.923	45,614	17 - LUIS AZEVEDO

Cronometragem: MARCOS A. MANCINI - www.mancini.esp.br

Orbits



10ª ETAPA
2024
19 E 20 OUTUBRO
SÃO MIGUEL
DO GUAPORÉ

SETUR
Superintendência Estadual de
Turismo



Governo do Estado de
RONDÔNIA

DEPUTADO ESTADUAL
ISMAEL
CRISPIN

MX RONDÔNIA - 10a Etapa

MIRIM S. M. do Guaporé/RO 1,000 Km
Corrida 20/10/2024 16:00
Corrida iniciado em 16:13:49

Lap	Lap Tm	Diff	Time of Day	Lap	Lap Tm	Diff	Time of Day	Lap	Lap Tm	Diff	Time of Day
(269) ERICK MAGALHÃES											
1	1:17.285	+0.523	16:17:28.272								
2	1:16.762		16:18:45.034								
3	1:18.799	+2.037	16:20:03.833								
4	1:21.790	+5.028	16:21:25.623								
5	1:25.005	+8.243	16:22:50.628								
6	1:17.905	+1.143	16:24:08.533								
7	1:24.356	+7.594	16:25:32.889								
8	1:22.425	+5.663	16:26:55.314								
(6) HEITOR KLUSKA											
1	1:20.923	+0.736	16:17:33.723								
2	1:20.461	+0.274	16:18:54.184								
3	1:24.551	+4.364	16:20:18.735								
4	1:24.496	+4.309	16:21:43.231								
5	1:20.187		16:23:03.418								
6	1:21.157	+0.970	16:24:24.575								
7	1:21.138	+0.951	16:25:45.713								
8	1:25.056	+4.869	16:27:10.769								
(4) ALGUSTO ROVER											
1	1:49.451	+4.089	16:18:21.925								
2	1:46.633	+1.271	16:20:08.558								
3	1:45.362		16:21:53.920								
4	1:46.555	+1.193	16:23:40.475								
5	1:48.911	+3.549	16:25:29.386								
6	1:49.121	+3.759	16:27:18.507								
(87) CESAR GUILHERME											
1	2:29.320	+13.113	16:20:26.430								
2	2:26.435	+10.228	16:22:52.865								
3	2:20.854	+4.647	16:25:13.719								
4	2:16.207		16:27:29.926								

Cronometragem: MARCOS A. MANCINI - www.mancini.esp.br Orbits



MX RONDÔNIA - 10a Etapa

Classificado por voltas

MIRIM

S. M. do Guaporé/RO 1,000 Km

Corrida

20/10/2024 16:00

Corrida iniciado em 16:13:49

POS	NUM	PILOTO	CATEGORIA	VOLTAS	DIF LÍDER	MOTO	CIDADE	PATROCINADOR/EQUIPE
1	269	ERICK MAGALHÃES	MIRIM	8		KTM	NOVA MAMORÉ	GT OIL-AIBARA-D.R. PET CLINICA E PET SHOP-HELLI
2	6	HEITOR KLUSKA	MIRIM	8	15.455	GASGAS	ROLIM DE MOURA	POSTO MAIS
3	4	ALGUSTO ROVER	MIRIM	6	2 Voltas	KTM	ALTA FLORESTA DO O	AGRO MAIS
4	87	CESAR GUILHERME	MIRIM	4	4 Voltas	KTM	PIMENTA BUENO	RODOPAV-LINDÁGUA-RECANTO MOTOS-VINNY MAQ

Margem da Vitoria

velocidade Media

Tempo Melhor volta

Melhor Veloc.

Melhor Volta por..

15.455

36,663

1:16.762

46,898

269 - ERICK MAGALHÃES

Cronometragem: MARCOS A. MANCINI - www.mancini.esp.br

Orbits

MX RONDÔNIA - 10a Etapa

IMPORTADA MX4 / MX5

S. M. do Guaporé/RO 1,000 Km

Corrida

20/10/2024 15:30

Corrida iniciado em 15:46:07

Lap	Lap Tm	Diff	Time of Day
(9) GIVANILDO CANDIOTTO			
1	1:18.338	+0.718	15:48:25.599
2	1:19.024	+1.404	15:49:44.623
3	1:19.348	+1.728	15:51:03.971
4	1:20.245	+2.625	15:52:24.216
5	1:23.250	+5.630	15:53:47.466
6	1:20.364	+2.744	15:55:07.830
7	1:17.620		15:56:25.450
8	1:17.752	+0.132	15:57:43.202
9	1:18.711	+1.091	15:59:01.913
10	1:20.377	+2.757	16:00:22.290
11	1:21.330	+3.710	16:01:43.620

Lap	Lap Tm	Diff	Time of Day
(77) ITAMAR TADEU			
1	1:19.013	+0.420	15:48:29.116
2	1:20.195	+1.602	15:49:49.311
3	1:21.112	+2.519	15:51:10.423
4	1:19.118	+0.525	15:52:29.541
5	1:18.593		15:53:48.134
6	1:19.397	+0.804	15:55:07.531
7	1:19.832	+1.239	15:56:27.363
8	1:20.257	+1.664	15:57:47.620
9	1:21.452	+2.859	15:59:09.072
10	1:22.366	+3.773	16:00:31.438
11	1:24.204	+5.611	16:01:55.642

Lap	Lap Tm	Diff	Time of Day
(6) VANDERLEI JUNIOR			
1	1:21.360	+1.071	15:48:32.930
2	1:20.721	+0.432	15:49:53.651
3	1:20.890	+0.601	15:51:14.541
4	1:21.162	+0.873	15:52:35.703
5	1:20.675	+0.386	15:53:56.378
6	1:21.221	+0.932	15:55:17.599
7	1:21.647	+1.358	15:56:39.246
8	1:20.430	+0.141	15:57:59.676
9	1:20.289		15:59:19.965
10	1:21.493	+1.204	16:00:41.458
11	1:26.767	+6.478	16:02:08.225

Lap	Lap Tm	Diff	Time of Day
(11) ÉDER STENZEL			
1	1:19.366		15:48:27.811
2	1:20.589	+1.223	15:49:48.400
3	1:20.515	+1.149	15:51:08.915
4	1:21.586	+2.220	15:52:30.501
5	1:22.143	+2.777	15:53:52.644
6	1:22.241	+2.875	15:55:14.885
7	1:21.785	+2.419	15:56:36.670
8	1:21.770	+2.404	15:57:58.440
9	1:23.509	+4.143	15:59:21.949
10	1:23.742	+4.376	16:00:45.691
11	1:25.623	+6.257	16:02:11.314

Lap	Lap Tm	Diff	Time of Day
(777) ROBSON ROCHA			
1	1:22.585	+0.941	15:48:37.293
2	1:23.679	+2.035	15:50:00.972
3	1:23.405	+1.761	15:51:24.377
4	1:24.028	+2.384	15:52:48.405
5	1:22.509	+0.865	15:54:10.914
6	1:21.644		15:55:32.558
7	1:23.429	+1.785	15:56:55.987
8	1:22.040	+0.396	15:58:18.027
9	1:22.556	+0.912	15:59:40.583
10	1:23.691	+2.047	16:01:04.274
11	1:25.995	+4.351	16:02:30.269

Lap	Lap Tm	Diff	Time of Day
(818) EDUARDO RAMOS			
1	1:24.860		15:48:41.868
2	1:27.835	+2.975	15:50:09.703
3	1:28.253	+3.393	15:51:37.956
4	1:29.034	+4.174	15:53:06.990
5	1:29.332	+4.472	15:54:36.322
6	1:29.720	+4.860	15:56:06.042
7	1:29.344	+4.484	15:57:35.386
8	1:30.214	+5.354	15:59:05.600
9	1:31.745	+6.885	16:00:37.345
10	1:32.585	+7.725	16:02:09.930

Lap	Lap Tm	Diff	Time of Day
(217) JONAS TORQUATO			
1	1:29.478	+0.573	15:48:49.166
2	1:30.142	+1.237	15:50:19.308
3	1:30.498	+1.593	15:51:49.806
4	1:29.870	+0.965	15:53:19.676
5	1:28.905		15:54:48.581
6	1:30.213	+1.308	15:56:18.794
7	1:32.718	+3.813	15:57:51.512
8	1:29.116	+0.211	15:59:20.628
9	1:31.937	+3.032	16:00:52.565
10	1:33.575	+4.670	16:02:26.140

Lap	Lap Tm	Diff	Time of Day
(21) VITOR FERREIRA			
1	1:23.902	+3.457	15:48:39.818
2	1:21.477	+1.032	15:50:01.295
3	1:23.137	+2.692	15:51:24.432
4	1:22.732	+2.287	15:52:47.164
5	1:21.605	+1.160	15:54:08.769
6	1:29.153	+8.708	15:55:37.922
7	1:21.274	+0.829	15:56:59.196
8	1:22.095	+1.650	15:58:21.291
9	1:20.445		15:59:41.736
10	2:47.194	+1:26.749	16:02:28.930

Lap	Lap Tm	Diff	Time of Day
(10) NIDEVAL AMARAL			
1	1:33.404	+4.309	15:49:00.237
2	1:34.416	+5.321	15:50:34.653
3	1:29.985	+0.890	15:52:04.638
4	1:29.095		15:53:33.733
5	1:30.288	+1.193	15:55:04.021
6	1:34.024	+4.929	15:56:38.045
7	1:32.326	+3.231	15:58:10.371
8	1:29.495	+0.400	15:59:39.866
9	1:30.567	+1.472	16:01:10.433
10	1:35.688	+6.593	16:02:46.121

Lap	Lap Tm	Diff	Time of Day
(157) CLAUDINEY CARDOSO			
1	1:32.813	+3.708	15:48:54.953
2	1:33.139	+4.034	15:50:28.092
3	1:29.830	+0.725	15:51:57.922
4	1:29.534	+0.429	15:53:27.456
5	1:30.490	+1.385	15:54:57.946
6	1:42.574	+13.469	15:56:40.520
7	1:31.216	+2.111	15:58:11.736
8	1:29.105		15:59:40.841
9	1:35.278	+6.173	16:01:16.119
10	1:32.735	+3.630	16:02:48.854

Lap	Lap Tm	Diff	Time of Day
(15) VALTER LEAL			
1	1:34.865	+2.799	15:49:03.428
2	1:33.581	+1.515	15:50:37.009
3	1:32.066		15:52:09.075
4	1:33.846	+1.780	15:53:42.921
5	1:35.937	+3.871	15:55:18.858

Lap	Lap Tm	Diff	Time of Day
6	1:32.475	+0.409	15:56:51.333
7	1:32.751	+0.685	15:58:24.084
8	1:34.788	+2.722	15:59:58.872
9	1:45.389	+13.323	16:01:44.261

Lap	Lap Tm	Diff	Time of Day
(234) CLAUDEMIR CARDOSO			
1	1:35.720	+0.329	15:49:00.073
2	1:35.391		15:50:35.464
3	1:35.608	+0.217	15:52:11.072
4	1:36.001	+0.610	15:53:47.073
5	1:39.636	+4.245	15:55:26.709
6	1:37.325	+1.934	15:57:04.034
7	1:38.751	+3.360	15:58:42.785
8	1:38.024	+2.633	16:00:20.809
9	1:38.823	+3.432	16:01:59.632

Lap	Lap Tm	Diff	Time of Day
(164) WILLIAN SILVA			
1	1:36.915	+0.830	15:48:58.052
2	1:41.566	+5.481	15:50:39.618
3	1:36.085		15:52:15.703
4	1:38.347	+2.262	15:53:54.050
5	1:36.871	+0.786	15:55:30.921
6	1:36.101	+0.016	15:57:07.022
7	1:39.045	+2.960	15:58:46.067
8	1:38.893	+2.808	16:00:24.960
9	1:55.320	+19.235	16:02:20.280

Lap	Lap Tm	Diff	Time of Day
(220) EDENILSON PASSARELLO			
1	1:35.717	+3.624	15:49:13.787
2	1:34.816	+2.723	15:50:48.603
3	1:32.093		15:52:20.696
4	1:34.733	+2.640	15:53:55.429
5	1:36.357	+4.264	15:55:31.786
6	1:34.614	+2.521	15:57:06.400
7	1:32.717	+0.624	15:58:39.117
8	2:29.424	+57.331	16:01:08.541
9	1:56.221	+24.128	16:03:04.762

Lap	Lap Tm	Diff	Time of Day
(16) MAURO RIBEIRO			
1	1:54.933	+6.332	15:49:30.209
2	1:54.021	+5.420	15:51:24.230
3	1:48.971	+0.370	15:53:13.201
4	1:48.666	+0.065	15:55:01.867
5	1:56.230	+7.629	15:56:58.097
6	1:52.048	+3.447	15:58:50.145
7	1:48.601		16:00:38.746
8	2:12.065	+23.464	16:02:50.811

Lap	Lap Tm	Diff	Time of Day
(88) ADRIANO NEVES			
1	1:36.491	+0.030	15:49:16.902
2	1:36.461		15:50:53.363
3	1:36.739	+0.278	15:52:30.102
4	1:37.921	+1.460	15:54:08.023
5	1:38.187	+1.726	15:55:46.210

Lap	Lap Tm	Diff	Time of Day
(333) CARLOS CASARIN			
1	1:23.728		15:48:38.390

MX RONDÔNIA - 10a Etapa

Classificado por voltas

IMPORTADA MX4 / MX5

S. M. do Guaporé/RO 1,000 Km

Corrida

20/10/2024 15:30

Corrida iniciado em 15:46:07

POS	NUM	PILOTO	CATEGORIA	VOLTAS	DIF LÍDER	MOTO	CIDADE	PATROCINADOR/EQUIPE
1	9	GIVANILDO CANDIOTTO	IMP MX4	11		YAMAHA	VILHENA	FAZ AGROFARRA
2	77	ITAMAR TADEU	IMP MX4	11	12.022	KTM	CACOAL	ITF MULTIMARCAS
3	6	VANDERLEI JUNIOR	IMP MX4	11	24.605	YAMAHA	ROLIM DE MOURA	POSTO MAIS
4	11	ÉDER STENZEL	IMP MX4	11	27.694	HONDA	PORTO VELHO	ÉDER MOTOS
5	777	ROBSON ROCHA	IMP MX4	11	46.649	YAMAHA	MACHADINHO D'OES	MEGA MOTOS-D ELUXE CLOSET-FORT MADEIRAS-TI
6	818	EDUARDO RAMOS	IMP MX4	10	1 Volta	HONDA	ARIQUEMES	
7	217	JONAS TORQUATO	IMP MX4	10	1 Volta	HUSQVARNA	ARIQUEMES	CENTRAL TRANSPORTE-NK RACING-PREFEITA CARLI
8	21	VITOR FERREIRA	IMP MX4	10	1 Volta	KTM	SÃO MIGUEL DO GUA	MORGAN TERRAPLANAGEM-TORNEARIA VIOTO-RO III
9	10	NIDEVAL AMARAL	IMP MX4-5	10	1 Volta	YAMAHA	JI-PARANÁ	FOX MOTOS
10	157	CLAUDINEY CARDOSO	IMP MX4	10	1 Volta	YAMAHA	JI-PARANÁ	BADECO MOTOS
11	15	VALTER LEAL	IMP MX4-5	9	2 Voltas	YAMAHA	PORTO VELHO	UNIDAS AUTO CENTER-FEDERAL BURGER
12	234	CLAUDEMIR CARDOSO	IMP MX4	9	2 Voltas	KAWASAKI	JI-PARANÁ	MX CONSTRUTORA-ENZO EMPREDIMENTOS
13	164	WILLIAN SILVA	IMP MX4	9	2 Voltas	YAMAHA	ESPIGAO DO OESTE	WCAR CENTRO AUTOMOTIVO PEÇAS E SERVIÇOS
14	220	EDENILSON PASSARELLI	IMP MX4-5	9	2 Voltas	HUSQVARNA	CACOAL	BRIZOLA RACING
15	16	MAURO RIBEIRO	IMP MX4-5	8	3 Voltas	KTM	ARIQUEMES	
16	88	ADRIANO NEVES	IMP MX4	5	6 Voltas	KTM	ALTA FLORESTA DO O	AGRO MAIS

Não classificado (50% = 5 Voltas)

333	CARLOS CASARIN	IMP MX4	1	10 Voltas	HONDA	MACHADINHO D'OES	MEGA MOTOS
-----	----------------	---------	---	-----------	-------	------------------	------------

Margem da Vitoria

velocidade Media

Tempo Melhor volta

Melhor Veloc.

Melhor Volta por..

12.022

42,284

1:17.620

46,380

9 - GIVANILDO CANDIOTTO

Cronometragem: MARCOS A. MANCINI - www.mancini.esp.br

Orbits

MX RONDÔNIA - 10a Etapa

IMPORTADA PRO

S. M. do Guaporé/RO 1,000 Km

1a Bateria

20/10/2024 14:30

Corrida iniciado em 15:10:20

Lap	Lap Tm	Diff	Time of Day
(169) DIEGO HENNING			
1	1:13.302	+1.122	15:12:30.451
2	1:12.391	+0.211	15:13:42.842
3	1:13.075	+0.895	15:14:55.917
4	1:12.826	+0.646	15:16:08.743
5	1:12.725	+0.545	15:17:21.468
6	1:12.180		15:18:33.648
7	1:14.766	+2.586	15:19:48.414
8	1:15.339	+3.159	15:21:03.753
9	1:14.852	+2.672	15:22:18.605
10	1:14.317	+2.137	15:23:32.922
11	1:13.176	+0.996	15:24:46.098
12	1:13.148	+0.968	15:25:59.246
13	1:13.401	+1.221	15:27:12.647
14	1:12.617	+0.437	15:28:25.264

(51) HUGO AMARAL			
1	1:16.875	+1.323	15:12:36.863
2	1:17.952	+2.400	15:13:54.815
3	1:15.859	+0.307	15:15:10.674
4	1:15.649	+0.097	15:16:26.323
5	1:16.877	+1.325	15:17:43.200
6	1:17.542	+1.990	15:19:00.742
7	1:15.552		15:20:16.294
8	1:17.786	+2.234	15:21:34.080
9	1:19.105	+3.553	15:22:53.185
10	1:18.308	+2.756	15:24:11.493
11	1:18.151	+2.599	15:25:29.644
12	1:16.394	+0.842	15:26:46.038
13	1:17.801	+2.249	15:28:03.839
14	1:19.264	+3.712	15:29:23.103

(187) JACSON CARDOSO			
1	1:20.826	+4.234	15:12:44.969
2	1:18.989	+2.397	15:14:03.958
3	1:17.960	+1.368	15:15:21.918
4	1:16.592		15:16:38.510
5	1:16.726	+0.134	15:17:55.236
6	1:17.683	+1.091	15:19:12.919
7	1:18.239	+1.647	15:20:31.158
8	1:18.118	+1.526	15:21:49.276
9	1:17.946	+1.354	15:23:07.222
10	1:18.229	+1.637	15:24:25.451
11	1:19.887	+3.295	15:25:45.338
12	1:19.808	+3.216	15:27:05.146
13	1:20.124	+3.532	15:28:25.270

(110) HERMESSON ARAÚJO			
1	1:17.237		15:12:40.744
2	1:17.417	+0.180	15:13:58.161
3	1:17.848	+0.611	15:15:16.009
4	1:18.037	+0.800	15:16:34.046
5	1:19.680	+2.443	15:17:53.726
6	1:18.545	+1.308	15:19:12.271
7	1:21.502	+4.265	15:20:33.773
8	1:22.964	+5.727	15:21:56.737
9	1:22.651	+5.414	15:23:19.388
10	1:21.954	+4.717	15:24:41.342
11	1:23.472	+6.235	15:26:04.814
12	1:24.625	+7.388	15:27:29.439
13	1:25.293	+8.056	15:28:54.732

(3) RODRIGO BRUMATTI			
1	1:23.451	+2.431	15:12:47.922
2	1:22.415	+1.395	15:14:10.337

3	1:21.020		15:15:31.357
4	1:21.076	+0.056	15:16:52.433
5	1:21.369	+0.349	15:18:13.802
6	1:22.059	+1.039	15:19:35.861
7	1:22.530	+1.510	15:20:58.391
8	1:22.017	+0.997	15:22:20.408
9	1:21.315	+0.295	15:23:41.723
10	1:21.597	+0.577	15:25:03.320
11	1:22.498	+1.478	15:26:25.818
12	1:21.535	+0.515	15:27:47.353
13	1:22.420	+1.400	15:29:09.773

(318) DANILO ASSUMPÇÃO			
1	1:23.925	+3.230	15:12:52.905
2	1:22.961	+2.266	15:14:15.866
3	1:21.765	+1.070	15:15:37.631
4	1:20.695		15:16:58.326
5	1:22.421	+1.726	15:18:20.747
6	1:21.843	+1.148	15:19:42.590
7	1:23.344	+2.649	15:21:05.934
8	1:23.674	+2.979	15:22:29.608
9	1:22.453	+1.758	15:23:52.061
10	1:22.212	+1.517	15:25:14.273
11	1:21.768	+1.073	15:26:36.041
12	1:21.548	+0.853	15:27:57.589
13	1:23.007	+2.312	15:29:20.596

(17) LUIZ AZEVEDO			
1	1:27.310	+6.855	15:12:54.951
2	1:22.524	+2.069	15:14:17.475
3	1:25.334	+4.879	15:15:42.809
4	1:22.582	+2.127	15:17:05.391
5	1:22.487	+2.032	15:18:27.878
6	1:22.072	+1.617	15:19:49.950
7	1:21.465	+1.010	15:21:11.415
8	1:21.065	+0.610	15:22:32.480
9	1:20.455		15:23:52.935
10	1:24.903	+4.448	15:25:17.838
11	1:23.886	+3.431	15:26:41.724
12	1:24.363	+3.908	15:28:06.087
13	1:22.422	+1.967	15:29:28.509

(46) MARCIO BRIGIDO			
1	1:24.233	+1.547	15:12:52.533
2	1:22.686		15:14:15.219
3	1:23.833	+1.147	15:15:39.052
4	1:23.928	+1.242	15:17:02.980
5	1:24.998	+2.312	15:18:27.978
6	1:25.537	+2.851	15:19:53.515
7	1:23.881	+1.195	15:21:17.396
8	1:24.850	+2.164	15:22:42.246
9	1:24.648	+1.962	15:24:06.894
10	1:24.735	+2.049	15:25:31.629
11	1:24.624	+1.938	15:26:56.253
12	1:26.229	+3.543	15:28:22.482
13	1:27.238	+4.552	15:29:49.720

(68) UALISON MACHADO			
1	1:23.331	+2.296	15:12:50.897
2	1:23.032	+1.997	15:14:13.929
3	1:22.672	+1.637	15:15:36.601
4	1:28.020	+6.985	15:17:04.621
5	1:21.035		15:18:25.656
6	1:22.418	+1.383	15:19:48.074
7	1:35.612	+14.577	15:21:23.686
8	1:27.490	+6.455	15:22:51.176

9	1:29.612	+8.577	15:24:20.788
10	1:26.851	+5.816	15:25:47.639
11	1:26.037	+5.002	15:27:13.676
12	1:25.302	+4.267	15:28:38.978

(29) THIAGO BOIADEIRO			
1	1:26.341	+2.780	15:12:59.463
2	1:24.879	+1.318	15:14:24.342
3	1:23.561		15:15:47.903
4	1:41.972	+18.411	15:17:29.875
5	1:28.795	+5.234	15:18:58.670
6	1:29.127	+5.566	15:20:27.797
7	1:29.884	+6.323	15:21:57.681
8	1:48.888	+25.327	15:23:46.569
9	1:29.303	+5.742	15:25:15.872
10	1:24.897	+1.336	15:26:40.769
11	1:23.714	+0.153	15:28:04.483
12	1:25.156	+1.595	15:29:29.639

(22) NELSON MELLO			
1	1:25.148	+2.597	15:12:56.776
2	1:22.551		15:14:19.327
3	1:24.825	+2.274	15:15:44.152
4	1:23.393	+0.842	15:17:07.545
5	1:23.583	+1.032	15:18:31.128
6	1:32.345	+9.794	15:20:03.473
7	1:26.481	+3.930	15:21:29.954
8	1:29.020	+6.469	15:22:58.974
9	1:24.110	+1.559	15:24:23.084
10	1:25.850	+3.299	15:25:48.934

(96) RAFAEL ERRAN			
1	1:26.725	+0.582	15:13:11.693
2	1:26.143		15:14:37.836
3	1:27.535	+1.392	15:16:05.371
4	1:30.063	+3.920	15:17:35.434
5	1:28.989	+2.846	15:19:04.423
6	1:26.311	+0.168	15:20:30.734
7	1:55.642	+29.499	15:22:26.376
8	1:41.173	+15.030	15:24:07.549

(55) VITOR HUGO			
1	1:31.541		15:13:08.740
2	1:33.447	+1.906	15:14:42.187
3	1:36.920	+5.379	15:16:19.107
4	1:34.323	+2.782	15:17:53.430
5	1:36.065	+4.524	15:19:29.495
6	1:38.203	+6.662	15:21:07.698
7	1:38.306	+6.765	15:22:46.004
8	1:41.841	+10.300	15:24:27.845

MX RONDÔNIA - 10a Etapa

Classificado por voltas

IMPORTADA PRO

S. M. do Guaporé/RO 1,000 Km

1a Bateria

20/10/2024 14:30

Corrida iniciado em 15:10:20

POS	NUM	PILOTO	CATEGORIA	VOLTAS	DIF LÍDER	MOTO	CIDADE	PATROCINADOR/EQUIPE
1	169	DIEGO HENNING	IMP PRO	14		KTM	SÃO MIGUEL DO GUA	EDUARDO TOLEDO-CARÉ AIO BRILHANTE-ISMAEL CRISPIN
2	51	HUGO AMARAL	IMP PRO	14	57.839	KTM	PORTO VELHO	FOX MOTOS-M7 MOTOS
3	187	JACSON CARDOSO	IMP PRO	13	1 Volta	KAWASAKI	VILHENA	NORTON PREPARAÇÕES
4	110	HERMESSON ARAÚJO	IMP PRO	13	1 Volta	KAWASAKI	ARIQUEMES	WX RACING-CONSTRUTEC MAT CONSTRUÇÕES DIESE
5	3	RODRIGO BRUMATTI	IMP PRO	13	1 Volta	KAWASAKI	ESPIGÃO DO OESTE	BRUMATTI MOTOS-MARCINHO DAS CALHAS-ACADEM
6	318	DANILO ASSUMPTÃO	IMP PRO	13	1 Volta	KAWASAKI	VILHENA	DNL LAVAGENS
7	17	LUIZ AZEVEDO	IMP PRO	13	1 Volta	YAMAHA	CACOAL	
8	46	MARCIO BRIGIDO	IMP PRO	13	1 Volta	YAMAHA	CACOAL	MEGA BOM
9	68	UALISON MACHADO	IMP PRO	12	2 Voltas	HONDA	SÃO MIGUEL DO GUA	
10	29	THIAGO BOIADEIRO	IMP PRO	12	2 Voltas	HONDA	ARIQUEMES	BOI NÃO PRA AGRONEGÓCIO-GLOSS STORE
11	22	NELSON MELLO	IMP PRO	10	4 Voltas	KAWASAKI	ARIQUEMES	
12	96	RAFAEL ERRAN	IMP PRO	8	6 Voltas	YAMAHA	VILHENA	CONCEPT AUTOMOTIVE
13	55	VITOR HUGO	IMP PRO	8	6 Voltas	KAWASAKI	PRESIDENTE MÉDICE	VIDRAÇARIA E MAMORARIA 1ª LINHA

Margem da Vitoria

velocidade Media

Tempo Melhor volta

Melhor Veloc.

Melhor Volta por..

57.839

46,476

1:12.180

49,875

169 - DIEGO HENNING

Cronometragem: MARCOS A. MANCINI - www.mancini.esp.br

Orbits

MX RONDÔNIA - 10a Etapa

INFANTIL

S. M. do Guaporé/RO 1,000 Km

Corrida

20/10/2024 14:00

Corrida iniciado em 14:33:23

Lap	Lap Tm	Diff	Time of Day
(290) MURILLO NEVES			
1	1:30.123	+1.371	14:36:02.599
2	1:30.145	+1.393	14:37:32.744
3	1:29.725	+0.973	14:39:02.469
4	1:31.182	+2.430	14:40:33.651
5	1:29.807	+1.055	14:42:03.458
6	1:28.752		14:43:32.210
7	1:30.401	+1.649	14:45:02.611
8	1:29.395	+0.643	14:46:32.006
(33) PEDRO HENRIQUE			
1	1:29.970	+1.003	14:36:05.197
2	1:28.967		14:37:34.164
3	1:29.396	+0.429	14:39:03.560
4	1:35.384	+6.417	14:40:38.944
5	1:31.303	+2.336	14:42:10.247
6	1:30.004	+1.037	14:43:40.251
7	1:29.699	+0.732	14:45:09.950
8	1:31.489	+2.522	14:46:41.439
(7) LUCAS CÂMARA			
1	1:37.246	+3.152	14:36:15.631
2	1:35.644	+1.550	14:37:51.275
3	1:36.227	+2.133	14:39:27.502
4	1:36.465	+2.371	14:41:03.967
5	1:34.094		14:42:38.061
6	1:34.202	+0.108	14:44:12.263
7	1:35.963	+1.869	14:45:48.226
8	1:35.059	+0.965	14:47:23.285
(269) ERICK MAGALHÃES			
1	1:30.069	+1.660	14:36:06.342
2	1:28.938	+0.529	14:37:35.280
3	1:29.168	+0.759	14:39:04.448
4	1:29.459	+1.050	14:40:33.907
5	1:30.537	+2.128	14:42:04.444
6	1:28.409		14:43:32.853
7	1:30.931	+2.522	14:45:03.784
(220) PEDRO PASSARELLO			
1	1:48.477		14:36:41.925
2	1:49.503	+1.026	14:38:31.428
3	1:51.276	+2.799	14:40:22.704
4	1:53.802	+5.325	14:42:16.506
5	1:48.554	+0.077	14:44:05.060
6	1:51.743	+3.266	14:45:56.803
7	1:52.366	+3.889	14:47:49.169
(217) JOAQUIM BECARIA			
1	2:23.063	+16.858	14:37:15.889
2	2:13.393	+7.188	14:39:29.282
3	2:20.631	+14.426	14:41:49.913
4	2:11.145	+4.940	14:44:01.058
5	2:09.125	+2.920	14:46:10.183
6	2:06.205		14:48:16.388
(276) SAMUEL PAIVA			
1	2:27.196	+3.344	14:38:03.005
2	3:00.914	+37.062	14:41:03.919
3	2:28.043	+4.191	14:43:31.962
4	2:28.710	+4.858	14:46:00.672
5	2:23.852		14:48:24.524

Lap Lap Tm Diff Time of Day

Lap Lap Tm Diff Time of Day

MX RONDÔNIA - 10a Etapa

Classificado por voltas

INFANTIL

S. M. do Guaporé/RO 1,000 Km

Corrida

20/10/2024 14:00

Corrida iniciado em 14:33:23

POS	NUM	PILOTO	CATEGORIA	VOLTAS	DIF LÍDER	MOTO	CIDADE	PATROCINADOR/EQUIPE
1	290	MURILLO NEVES	INFANTIL	8		GASGAS	ALTA FLORESTA DO O	PAI
2	33	PEDRO HENRIQUE	INFANTIL	8	9.433	YAMAHA	ARIQUEMES	RUMOTOS
3	7	LUCAS CÂMARA	INFANTIL	8	51.279	KTM	CACOAL	CAPIXABA IRRIGAÇÃO-DONADELLI ELETRÔNICOS-PR
4	269	ERICK MAGALHÃES	INFANTIL	7	1 Volta	KTM	NOVA MAMORÉ	GT OIL-AIBARA-D.R. PET CLINICA E PET SHOP-HELLI
5	220	PEDRO PASSARELLO	INFANTIL	7	1 Volta	KAWASAKI	CACOAL	BRIZOLA RACING
6	217	JOAQUIM BECARIA	INFANTIL	6	2 Voltas	GASGAS	ARIQUEMES	CENTRAL TRANSPORTE
7	276	SAMUEL PAIVA	INFANTIL	5	3 Voltas	HUSQVARNA	SERINGUEIRAS	SMART GUAPORÉ SUPERMERCADO

Margem da Vitoria

velocidade Media

Tempo Melhor volta

Melhor Veloc.

Melhor Volta por..

9.433

36,536

1:28.409

40,720

269 - ERICK MAGALHÃES

Cronometragem: MARCOS A. MANCINI - www.mancini.esp.br

Orbits

MX RONDÔNIA - 10a Etapa

Classificado por voltas

JÚNIOR / FEMININA

S. M. do Guaporé/RO 1,000 Km

Corrida

20/10/2024 13:30

Corrida iniciado em 14:06:25

POS	NUM	PILOTO	CATEGORIA	VOLTAS	DIF LÍDER	MOTO	CIDADE	PATROCINADOR/EQUIPE
FEMININA								
1	7	DAIANY KELLY	FEMININA	8		HONDA	SANTA LUZIA DO OES	STORCK HORAS MÁQUINA-GD MOTO PEÇAS-ELBINH
2	38	KELLY PERSCH	FEMININA	8	2.672	HONDA	ARIQUEMES	VOLMAQ
3	21	BEATRIZ INGREDY	FEMININA	8	2:03.290	HONDA	SÃO MIGUEL DO GUA	MORGAN TERRAPLANAGEN-TORNEARIA VIOTO-ROVI
4	17	LORENA OLIVEIRA	FEMININA	7	1 Volta	HUSQVARNA	MONTE NEGRO	FARMÁCIA DO SANDRO-TOK MÔVEIS-GERALDO VERI
5	48	ALICIA SANTOS	FEMININA	6	2 Voltas	HONDA	SANTA LUZIA DO OES	POLAQUINHO POSTO DE MOLAS-D ISBARON BATERIA
6	27	EDUARDA BUCIOLI	FEMININA	5	3 Voltas	HONDA	SÃO FRANCISCO DO I	
7	99	LUÍSA ANDREOLI	FEMININA	5	3 Voltas	KAWASAKI	PORTO VELHO	RONDÔNIAOVIVO-PROMOVE BRINDES-VIDA ODONT
JÚNIOR								
1	221	PEDRO ANDRADE	JÚNIOR	9		GASGAS	NOVA MUTUM PARAN.	DISTRIBUIDORA IMPÉRIO-DRAGA VITÓRIA-BARBEI
2	190	WERIQUE HENRIQUE	JÚNIOR	9	30.053	HONDA	ROLIM DE MOURA	METALÚRGICA DO IRMÃO SAMUEL-ELBIM PREPARAÇ
3	7	LUCAS CÂMARA	JÚNIOR	8	1 Volta	YAMAHA	CACOAL	CAPIXABA IRRIGAÇÃO-DONADELLI ELETRÔNICOS-PR
4	290	MURILLO NEVES	JÚNIOR	8	1 Volta	GASGAS	ALTA FLORESTA DO O	PAI
5	121	KAUÃ GOMES	JÚNIOR	8	1 Volta	GASGAS	ARIQUEMES	NK RACING-HS DIESEL-MUSTELO STORE-CENTRAL T
6	44	GUILHERME NEVES	JÚNIOR	7	2 Voltas	HONDA	ALTA FLORESTA DO O	AGRO MAIS

Margem da Vitoria

velocidade Media

Tempo Melhor volta

Melhor Veloc.

Melhor Volta por..

30.053

38,921

1:23.615

43,054

221 - PEDRO ANDRADE

Cronometragem: MARCOS A. MANCINI - www.mancini.esp.br

Orbits

MX RONDÔNIA - 10a Etapa

JÚNIOR / FEMININA

S. M. do Guaporé/RO 1,000 Km

Corrida

20/10/2024 13:30

Corrida iniciado em 14:06:25

Lap	Lap Tm	Diff	Time of Day
(221) PEDRO ANDRADE			
1	1:25.220	+1.605	14:08:58.184
2	1:23.803	+0.188	14:10:21.987
3	1:24.311	+0.696	14:11:46.298
4	1:27.533	+3.918	14:13:13.831
5	1:23.939	+0.324	14:14:37.770
6	1:23.615		14:16:01.385
7	1:23.906	+0.291	14:17:25.291
8	1:26.401	+2.786	14:18:51.692
9	1:26.396	+2.781	14:20:18.088

Lap	Lap Tm	Diff	Time of Day
(190) WERIQUE HENRIQUE			
1	1:27.059	+1.444	14:09:00.982
2	1:25.615		14:10:26.597
3	1:27.208	+1.593	14:11:53.805
4	1:28.056	+2.441	14:13:21.861
5	1:27.507	+1.892	14:14:49.368
6	1:25.855	+0.240	14:16:15.223
7	1:29.783	+4.168	14:17:45.006
8	1:27.289	+1.674	14:19:12.295
9	1:35.846	+10.231	14:20:48.141

Lap	Lap Tm	Diff	Time of Day
(7) LUCAS CÂMARA			
1	1:35.558	+1.624	14:09:16.268
2	1:34.480	+0.546	14:10:50.748
3	1:35.382	+1.448	14:12:26.130
4	1:35.149	+1.215	14:14:01.279
5	1:34.376	+0.442	14:15:35.655
6	1:35.652	+1.718	14:17:11.307
7	1:33.934		14:18:45.241
8	1:36.251	+2.317	14:20:21.492

Lap	Lap Tm	Diff	Time of Day
(290) MURILLO NEVES			
1	1:35.829	+0.609	14:09:17.923
2	1:36.276	+1.056	14:10:54.199
3	1:37.620	+2.400	14:12:31.819
4	1:37.574	+2.354	14:14:09.393
5	1:35.220		14:15:44.613
6	1:36.910	+1.690	14:17:21.523
7	1:36.698	+1.478	14:18:58.221
8	1:39.143	+3.923	14:20:37.364

Lap	Lap Tm	Diff	Time of Day
(121) KAUÃ GOMES			
1	1:35.856	+1.202	14:09:20.130
2	1:36.084	+1.430	14:10:56.214
3	1:36.798	+2.144	14:12:33.012
4	1:39.316	+4.662	14:14:12.328
5	1:36.812	+2.158	14:15:49.140
6	1:37.217	+2.563	14:17:26.357
7	1:36.996	+2.342	14:19:03.353
8	1:34.654		14:20:38.007

Lap	Lap Tm	Diff	Time of Day
(7) DAIANY KELLY			
1	1:41.619	+6.400	14:10:03.729
2	1:39.811	+4.592	14:11:43.540
3	1:42.450	+7.231	14:13:25.990
4	1:39.319	+4.100	14:15:05.309
5	1:40.292	+5.073	14:16:45.601
6	1:39.357	+4.138	14:18:24.958
7	1:35.219		14:20:00.177
8	1:35.408	+0.189	14:21:35.585

Lap	Lap Tm	Diff	Time of Day
(38) KELLY PERSCH			
1	1:43.319	+3.583	14:09:29.894
2	1:43.920	+4.184	14:11:13.814

Lap	Lap Tm	Diff	Time of Day
3	1:44.801	+5.065	14:12:58.615
4	1:48.644	+8.908	14:14:47.259
5	1:50.378	+10.642	14:16:37.637
6	1:39.736		14:18:17.373
7	1:41.094	+1.358	14:19:58.467
8	1:39.790	+0.054	14:21:38.257

Lap	Lap Tm	Diff	Time of Day
(21) BEATRIZ INGREDY			
1	1:48.438	+10.246	14:09:52.521
2	1:43.360	+5.168	14:11:35.881
3	1:40.958	+2.766	14:13:16.839
4	1:42.656	+4.464	14:14:59.495
5	1:39.615	+1.423	14:16:39.110
6	1:38.192		14:18:17.302
7	1:42.136	+3.944	14:19:59.438
8	3:54.807	+2:16.615	14:23:54.245

Lap	Lap Tm	Diff	Time of Day
(44) GUILHERME NEVES			
1	1:50.604	+3.051	14:09:49.717
2	1:47.976	+0.423	14:11:37.693
3	1:48.919	+1.366	14:13:26.612
4	1:48.241	+0.688	14:15:14.853
5	1:50.116	+2.563	14:17:04.969
6	1:48.262	+0.709	14:18:53.231
7	1:47.553		14:20:40.784

Lap	Lap Tm	Diff	Time of Day
(17) LORENA OLIVEIRA			
1	1:56.177	+7.164	14:10:38.188
2	1:52.730	+3.717	14:12:30.918
3	1:50.388	+1.375	14:14:21.306
4	1:51.325	+2.312	14:16:12.631
5	1:51.376	+2.363	14:18:04.007
6	1:49.566	+0.553	14:19:53.573
7	1:49.013		14:21:42.586

Lap	Lap Tm	Diff	Time of Day
(48) ALICIA SANTOS			
1	2:07.443	+0.275	14:10:19.320
2	2:07.710	+0.542	14:12:27.030
3	2:08.563	+1.395	14:14:35.593
4	2:07.536	+0.368	14:16:43.129
5	2:07.168		14:18:50.297
6	2:15.449	+8.281	14:21:05.746

Lap	Lap Tm	Diff	Time of Day
(27) EDUARDA BUCIOLI			
1	2:18.776	+10.719	14:11:13.253
2	2:10.926	+2.869	14:13:24.179
3	2:08.057		14:15:32.236
4	2:17.085	+9.028	14:17:49.321
5	2:10.734	+2.677	14:20:00.055

Lap	Lap Tm	Diff	Time of Day
(99) LUÍSA ANDREOLI			
1	2:09.764	+3.541	14:10:23.057
2	2:06.223		14:12:29.280
3	2:31.458	+25.235	14:15:00.738
4	2:22.403	+16.180	14:17:23.141
5	3:01.351	+55.128	14:20:24.492

MX RONDÔNIA - 10a Etapa

Classificado por voltas

JÚNIOR / FEMININA

S. M. do Guaporé/RO 1,000 Km

Corrida

20/10/2024 13:30

Corrida iniciado em 14:06:25

POS	NUM	PILOTO	CATEGORIA	VOLTAS	DIF LÍDER	MOTO	CIDADE	PATROCINADOR/EQUIPE
1	221	PEDRO ANDRADE	JÚNIOR	9		GASGAS	NOVA MUTUM PARAN.	DISTRIBUIDORA IMPÉRIO-DRAGA VITÓRIA-BARBEAI
2	190	WERIQUE HENRIQUE	JÚNIOR	9	30.053	HONDA	ROLIM DE MOURA	METALÚRGICA DO IRMÃO SAMUEL-ELBIM PREPARAÇ
3	7	LUCAS CÂMARA	JÚNIOR	8	1 Volta	YAMAHA	CACOAL	CAPIXABA IRRIGAÇÃO-DONADELLI ELETRO NÍCOS-PR
4	290	MURILLO NEVES	JÚNIOR	8	1 Volta	GASGAS	ALTA FLORESTA DO O	PAI
5	121	KAUÃ GOMES	JÚNIOR	8	1 Volta	GASGAS	ARIQUEMES	NK RACING-HS DIESEL-MUSTELO STORE-CENTRAL T
6	7	DAIANY KELLY	FEMININA	8	1 Volta	HONDA	SANTA LUZIA DO OES	STORCK HORAS MÁQUINA-GD MOTO PEÇAS-ELBIMH
7	38	KELLY PERSCH	FEMININA	8	1 Volta	HONDA	ARIQUEMES	VOLMAQ
8	21	BEATRIZ INGREDY	FEMININA	8	1 Volta	HONDA	SÃO MIGUEL DO GUA	W ORGAN TERRAPLANAGEN-TORNEARIA VIOTO-RO NI
9	44	GUILHERME NEVES	JÚNIOR	7	2 Voltas	HONDA	ALTA FLORESTA DO O	AGRO MAIS
10	17	LORENA OLIVEIRA	FEMININA	7	2 Voltas	HUSQVARNA	MONTE NEGRO	FARMÁCIA DO SANDRO-TOK MÓVEIS-GERALDO VERI
11	48	ALICIA SANTOS	FEMININA	6	3 Voltas	HONDA	SANTA LUZIA DO OES	POLAQUINHO POSTO DE MOLAS-DISBARON BATERIA
12	27	EDUARDA BUCIOLI	FEMININA	5	4 Voltas	HONDA	SÃO FRANCISCO DO I	
13	99	LUÍSA ANDREOLI	FEMININA	5	4 Voltas	KAWASAKI	PORTO VELHO	RONDÔNIAOVIVO-PROMOVE BRINDES-VIDA ODONT

Margem da Vitoria

velocidade Media

Tempo Melhor volta

Melhor Veloc.

Melhor Volta por..

30.053

38,921

1:23.615

43,054

221 - PEDRO ANDRADE

Cronometragem: MARCOS A. MANCINI - www.mancini.esp.br

Orbits



10ª ETAPA
2024
19 E 20 OUTUBRO
SÃO MIGUEL
DO GUAPORÉ

SETUR
Superintendência Estadual de
Turismo



Governo do Estado de
RONDÔNIA


DEPUTADO ESTADUAL
ISMAEL
CRISPIN

MX RONDÔNIA - 10ª Etapa

NACIONAL PRO

S. M. do Guaporé/RO 1,000 Km

RESULTADO GERAL



POS	NUM	PILOTO	1 B	2 B	TOTAL	MOTO	CIDADE	PATROCINADOR/EQUIPE
1	169	DIEGO HENNING	25	25	50	HONDA	SÃO MIGUEL DO GUAPORÉ	EDUARDO TOLEDO-CAFÉ TIO BILHANTE-ISMAEL
2	151	NATAN VALANI	20	22	42	HONDA	NOVO HORIZONTE DO OESTE	MOTOMAI'S NBO-CAFEIIRA VALANI-JD CHOPP
3	6	UALISON MACHADO	22	20	42	HONDA	SÃO MIGUEL GUAPORÉ	HOJE SIM HOTEL-DELUXE CLOSETT MDO-BRAVO G
4	117	PEDRO TUSTLHER	18	18	36	HONDA	MIRANTE DA SERRA	AREAL UNIÃO-AGRO NUTRI-MAIKON MOTOS-CURIC
5	91	LUIZ PAULO	16	16	32	HONDA	JARU	CRISTINA MOTO PEÇAS
6	7	ROMARIO AVELINO	15	15	30	HONDA	SANTA LUZIA DO OESTE	STORCK HORAS MÁQUINA-GD MOTO PEÇAS-ELBIN
7	118	HUDSON CARLOS	14	--	14	HONDA	COLORADO DO OESTE	
8	619	REGINALDO BAIÃO	--	0	0	HONDA	VALE DO ANARI	





**10ª ETAPA
2024**
19 E 20 OUTUBRO
SÃO MIGUEL
DO GUAPORÉ

SETUR
Superintendência Estadual de
Turismo



DEPUTADO ESTADUAL
**ISMAEL
CRISPIN**

MX RONDÔNIA - 10a Etapa


NACIONAL PRO

S. M. do Guaporé/RO 1,000 Km

2a Bateria

20/10/2024 13:00

Corrida iniciado em 13:38:01



Lap	Lap Tm	Diff	Time of Day
(169) DIEGO HENNING			
1	1:20.256	+2.557	13:40:25.136
2	1:19.614	+1.915	13:41:44.750
3	1:18.766	+1.067	13:43:03.516
4	1:18.164	+0.465	13:44:21.680
5	1:18.881	+1.182	13:45:40.561
6	1:18.539	+0.840	13:46:59.100
7	1:18.848	+1.149	13:48:17.948
8	1:18.333	+0.634	13:49:36.281
9	1:19.415	+1.716	13:50:55.696
10	1:18.295	+0.596	13:52:13.991
11	1:17.972	+0.273	13:53:31.963
12	1:17.699		13:54:49.662
13	1:18.209	+0.510	13:56:07.871
(151) NATAN VALANI			
1	1:22.815	+3.688	13:40:29.798
2	1:22.156	+3.029	13:41:51.954
3	1:20.822	+1.695	13:43:12.776
4	1:22.005	+2.878	13:44:34.781
5	1:21.414	+2.287	13:45:56.195
6	1:21.703	+2.576	13:47:17.898
7	1:20.753	+1.626	13:48:38.651
8	1:20.921	+1.794	13:49:59.572
9	1:20.519	+1.392	13:51:20.091
10	1:20.063	+0.936	13:52:40.154
11	1:19.127		13:53:59.281
12	1:19.332	+0.205	13:55:18.613
13	1:22.858	+3.731	13:56:41.471
(6) UALISON MACHADO			
1	1:23.425	+3.941	13:40:31.297
2	1:21.131	+1.647	13:41:52.428
3	1:21.267	+1.783	13:43:13.695
4	1:21.253	+1.769	13:44:34.948
5	1:20.148	+0.664	13:45:55.096
6	1:21.327	+1.843	13:47:16.423
7	1:20.990	+1.506	13:48:37.413
8	1:20.063	+0.579	13:49:57.476
9	1:20.310	+0.826	13:51:17.786
10	1:20.315	+0.831	13:52:38.101
11	1:19.484		13:53:57.585
12	1:20.112	+0.628	13:55:17.697
13	1:47.332	+27.848	13:57:05.029
(117) PEDRO TUSTLHER			
1	1:25.608	+1.214	13:40:32.985
2	1:25.190	+0.796	13:41:58.175
3	1:24.394		13:43:22.569
4	1:26.689	+2.295	13:44:49.258
5	1:26.898	+2.504	13:46:16.156
6	1:28.441	+4.047	13:47:44.597
7	1:25.622	+1.228	13:49:10.219
8	1:25.401	+1.007	13:50:35.620
9	1:27.209	+2.815	13:52:02.829
10	1:25.074	+0.680	13:53:27.903
11	1:25.516	+1.122	13:54:53.419
12	1:25.387	+0.993	13:56:18.806
(91) LUIZ PAULO			
1	1:29.278	+5.631	13:40:42.716
2	1:29.028	+5.381	13:42:11.744
3	1:26.764	+3.117	13:43:38.508
4	1:24.921	+1.274	13:45:03.429
5	1:24.584	+0.937	13:46:28.013

Lap	Lap Tm	Diff	Time of Day
6	1:25.312	+1.665	13:47:53.325
7	1:23.961	+0.314	13:49:17.286
8	1:23.647		13:50:40.933
9	1:24.072	+0.425	13:52:05.005
10	1:25.694	+2.047	13:53:30.699
11	1:26.611	+2.964	13:54:57.310
12	1:25.335	+1.688	13:56:22.645
(7) ROMARIO AVELINO			
1	1:28.519	+3.824	13:40:43.844
2	1:28.787	+4.092	13:42:12.631
3	1:26.879	+2.184	13:43:39.510
4	1:25.439	+0.744	13:45:04.949
5	1:24.695		13:46:29.644
6	1:26.370	+1.675	13:47:56.014
7	1:26.231	+1.536	13:49:22.245
8	1:26.386	+1.691	13:50:48.631
9	1:28.654	+3.959	13:52:17.285
10	1:26.875	+2.180	13:53:44.160
(619) REGINALDO BAIÃO			
1	1:33.411	+1.929	13:40:50.829
2	1:33.878	+2.396	13:42:24.707
3	1:31.482		13:43:56.189
4	1:31.617	+0.135	13:45:27.806
5	1:41.741	+10.259	13:47:09.547



MX RONDÔNIA - 10a Etapa

Classificado por voltas

NACIONAL PRO

S. M. do Guaporé/RO 1,000 Km

2a Bateria

20/10/2024 13:00

Corrida iniciado em 13:38:01

POS	NUM	PILOTO	CATEGORIA	VOLTAS	DIF LÍDER	MOTO	CIDADE	PATROCINADOR/EQUIPE
1	169	DIEGO HENNING	NAC PRO	13		HONDA	SÃO MIGUEL DO GUA	EDUARDO TOLEDO-CAFÉ TIO BRILLANTE-ISMAEL CRISPIN
2	151	NATAN VALANI	NAC PRO	13	33.600	HONDA	NOVO HORIZONTE DI	MOTOMAIS NBO-CAFEIEIRA VALANI-JD CHOPP
3	6	UALISON MACHADO	NAC PRO	13	57.158	HONDA	SÃO MIGUEL GUAPORÉ	HOJE SIM MOTEL-DELUXE CLOSETT MDO-BRAVO GA
4	117	PEDRO TUSTLHER	NAC PRO	12	1 Volta	HONDA	MIRANTE DA SERRA	AREAL UNIÃO-AGRO NUTRI-MAIKON MOTOS-CURICO
5	91	LUIZ PAULO	NAC PRO	12	1 Volta	HONDA	JARU	CRISTINA MOTO PEÇAS
6	7	ROMARIO AVELINO	NAC PRO	10	3 Voltas	HONDA	SANTA LUZIA DO OES	STORCK HORAS MÁQUINA-GD MOTO PEÇAS-ELBINH

Não classificado (50% = 6 Voltas)

619 REGINALDO BAIÃO NAC PRO 5 8 Voltas HONDA VALE DO ANARI

Margem da Vitoria

velocidade Media

Tempo Melhor volta

Melhor Veloc.

Melhor Volta por..

33.600

43,080

1:17.699

46,333

169 - DIEGO HENNING

Cronometragem: MARCOS A. MANCINI - www.mancini.esp.br

Orbits

MX RONDÔNIA - 10a Etapa

IMPORTADA MX3

S. M. do Guaporé/RO 1,000 Km

Corrida

20/10/2024 12:30

Corrida iniciado em 11:58:32

Lap	Lap Tm	Diff	Time of Day
(187) JACSON CARDOSO			
1	1:16.477	+0.748	12:00:49.704
2	1:16.698	+0.969	12:02:06.402
3	1:15.925	+0.196	12:03:22.327
4	1:16.099	+0.370	12:04:38.426
5	1:17.904	+2.175	12:05:56.330
6	1:15.729		12:07:12.059
7	1:17.123	+1.394	12:08:29.182
8	1:17.981	+2.252	12:09:47.163
9	1:17.645	+1.916	12:11:04.808
10	1:17.156	+1.427	12:12:21.964
11	1:17.155	+1.426	12:13:39.119
12	1:17.439	+1.710	12:14:56.558
13	1:18.304	+2.575	12:16:14.862
14	1:19.995	+4.266	12:17:34.857

Lap	Lap Tm	Diff	Time of Day
(9) GIVANILDO CANDIOTTO			
1	1:16.963	+1.421	12:00:49.122
2	1:16.197	+0.655	12:02:05.319
3	1:16.234	+0.692	12:03:21.553
4	1:15.542		12:04:37.095
5	1:15.729	+0.187	12:05:52.824
6	1:18.733	+3.191	12:07:11.557
7	1:18.652	+3.110	12:08:30.209
8	1:17.502	+1.960	12:09:47.711
9	1:17.496	+1.954	12:11:05.207
10	1:18.691	+3.149	12:12:23.898
11	1:16.926	+1.384	12:13:40.824
12	1:20.545	+5.003	12:15:01.369
13	1:18.624	+3.082	12:16:19.993
14	1:19.767	+4.225	12:17:39.760

Lap	Lap Tm	Diff	Time of Day
(110) HERMESSON ARAUJO			
1	1:16.969		12:00:50.870
2	1:17.236	+0.267	12:02:08.106
3	1:17.536	+0.567	12:03:25.642
4	1:17.220	+0.251	12:04:42.862
5	1:18.713	+1.744	12:06:01.575
6	1:20.083	+3.114	12:07:21.658
7	1:18.965	+1.996	12:08:40.623
8	1:19.664	+2.695	12:10:00.287
9	1:21.495	+4.526	12:11:21.782
10	1:23.287	+6.318	12:12:45.069
11	1:20.723	+3.754	12:14:05.792
12	1:18.844	+1.875	12:15:24.636
13	1:19.398	+2.429	12:16:44.034
14	1:23.515	+6.546	12:18:07.549

Lap	Lap Tm	Diff	Time of Day
(3) RODRIGO BRUMATTI			
1	1:19.193	+1.633	12:00:56.466
2	1:18.989	+1.429	12:02:15.455
3	1:17.560		12:03:33.015
4	1:18.041	+0.481	12:04:51.056
5	1:19.691	+2.131	12:06:10.747
6	1:20.300	+2.740	12:07:31.047
7	1:19.685	+2.125	12:08:50.732
8	1:20.211	+2.651	12:10:10.943
9	1:20.479	+2.919	12:11:31.422
10	1:18.386	+0.826	12:12:49.808
11	1:19.380	+1.820	12:14:09.188
12	1:20.955	+3.395	12:15:30.143
13	1:19.094	+1.534	12:16:49.237
14	1:20.623	+3.063	12:18:09.860

Lap	Lap Tm	Diff	Time of Day
(6) VANDERLEI JUNIOR			

Lap	Lap Tm	Diff	Time of Day
1	1:19.378	+1.492	12:00:55.944
2	1:19.653	+1.767	12:02:15.597
3	1:20.856	+2.970	12:03:36.453
4	1:19.947	+2.061	12:04:56.400
5	1:20.190	+2.304	12:06:16.590
6	1:20.751	+2.865	12:07:37.341
7	1:20.461	+2.575	12:08:57.802
8	1:20.628	+2.742	12:10:18.430
9	1:19.367	+1.481	12:11:37.797
10	1:19.359	+1.473	12:12:57.156
11	1:17.923	+0.037	12:14:15.079
12	1:17.886		12:15:32.965
13	1:18.451	+0.565	12:16:51.416
14	1:34.986	+17.100	12:18:26.402

Lap	Lap Tm	Diff	Time of Day
(77) ITAMAR TADEU			
1	1:20.316	+2.353	12:00:58.837
2	1:20.070	+2.107	12:02:18.907
3	1:19.662	+1.699	12:03:38.569
4	1:21.847	+3.884	12:05:00.416
5	1:17.963		12:06:18.379
6	1:20.672	+2.709	12:07:39.051
7	1:20.977	+3.014	12:09:00.028
8	1:19.820	+1.857	12:10:19.848
9	1:18.961	+0.998	12:11:38.809
10	1:19.478	+1.515	12:12:58.287
11	1:18.416	+0.453	12:14:16.703
12	1:24.054	+6.091	12:15:40.757
13	1:24.955	+6.992	12:17:05.712
14	1:26.189	+8.226	12:18:31.901

Lap	Lap Tm	Diff	Time of Day
(33) SIDNEI VIEIRA			
1	1:22.946	+3.125	12:01:06.588
2	1:19.821		12:02:26.409
3	1:20.276	+0.455	12:03:46.685
4	1:20.164	+0.343	12:05:06.849
5	1:20.667	+0.846	12:06:27.516
6	1:21.131	+1.310	12:07:48.647
7	1:20.228	+0.407	12:09:08.875
8	1:20.082	+0.261	12:10:28.957
9	1:21.514	+1.693	12:11:50.471
10	1:20.122	+0.301	12:13:10.593
11	1:21.031	+1.210	12:14:31.624
12	1:22.145	+2.324	12:15:53.769
13	1:20.833	+1.012	12:17:14.602
14	1:22.384	+2.563	12:18:36.986

Lap	Lap Tm	Diff	Time of Day
(46) MARCIO BRIGIDO			
1	1:24.105	+4.354	12:01:09.611
2	1:19.751		12:02:29.362
3	1:21.209	+1.458	12:03:50.571
4	1:21.061	+1.310	12:05:11.632
5	1:21.043	+1.292	12:06:32.675
6	1:21.484	+1.733	12:07:54.159
7	1:20.897	+1.146	12:09:15.056
8	1:23.121	+3.370	12:10:38.177
9	1:23.005	+3.254	12:12:01.182
10	1:27.630	+7.879	12:13:28.812
11	1:23.290	+3.539	12:14:52.102
12	1:24.935	+5.184	12:16:17.037
13	1:24.620	+4.869	12:17:41.657

Lap	Lap Tm	Diff	Time of Day
(77) ROBSON ROCHA			
1	1:26.158	+4.539	12:01:10.514
2	1:23.878	+2.259	12:02:34.392
3	1:21.619		12:03:56.011

Lap	Lap Tm	Diff	Time of Day
4	1:23.257	+1.638	12:05:19.268
5	1:25.407	+3.788	12:06:44.675
6	1:28.577	+6.958	12:08:13.252
7	1:27.348	+5.729	12:09:40.600
8	1:31.453	+9.834	12:11:12.053
9	1:29.674	+8.055	12:12:41.727
10	1:33.961	+12.342	12:14:15.688
11	1:35.504	+13.885	12:15:51.192
12	1:48.128	+26.509	12:17:39.320

Lap	Lap Tm	Diff	Time of Day
(112) JEFERSON ARAUJO			
1	1:27.730		12:01:16.402
2	1:28.266	+0.536	12:02:44.668
3	1:29.221	+1.491	12:04:13.889
4	1:31.456	+3.726	12:05:45.345
5	1:36.023	+8.293	12:07:21.368
6	1:31.716	+3.986	12:08:53.084
7	1:30.730	+3.000	12:10:23.814
8	1:31.177	+3.447	12:11:54.991
9	1:30.189	+2.459	12:13:25.180
10	1:31.840	+4.110	12:14:57.020
11	1:31.976	+4.246	12:16:28.996
12	1:32.335	+4.605	12:18:01.331

Lap	Lap Tm	Diff	Time of Day
(217) JONAS TORQUATO			
1	1:29.344	+0.201	12:01:13.365
2	1:32.197	+3.054	12:02:45.562
3	1:31.980	+2.837	12:04:17.542
4	1:30.798	+1.655	12:05:48.340
5	1:34.705	+5.562	12:07:23.045
6	1:32.111	+2.968	12:08:55.156
7	1:31.213	+2.070	12:10:26.369
8	1:32.386	+3.243	12:11:58.755
9	1:29.143		12:13:27.898
10	1:35.344	+6.201	12:15:03.242
11	1:31.536	+2.393	12:16:34.778
12	1:29.560	+0.417	12:18:04.338

Lap	Lap Tm	Diff	Time of Day
(110) NIDEVAL AMARAL			
1	1:32.946	+4.722	12:01:24.459
2	1:32.575	+4.351	12:02:57.034
3	1:30.317	+2.093	12:04:27.351
4	1:31.271	+3.047	12:05:58.622
5	1:39.884	+11.660	12:07:38.506
6	1:31.728	+3.504	12:09:10.234
7	1:29.130	+0.906	12:10:39.364
8	1:28.320	+0.096	12:12:07.684
9	1:28.224		12:13:35.908
10	1:29.371	+1.147	12:15:05.279
11	1:31.138	+2.914	12:16:36.417
12	1:28.665	+0.441	12:18:05.082

Lap	Lap Tm	Diff	Time of Day
(157) CLAUDINEY CARDOSO			
1	1:33.820	+4.343	12:01:21.841
2	1:29.843	+0.366	12:02:51.684
3	1:29.802	+0.325	12:04:21.486
4	1:29.477		12:05:50.963
5	1:33.225	+3.748	12:07:24.188
6	1:32.368	+2.891	12:08:56.556
7	1:31.204	+1.727	12:10:27.760
8	1:32.317	+2.840	12:12:00.077
9	1:32.012	+2.535	12:13:32.089
10	1:32.503	+3.026	12:15:04.592
11	1:31.231	+1.754	12:16:35.823
12	1:31.195	+1.718	12:18:07.018

MX RONDÔNIA - 10a Etapa

IMPORTADA MX3

S. M. do Guaporé/RO 1,000 Km

Corrida

20/10/2024 12:30

Corrida iniciado em 11:58:32

Lap	Lap Tm	Diff	Time of Day
(15) VALTER LEAL			
1	1:34.151	+0.416	12:01:29.718
2	1:33.735		12:03:03.453
3	1:34.436	+0.701	12:04:37.889
4	1:46.574	+12.839	12:06:24.463
5	1:38.613	+4.878	12:08:03.076
6	1:37.121	+3.386	12:09:40.197
7	1:42.767	+9.032	12:11:22.964
8	1:40.414	+6.679	12:13:03.378
9	1:37.854	+4.119	12:14:41.232
10	1:36.368	+2.633	12:16:17.600
11	1:35.025	+1.290	12:17:52.625

Lap	Lap Tm	Diff	Time of Day
(11) EDER STENZEL			
1	1:18.796		12:00:53.643
2	1:19.312	+0.516	12:02:12.955
3	1:21.340	+2.544	12:03:34.295
4	1:20.849	+2.053	12:04:55.144
5	1:21.141	+2.345	12:06:16.285
6	1:21.446	+2.650	12:07:37.731
7	1:21.904	+3.108	12:08:59.635

Lap	Lap Tm	Diff	Time of Day
(333) CARLOS CASARIN			
1	1:28.000		12:01:09.557
2	2:26.474	+58.474	12:03:36.031

MX RONDÔNIA - 10a Etapa

Classificado por voltas

IMPORTADA MX3

S. M. do Guaporé/RO 1,000 Km

Corrida

20/10/2024 12:30

Corrida iniciado em 11:58:32

POS	NUM	PILOTO	CATEGORIA	VOLTAS	DIF LÍDER	MOTO	CIDADE	PATROCINADOR/EQUIPE
1	187	JACSON CARDOSO	IMP MX3	14		KAWASAKI	VILHENA	NORTON PREPARAÇÕES
2	9	GIVANILDO CANDIOTTO	IMP MX3	14	4.903	YAMAHA	VILHENA	FAZ AGROFARRA
3	110	HERMESSON ARAÚJO	IMP MX3	14	32.692	KAWASAKI	ARIQUEMES	NK RACING-CONSTRUTEC MAT CONSTRUÇÕES DIESEL
4	3	RODRIGO BRUMATTI	IMP MX3	14	35.003	KAWASAKI	ESPIGÃO DO OESTE	BRUMATTI MOTOS-MARCINHO DAS CALHAS-ACADEM
5	6	VANDERLEI JUNIOR	IMP MX3	14	51.545	YAMAHA	ROLIM DE MOURA	POSTO MAIS
6	77	ITAMAR TADEU	IMP MX3	14	57.044	KTM	CACOAL	ITF MULTIMARCAS
7	33	SIDNEI VIEIRA	IMP MX3	14	1:02.129	HONDA	ARIQUEMES	VOLMAQ
8	46	MARCIO BRIGIDO	IMP MX3	13	1 Volta	YAMAHA	CACOAL	MEGA BOM
9	777	ROBSON ROCHA	IMP MX3	12	2 Voltas	YAMAHA	MACHADINHO D'OESTE	MEGA MOTOS-TIBERIO SUSPENSÕES-FORT MADEIRA
10	112	JEFERSON ARAUJO	IMP MX3	12	2 Voltas	YAMAHA	ARIQUEMES	H S DIESEL-MUSTELO STORI-BOINÃO PARA AGRONE
11	217	JONAS TORQUATO	IMP MX3	12	2 Voltas	HUSQVARNA	ARIQUEMES	CENTRAL TRANSPORTE-NK RACING-PREFEITA CARLI
12	10	NIDEVAL AMARAL	IMP MX3	12	2 Voltas	YAMAHA	JI-PARANÁ	FOX MOTOS
13	157	CLAUDINEY CARDOSO	IMP MX3	12	2 Voltas	YAMAHA	JI-PARANÁ	BADECO MOTOS
14	15	VALTER LEAL	IMP MX3	11	3 Voltas	YAMAHA	PORTO VELHO	UNIDAS AUTO CENTER-FEDERAL BURGER
15	11	EDER STENZEL	IMP MX3	7	7 Voltas	HONDA	PORTO VELHO	

Não classificado (50% = 7 Voltas)

333 CARLOS CASARIN IMP MX3 2 12 Voltas HONDA MACHADINHO D'OES MEGA MOTOS

Margem da Vitoria

velocidade Media

Tempo Melhor volta

Melhor Veloc.

Melhor Volta por..

4.903

44,118

1:15.542

47,656

9 - GIVANILDO CANDIOTTO

Cronometragem: MARCOS A. MANCINI - www.mancini.esp.br

Orbits

MX RONDÔNIA - 10a Etapa

NACIONAL 125/230

S. M. do Guaporé/RO 1,000 Km

Corrida

20/10/2024 11:40

Corrida iniciado em 11:34:00

Lap	Lap Tm	Diff	Time of Day
(94) GUTIERREZ VALANI			
1	1:23.594	+0.169	11:36:27.687
2	1:23.425		11:37:51.112
3	1:24.688	+1.263	11:39:15.800
4	1:26.797	+3.372	11:40:42.597
5	1:26.334	+2.909	11:42:08.931
6	1:28.292	+4.867	11:43:37.223
7	1:27.872	+4.447	11:45:05.095
8	1:27.753	+4.328	11:46:32.848
9	1:28.639	+5.214	11:48:01.487
10	1:29.200	+5.775	11:49:30.687

Lap	Lap Tm	Diff	Time of Day
(364) JEAN SIMONATO			
1	1:26.132		11:36:36.229
2	1:27.698	+1.566	11:38:03.927
3	1:27.368	+1.236	11:39:31.295
4	1:26.173	+0.041	11:40:57.468
5	1:26.551	+0.419	11:42:24.019
6	1:26.567	+0.435	11:43:50.586
7	1:26.895	+0.763	11:45:17.481
8	1:27.604	+1.472	11:46:45.085
9	1:28.846	+2.714	11:48:13.931
10	1:28.644	+2.512	11:49:42.575

Lap	Lap Tm	Diff	Time of Day
(26) MAICON DOUGLAS			
1	1:25.610		11:36:37.567
2	1:27.860	+2.250	11:38:05.427
3	1:26.830	+1.220	11:39:32.257
4	1:26.035	+0.425	11:40:58.292
5	1:27.517	+1.907	11:42:25.809
6	1:25.902	+0.292	11:43:51.711
7	1:26.968	+1.358	11:45:18.679
8	1:27.044	+1.434	11:46:45.723
9	1:29.845	+4.235	11:48:15.568
10	1:27.680	+2.070	11:49:43.248

Lap	Lap Tm	Diff	Time of Day
(90) EDSON LOUVEM			
1	1:26.921	+0.782	11:37:20.616
2	1:26.859	+0.720	11:38:47.475
3	1:26.139		11:40:13.614
4	1:28.073	+1.934	11:41:41.687
5	1:28.709	+2.570	11:43:10.396
6	1:28.826	+2.687	11:44:39.222
7	1:29.630	+3.491	11:46:08.852
8	1:31.728	+5.589	11:47:40.580
9	1:31.108	+4.969	11:49:11.688
10	1:32.088	+5.949	11:50:43.776

Lap	Lap Tm	Diff	Time of Day
(100) RODRIGO JAN			
1	1:28.124	+3.243	11:36:42.346
2	1:28.923	+4.042	11:38:11.269
3	1:25.579	+0.698	11:39:36.848
4	1:27.416	+2.535	11:41:04.264
5	1:24.881		11:42:29.145
6	1:26.505	+1.624	11:43:55.650
7	1:29.234	+4.353	11:45:24.884
8	1:26.222	+1.341	11:46:51.106
9	1:24.916	+0.035	11:48:16.022

Lap	Lap Tm	Diff	Time of Day
(337) JOSIVAN QUIEZE			
1	1:23.997		11:36:30.272
2	2:38.921	+1:14.924	11:39:09.193
3	1:27.509	+3.512	11:40:36.702
4	1:27.581	+3.584	11:42:04.283
5	1:30.791	+6.794	11:43:35.074

Lap	Lap Tm	Diff	Time of Day
6	1:33.945	+9.948	11:45:09.019
7	1:30.444	+6.447	11:46:39.463
8	1:31.601	+7.604	11:48:11.064
9	1:27.500	+3.503	11:49:38.564

Lap	Lap Tm	Diff	Time of Day
(96) MANOEL GUILHERME			
1	1:33.353	+4.206	11:36:45.006
2	1:29.378	+0.231	11:38:14.384
3	1:29.147		11:39:43.531
4	1:35.383	+6.236	11:41:18.914
5	2:05.604	+36.457	11:43:24.518
6	1:29.783	+0.636	11:44:54.301
7	1:31.608	+2.461	11:46:25.909
8	2:45.561	+1:16.414	11:49:11.470

Lap	Lap Tm	Diff	Time of Day
(69) RONICLEITON RAMOS			
1	1:51.848	+2.082	11:37:23.199
2	1:50.651	+0.885	11:39:13.850
3	1:51.450	+1.684	11:41:05.300
4	1:51.518	+1.752	11:42:56.818
5	1:50.960	+1.194	11:44:47.778
6	1:49.766		11:46:37.544
7	2:10.651	+20.885	11:48:48.195
8	1:55.437	+5.671	11:50:43.632

Lap	Lap Tm	Diff	Time of Day
(101) KEVEN AUGUSTO			
1	1:51.927		11:37:26.083
2	1:55.550	+3.623	11:39:21.633
3	2:22.968	+31.041	11:41:44.601
4	1:56.912	+4.985	11:43:41.513
5	1:56.905	+4.978	11:45:38.418
6	1:52.502	+0.575	11:47:30.920
7	2:05.493	+13.566	11:49:36.413

Lap	Lap Tm	Diff	Time of Day
(24) THIAGO MARQUES			
1	1:23.620		11:36:32.509
2	1:28.093	+4.473	11:38:00.602
3	1:26.477	+2.857	11:39:27.079
4	1:28.306	+4.686	11:40:55.385
5	1:27.132	+3.512	11:42:22.517
6	1:26.964	+3.344	11:43:49.481

Lap	Lap Tm	Diff	Time of Day
(16) JAERSON ROMÃO			
1	1:24.078		11:36:31.557

MX RONDÔNIA - 10a Etapa

Classificado por voltas

NACIONAL 125/230

S. M. do Guaporé/RO 1,000 Km

Corrida

20/10/2024 11:40

Corrida iniciado em 11:34:00

POS	NUM	PILOTO	CATEGORIA	VOLTAS	DIF LÍDER	MOTO	CIDADE	PATROCINADOR/EQUIPE
1	94	GUTIERREZ VALANI	NAC 125/230CC	10		HONDA	NOVO HORIZONTE DI	ELBINHO PREPARAÇÕES
2	364	JEAN SIMONATO	NAC 125/230CC	10	11.888	HONDA	MONTE NEGRO	ARIEL MOTOS
3	26	MAICON DOUGLAS	NAC 125/230CC	10	12.561	HONDA	PRESIDENTE MÉDICI	INVICTUS PROJETOS E ENGENHARIA
4	90	EDSON LOUVEM	NAC 125/230CC	10	1:13.089	HONDA	ROLIM DE MOURA	NORTE MOTOS-LOUVEM PREPARAÇÕES
5	100	RODRIGO JAN	NAC 125/230CC	9	1 Volta	HONDA	ESPIGÃO DO OESTE	FAMÍLIA
6	337	JOSIVAN QUIEZE	NAC 125/230CC	9	1 Volta	HONDA	JI-PARANA	
7	96	MANOEL GUILHERME	NAC 125/230CC	8	2 Voltas	HONDA	PRESIDENTE MÉDICI	ELBINHO PREPARAÇÕES-INVICTUS PROJETOS E ENG
8	69	RONICLEITON RAMOS	NAC 125/230CC	8	2 Voltas	HONDA	EAPIGAO DO OESTE	EU MEMO
9	101	KEVEN AUGUSTO	NAC 125/230CC	7	3 Voltas	HONDA	JI-PARANÁ	
10	24	THIAGO MARQUES	NAC 125/230CC	6	4 Voltas	HONDA	VILHENA	CHURRU TORNO E SOLDA-CAIO MOTOS-NORTON MC

Não classificado (50% = 5 Voltas)

16	JAERSON ROMÃO	NAC 125/230CC	1	9 Voltas	HONDA	MONTE NEGRO	ROMÃO MOTOS-SANDRO DA FARMÁCIA-RIOLE LEITE
----	---------------	---------------	---	----------	-------	-------------	--

Margem da Vitoria

velocidade Media

Tempo Melhor volta

Melhor Veloc.

Melhor Volta por..

11.888

38,692

1:23.425

43,153

94 - GUTIERREZ VALANI

Cronometragem: MARCOS A. MANCINI - www.mancini.esp.br

Orbits

MX RONDÔNIA - 10a Etapa

IMPORTADA INICIANTES

S. M. do Guaporé/RO 1,000 Km

Corrida

20/10/2024 11:30

Corrida iniciado em 11:08:30

Lap	Lap Tm	Diff	Time of Day
(318) DANILO ASSUMPCÃO			
1	1:20.739	+1.130	11:10:55.380
2	1:20.356	+0.747	11:12:15.736
3	1:19.609		11:13:35.345
4	1:21.454	+1.845	11:14:56.799
5	1:20.031	+0.422	11:16:16.830
6	1:21.353	+1.744	11:17:38.183
7	1:20.846	+1.237	11:18:59.029
8	1:21.676	+2.067	11:20:20.705
9	1:20.919	+1.310	11:21:41.624
10	1:22.129	+2.520	11:23:03.753
11	1:23.970	+4.361	11:24:27.723

Lap	Lap Tm	Diff	Time of Day
(33) SIDNEI VIEIRA			
1	1:23.551	+4.718	11:11:05.821
2	1:23.132	+4.299	11:12:28.953
3	1:21.840	+3.007	11:13:50.793
4	1:19.509	+0.676	11:15:10.302
5	1:18.833		11:16:29.135
6	1:20.442	+1.609	11:17:49.577
7	1:20.643	+1.810	11:19:10.220
8	1:19.772	+0.939	11:20:29.992
9	1:20.549	+1.716	11:21:50.541
10	1:19.102	+0.269	11:23:09.643
11	1:19.639	+0.806	11:24:29.282

Lap	Lap Tm	Diff	Time of Day
(68) UALISON MACHADO			
1	1:25.108	+5.180	11:11:03.837
2	1:20.929	+1.001	11:12:24.766
3	1:20.361	+0.433	11:13:45.127
4	1:19.928		11:15:05.055
5	1:20.431	+0.503	11:16:25.486
6	1:21.989	+2.061	11:17:47.475
7	1:21.723	+1.795	11:19:09.198
8	1:22.415	+2.487	11:20:31.613
9	1:21.346	+1.418	11:21:52.959
10	1:20.589	+0.661	11:23:13.548
11	1:22.485	+2.557	11:24:36.033

Lap	Lap Tm	Diff	Time of Day
(777) ROBSON ROCHA			
1	1:22.239	+2.665	11:10:58.018
2	1:20.425	+0.851	11:12:18.443
3	1:19.574		11:13:38.017
4	1:21.039	+1.465	11:14:59.056
5	1:20.392	+0.818	11:16:19.448
6	1:21.728	+2.154	11:17:41.176
7	1:21.310	+1.736	11:19:02.486
8	1:21.202	+1.628	11:20:23.688
9	1:23.760	+4.186	11:21:47.448
10	1:26.535	+6.961	11:23:13.983
11	1:23.780	+4.206	11:24:37.763

Lap	Lap Tm	Diff	Time of Day
(25) GUSTAVO JORDAN			
1	1:22.641	+3.314	11:11:02.256
2	1:22.551	+3.224	11:12:24.807
3	1:22.628	+3.301	11:13:47.435
4	1:20.560	+1.233	11:15:07.995
5	1:19.327		11:16:27.322
6	1:21.306	+1.979	11:17:48.628
7	1:21.853	+2.526	11:19:10.481
8	1:23.396	+4.069	11:20:33.877
9	1:23.391	+4.064	11:21:57.268
10	1:21.347	+2.020	11:23:18.615
11	1:21.047	+1.720	11:24:39.662

Lap	Lap Tm	Diff	Time of Day
(221) PEDRO ANDRADE			
1	1:26.544	+5.289	11:11:07.464
2	1:22.700	+1.445	11:12:30.164
3	1:22.016	+0.761	11:13:52.180
4	1:23.191	+1.936	11:15:15.371
5	1:22.823	+1.568	11:16:38.194
6	1:22.449	+1.194	11:18:00.643
7	1:22.130	+0.875	11:19:22.773
8	1:23.233	+1.978	11:20:46.006
9	1:21.263	+0.008	11:22:07.269
10	1:21.255		11:23:28.524
11	1:23.477	+2.222	11:24:52.001

Lap	Lap Tm	Diff	Time of Day
(29) THIAGO BOIADEIRO			
1	1:26.989	+6.136	11:11:08.568
2	1:25.346	+4.493	11:12:33.914
3	1:22.974	+2.121	11:13:56.888
4	1:20.853		11:15:17.741
5	1:29.781	+8.928	11:16:47.522
6	1:29.384	+8.531	11:18:16.906
7	1:22.005	+1.152	11:19:38.911
8	1:25.549	+4.696	11:21:04.460
9	1:25.560	+4.707	11:22:30.020
10	1:23.038	+2.185	11:23:53.058
11	1:24.503	+3.650	11:25:17.561

Lap	Lap Tm	Diff	Time of Day
(412) DIEGO RAMIRES			
1	1:24.103	+1.490	11:11:01.912
2	1:22.613		11:12:24.525
3	1:26.751	+4.138	11:13:51.276
4	1:24.015	+1.402	11:15:15.291
5	1:30.452	+7.839	11:16:45.743
6	1:27.171	+4.558	11:18:12.914
7	1:25.410	+2.797	11:19:38.324
8	1:25.673	+3.060	11:21:03.997
9	1:24.920	+2.307	11:22:28.917
10	1:29.634	+7.021	11:23:58.551
11	1:34.986	+12.373	11:25:33.537

Lap	Lap Tm	Diff	Time of Day
(96) RAFAEL ERRAN			
1	1:23.068	+1.014	11:10:59.317
2	1:22.054		11:12:21.371
3	1:23.191	+1.137	11:13:44.562
4	1:52.557	+30.503	11:15:37.119
5	1:25.736	+3.682	11:17:02.855
6	1:23.751	+1.697	11:18:26.606
7	1:25.378	+3.324	11:19:51.984
8	1:32.406	+10.352	11:21:24.390
9	1:28.539	+6.485	11:22:52.929
10	1:29.975	+7.921	11:24:22.904
11	1:26.710	+4.656	11:25:49.614

Lap	Lap Tm	Diff	Time of Day
(112) JEFERSON ARAUJO			
1	1:32.564	+7.319	11:11:19.858
2	1:25.667	+0.422	11:12:45.525
3	1:25.245		11:14:10.770
4	1:25.880	+0.635	11:15:36.650
5	1:26.480	+1.235	11:17:03.130
6	1:29.268	+4.023	11:18:32.398
7	1:28.273	+3.028	11:20:00.671
8	1:29.555	+4.310	11:21:30.226
9	1:28.388	+3.143	11:22:58.614
10	1:27.899	+2.654	11:24:26.513
11	1:31.568	+6.323	11:25:58.081

Lap	Lap Tm	Diff	Time of Day
(22) FERNANDO HENRIQUE			

Lap	Lap Tm	Diff	Time of Day
1	1:36.116	+7.673	11:11:23.187
2	1:30.844	+2.401	11:12:54.031
3	1:28.443		11:14:22.474
4	1:28.483	+0.040	11:15:50.957
5	1:28.500	+0.057	11:17:19.457
6	1:29.713	+1.270	11:18:49.170
7	1:30.370	+1.927	11:20:19.540
8	1:32.376	+3.933	11:21:51.916
9	1:35.504	+7.061	11:23:27.420
10	1:31.068	+2.625	11:24:58.488

Lap	Lap Tm	Diff	Time of Day
(55) VITOR HUGO			
1	1:32.250	+3.350	11:11:18.910
2	1:29.742	+0.842	11:12:48.652
3	1:28.900		11:14:17.552
4	1:29.374	+0.474	11:15:46.926
5	1:29.777	+0.877	11:17:16.703
6	1:30.086	+1.186	11:18:46.789
7	1:34.802	+5.902	11:20:21.591
8	1:33.890	+4.990	11:21:55.481
9	1:32.800	+3.900	11:23:28.281
10	1:30.826	+1.926	11:24:59.107

Lap	Lap Tm	Diff	Time of Day
(234) CLAUDEMIR CARDOSO			
1	1:36.314	+3.350	11:11:22.427
2	1:33.922	+0.958	11:12:56.349
3	1:32.964		11:14:29.313
4	1:33.539	+0.575	11:16:02.852
5	1:33.207	+0.243	11:17:36.059
6	1:35.974	+3.010	11:19:12.033
7	1:36.190	+3.226	11:20:48.223
8	1:36.676	+3.712	11:22:24.899
9	1:36.965	+4.001	11:24:01.864
10	1:39.058	+6.094	11:25:40.922

Lap	Lap Tm	Diff	Time of Day
(333) CARLOS CASARIN			
1	1:49.494	+20.026	11:11:23.391
2	3:23.206	+1:53.738	11:14:46.597
3	1:29.468		11:16:16.065
4	1:32.183	+2.715	11:17:48.248
5	1:38.078	+8.610	11:19:26.326
6	1:39.271	+9.803	11:21:05.597
7	1:57.058	+27.590	11:23:02.655
8	1:53.119	+23.651	11:24:55.774

Lap	Lap Tm	Diff	Time of Day
(15) VALTER LEAL			
1	1:34.218	+1.511	11:11:24.458
2	1:33.803	+1.096	11:12:58.261
3	1:32.749	+0.042	11:14:31.010
4	1:32.707		11:16:03.717

Lap	Lap Tm	Diff	Time of Day
(217) JONAS TORQUATO			
1	1:30.565	+3.727	11:11:10.927
2	1:26.838		11:12:37.765
3	1:27.142	+0.304	11:14:04.907

MX RONDÔNIA - 10a Etapa

Classificado por voltas

IMPORTADA INICIANTES

S. M. do Guaporé/RO 1,000 Km

Corrida

20/10/2024 11:30

Corrida iniciado em 11:08:30

POS	NUM	PILOTO	CATEGORIA	VOLTAS	DIF LÍDER	MOTO	CIDADE	PATROCINADOR/EQUIPE
1	318	DANILO ASSUMPÇÃO	IMP INIC	11		KAWASAKI	VILHENA	DNL LAVAGENS
2	33	SIDNEI VIEIRA	IMP INIC	11	1.559	HONDA	ARIQUEMES	VOLMAQ
3	68	UALISON MACHADO	IMP INIC	11	8.310	HONDA	SÃO MIGUEL DO GUA	CIPÓ COLHEITAS
4	777	ROBSON ROCHA	IMP INIC	11	10.040	YAMAHA	MACHADINHO D'OESTE	MEGA MOTOS-DELUXE CLOSET-FORT MADEIRAS
5	25	GUSTAVO JORDAN	IMP INIC	11	11.939	HONDA	ARIQUEMES	MEC DIESEL-CONFIA TRANSPORTE-ROÍAS MIL GRAU
6	221	PEDRO ANDRADE	IMP INIC	11	24.278	GASGAS	NOVA MUTUM PARAN.	DISTRIBUIDORA IMPÉRIO-DRAGA VITÓRIA-BARBEI
7	29	THIAGO BOIADEIRO	IMP INIC	11	49.838	HONDA	ARIQUEMES	BOI NÃO PARA AGRONEGÓCIO-GLOSS STORE
8	412	DIEGO RAMIRES	IMP INIC	11	1:05.814	KAWASAKI	ARIQUEMES	BOI NÃO PARA-PIMENTEL-FV??ZZ-HS DIESEL-M2-STA
9	96	RAFAEL ERRAN	IMP INIC	11	1:21.891	YAMAHA	VILHENA	CONCEPT AUTOMOTIVE
10	112	JEFERSON ARAUJO	IMP INIC	11	1:30.358	YAMAHA	ARIQUEMES	HS DIESEL-MUSTELO STORI-BOI NÃO PARA AGRONE
11	22	FERNANDO HENRIQUE	IMP INIC	10	1 Volta	KAWASAKI	ESPIGÃO DO OESTE	JF MADEIRAS-BRUMATTI MOTOS
12	55	VITOR HUGO	IMP INIC	10	1 Volta	KAWASAKI	PRESIDENTE MÉDICE	VIDRAÇARIA E MAMORARIA 1ª LINHA
13	234	CLAUDEMIR CARDOSO	IMP INIC	10	1 Volta	KAWASAKI	JI-PARANÁ	MX CONSTRUTORA-ENZO EMPREDIMENTOS
14	333	CARLOS CASARIN	IMP INIC	8	3 Voltas	HONDA	MACHADINHO D'OES	MEGA MOTOS

Não classificado (50% = 5 Voltas)

15	VALTER LEAL	IMP INIC	4	7 Voltas	YAMAHA	PORTO VELHO	UNDAS AUTO CENTER-FEDERAL BURGER
217	JONAS TORQUATO	IMP INIC	3	8 Voltas	HUSQVARNA	ARIQUEMES	CENTRAL TRANSPORTE

Margem da Vitoria

velocidade Media

Tempo Melhor volta

Melhor Veloc.

Melhor Volta por..

1.559

41,378

1:18.833

45,666

33 - SIDNEI VIEIRA

Cronometragem: MARCOS A. MANCINI - www.mancini.esp.br

Orbits

MX RONDÔNIA - 10a Etapa

NACIONAL PRO

S. M. do Guaporé/RO 1,000 Km

1a Bateria

20/10/2024 11:00

Corrida iniciado em 10:42:18

Lap	Lap Tm	Diff	Time of Day
(169) DIEGO HENNING			
1	1:15.463	+1.982	10:44:37.953
2	1:15.002	+1.521	10:45:52.955
3	1:15.444	+1.963	10:47:08.399
4	1:13.956	+0.475	10:48:22.355
5	1:13.481		10:49:35.836
6	1:14.188	+0.707	10:50:50.024
7	1:13.510	+0.029	10:52:03.534
8	1:15.723	+2.242	10:53:19.257
9	1:15.120	+1.639	10:54:34.377
10	1:16.625	+3.144	10:55:51.002
11	1:16.015	+2.534	10:57:07.017
12	1:15.836	+2.355	10:58:22.853
13	1:16.508	+3.027	10:59:39.361
14	1:16.939	+3.458	11:00:56.300
(6) UALISON MACHADO			
1	1:19.665	+1.732	10:44:39.537
2	1:19.497	+1.564	10:45:59.034
3	1:17.933		10:47:16.967
4	1:17.999	+0.066	10:48:34.966
5	1:18.986	+1.053	10:49:53.952
6	1:19.304	+1.371	10:51:13.256
7	1:20.017	+2.084	10:52:33.273
8	1:19.407	+1.474	10:53:52.680
9	1:19.407	+1.474	10:55:12.087
10	1:20.156	+2.223	10:56:32.243
11	1:19.554	+1.621	10:57:51.797
12	1:19.267	+1.334	10:59:11.064
13	1:20.730	+2.797	11:00:31.794
14	1:21.968	+4.035	11:01:53.762
(151) NATAN VALANI			
1	1:19.154	+1.361	10:44:44.785
2	1:17.793		10:46:02.578
3	1:23.583	+5.790	10:47:26.161
4	1:17.864	+0.071	10:48:44.025
5	1:18.559	+0.766	10:50:02.584
6	1:19.413	+1.620	10:51:21.997
7	1:18.243	+0.450	10:52:40.240
8	1:17.994	+0.201	10:53:58.234
9	1:19.559	+1.766	10:55:17.793
10	1:19.286	+1.493	10:56:37.079
11	1:20.043	+2.250	10:57:57.122
12	1:19.972	+2.179	10:59:17.094
13	1:19.774	+1.981	11:00:36.868
14	1:19.017	+1.224	11:01:55.885
(117) PEDRO TUSTLHER			
1	1:20.135	+1.567	10:44:40.583
2	1:19.639	+1.071	10:46:00.222
3	1:18.568		10:47:18.790
4	1:19.340	+0.772	10:48:38.130
5	1:22.062	+3.494	10:50:00.192
6	1:23.853	+5.285	10:51:24.045
7	1:22.404	+3.836	10:52:46.449
8	1:24.919	+6.351	10:54:11.368
9	1:25.466	+6.898	10:55:36.834
10	1:25.498	+6.930	10:57:02.332
11	1:27.486	+8.918	10:58:29.818
12	1:27.206	+8.638	10:59:57.024
13	1:27.338	+8.770	11:01:24.362
(91) LUIZ PAULO			
1	1:24.582	+1.633	10:44:49.818

Lap	Lap Tm	Diff	Time of Day
2	1:23.205	+0.256	10:46:13.023
3	1:22.949		10:47:35.972
4	1:22.959	+0.010	10:48:58.931
5	1:23.179	+0.230	10:50:22.110
6	1:24.204	+1.255	10:51:46.314
7	1:25.377	+2.428	10:53:11.691
8	1:27.774	+4.825	10:54:39.465
9	1:25.140	+2.191	10:56:04.605
10	1:24.558	+1.609	10:57:29.163
11	1:25.877	+2.928	10:58:55.040
12	1:26.043	+3.094	11:00:21.083
13	1:27.104	+4.155	11:01:48.187
(7) ROMARIO AVELINO			
1	1:24.054		10:44:53.294
2	1:35.058	+11.004	10:46:28.352
3	1:25.794	+1.740	10:47:54.146
4	1:25.393	+1.339	10:49:19.539
5	1:25.958	+1.904	10:50:45.497
6	1:26.661	+2.607	10:52:12.158
7	1:25.664	+1.610	10:53:37.822
8	1:26.416	+2.362	10:55:04.238
9	1:25.809	+1.755	10:56:30.047
10	1:27.396	+3.342	10:57:57.443
11	1:24.802	+0.748	10:59:22.245
12	1:24.717	+0.663	11:00:46.962
13	1:24.926	+0.872	11:02:11.888
(118) HUDSON CARLOS			
1	1:24.800		10:44:52.648
2	1:24.889	+0.089	10:46:17.537
3	1:25.473	+0.673	10:47:43.010
4	1:24.957	+0.157	10:49:07.967
5	1:25.378	+0.578	10:50:33.345
6	1:26.036	+1.236	10:51:59.381
7	1:27.788	+2.988	10:53:27.169
8	1:27.355	+2.555	10:54:54.524
9	1:27.717	+2.917	10:56:22.241
10	1:28.303	+3.503	10:57:50.544
11	1:29.508	+4.708	10:59:20.052
12	1:28.302	+3.502	11:00:48.354
13	1:28.373	+3.573	11:02:16.727



10ª ETAPA
2024
19 E 20 OUTUBRO
SÃO MIGUEL
DO GUAPORÉ

SETUR
Superintendência Estadual de
Turismo



Governo do Estado de
RONDÔNIA

DEPUTADO ESTADUAL
ISMAEL
CRISPIN

MX RONDÔNIA - 10a Etapa

Classificado por voltas

NACIONAL PRO

S. M. do Guaporé/RO 1,000 Km

1a Bateria

20/10/2024 11:00

Corrida iniciado em 10:42:18

POS	NUM	PILOTO	CATEGORIA	VOLTAS	DIF LÍDER	MOTO	CIDADE	PATROCINADOR/EQUIPE
1	169	DIEGO HENNING	NAC PRO	14		HONDA	SÃO MIGUEL DO GUA	EDUARDO TOLEDO-CAFÉ TIO BRILLANTE-ISMAEL CRISPIN
2	6	UALISON MACHADO	NAC PRO	14	57.462	HONDA	SÃO MIGUEL GUAPORÉ	HOJE SIM MOTEL-DELUXE CLOSETT MDO-BRAVO GA
3	151	NATAN VALANI	NAC PRO	14	59.585	HONDA	NOVO HORIZONTE DE	MOTOMAIS NBO-CAFEIEIRA VALANI-JD CHOPP
4	117	PEDRO TUSTLHER	NAC PRO	13	1 Volta	HONDA	MIRANTE DA SERRA	AREAL UNIÃO-AGRO NUTRI-MAIKON MOTOS-CURICO
5	91	LUIZ PAULO	NAC PRO	13	1 Volta	HONDA	JARU	CRISTINA MOTO PEÇAS
6	7	ROMARIO AVELINO	NAC PRO	13	1 Volta	HONDA	SANTA LUZIA DO OES	STORCK HORAS MÁQUINA-GD MOTO PEÇAS-ELBINH
7	118	HUDSON CARLOS	NAC PRO	13	1 Volta	HONDA	COLORADO DO OEST	

Margem da Vitoria

velocidade Media

Tempo Melhor volta

Melhor Veloc.

Melhor Volta por..

57.462

45,098

1:13.481

48,992

169 - DIEGO HENNING

Cronometragem: MARCOS A. MANCINI - www.mancini.esp.br

Orbits



MX RONDÔNIA - 10a Etapa

NACIONAL MX3

S. M. do Guaporé/RO 1,000 Km

Corrida

20/10/2024 10:05

Corrida iniciado em 10:16:16

Lap	Lap Tm	Diff	Time of Day
(187) JACSON CARDOSO			
1	1:20.431	+0.490	10:18:41.367
2	1:20.193	+0.252	10:20:01.560
3	1:19.941		10:21:21.501
4	1:21.142	+1.201	10:22:42.643
5	1:20.058	+0.117	10:24:02.701
6	1:21.490	+1.549	10:25:24.191
7	1:21.500	+1.559	10:26:45.691
8	1:22.720	+2.779	10:28:08.411
9	1:24.311	+4.370	10:29:32.722
10	1:24.787	+4.846	10:30:57.509
11	1:24.694	+4.753	10:32:22.203

Lap	Lap Tm	Diff	Time of Day
(777) ROBSON ROCHA			
1	1:24.499	+1.682	10:18:44.897
2	1:23.126	+0.309	10:20:08.023
3	1:24.267	+1.450	10:21:32.290
4	1:22.817		10:22:55.107
5	1:22.821	+0.004	10:24:17.928
6	1:23.896	+1.079	10:25:41.824
7	1:23.865	+1.048	10:27:05.689
8	1:24.240	+1.423	10:28:29.929
9	1:24.196	+1.379	10:29:54.125
10	1:23.889	+1.072	10:31:18.014
11	1:23.417	+0.600	10:32:41.431

Lap	Lap Tm	Diff	Time of Day
(91) LUIZ PAULO			
1	1:23.792	+1.067	10:18:45.617
2	1:23.370	+0.645	10:20:08.987
3	1:24.568	+1.843	10:21:33.555
4	1:24.061	+1.336	10:22:57.616
5	1:22.725		10:24:20.341
6	1:22.894	+0.169	10:25:43.235
7	1:23.053	+0.328	10:27:06.288
8	1:24.041	+1.316	10:28:30.329
9	1:24.141	+1.416	10:29:54.470
10	1:25.663	+2.938	10:31:20.133
11	1:23.098	+0.373	10:32:43.231

Lap	Lap Tm	Diff	Time of Day
(24) THIAGO MARQUES			
1	1:35.948	+13.764	10:19:02.743
2	1:23.315	+1.131	10:20:26.058
3	1:23.288	+1.104	10:21:49.346
4	1:24.920	+2.736	10:23:14.266
5	1:23.505	+1.321	10:24:37.771
6	1:25.525	+3.341	10:26:03.296
7	1:23.340	+1.156	10:27:26.636
8	1:22.563	+0.379	10:28:49.199
9	1:22.184		10:30:11.383
10	1:26.682	+4.498	10:31:38.065
11	1:26.957	+4.773	10:33:05.022

Lap	Lap Tm	Diff	Time of Day
(364) JEAN SIMONATO			
1	1:26.606	+1.334	10:18:52.697
2	1:25.272		10:20:17.969
3	1:25.512	+0.240	10:21:43.481
4	1:25.911	+0.639	10:23:09.392
5	1:26.592	+1.320	10:24:35.984
6	1:35.206	+9.934	10:26:11.190
7	1:28.095	+2.823	10:27:39.285
8	1:26.896	+1.624	10:29:06.181
9	1:29.236	+3.964	10:30:35.417
10	1:27.966	+2.694	10:32:03.383
11	1:29.915	+4.643	10:33:33.298

Lap	Lap Tm	Diff	Time of Day
(619) REGINALDO BAIÃO			
1	1:27.396	+0.688	10:18:51.653
2	1:29.138	+2.430	10:20:20.791
3	1:28.758	+2.050	10:21:49.549
4	1:28.050	+1.342	10:23:17.599
5	1:27.249	+0.541	10:24:44.848
6	1:27.097	+0.389	10:26:11.945
7	1:28.883	+2.175	10:27:40.828
8	1:29.075	+2.367	10:29:09.903
9	1:26.708		10:30:36.611
10	1:29.099	+2.391	10:32:05.710
11	1:29.206	+2.498	10:33:34.916

Lap	Lap Tm	Diff	Time of Day
(35) EVANILDO GONÇALVES			
1	1:32.363		10:19:06.330
2	1:36.410	+4.047	10:20:42.740
3	1:42.646	+10.283	10:22:25.386
4	1:53.949	+21.586	10:24:19.335
5	1:55.314	+22.951	10:26:14.649
6	1:56.973	+24.610	10:28:11.622
7	1:54.784	+22.421	10:30:06.406
8	1:40.807	+8.444	10:31:47.213
9	1:45.194	+12.831	10:33:32.407

Lap	Lap Tm	Diff	Time of Day
(21) BEATRIZ INGREDY			
1	2:25.645	+46.021	10:20:03.489
2	1:40.960	+1.336	10:21:44.449
3	1:40.920	+1.296	10:23:25.369
4	1:40.575	+0.951	10:25:05.944
5	1:41.592	+1.968	10:26:47.536
6	1:39.624		10:28:27.160
7	1:44.028	+4.404	10:30:11.188
8	1:43.830	+4.206	10:31:55.018
9	1:43.310	+3.686	10:33:38.328

MX RONDÔNIA - 10a Etapa

Classificado por voltas

NACIONAL MX3

S. M. do Guaporé/RO 1,000 Km

Corrida

20/10/2024 10:05

Corrida iniciado em 10:16:16

POS	NUM	PILOTO	CATEGORIA	VOLTAS	DIF LÍDER	MOTO	CIDADE	PATROCINADOR/EQUIPE
1	187	JACSON CARDOSO	NAC MX3	11		HONDA	VILHENA	NORTON PREPARAÇÕES
2	777	ROBSON ROCHA	NAC MX3	11	19.228	HONDA	MACHADINHO D'OESTE	MEGA MOTOS-FORT MADEIRAS
3	91	LUIZ PAULO	NAC MX3	11	21.028	HONDA	JARU	CRISTINA MOTO PEÇAS
4	24	THIAGO MARQUES	NAC MX3	11	42.819	HONDA	VILHENA	CHURRU TORNO E SOLDA-CAIO MOTOS-NORTON MC
5	364	JEAN SIMONATO	NAC MX3	11	1:11.095	HONDA	MONTE NEGRO	ARIEL MOTOS
6	619	REGINALDO BAIÃO	NAC MX3	11	1:12.713	HONDA	VALE DO ANARI	ANARY BARBER SHOP-TOP CLIMA AUTOMOTIVO
7	35	EVANILDO GONÇALVES	NAC MX3	9	2 Voltas	HONDA	CACOAL	INSTALADORA SÃO LUIZ
8	21	BEATRIZ INGREDY	NAC MX3	9	2 Voltas	HONDA	SÃO MIGUEL DO GUA	MORGAN TERRAPLANAGEM-TORNEARIA VIOTO-ROU

Margem da Vitoria

velocidade Media

Tempo Melhor volta

Melhor Veloc.

Melhor Volta por..

19.228

41,020

1:19.941

45,033

187 - JACSON CARDOSO

Cronometragem: MARCOS A. MANCINI - www.mancini.esp.br

Orbits

MX RONDÔNIA - 10a Etapa

IMPORTADA PRO

S. M. do Guaporé/RO 1,000 Km

Treino Cronometrado

20/10/2024 09:40

Qualificação iniciado em 9:54:27

Lap	Lap Tm	Diff	Time of Day
(169) DIEGO HENNING			
1	1:12.636	+3.126	9:57:38.531
2	1:12.472	+2.962	9:58:51.003
3	1:30.936	+21.426	10:00:21.939
4	1:10.469	+0.959	10:01:32.408
5	2:57.414	+1:47.904	10:04:29.822
6	1:09.510		10:05:39.332

Lap	Lap Tm	Diff	Time of Day
(51) HUGO AMARAL			
1	1:16.775	+5.700	9:56:46.720
2	1:25.665	+14.590	9:58:12.385
3	1:12.273	+1.198	9:59:24.658
4	1:30.240	+19.165	10:00:54.898
5	1:11.147	+0.072	10:02:06.045
6	1:35.278	+24.203	10:03:41.323
7	1:11.075		10:04:52.398

Lap	Lap Tm	Diff	Time of Day
(110) HERMESSON ARAÚJO			
1	1:17.132	+2.173	9:56:47.570
2	1:16.688	+1.729	9:58:04.258
3	1:14.959		9:59:19.217
4	1:17.983	+3.024	10:00:37.200
5	1:32.812	+17.853	10:02:10.012
6	1:23.926	+8.967	10:03:33.938
7	1:18.205	+3.246	10:04:52.143

Lap	Lap Tm	Diff	Time of Day
(187) JACSON CARDOSO			
1	1:15.289		9:56:40.461
2	1:17.450	+2.161	9:57:57.911
3	1:15.343	+0.054	9:59:13.254

Lap	Lap Tm	Diff	Time of Day
(3) RODRIGO BRUMATTI			
1	1:35.470	+19.422	9:57:15.131
2	1:17.365	+1.317	9:58:32.496
3	1:17.199	+1.151	9:59:49.695
4	1:16.048		10:01:05.743
5	2:21.123	+1:05.075	10:03:26.866
6	1:22.923	+6.875	10:04:49.789

Lap	Lap Tm	Diff	Time of Day
(6) VANDERLEI JUNIOR			
1	1:19.434	+1.631	9:57:32.806
2	1:19.884	+2.081	9:58:52.690
3	1:18.652	+0.849	10:00:11.342
4	1:24.490	+6.687	10:01:35.832
5	1:25.644	+7.841	10:03:01.476
6	1:17.803		10:04:19.279

Lap	Lap Tm	Diff	Time of Day
(22) NELSON MELLO			
1	1:28.474	+9.707	9:57:06.453
2	1:28.800	+10.033	9:58:35.253
3	1:22.576	+3.809	9:59:57.829
4	1:21.277	+2.510	10:01:19.106
5	1:18.767		10:02:37.873

Lap	Lap Tm	Diff	Time of Day
(17) LUIZ AZEVEDO			
1	1:24.184	+4.136	9:59:15.123
2	1:20.048		10:00:35.171
3	1:22.161	+2.113	10:01:57.332
4	1:30.965	+10.917	10:03:28.297
5	1:23.005	+2.957	10:04:51.302

Lap	Lap Tm	Diff	Time of Day
(68) UALISON MACHADO			
1	1:21.434	+0.273	9:56:53.859
2	1:21.236	+0.075	9:58:15.095
3	1:22.019	+0.858	9:59:37.114

Lap	Lap Tm	Diff	Time of Day
4	1:21.555	+0.394	10:00:58.669
5	1:22.935	+1.774	10:02:21.604
6	1:21.161		10:03:42.765

Lap	Lap Tm	Diff	Time of Day
(21) VITOR FERREIRA			
1	1:22.664	+1.499	10:00:40.561
2	1:21.165		10:02:01.726
3	1:21.182	+0.017	10:03:22.908
4	1:23.891	+2.726	10:04:46.799

Lap	Lap Tm	Diff	Time of Day
(46) MARCIO BRIGIDO			
1	1:22.032	+0.666	9:56:55.206
2	1:21.366		9:58:16.572
3	1:22.129	+0.763	9:59:38.701
4	1:22.370	+1.004	10:01:01.071
5	1:22.434	+1.068	10:02:23.505
6	1:22.381	+1.015	10:03:45.886
7	1:35.614	+14.248	10:05:21.500

Lap	Lap Tm	Diff	Time of Day
(25) GUSTAVO JORDAN			
1	1:24.004	+2.483	9:57:14.120
2	1:22.551	+1.030	9:58:36.671
3	1:51.674	+30.153	10:00:28.345
4	1:23.361	+1.840	10:01:51.706
5	1:21.521		10:03:13.227

Lap	Lap Tm	Diff	Time of Day
(318) DANILO ASSUMPTÃO			
1	1:25.147	+3.549	9:57:04.038
2	1:22.256	+0.658	9:58:26.294
3	1:21.598		9:59:47.892
4	1:23.820	+2.222	10:01:11.712
5	1:24.984	+3.386	10:02:36.696
6	1:23.113	+1.515	10:03:59.809
7	1:23.737	+2.139	10:05:23.546

Lap	Lap Tm	Diff	Time of Day
(112) JEFERSON ARAUJO			
1	1:24.385		9:57:29.641
2	1:28.900	+4.515	9:58:58.541
3	1:25.848	+1.463	10:00:24.389
4	2:07.501	+43.116	10:02:31.890
5	1:34.573	+10.188	10:04:06.463

Lap	Lap Tm	Diff	Time of Day
(29) THIAGO BOIADEIRO			
1	1:27.882	+3.171	9:57:17.774
2	1:26.015	+1.304	9:58:43.789
3	1:26.437	+1.726	10:00:10.226
4	1:24.711		10:01:34.937
5	1:29.369	+4.658	10:03:04.306
6	1:57.540	+32.829	10:05:01.846

Lap	Lap Tm	Diff	Time of Day
(412) DIEGO RAMIRES			
1	1:28.344	+2.695	9:57:13.661
2	1:28.767	+3.118	9:58:42.428
3	1:25.649		10:00:08.077
4	1:25.974	+0.325	10:01:34.051
5	1:29.021	+3.372	10:03:03.072
6	1:38.500	+12.851	10:04:41.572

Lap	Lap Tm	Diff	Time of Day
(55) VITOR HUGO			
1	1:33.739		9:57:22.720
2	1:38.455	+4.716	9:59:01.175
3	1:37.912	+4.173	10:00:39.087
4	1:41.634	+7.895	10:02:20.721

Lap	Lap Tm	Diff	Time of Day
(96) RAFAEL ERRAN			
1	2:28.678		9:58:33.091

MX RONDÔNIA - 10a Etapa

Classificado pela melhor volta

IMPORTADA PRO

S. M. do Guaporé/RO 1,000 Km

Treino Cronometrado

20/10/2024 09:40

Qualificação iniciado em 9:54:27

POS	NUM	PILOTO	CATEGORIA	M. TEMPO	DIF LÍDER	MOTO	CIDADE	PATROCINADOR/EQUIPE
1	169	DIEGO HENNING	IMP PRO	1:09.510		KTM	SÃO MIGUEL DO	EDUARDO TOLEDO-COFFEE TIO BRILLANTE-ISM
2	51	HUGO AMARAL	IMP PRO	1:11.075	1.565	KTM	PORTO VELHO	FOX MOTOS-M7 MOTOS
3	110	HERMESSON ARAÚJO	IMP PRO	1:14.959	5.449	KAWASAKI	ARIQUEMES	W RACING-CONSTRATEC MAT CONSTRUÇÕES
4	187	JACSON CARDOSO	IMP PRO	1:15.289	5.779	KAWASAKI	VILHENA	NORTON PREPARAÇÕES
5	3	RODRIGO BRUMATTI	IMP PRO	1:16.048	6.538	KAWASAKI	ESPIGÃO DO OES	BRUMATTI MOTOS-MARCINHO DAS CALHAS-AL
6	6	VANDERLEI JUNIOR	IMP PRO	1:17.803	8.293	YAMAHA	ROLIM DE MOURA	POSTO MAIS
7	22	NELSON MELLO	IMP PRO	1:18.767	9.257	KAWASAKI	ARIQUEMES	
8	17	LUIZ AZEVEDO	IMP PRO	1:20.048	10.538	YAMAHA	CACOAL	
9	68	UALISON MACHADO	IMP PRO	1:21.161	11.651	HONDA	SÃO MIGUEL DO	
10	21	VITOR FERREIRA	IMP PRO	1:21.165	11.655	KTM	SÃO MIGUEL DO	MORGAN TERRAPLANAGEM-TORNEARIA VIOTO
11	46	MARCIO BRIGIDO	IMP PRO	1:21.366	11.856	YAMAHA	CACOAL	MEGA BOM
12	25	GUSTAVO JORDAN	IMP PRO	1:21.521	12.011	HONDA	ARIQUEMES	MEC DIESEL-CONFIA TRANSPORTE-ROÍAS MIL
13	318	DANILO ASSUMPTÃO	IMP PRO	1:21.598	12.088	KAWASAKI	VILHENA	DNL LAVAGENS
14	112	JEFERSON ARAUJO	IMP PRO	1:24.385	14.875	YAMAHA	ARIQUEMES	HS DIESEL-MUSTELO STORI-BOIÃO PARA AG
15	29	THIAGO BOIADEIRO	IMP PRO	1:24.711	15.201	HONDA	ARIQUEMES	BOIÃO PRA AGRONEGÓCIO-GLOSS STORE
16	412	DIEGO RAMIRES	IMP PRO	1:25.649	16.139	KAWASAKI	ARIQUEMES	BOIÃO PARA-PIMENTEL-FVZZZ-HS DIESEL-M
17	55	VITOR HUGO	IMP PRO	1:33.739	24.229	KAWASAKI	PRESIDENTE MÉC	VIDRAÇARIA E MAMORARIA 1ª LINHA
18	96	RAFAEL ERRAN	IMP PRO	2:28.678	1:19.168	YAMAHA	VILHENA	CONCEPT AUTOMOTIVE

MX RONDÔNIA - 10a Etapa

IMPORTADA MX4 / MX5

S. M. do Guaporé/RO 1,000 Km

Treino Cronometrado

20/10/2024 09:50

Qualificação iniciado em 9:18:54

Lap	Lap Tm	Diff	Time of Day
(77) ITAMAR TADEU			
1	1:17.405	+0.445	9:20:20.166
2	1:19.019	+2.059	9:21:39.185
3	1:56.499	+39.539	9:23:35.684
4	1:17.768	+0.808	9:24:53.452
5	1:18.540	+1.580	9:26:11.992
6	1:33.652	+16.692	9:27:45.644
7	1:16.960		9:29:02.604
(9) GIVANILDO CANDIOTTO			
1	1:25.732	+8.626	9:20:33.530
2	1:11.864	-5.242	9:21:45.394
3	1:17.106		9:23:02.500
4	1:21.177	+4.071	9:24:23.677
5	1:20.542	+3.436	9:25:44.219
6	1:19.353	+2.247	9:27:03.572
7	1:34.339	+17.233	9:28:37.911
8	1:20.386	+3.280	9:29:58.297
(6) VANDERLEI JUNIOR			
1	1:25.861	+7.686	9:20:39.317
2	1:20.600	+2.425	9:21:59.917
3	1:21.558	+3.383	9:23:21.475
4	1:20.059	+1.884	9:24:41.534
5	1:18.175		9:25:59.709
6	1:24.620	+6.445	9:27:24.329
7	1:20.334	+2.159	9:28:44.663
8	1:25.692	+7.517	9:30:10.355
(11) ÉDER STENZEL			
1	1:23.007	+2.825	9:20:30.239
2	1:20.356	+0.174	9:21:50.595
3	1:20.182		9:23:10.777
4	1:21.627	+1.445	9:24:32.404
5	1:22.223	+2.041	9:25:54.627
(777) ROBSON ROCHA			
1	1:27.813	+6.718	9:20:36.987
2	1:22.273	+1.178	9:21:59.260
3	1:23.074	+1.979	9:23:22.334
4	1:22.436	+1.341	9:24:44.770
5	1:22.340	+1.245	9:26:07.110
6	1:21.870	+0.775	9:27:28.980
7	1:21.095		9:28:50.075
(21) VITOR FERREIRA			
1	1:25.873	+4.556	9:20:40.139
2	1:21.403	+0.086	9:22:01.542
3	1:35.203	+13.886	9:23:36.745
4	1:22.124	+0.807	9:24:58.869
5	1:23.993	+2.676	9:26:22.862
6	1:23.315	+1.998	9:27:46.177
7	1:21.317		9:29:07.494
8	1:22.844	+1.527	9:30:30.338
(818) EDUARDO RAMOS			
1	1:26.691	+4.919	9:20:32.025
2	1:23.750	+1.978	9:21:55.775
3	1:25.272	+3.500	9:23:21.047
4	1:26.303	+4.531	9:24:47.350
5	1:24.516	+2.744	9:26:11.866
6	1:48.136	+26.364	9:28:00.002
7	1:21.772		9:29:21.774
(333) CARLOS CASARIN			

Lap	Lap Tm	Diff	Time of Day
1	1:34.406	+10.985	9:20:55.701
2	1:27.404	+3.983	9:22:23.105
3	2:03.889	+40.468	9:24:26.994
4	1:26.480	+3.059	9:25:53.474
5	1:23.421		9:27:16.895
6	1:25.919	+2.498	9:28:42.814
(217) JONAS TORQUATO			
1	1:29.791	+6.072	9:20:45.156
2	1:23.719		9:22:08.875
3	1:29.597	+5.878	9:23:38.472
4	1:28.653	+4.934	9:25:07.125
5	1:30.327	+6.608	9:26:37.452
6	1:37.273	+13.554	9:28:14.725
(157) CLAUDINEY CARDOSO			
1	1:37.446	+8.681	9:21:03.723
2	1:31.589	+2.824	9:22:35.312
3	1:29.478	+0.713	9:24:04.790
4	1:29.222	+0.457	9:25:34.012
5	1:28.765		9:27:02.777
6	1:29.032	+0.267	9:28:31.809
7	1:33.454	+4.689	9:30:05.263
(22) FERNANDO HENRIQUE			
1	1:38.091	+8.067	9:21:02.036
2	1:34.502	+4.478	9:22:36.538
3	1:30.024		9:24:06.562
4	1:30.925	+0.901	9:25:37.487
5	1:30.981	+0.957	9:27:08.468
6	1:55.205	+25.181	9:29:03.673
7	1:35.799	+5.775	9:30:39.472
(220) EDENILSON PASSARELLO			
1	1:34.632	+4.129	9:20:53.019
2	1:32.707	+2.204	9:22:25.726
3	1:30.503		9:23:56.229
4	1:31.526	+1.023	9:25:27.755
5	1:31.080	+0.577	9:26:58.835
6	1:32.125	+1.622	9:28:30.960
7	1:36.180	+5.677	9:30:07.140
(10) NIDEVAL AMARAL			
1	1:38.813	+6.553	9:23:49.497
2	1:34.986	+2.726	9:25:24.483
3	1:33.403	+1.143	9:26:57.886
4	1:32.260		9:28:30.146
5	1:33.076	+0.816	9:30:03.222
(88) ADRIANO NEVES			
1	1:42.955	+10.141	9:21:02.773
2	1:38.458	+5.644	9:22:41.231
3	1:35.487	+2.673	9:24:16.718
4	1:32.814		9:25:49.532
5	2:15.759	+42.945	9:28:05.291
(234) CLAUDEMIR CARDOSO			
1	1:35.088	+2.118	9:21:09.067
2	1:32.970		9:22:42.037
3	1:36.105	+3.135	9:24:18.142
4	1:33.557	+0.587	9:25:51.699
5	1:34.831	+1.861	9:27:26.530
6	1:33.314	+0.344	9:28:59.844
7	1:36.410	+3.440	9:30:36.254
(164) WILLIAN SILVA			

Lap	Lap Tm	Diff	Time of Day
1	1:38.598	+3.950	9:21:00.742
2	1:35.102	+0.454	9:22:35.844
3	1:34.746	+0.098	9:24:10.590
4	1:34.648		9:25:45.238
(15) VALTER LEAL			
1	1:37.210		9:21:39.025
2	1:43.756	+6.546	9:23:22.781
3	1:39.798	+2.588	9:25:02.579
(16) MAURO RIBEIRO			
1	2:02.021	+16.684	9:21:14.842
2	1:45.337		9:23:00.179
3	1:45.754	+0.417	9:24:45.933
4	1:50.236	+4.899	9:26:36.169
5	1:47.737	+2.400	9:28:23.906
6	1:56.098	+10.761	9:30:20.004

MX RONDÔNIA - 10a Etapa

Classificado pela melhor volta

IMPORTADA MX4 / MX5

S. M. do Guaporé/RO 1,000 Km

Treino Cronometrado

20/10/2024 09:50

Qualificação iniciado em 9:18:54

POS	NUM	PILOTO	CATEGORIA	M. TEMPO	DIF LÍDER	MOTO	CIDADE	PATROCINADOR/EQUIPE
1	77	ITAMAR TADEU	IMP MX4	1:16.960		KTM	CACOAL	ITF MULTIMARCAS
2	9	GIVANILDO CANDIOTTO	IMP MX4	1:17.106	0.146	YAMAHA	VILHENA	FAZ AGROFARRA
3	6	VANDERLEI JUNIOR	IMP MX4	1:18.175	1.215	YAMAHA	ROLIM DE MOURA	POSTO MAIS
4	11	ÉDER STENZEL	IMP MX4	1:20.182	3.222	HONDA	PORTO VELHO	ÉDER MOTOS
5	777	ROBSON ROCHA	IMP MX4	1:21.095	4.135	YAMAHA	MACHADINHO D'ÁZUL	MEGA MOTOS-DELUXE CLOSSET-FORT MADEIRA
6	21	VITOR FERREIRA	IMP MX4	1:21.317	4.357	KTM	SÃO MIGUEL DO GUAPORÉ	MORGAN TERRAPLANAGEM-TORREARIA VIOTO
7	818	EDUARDO RAMOS	IMP MX4	1:21.772	4.812	HONDA	ARIQUEMES	
8	333	CARLOS CASARIN	IMP MX4	1:23.421	6.461	HONDA	MACHADINHO D'ÁZUL	MEGA MOTOS
9	217	JONAS TORQUATO	IMP MX4	1:23.719	6.759	HUSQVARNA	ARIQUEMES	CENTRAL TRANSPORTE-NK RACING-PREFEITA
10	157	CLAUDINEY CARDOSO	IMP MX4	1:28.765	11.805	YAMAHA	JI-PARANÁ	BADECO MOTOS
11	22	FERNANDO HENRIQUE	IMP MX4	1:30.024	13.064	KAWASAKI	ESPIGAO DO OESTE	JF MADEIRAS-BRUMATTI MOTOS
12	220	EDENILSON PASSARELLO	IMP MX5	1:30.503	13.543	HUSQVARNA	CACOAL	BRIZOLA RACING
13	10	NIDEVAL AMARAL	IMP MX4 - 5	1:32.260	15.300	YAMAHA	JI-PARANÁ	FOX MOTOS
14	88	ADRIANO NEVES	IMP MX4	1:32.814	15.854	KTM	ALTA FLORESTA D'ÁZUL	AGRO MAIS
15	234	CLAUDEMIR CARDOSO	IMP MX4	1:32.970	16.010	KAWASAKI	JI-PARANÁ	MX CONSTRUTORA-ENZO EMPREDIMENTOS
16	164	WILLIAN SILVA	IMP MX4	1:34.648	17.688	YAMAHA	ESPIGAO DO OESTE	WCAR CENTRO AUTOMOTIVO PEÇAS E SERVIÇOS
17	15	VALTER LEAL	IMP MX5	1:37.210	20.250	YAMAHA	PORTO VELHO	UNIDAS AUTO CENTER-FEDERAL BURGER
18	16	MAURO RIBEIRO	IMP MX5	1:45.337	28.377	KTM	ARIQUEMES	

MX RONDÔNIA - 10a Etapa

IMPORTADA MX3

S. M. do Guaporé/RO 1,000 Km

Treino Cronometrado

20/10/2024 08:30

Qualificação iniciado em 8:42:50

Lap	Lap Tm	Diff	Time of Day
(9) GIVANILDO CANDIOTTO			
1	1:28.968	+13.057	8:45:44.877
2	1:21.145	+5.234	8:47:06.022
3	1:18.434	+2.523	8:48:24.456
4	1:20.018	+4.107	8:49:44.474
5	1:29.629	+13.718	8:51:14.103
6	1:17.616	+1.705	8:52:31.719
7	55.082	-20.829	8:53:26.801
8	1:15.911		8:54:42.712

Lap	Lap Tm	Diff	Time of Day
(187) JACSON CARDOSO			
1	1:42.514	+25.094	8:45:36.470
2	1:24.157	+6.737	8:47:00.627
3	1:21.623	+4.203	8:48:22.250
4	1:17.420		8:49:39.670
5	1:30.106	+12.686	8:51:09.776

Lap	Lap Tm	Diff	Time of Day
(77) ITAMAR TADEU			
1	1:31.426	+12.977	8:44:43.452
2	1:24.405	+5.956	8:46:07.857
3	1:25.611	+7.162	8:47:33.468
4	1:26.300	+7.851	8:48:59.768
5	1:22.187	+3.738	8:50:21.955
6	1:47.642	+29.193	8:52:09.597
7	1:18.449		8:53:28.046
8	1:20.770	+2.321	8:54:48.816

Lap	Lap Tm	Diff	Time of Day
(3) RODRIGO BRUMATTI			
1	1:30.460	+10.855	8:44:49.607
2	1:28.979	+9.374	8:46:18.586
3	1:26.767	+7.162	8:47:45.353
4	1:23.593	+3.988	8:49:08.946
5	1:25.148	+5.543	8:50:34.094
6	1:24.816	+5.211	8:51:58.910
7	1:19.605		8:53:18.515

Lap	Lap Tm	Diff	Time of Day
(110) HERMESSON ARAÚJO			
1	1:22.567	+2.888	8:44:29.040
2	1:27.379	+7.700	8:45:56.419
3	1:31.501	+11.822	8:47:27.920
4	1:26.530	+6.851	8:48:54.450
5	1:20.751	+1.072	8:50:15.201
6	1:19.679		8:51:34.880
7	1:20.680	+1.001	8:52:55.560
8	1:23.989	+4.310	8:54:19.549

Lap	Lap Tm	Diff	Time of Day
(6) VANDERLEI JUNIOR			
1	1:57.538	+36.854	8:45:41.723
2	1:26.171	+5.487	8:47:07.894
3	1:20.807	+0.123	8:48:28.701
4	1:25.225	+4.541	8:49:53.926
5	1:20.684		8:51:14.610
6	1:27.227	+6.543	8:52:41.837
7	1:22.832	+2.148	8:54:04.669
8	1:23.138	+2.454	8:55:27.807

Lap	Lap Tm	Diff	Time of Day
(11) EDER STENZEL			
1	1:46.425	+24.193	8:45:32.481
2	1:24.966	+2.734	8:46:57.447
3	1:23.951	+1.719	8:48:21.398
4	1:22.232		8:49:43.630
5	1:22.718	+0.486	8:51:06.348
6	1:24.994	+2.762	8:52:31.342
7	1:25.506	+3.274	8:53:56.848

Lap	Lap Tm	Diff	Time of Day
(46) MARCIO BRIGIDO			
1	1:30.331	+7.700	8:44:46.859
2	1:26.374	+3.743	8:46:13.233
3	1:33.817	+11.186	8:47:47.050
4	1:37.253	+14.622	8:49:24.303
5	1:22.631		8:50:46.934
6	1:30.283	+7.652	8:52:17.217
7	1:23.022	+0.391	8:53:40.239
8	1:27.028	+4.397	8:55:07.267

Lap	Lap Tm	Diff	Time of Day
(33) SIDNEI VIEIRA			
1	1:30.399	+6.332	8:44:44.525
2	1:25.526	+1.459	8:46:10.051
3	1:25.535	+1.468	8:47:35.586
4	1:28.797	+4.730	8:49:04.383
5	1:26.010	+1.943	8:50:30.393
6	1:26.754	+2.687	8:51:57.147
7	1:24.067		8:53:21.214

Lap	Lap Tm	Diff	Time of Day
(777) ROBSON ROCHA			
1	1:28.772	+3.899	8:45:08.764
2	1:26.634	+1.761	8:46:35.398
3	1:27.054	+2.181	8:48:02.452
4	1:27.903	+3.030	8:49:30.355
5	1:30.718	+5.845	8:51:01.073
6	1:29.148	+4.275	8:52:30.221
7	1:24.873		8:53:55.094

Lap	Lap Tm	Diff	Time of Day
(818) EDUARDO RAMOS			
1	1:34.578	+7.792	8:44:54.310
2	1:28.059	+1.273	8:46:22.369
3	1:31.359	+4.573	8:47:53.728
4	1:32.954	+6.168	8:49:26.682
5	2:16.187	+49.401	8:51:42.869
6	1:26.786		8:53:09.655

Lap	Lap Tm	Diff	Time of Day
(333) CARLOS CASARIN			
1	1:57.620	+27.970	8:45:49.822
2	1:56.237	+26.587	8:47:46.059
3	1:30.863	+1.213	8:49:16.922
4	1:29.650		8:50:46.572
5	1:33.569	+3.919	8:52:20.141

Lap	Lap Tm	Diff	Time of Day
(112) JEFERSON ARAUJO			
1	1:32.802	+0.630	8:44:57.723
2	1:42.730	+10.558	8:46:40.453
3	1:32.172		8:48:12.625
4	1:41.969	+9.797	8:49:54.594

Lap	Lap Tm	Diff	Time of Day
(157) CLAUDINEY CARDOSO			
1	2:04.872	+32.050	8:45:50.149
2	1:39.476	+6.654	8:47:29.625
3	1:36.860	+4.038	8:49:06.485
4	1:35.383	+2.561	8:50:41.868
5	1:33.295	+0.473	8:52:15.163
6	1:32.822		8:53:47.985
7	1:35.166	+2.344	8:55:23.151

Lap	Lap Tm	Diff	Time of Day
(217) JONAS TORQUATO			
1	1:54.772	+21.837	8:45:28.338
2	1:46.372	+13.437	8:47:14.710
3	1:34.646	+1.711	8:48:49.356
4	1:35.131	+2.196	8:50:24.487
5	1:32.935		8:51:57.422
6	1:35.926	+2.991	8:53:33.348
7	1:39.243	+6.308	8:55:12.591

Lap	Lap Tm	Diff	Time of Day
(10) NIDEVAL AMARAL			
1	1:39.523	+5.152	8:46:05.510
2	1:38.566	+4.195	8:47:44.076
3	1:41.608	+7.237	8:49:25.684
4	1:34.839	+0.468	8:51:00.523
5	1:34.371		8:52:34.894
6	1:38.156	+3.785	8:54:13.050

Lap	Lap Tm	Diff	Time of Day
(220) EDENILSON PASSARELO			
1	1:34.506		8:53:46.448
2	1:58.068	+23.562	8:55:44.516

Lap	Lap Tm	Diff	Time of Day
(35) EVANILDO GONÇALVES			
1	2:08.590	+25.992	8:45:52.042
2	1:42.598		8:47:34.640
3	1:46.748	+4.150	8:49:21.388
4	1:46.140	+3.542	8:51:07.528

Lap	Lap Tm	Diff	Time of Day
(15) VALTER LEAL			
1	1:43.813		8:47:17.843
2	1:45.050	+1.237	8:49:02.893

Lap	Lap Tm	Diff	Time of Day
(164) WILLIAN SILVA			
1	1:57.998	+13.776	8:45:53.025
2	1:44.222		8:47:37.247
3	1:49.996	+5.774	8:49:27.243

MX RONDÔNIA - 10a Etapa

Classificado pela melhor volta

IMPORTADA MX3

S. M. do Guaporé/RO 1,000 Km

Treino Cronometrado

20/10/2024 08:30

Qualificação iniciado em 8:42:50

POS	NUM	PILOTO	CATEGORIA	M. TEMPO	DIF LÍDER	MOTO	CIDADE	PATROCINADOR/EQUIPE
1	9	GIVANILDO CANDIOTTO	IMP MX3	1:15.911		YAMAHA	VILHENA	FAZ AGROFARRA
2	187	JACSON CARDOSO	IMP MX3	1:17.420	1.509	KAWASAKI	VILHENA	NORTON PREPARAÇÕES
3	77	ITAMAR TADEU	IMP MX3	1:18.449	2.538	KTM	CACOAL	ITF MULTIMARCAS
4	3	RODRIGO BRUMATTI	IMP MX3	1:19.605	3.694	KAWASAKI	ESPIGÃO DO OES	BRUMATTI MOTOS-MARCINHO DAS CALHAS-AI
5	110	HERMESSON ARAÚJO	IMP MX3	1:19.679	3.768	KAWASAKI	ARIQUEMES	NK RACING-CONSTANTEC MAT CONSTRUÇÃO S
6	6	VANDERLEI JUNIOR	IMP MX3	1:20.684	4.773	YAMAHA	ROLIM DE MOURA	POSTO MAIS
7	11	EDER STENZEL	IMP MX3	1:22.232	6.321	HONDA	PORTO VELHO	
8	46	MARCIO BRIGIDO	IMP MX3	1:22.631	6.720	YAMAHA	CACOAL	MEGA BOM
9	33	SIDNEI VIEIRA	IMP MX3	1:24.067	8.156	HONDA	ARIQUEMES	VOLMAQ
10	777	ROBSON ROCHA	IMP MX3	1:24.873	8.962	YAMAHA	MACHADINHO D' OES	MEGA MOTOS-TIBERIO SUSPENSÕES-FORT M
11	818	EDUARDO RAMOS	IMP MX3	1:26.786	10.875	HONDA	ARIQUEMES	DB NUTRIÇÃO ANIMAL-DUK-RAMOS TRANSP
12	333	CARLOS CASARIN	IMP MX3	1:29.650	13.739	HONDA	MACHADINHO D' OES	MEGA MOTOS
13	112	JEFERSON ARAUJO	IMP MX3	1:32.172	16.261	YAMAHA	ARIQUEMES	H S DIESEL-MUSTELO STORI-BOINÃO PARA AG
14	157	CLAUDINEY CARDOSO	IMP MX3	1:32.822	16.911	YAMAHA	JI-PARANÁ	BADECO MOTOS
15	217	JONAS TORQUATO	IMP MX3	1:32.935	17.024	HUSQVARNA	ARIQUEMES	CENTRAL TRANSPORTE-NK RACING-PREFEITA
16	10	NIDEVAL AMARAL	IMP MX3	1:34.371	18.460	YAMAHA	JI-PARANÁ	FOX MOTOS
17	220	EDENILSON PASSARELO	IMP MX3	1:34.506	18.595	HUSQVARNA	CACOAL	
18	35	EVANILDO GONÇALVES	IMP MX3	1:42.598	26.687	YAMAHA	CACOAL	INSTALADORA SÃO LUIZ
19	15	VALTER LEAL	IMP MX3	1:43.813	27.902	YAMAHA	PORTO VELHO	UNIDAS AUTO CENTER-FEDERAL BURGER
20	164	WILLIAN SILVA	IMP MX3	1:44.222	28.311	YAMAHA	ESPIGÃO DO OES	WCAR CENTRO AUTOMOTIVO PEÇAS E SERVI
21	888	ERNAN AMORIM	IMP MX3			KAWASAKI	ARIQUEMES	TADALAFILA

MX RONDÔNIA - 10a Etapa

NACIONAL PRO

S. M. do Guaporé/RO 1,000 Km

Treino Cronometrado

20/10/2024 08:00

Qualificação iniciado em 8:08:39

Lap	Lap Tm	Diff	Time of Day
(169) DIEGO HENNING			
1	1:33.932	+15.746	8:10:53.366
2	1:23.127	+4.941	8:12:16.493
3	1:21.005	+2.819	8:13:37.498
4	3:13.719	+1:55.533	8:16:51.217
5	1:18.186		8:18:09.403

Lap	Lap Tm	Diff	Time of Day
(6) UALISON MACHADO			
1	1:31.760	+7.843	8:10:11.946
2	1:27.160	+3.243	8:11:39.106
3	1:30.843	+6.926	8:13:09.949
4	1:24.512	+0.595	8:14:34.461
5	1:23.917		8:15:58.378
6	2:40.605	+1:16.688	8:18:38.983
7	1:40.233	+16.316	8:20:19.216

Lap	Lap Tm	Diff	Time of Day
(151) NATAN VALANI			
1	1:39.052	+14.089	8:10:22.133
2	1:30.317	+5.354	8:11:52.450
3	1:27.787	+2.824	8:13:20.237
4	1:45.640	+20.677	8:15:05.877
5	1:26.709	+1.746	8:16:32.586
6	1:25.388	+0.425	8:17:57.974
7	1:24.963		8:19:22.937
8	2:01.772	+36.809	8:21:24.709

Lap	Lap Tm	Diff	Time of Day
(117) PEDRO TUSTLHER			
1	1:36.920	+7.603	8:10:18.233
2	1:30.446	+1.129	8:11:48.679
3	1:30.518	+1.201	8:13:19.197
4	1:29.895	+0.578	8:14:49.092
5	1:31.300	+1.983	8:16:20.392
6	1:29.317		8:17:49.709
7	2:00.895	+31.578	8:19:50.604

Lap	Lap Tm	Diff	Time of Day
(7) ROMARIO AVELINO			
1	1:43.495	+7.393	8:10:30.237
2	1:40.078	+3.976	8:12:10.315
3	1:37.067	+0.965	8:13:47.382
4	1:36.102		8:15:23.484
5	1:36.616	+0.514	8:17:00.100
6	3:23.915	+1:47.813	8:20:24.015

Lap	Lap Tm	Diff	Time of Day
(619) REGINALDO BAÍÃO			
1	1:52.694	+14.582	8:10:42.446
2	1:38.112		8:12:20.558

Lap	Lap Tm	Diff	Time of Day
(118) HUDSON CARLOS			
1	1:49.362	+10.209	8:18:55.724
2	1:39.153		8:20:34.877

Lap	Lap Tm	Diff	Time of Day
(91) LUIZ PAULO			
1	3:14.885	+1:33.121	8:13:03.082
2	1:50.242	+8.478	8:14:53.324
3	1:42.046	+0.282	8:16:35.370
4	1:41.764		8:18:17.134



10ª ETAPA
2024
19 E 20 OUTUBRO
SÃO MIGUEL
DO GUAPORÉ

SETUR
Superintendência Estadual de
Turismo



Governo do Estado de
RONDÔNIA

DEPUTADO ESTADUAL
ISMAEL
CRISPIN

MX RONDÔNIA - 10a Etapa

Classificado pela melhor volta

NACIONAL PRO

S. M. do Guaporé/RO 1,000 Km

Treino Cronometrado

20/10/2024 08:00

Qualificação iniciado em 8:08:39

POS	NUM	PILOTO	CATEGORIA	M. TEMPO	DIF LÍDER	MOTO	CIDADE	PATROCINADOR/EQUIPE
1	169	DIEGO HENNING	NAC PRO	1:18.186		HONDA	SÃO MIGUEL DO	EDUARDO TELEO-CAFÉ 110 BILLY ANTE-15H
2	6	UALISON MACHADO	NAC PRO	1:23.917	5.731	HONDA	SÃO MIGUEL GUA	HOJE SIM MOTEL-DELUXE CLOSETT MDO-BRAI
3	151	NATAN VALANI	NAC PRO	1:24.963	6.777	HONDA	NOVO HORIZONT	MOTOMAIS NBO-CAFEIEIRA VALANI-JD CHOPP
4	117	PEDRO TUSTLHER	NAC PRO	1:29.317	11.131	HONDA	MIRANTE DA SER	AREAL UNIÃO-AGRO NUTRI-MAIKON MOTOS-C
5	7	ROMARIO AVELINO	NAC PRO	1:36.102	17.916	HONDA	SANTA LUZIA DO	STORCK HORAS MÁQUINA-GD MOTO PEÇAS-E
6	619	REGINALDO BAIÃO	NAC PRO	1:38.112	19.926	HONDA	VALE DO ANARI	
7	118	HUDSON CARLOS	NAC PRO	1:39.153	20.967	HONDA	COLORADO DO O	
8	91	LUIZ PAULO	NAC PRO	1:41.764	23.578	HONDA	JARU	CRISTINA MOTO PEÇAS

