

MOTOCROSS LEMAMT - 1a Etapa
Classificado por voltas

IMPORTADA MX ELITE

Campos de Júlio/MT 1,000 Km

Corrida

02/06/2024 17:00

Corrida iniciado em 16:38:37

POS	NUM	PILOTO	CATEGORIA	VOLTAS	DIF LÍDER	MOTO	CIDADE	PATROCINADOR/EQUIPE
1	169	DIEGO HENNING	MX ELITE	14		YAMAHA	DIAMANTINO	ISMAEL CRISPIM-CAFÉ RIO BRILHANTE-PORTAL MOTOS TAN
2	69	ROMÁRIO ROSA	MX ELITE	14	41.093	YAMAHA	JUARA	AUTO ESCOLA TAPURAH
3	17	THIAGO FERNANDO	MX ELITE	14	1:00.202	HONDA	SAPEZAL	ELETROTÉCNICA ARAÚJO-SUPER MOTOS
4	187	JACSON CARDOSO	MX ELITE	14	1:02.531	KAWASAKI	VILHENA	NORTON PREPARAÇÕES
5	15	MATHES VIEIRA	MX ELITE	13	1 Volta	KAWASAKI	JUARA	
6	21	JEAN BACH	MX ELITE	13	1 Volta	YAMAHA	CAMPO NOVO DO PAZ	REAL AUTO POSTO-CASTELINI-MRV AGRÍCOLA-PG IMÓVEIS
7	456	ENZO DOTTO	MX ELITE	13	1 Volta	YAMAHA	JUARA	DOTTO MIX
8	711	JOSÉ LAURENTINO	MX ELITE	13	1 Volta	YAMAHA	SAPEZAL	SAN CALÇADOS
9	440	ICARO CABRAL	MX ELITE	13	1 Volta	YAMAHA	SAPEZAL	HIDROMAQ-NSA MUNCK-CARROCERIAS SAPEZAL
10	171	PETERSON PFEIFER	MX ELITE	13	1 Volta	YAMAHA	LUCAS DO RIO VERDI	PEDRÃO MOTOS E TENDAS
11	299	BRUNO SANTOS	MX ELITE	13	1 Volta	KAWASAKI	SÃO MIGUEL DO GUA	NEWTECH-MULTICAR-HOTEL KAYABI-TERRA AGRÍCOLA
12	52	JUAREZ RIBEIRO	MX ELITE	13	1 Volta	YAMAHA	LUCAS DO RIO VERDI	AMERICA RACING
13	69	MICHEL DELLA LIBERA	MX ELITE	12	2 Voltas	HONDA	PRIMAVERA DE ROND	COPAMA-FRIGOM IL-GUABI-NELORE 38-AUTO ELÉTRICA MIAE
14	41	ALISSON JUNG	MX ELITE	12	2 Voltas	YAMAHA	JUARA	KAE MOTOS
15	88	GABRIEL PARMEGGIAN	MX ELITE	12	2 Voltas	KTM	CAMPOS DE JÚLIO	GRUPO PARMEGGIANI
16	146	EDIO RIBEIRO	MX ELITE	11	3 Voltas	KTM	SÃO MIGUEL DO GUA	SUPERPEÇAS-MADPRO-SETE SISTEMA
17	22	JOSE VAGNER	MX ELITE	11	3 Voltas	HONDA	CAMPO NOVO DO PAZ	TORNEARIA COMPO NOVO
18	137	OTAVIO GIACOMETTI	MX ELITE	10	4 Voltas	YAMAHA	CAMPO NOVO DO PAZ	

Não classificado (50% = 7 Voltas)

215	GUSTAVO BATISTELLO	MX ELITE	5	9 Voltas	KAWASAKI	CAMPOS DE JÚLIO	BÉTEL SERVIÇOS AGRÍCOLA
-----	---------------------------	----------	----------	-----------------	----------	-----------------	-------------------------

Margem da Vitoria
velocidade Media
Tempo Melhor volta
Melhor Veloc.
Melhor Volta por..

41.093

50,624

1:07.457

53,367

169 - DIEGO HENNING

Cronometragem: MARCOS A. MANCINI - Diretor de Prova: JOCEMIR ZAMBONI

Orbits

MOTOCROSS LEMAMT - 1a Etapa

IMPORTADA MX ELITE

Campos de Júlio/MT, 1,000 Km

Corrida

02/06/2024 17:00

Corrida iniciado em 16:38:37

Lap	Lap Tm	Diff	Time of Day
(169) DIEGO HENNING			
1	1:10.027	+2.570	16:40:14.550
2	1:08.787	+1.330	16:41:23.337
3	1:08.345	+0.888	16:42:31.682
4	1:07.457		16:43:39.139
5	1:09.075	+1.618	16:44:48.214
6	1:08.269	+0.812	16:45:56.483
7	1:09.838	+2.381	16:47:06.321
8	1:09.595	+2.138	16:48:15.916
9	1:08.933	+1.476	16:49:24.849
10	1:09.753	+2.296	16:50:34.602
11	1:07.813	+0.356	16:51:42.415
12	1:10.948	+3.491	16:52:53.363
13	1:09.906	+2.449	16:54:03.269
14	1:09.915	+2.458	16:55:13.184

Lap	Lap Tm	Diff	Time of Day
(69) ROMÁRIO ROSA			
1	1:13.130	+2.352	16:40:17.434
2	1:11.040	+0.262	16:41:28.474
3	1:11.388	+0.610	16:42:39.862
4	1:10.778		16:43:50.640
5	1:11.144	+0.366	16:45:01.784
6	1:12.541	+1.763	16:46:14.325
7	1:11.718	+0.940	16:47:26.043
8	1:11.005	+0.227	16:48:37.048
9	1:11.959	+1.181	16:49:49.007
10	1:12.044	+1.266	16:51:01.051
11	1:12.610	+1.832	16:52:13.661
12	1:11.654	+0.876	16:53:25.315
13	1:13.805	+3.027	16:54:39.120
14	1:15.157	+4.379	16:55:54.277

Lap	Lap Tm	Diff	Time of Day
(17) THIAGO FERNANDO			
1	1:12.824	+0.541	16:40:19.037
2	1:12.521	+0.238	16:41:31.558
3	1:12.698	+0.415	16:42:44.256
4	1:13.900	+1.617	16:43:58.156
5	1:12.283		16:45:10.439
6	1:13.366	+1.083	16:46:23.805
7	1:12.909	+0.626	16:47:36.714
8	1:13.650	+1.367	16:48:50.364
9	1:12.527	+0.244	16:50:02.891
10	1:12.548	+0.265	16:51:15.439
11	1:12.807	+0.524	16:52:28.246
12	1:15.463	+3.180	16:53:43.709
13	1:13.867	+1.584	16:54:57.576
14	1:15.810	+3.527	16:56:13.386

Lap	Lap Tm	Diff	Time of Day
(187) JACSON CARDOSO			
1	1:13.386	+0.563	16:40:17.191
2	1:13.896	+1.073	16:41:31.087
3	1:12.866	+0.043	16:42:43.953
4	1:13.111	+0.288	16:43:57.064
5	1:12.841	+0.018	16:45:09.905
6	1:12.863	+0.040	16:46:22.768
7	1:13.358	+0.535	16:47:36.126
8	1:13.569	+0.746	16:48:49.695
9	1:14.115	+1.292	16:50:03.810
10	1:12.823		16:51:16.633
11	1:13.251	+0.428	16:52:29.884
12	1:15.812	+2.989	16:53:45.696
13	1:14.014	+1.191	16:54:59.710
14	1:16.005	+3.182	16:56:15.715

Lap	Lap Tm	Diff	Time of Day
(15) MATHES VIEIRA			

Lap	Lap Tm	Diff	Time of Day
1	1:17.667	+5.605	16:40:29.158
2	1:13.768	+1.706	16:41:42.926
3	1:14.506	+2.444	16:42:57.432
4	1:12.856	+0.794	16:44:10.288
5	1:12.380	+0.318	16:45:22.668
6	1:13.039	+0.977	16:46:35.707
7	1:15.715	+3.653	16:47:51.422
8	1:13.868	+1.806	16:49:05.290
9	1:12.247	+0.185	16:50:17.537
10	1:12.062		16:51:29.599
11	1:13.379	+1.317	16:52:42.978
12	1:16.250	+4.188	16:53:59.228
13	1:15.042	+2.980	16:55:14.270

Lap	Lap Tm	Diff	Time of Day
(21) JEAN BACH			
1	1:15.595	+2.776	16:40:23.485
2	1:14.278	+1.459	16:41:37.763
3	1:13.704	+0.885	16:42:51.467
4	1:14.216	+1.397	16:44:05.683
5	1:14.495	+1.676	16:45:20.178
6	1:14.759	+1.940	16:46:34.937
7	1:16.416	+3.597	16:47:51.353
8	1:15.574	+2.755	16:49:06.927
9	1:12.819		16:50:19.746
10	1:14.386	+1.567	16:51:34.132
11	1:14.678	+1.859	16:52:48.810
12	1:13.192	+0.373	16:54:02.002
13	1:14.271	+1.452	16:55:16.273

Lap	Lap Tm	Diff	Time of Day
(466) ENZO DOTTO			
1	1:25.696	+13.421	16:40:34.338
2	1:15.221	+2.946	16:41:49.559
3	1:12.275		16:43:01.834
4	1:12.326	+0.051	16:44:14.160
5	1:12.469	+0.194	16:45:26.629
6	1:12.615	+0.340	16:46:39.244
7	1:13.348	+1.073	16:47:52.592
8	1:15.592	+3.317	16:49:08.184
9	1:12.653	+0.378	16:50:20.837
10	1:14.712	+2.437	16:51:35.549
11	1:13.898	+1.623	16:52:49.447
12	1:14.123	+1.848	16:54:03.570
13	1:13.724	+1.449	16:55:17.294

Lap	Lap Tm	Diff	Time of Day
(711) JOSÉ LAURENTINO			
1	1:15.366	+1.785	16:40:22.805
2	1:13.581		16:41:36.386
3	1:14.041	+0.460	16:42:50.427
4	1:14.351	+0.770	16:44:04.778
5	1:14.705	+1.124	16:45:19.483
6	1:14.579	+0.998	16:46:34.062
7	1:14.986	+1.405	16:47:49.048
8	1:14.814	+1.233	16:49:03.862
9	1:13.680	+0.099	16:50:17.542
10	1:15.014	+1.433	16:51:32.556
11	1:19.665	+6.084	16:52:52.221
12	1:17.334	+3.753	16:54:09.555
13	1:18.508	+4.927	16:55:28.063

Lap	Lap Tm	Diff	Time of Day
(440) ICARO CABRAL			
1	1:14.579	+0.571	16:40:21.492
2	1:14.008		16:41:35.500
3	1:14.313	+0.305	16:42:49.813
4	1:14.279	+0.271	16:44:04.092
5	1:14.802	+0.794	16:45:18.894
6	1:15.106	+1.098	16:46:34.000

Lap	Lap Tm	Diff	Time of Day
7	1:18.032	+4.024	16:47:52.032
8	1:19.783	+5.775	16:49:11.815
9	1:16.877	+2.869	16:50:28.692
10	1:17.428	+3.420	16:51:46.120
11	1:16.853	+2.845	16:53:02.973
12	1:18.561	+4.553	16:54:21.534
13	1:22.273	+8.265	16:55:43.807

Lap	Lap Tm	Diff	Time of Day
(171) PETERSON PFEIFER			
1	1:17.265	+1.310	16:40:26.620
2	1:15.955		16:41:42.575
3	1:17.603	+1.648	16:43:00.178
4	1:18.707	+2.752	16:44:18.885
5	1:18.477	+2.522	16:45:37.362
6	1:17.010	+1.055	16:46:54.372
7	1:17.243	+1.288	16:48:11.615
8	1:18.915	+2.960	16:49:30.530
9	1:19.831	+3.876	16:50:50.361
10	1:19.306	+3.351	16:52:09.667
11	1:19.416	+3.461	16:53:29.083
12	1:20.235	+4.280	16:54:49.318
13	1:23.070	+7.115	16:56:12.388

Lap	Lap Tm	Diff	Time of Day
(299) BRUNO SANTOS			
1	1:21.331	+3.954	16:40:32.398
2	1:19.136	+1.759	16:41:51.534
3	1:18.815	+1.438	16:43:10.349
4	1:17.377		16:44:27.726
5	1:18.649	+1.272	16:45:46.375
6	1:18.685	+1.308	16:47:05.060
7	1:19.772	+2.395	16:48:24.832
8	1:17.908	+0.531	16:49:42.740
9	1:20.060	+2.683	16:51:02.800
10	1:17.537	+0.160	16:52:20.337
11	1:18.543	+1.166	16:53:38.880
12	1:17.793	+0.416	16:54:56.673
13	1:17.771	+0.394	16:56:14.444

Lap	Lap Tm	Diff	Time of Day
(52) JUAREZ RIBEIRO			
1	1:19.659	+1.373	16:40:28.641
2	1:18.286		16:41:46.927
3	1:19.132	+0.846	16:43:06.059
4	1:21.428	+3.142	16:44:27.487
5	1:19.970	+1.684	16:45:47.457
6	1:19.423	+1.137	16:47:06.880
7	1:19.879	+1.593	16:48:26.759
8	1:19.780	+1.494	16:49:46.539
9	1:20.354	+2.068	16:51:06.893
10	1:19.640	+1.354	16:52:26.533
11	1:22.942	+4.656	16:53:49.475
12	1:22.184	+3.898	16:55:11.659
13	1:21.635	+3.349	16:56:33.294

Lap	Lap Tm	Diff	Time of Day
(69) MICHEL DELLA LIBERA			
1	1:20.664	+2.373	16:40:32.770
2	1:19.216	+0.925	16:41:51.986
3	1:18.776	+0.485	16:43:10.762
4	1:19.606	+1.315	16:44:30.368
5	1:18.291		16:45:48.659
6	1:21.325	+3.034	16:47:09.984
7	1:19.252	+0.961	16:48:29.236
8	1:19.480	+1.189	16:49:48.716
9	1:20.862	+2.571	16:51:09.578
10	1:21.757	+3.466	16:52:31.335
11	1:21.823	+3.532	16:53:53.158
12	1:21.782	+3.491	16:55:14.940



Prefeitura
Campos de Júlio



Semeando
desenvolvimento

1ª ETAPA
01 E 2 DE JUNHO
CAMPOS DE JÚLIO

MOTOCROSS LEMAMT - 1a Etapa

Classificado pela melhor volta

NACIONAL INTERMEDIÁRIA

Campos de Júlio/MT 1,000 Km

Treino Cronometrado

02/06/2024 11:20

Qualificação iniciado em 10:47:09

POS	NUM	PILOTO	CATEGORIA	M. TEMPO	DIF LÍDER	MOTO	CIDADE	PATROCINADOR/EQUIPE
1	6	UALISON MACHADO	NAC INTER	1:14.999		HONDA	SÃO MIGUEL DO	FOTIE SIM HOTEL-ELITE CLOSET BOD-ELITE
2	77	ITAMAR FERNANDES	NAC INTER	1:15.290	0.291	HONDA	CACOAL	ITF MULTIMARCAS
3	17	LUIS AZEVEDO	NAC INTER	1:17.329	2.330	HONDA	CACOAL	STA ENGENHARIA-INSTALADORA SÃO LUIZ-MA
4	65	ERIKE TORTOLA	NAC INTER	1:17.347	2.348	HONDA	CAMPO NOVO DO	
5	260	DECHARLLES DEPARIS	NAC INTER	1:17.456	2.457	HONDA	LUCAS DO RIO VI	PINGUIM MOTOS-IDEAL CALHAS
6	31	NIEDSON DA SILVA	NAC INTER	1:18.611	3.612	HONDA	DIAMANTINO	
7	84	JOÃO FRANCISCO	NAC INTER	1:20.095	5.096	HONDA	CACOAL	CAPIXABA IRRIGAÇÕES
8	357	AYRTON PENHA	NAC INTER	1:23.621	8.622	HONDA	TAPURAH	AYCAR CENTRO AUTOMOTIVO-POSTO TIBIRIS
9	77	JOÃO TOMAZ	NAC INTER	1:31.223	16.224	HONDA	CAMPO NOVO DO	
10	8	JOELSON ANDRADE	NAC INTER	1:41.047	26.048	HONDA	SORRISO	MOTO IDEAL

Cronometragem: MARCOS A. MANCINI - Diretor de Prova: JOCEMIR ZAMBONI

Orbits





Prefeitura
Campos de Júlio



Semeando
desenvolvimento

1ª ETAPA
01 E 2 DE JUNHO
CAMPOS DE JÚLIO

MOTOCROSS LEMAMT - 1a Etapa

NACIONAL INTERMEDIÁRIA

Campos de Júlio/MT 1,000 Km

Treino Cronometrado

02/06/2024 11:20

Qualificação iniciado em 10:47:09

Lap	Lap Tm	Diff	Time of Day
(6) UALISON MACHADO			
1	1:18.685	+3.686	10:49:42.138
2	1:17.147	+2.148	10:50:59.285
3	1:17.554	+2.555	10:52:16.839
4	1:15.759	+0.760	10:53:32.598
5	1:56.098	+41.099	10:55:28.696
6	1:14.999		10:56:43.695
7	1:15.744	+0.745	10:57:59.439

Lap	Lap Tm	Diff	Time of Day
(77) ITAMAR FERNANDES			
1	1:17.416	+2.126	10:49:57.881
2	1:33.001	+17.711	10:51:30.882
3	1:15.598	+0.308	10:52:46.480
4	2:08.314	+53.024	10:54:54.794
5	1:15.290		10:56:10.084

Lap	Lap Tm	Diff	Time of Day
(17) LUIS AZEVEDO			
1	1:19.708	+2.379	10:50:15.500
2	1:18.171	+0.842	10:51:33.671
3	1:19.968	+2.639	10:52:53.639
4	1:17.329		10:54:10.968
5	1:18.795	+1.466	10:55:29.763
6	1:18.361	+1.032	10:56:48.124
7	1:39.011	+21.682	10:58:27.135

Lap	Lap Tm	Diff	Time of Day
(65) ERIKE TORTOLA			
1	1:19.949	+2.602	10:50:19.650
2	1:21.257	+3.910	10:51:40.907
3	1:18.782	+1.435	10:52:59.689
4	3:03.942	+1:46.595	10:56:03.631
5	1:17.347		10:57:20.978

Lap	Lap Tm	Diff	Time of Day
(260) DECHARLLES DEPARIS			
1	1:18.604	+1.148	10:49:41.337
2	1:17.456		10:50:58.793
3	1:17.590	+0.134	10:52:16.383
4	1:19.416	+1.960	10:53:35.799
5	4:08.351	+2:50.895	10:57:44.150

Lap	Lap Tm	Diff	Time of Day
(31) NIEDSON DA SILVA			
1	1:20.660	+2.049	10:49:56.720
2	1:19.311	+0.700	10:51:16.031
3	1:19.233	+0.622	10:52:35.264
4	2:00.016	+41.405	10:54:35.280
5	1:18.611		10:55:53.891
6	1:20.274	+1.663	10:57:14.165

Lap	Lap Tm	Diff	Time of Day
(84) JOÃO FRANCISCO			
1	1:23.790	+3.695	10:49:58.572
2	1:34.274	+14.179	10:51:32.846
3	1:20.095		10:52:52.941
4	2:53.170	+1:33.075	10:55:46.111

Lap	Lap Tm	Diff	Time of Day
(357) AYRTON PENHA			
1	1:24.121	+0.500	10:49:45.518
2	1:23.621		10:51:09.139
3	1:23.827	+0.206	10:52:32.966
4	1:25.173	+1.552	10:53:58.139
5	1:24.427	+0.806	10:55:22.566
6	1:35.094	+11.473	10:56:57.660


Lap	Lap Tm	Diff	Time of Day
(77) JOÃO TOMAZ			
1	1:33.523	+2.300	10:50:25.429
2	1:34.418	+3.195	10:51:59.847
3	1:31.223		10:53:31.070

Lap	Lap Tm	Diff	Time of Day
4	1:32.721	+1.498	10:55:03.791
5	2:49.209	+1:17.986	10:57:53.000
(8) JOELSON ANDRADE			
1	1:44.262	+3.215	10:50:41.357
2	1:42.676	+1.629	10:52:24.033
3	1:41.047		10:54:05.080
4	1:42.262	+1.215	10:55:47.342
5	1:42.341	+1.294	10:57:29.683

Lap	Lap Tm	Diff	Time of Day
-----	--------	------	-------------

Cronometragem: MARCOS A. MANCINI - Diretor de Prova: JOCEMIR ZAMBONI

Orbits





Prefeitura
Campos de Júlio



Semeando
desenvolvimento

1ª ETAPA
01 E 2 DE JUNHO
CAMPOS DE JÚLIO

MOTOCROSS LEMAMT - 1a Etapa

Classificado por voltas

NACIONAL INTERMEDIÁRIA

Campos de Júlio/MT 1,000 Km

Corrida

02/06/2024 16:30

Corrida iniciado em 16:04:28

POS	NUM	PILOTO	CATEGORIA	VOLTAS	DIF LÍDER	MOTO	CIDADE	PATROCINADOR/EQUIPE
1	6	UALISON MACHADO	NAC INTER	11		HONDA	SÃO MIGUEL DO GUA	HOJE SIM HOTEL-OLIVELO SET NOO-ELBINO PREPARAÇ
2	77	ITAMAR FERNANDES	NAC INTER	11	9.477	HONDA	CACOAL	ITF MULTIMARCAS
3	17	LUIS AZEVEDO	NAC INTER	11	16.671	HONDA	CACOAL	STA ENGENHARIA-INSTALADORA SÃO LUIZ-MASTER MOTOS
4	65	ERIKE TORTOLA	NAC INTER	11	33.426	HONDA	CAMPO NOVO DO PAF	
5	260	DECHARLLES DEPARIS	NAC INTER	11	40.004	HONDA	LUCAS DO RIO VERDI	PINGUIM MOTOS-IDEAL CALHAS
6	357	AYRTON PENHA	NAC INTER	11	1:11.869	HONDA	TAPURAH	AYCAR CENTRO AUTOMOTIVO-POSTO TIBIRISSA-AUTO MOT
7	8	JOELSON ANDRADE	NAC INTER	9	2 Voltas	HONDA	SORRISO	MOTO IDEAL
8	31	NIEDSON DA SILVA	NAC INTER	5	6 Voltas	HONDA	DIAMANTINO	

Não classificado (50% = 5 Voltas)

77 JOÃO TOMAZ NAC INTER 4 7 Voltas HONDA CAMPO NOVO DO PAF

Margem da Vitoria

velocidade Media

Tempo Melhor volta

Melhor Veloc.

Melhor Volta por..

9.477

44,552


1:16.366

47,141

6 - UALISON MACHADO

Cronometragem: MARCOS A. MANCINI - Diretor de Prova: JOCEMIR ZAMBONI

Orbits





Prefeitura
Campos de Júlio



Semeando
desenvolvimento

1ª ETAPA
01 E 2 DE JUNHO
CAMPOS DE JÚLIO

MOTOCROSS LEMAMT - 1a Etapa

NACIONAL INTERMEDIÁRIA

Campos de Júlio/MT, 1,000 Km

Corrida

02/06/2024 16:30

Corrida iniciado em 16:04:28

Lap	Lap Tm	Diff	Time of Day
(6) UALISON MACHADO			
1	1:17.058	+0.692	16:06:14.910
2	1:17.472	+1.106	16:07:32.382
3	1:17.418	+1.052	16:08:49.800
4	1:16.366		16:10:06.166
5	1:16.408	+0.042	16:11:22.574
6	1:16.680	+0.314	16:12:39.254
7	1:18.760	+2.394	16:13:58.014
8	1:18.028	+1.662	16:15:16.042
9	1:19.602	+3.236	16:16:35.644
10	1:18.962	+2.596	16:17:54.606
11	1:23.165	+6.799	16:19:17.771

Lap	Lap Tm	Diff	Time of Day
(7) ITAMAR FERNANDES			
1	1:17.399	+0.820	16:06:16.794
2	1:17.141	+0.562	16:07:33.935
3	1:16.842	+0.263	16:08:50.777
4	1:16.579		16:10:07.356
5	1:17.188	+0.609	16:11:24.544
6	1:17.826	+1.247	16:12:42.370
7	1:18.793	+2.214	16:14:01.163
8	1:19.165	+2.586	16:15:20.328
9	1:19.348	+2.769	16:16:39.676
10	1:23.200	+6.621	16:18:02.876
11	1:24.372	+7.793	16:19:27.248

Lap	Lap Tm	Diff	Time of Day
(17) LUIS AZEVEDO			
1	1:19.747	+1.892	16:06:20.261
2	1:19.341	+1.486	16:07:39.602
3	1:19.305	+1.450	16:08:58.907
4	1:18.968	+1.113	16:10:17.875
5	1:18.726	+0.871	16:11:36.601
6	1:20.515	+2.660	16:12:57.116
7	1:19.359	+1.504	16:14:16.475
8	1:21.607	+3.752	16:15:38.082
9	1:18.973	+1.118	16:16:57.055
10	1:19.532	+1.677	16:18:16.587
11	1:17.855		16:19:34.442

Lap	Lap Tm	Diff	Time of Day
(65) ERIKE TORTOLA			
1	1:22.564	+3.927	16:06:23.784
2	1:19.087	+0.450	16:07:42.871
3	1:18.853	+0.216	16:09:01.724
4	1:19.193	+0.556	16:10:20.917
5	1:29.723	+11.086	16:11:50.640
6	1:20.942	+2.305	16:13:11.582
7	1:20.559	+1.922	16:14:32.141
8	1:18.637		16:15:50.778
9	1:19.991	+1.354	16:17:10.769
10	1:19.420	+0.783	16:18:30.189
11	1:21.008	+2.371	16:19:51.197

Lap	Lap Tm	Diff	Time of Day
(260) DECHARLLES DEPARIS			
1	1:21.288	+3.115	16:06:23.309
2	1:18.173		16:07:41.482
3	1:19.453	+1.280	16:09:00.935
4	1:18.791	+0.618	16:10:19.726
5	1:24.733	+6.560	16:11:44.459
6	1:21.483	+3.310	16:13:05.942
7	1:21.228	+3.055	16:14:27.170
8	1:21.704	+3.531	16:15:48.874
9	1:23.082	+4.909	16:17:11.956
10	1:22.151	+3.978	16:18:34.107
11	1:23.668	+5.495	16:19:57.775

Lap	Lap Tm	Diff	Time of Day
(357) AYRTON PENHA			
1	1:23.785	+2.283	16:06:25.304
2	1:23.973	+2.471	16:07:49.277
3	1:21.502		16:09:10.779
4	1:35.336	+13.834	16:10:46.115
5	1:22.437	+0.935	16:12:08.552
6	1:25.348	+3.846	16:13:33.900
7	1:24.103	+2.601	16:14:58.003
8	1:23.999	+2.497	16:16:22.002
9	1:22.335	+0.833	16:17:44.337
10	1:23.106	+1.604	16:19:07.443
11	1:22.197	+0.695	16:20:29.640

Lap	Lap Tm	Diff	Time of Day
(8) JOELSON ANDRADE			
1	1:32.165		16:06:39.330
2	1:33.518	+1.353	16:08:12.848
3	1:48.161	+15.996	16:10:01.009
4	1:47.300	+15.135	16:11:48.309
5	1:45.668	+13.503	16:13:33.977
6	1:43.738	+11.573	16:15:17.715
7	1:47.639	+15.474	16:17:05.354
8	1:45.547	+13.382	16:18:50.901
9	1:38.026	+5.861	16:20:28.927

Lap	Lap Tm	Diff	Time of Day
(31) NIEDSON DA SILVA			
1	1:18.459		16:06:18.300
2	1:19.223	+0.764	16:07:37.523
3	1:19.677	+1.218	16:08:57.200
4	1:19.362	+0.903	16:10:16.562
5	1:19.046	+0.587	16:11:35.608

Lap	Lap Tm	Diff	Time of Day
(77) JOÃO TOMAZ			
1	1:30.969	+2.509	16:06:36.003
2	1:28.460		16:08:04.463
3	1:30.133	+1.673	16:09:34.596
4	1:30.443	+1.983	16:11:05.039

Cronometragem: MARCOS A. MANCINI - Diretor de Prova: JOCEMIR ZAMBONI

Orbits





Prefeitura
Campos de Júlio



Semeando
desenvolvimento

1ª ETAPA
01 E 2 DE JUNHO
CAMPOS DE JÚLIO

MOTOCROSS LEMAMT - 1a Etapa

Classificado pela melhor volta

NACIONAL FORÇA LIVRE / OPEN

Campos de Júlio/MT 1,000 Km

Treino Cronometrado

02/06/2024 08:00

Qualificação iniciado em 8:59:25

POS	NUM	PILOTO	CATEGORIA	M. TEMPO	DIF LÍDER	MOTO	CIDADE	PATROCINADOR/EQUIPE
1	77	DIEGO HENNING	NAC FL	1:13.028		HONDA	SÃO MIGUEL DO	ISRAEL CRISTIAN-CAFÉ RIO BRILHANTE-PORTA
2	69	ROMÁRIO ROSA	NAC FL/OPEN	1:13.848	0.820	HONDA	JUARA	AUTO ESCOLA TAPURAH
3	17	THIAGO FERNANDO	NAC FL/OPEN	1:14.600	1.572	HONDA	SAPEZAL	ELETROTÉCNICA ARAÚJO-SUPER MOTOS
4	456	ENZO DOTTO	NAC FL	1:17.154	4.126	HONDA	CACOAL	DOTTO MIX
5	6	UALISON MACHADO	NAC FL	1:18.670	5.642	HONDA	SÃO MIGUEL DO	RUJE SIM HOTEL-ELITE CLOSET RAO-ELITE
6	260	DECHARLLES DEPARIS	NAC FL/OPEN	1:23.875	10.847	HONDA	LUCAS DO RIO VI	IDEAL CALHAS-PINGUIM MOTOS
7	17	LUIS AZEVEDO	NAC FL	1:24.610	11.582	HONDA	CACOAL	STA ENGENHARIA-INSTALADORA SÃO LUIZ-MA
8	21	JEAN BACH	NAC OPEN	1:25.858	12.830	HONDA	CAMPO NOVO DO	PG IMOVEIS
9	84	JOÃO FRANCISCO	NAC OPEN	1:27.530	14.502	HONDA	CACOAL	CAPIXABA IRRIGAÇÕES
10	357	AYRTON PENHA	NAC FL	1:28.802	15.774	HONDA	TAPURAH	AYCAR CENTRO AUTOMOTIVO-POSTO TIBIRIS
11	65	ERIKE TORTOLA	NAC OPEN	1:31.177	18.149	HONDA	CAMPO NOVO DO	
12	21	VITOR FERREIRA	NAC OPEN	1:31.263	18.235	HONDA	SÃO MIGUEL DO	
13	31	DONER DAL CASTEL	NAC FL/OPEN	1:58.111	45.083	HONDA	ARAPUTANGA	FAZENDA SÃO MIGUEL-BARRACA SHOW

Cronometragem: MARCOS A. MANCINI - Diretor de Prova: JOCEMIR ZAMBONI

Orbits





Prefeitura
Campos de Júlio



Semeando
desenvolvimento

1ª ETAPA
01 E 2 DE JUNHO
CAMPOS DE JÚLIO

MOTOCROSS LEMAMT - 1a Etapa

NACIONAL FORÇA LIVRE / OPEN

Campos de Júlio/MT 1,000 Km


Treino Cronometrado

02/06/2024 08:00

Qualificação iniciado em 8:59:25

Lap	Lap Tm	Diff	Time of Day
(77) DIEGO HENNING			
1	1:15.306	+2.278	9:02:03.466
2	1:29.158	+16.130	9:03:32.624
3	1:14.478	+1.450	9:04:47.102
4	2:23.212	+1:10.184	9:07:10.314
5	1:13.722	+0.694	9:08:24.036
6	1:13.028		9:09:37.064
7	2:05.255	+52.227	9:11:42.319
(69) ROMÁRIO ROSA			
1	1:20.914	+7.066	9:02:05.141
2	1:16.498	+2.650	9:03:21.639
3	1:14.518	+0.670	9:04:36.157
4	1:13.886	+0.038	9:05:50.043
5	1:13.848		9:07:03.891
(17) THIAGO FERNANDO			
1	1:17.127	+2.527	9:05:34.226
2	2:28.196	+1:13.596	9:08:02.422
3	1:15.361	+0.761	9:09:17.783
4	1:14.600		9:10:32.383
(456) ENZO DOTTO			
1	1:25.181	+8.027	9:02:22.218
2	3:10.692	+1:53.538	9:05:32.910
3	1:17.154		9:06:50.064
4	1:17.405	+0.251	9:08:07.469
(6) UALISON MACHADO			
1	1:29.062	+10.392	9:02:37.146
2	1:40.419	+21.749	9:04:17.565
3	3:04.351	+1:45.681	9:07:21.916
4	1:20.035	+1.365	9:08:41.951
5	1:20.031	+1.361	9:10:01.982
6	1:18.670		9:11:20.652
(260) DECHARLLES DEPARIS			
1	1:27.246	+3.371	9:02:28.658
2	1:26.709	+2.834	9:03:55.367
3	1:24.468	+0.593	9:05:19.835
4	1:23.875		9:06:43.710
(17) LUIS AZEVEDO			
1	3:43.337	+2:18.727	9:04:57.294
2	1:24.743	+0.133	9:06:22.037
3	1:26.460	+1.850	9:07:48.497
4	1:24.610		9:09:13.107
5	1:39.330	+14.720	9:10:52.437
(21) JEAN BACH			
1	1:35.437	+9.579	9:03:01.739
2	1:37.568	+11.710	9:04:39.307
3	1:30.209	+4.351	9:06:09.516
4	1:27.955	+2.097	9:07:37.471
5	1:27.089	+1.231	9:09:04.560
6	1:25.858		9:10:30.418
(84) JOÃO FRANCISCO			
1	1:40.003	+12.473	9:03:00.217
2	1:33.401	+5.871	9:04:33.618
3	1:27.717	+0.187	9:06:01.335
4	2:26.366	+58.836	9:08:27.701
5	1:27.530		9:09:55.231
(357) AYRTON PENHA			

Lap	Lap Tm	Diff	Time of Day
1	1:43.269	+14.467	9:03:11.225
2	1:31.475	+2.673	9:04:42.700
3	1:30.485	+1.683	9:06:13.185
4	1:30.823	+2.021	9:07:44.008
5	1:31.779	+2.977	9:09:15.787
6	1:28.802		9:10:44.589
(65) ERIKE TORTOLA			
1	1:46.031	+14.854	9:03:09.561
2	1:33.915	+2.738	9:04:43.476
3	1:31.177		9:06:14.653
4	1:33.023	+1.846	9:07:47.676
5	1:39.455	+8.278	9:09:27.131
6	1:59.973	+28.796	9:11:27.104
(21) VITOR FERREIRA			
1	1:41.037	+9.774	9:03:39.860
2	1:38.260	+6.997	9:05:18.120
3	1:36.363	+5.100	9:06:54.483
4	1:36.926	+5.663	9:08:31.409
5	1:31.263		9:10:02.672
6	1:34.426	+3.163	9:11:37.098
(31) DONER DAL CASTEL			
1	2:30.538	+32.427	9:04:01.460
2	1:59.224	+1.113	9:06:00.684
3	1:58.111		9:07:58.795



Cronometragem: MARCOS A. MANCINI - Diretor de Prova: JOCEMIR ZAMBONI

Orbits





Prefeitura
Campos de Júlio



Semeando
desenvolvimento

1ª ETAPA
01 E 2 DE JUNHO
CAMPOS DE JÚLIO

MOTOCROSS LEMAMT - 1a Etapa

Classificado por voltas

NACIONAL FORÇA LIVRE / OPEN

Campos de Júlio/MT 1,000 Km

Corrida

02/06/2024 12:30

Corrida iniciado em 12:07:50

POS	NUM	PILOTO	CATEGORIA	VOLTAS	DIF LÍDER	MOTO	CIDADE	PATROCINADOR/EQUIPE
1	77	DIEGO HENNING	NAC FL	12		HONDA	SÃO MIGUEL DO GUA	ISRAEL CRISPIN-CAFÉ RIO BRILHANTE-PORTAL MOTOS TAN
2	17	THIAGO FERNANDO	NAC FL/OPEN	12	21.615	HONDA	SAPEZAL	ELETROTÉCNICA ARAÚJO-SUPER MOTOS
3	456	ENZO DOTTO	NAC FL	12	25.741	HONDA	CACOAL	DOTTO MIX
4	69	ROMÁRIO ROSA	NAC FL/OPEN	12	32.983	HONDA	JUARA	AUTO ESCOLA TAPURAH
5	6	UALISON MACHADO	NAC FL	11	1 Volta	HONDA	SÃO MIGUEL DO GUA	RUI JESUS HOTEL-DELUXE CLOSET MOD-ELBJARD PREPARAÇ
6	21	JEAN BACH	NAC OPEN	11	1 Volta	HONDA	CAMPO NOVO DO PAF	PG IMOVEIS
7	65	ERIKE TORTOLA	NAC OPEN	11	1 Volta	HONDA	CAMPO NOVO DO PAF	
8	84	JOÃO FRANCISCO	NAC OPEN	11	1 Volta	HONDA	CACOAL	CAPIXABA IRRIGAÇÕES
9	357	AYRTON PENHA	NAC FL	11	1 Volta	HONDA	TAPURAH	AYCAR CENTRO AUTOMOTIVO-POSTO TIBIRISSA-AUTO MOT
10	260	DECHARLLES DEPARIS	NAC FL/OPEN	10	2 Voltas	HONDA	LUCAS DO RIO VERDI	IDEAL CALHAS-PINGUIM MOTOS
11	31	DONER DAL CASTEL	NAC FL/OPEN	10	2 Voltas	HONDA	ARAPUTANGA	FAZENDA SÃO MIGUEL-BARRACA SHOW
12	21	VITOR FERREIRA	NAC OPEN	10	2 Voltas	HONDA	SÃO MIGUEL DO GUA	

Margem da Vitoria

velocidade Media

Tempo Melhor volta

Melhor Veloc.

Melhor Volta por..

21.615

49,307

1:09.330

51,926

77 - DIEGO HENNING

Cronometragem: MARCOS A. MANCINI - Diretor de Prova: JOCEMIR ZAMBONI

Orbits



MOTOCROSS LEMAMT - 1a Etapa

NACIONAL FORÇA LIVRE / OPEN

Campos de Júlio/MT, 1,000 Km

Corrida

02/06/2024 12:30

Corrida iniciado em 12:07:50

Lap	Lap Tm	Diff	Time of Day
(77) DIEGO HENNING			
1	1:11.021	+1.691	12:09:28.578
2	1:09.662	+0.332	12:10:38.240
3	1:09.330		12:11:47.570
4	1:09.653	+0.323	12:12:57.223
5	1:09.759	+0.429	12:14:06.982
6	1:10.930	+1.600	12:15:17.912
7	1:11.792	+2.462	12:16:29.704
8	1:10.555	+1.225	12:17:40.259
9	1:12.075	+2.745	12:18:52.334
10	1:11.240	+1.910	12:20:03.574
11	1:10.705	+1.375	12:21:14.279
12	1:12.642	+3.312	12:22:26.921

Lap	Lap Tm	Diff	Time of Day
(17) THIAGO FERNANDO			
1	1:12.953	+1.882	12:09:29.840
2	1:11.516	+0.445	12:10:41.356
3	1:11.584	+0.513	12:11:52.940
4	1:11.071		12:13:04.011
5	1:11.951	+0.880	12:14:15.962
6	1:11.998	+0.927	12:15:27.960
7	1:12.623	+1.552	12:16:40.583
8	1:14.022	+2.951	12:17:54.605
9	1:12.961	+1.890	12:19:07.566
10	1:13.123	+2.052	12:20:20.689
11	1:13.618	+2.547	12:21:34.307
12	1:14.229	+3.158	12:22:48.536

Lap	Lap Tm	Diff	Time of Day
(456) ENZO DOTTO			
1	1:13.586	+1.697	12:09:33.505
2	1:12.598	+0.709	12:10:46.103
3	1:12.212	+0.323	12:11:58.315
4	1:12.213	+0.324	12:13:10.528
5	1:12.055	+0.166	12:14:22.583
6	1:12.820	+0.931	12:15:35.403
7	1:12.181	+0.292	12:16:47.584
8	1:12.937	+1.048	12:18:00.521
9	1:12.096	+0.207	12:19:12.617
10	1:11.889		12:20:24.506
11	1:13.197	+1.308	12:21:37.703
12	1:14.959	+3.070	12:22:52.662

Lap	Lap Tm	Diff	Time of Day
(69) ROMÁRIO ROSA			
1	1:11.735	+0.850	12:09:30.427
2	1:11.901	+1.016	12:10:42.328
3	1:11.473	+0.588	12:11:53.801
4	1:10.885		12:13:04.686
5	1:11.862	+0.977	12:14:16.548
6	1:11.835	+0.950	12:15:28.383
7	1:12.552	+1.667	12:16:40.935
8	1:13.993	+3.108	12:17:54.928
9	1:12.886	+2.001	12:19:07.814
10	1:13.578	+2.693	12:20:21.392
11	1:20.308	+9.423	12:21:41.700
12	1:18.204	+7.319	12:22:59.904

Lap	Lap Tm	Diff	Time of Day
(6) UALISON MACHADO			
1	1:18.389	+2.958	12:09:52.137
2	1:18.564	+3.133	12:11:10.701
3	1:16.691	+1.260	12:12:27.392
4	1:15.431		12:13:42.823
5	1:15.549	+0.118	12:14:58.372
6	1:16.667	+1.236	12:16:15.039
7	1:17.062	+1.631	12:17:32.101
8	1:19.280	+3.849	12:18:51.381

Lap	Lap Tm	Diff	Time of Day
9	1:19.061	+3.630	12:20:10.442
10	1:20.048	+4.617	12:21:30.490
11	1:20.209	+4.778	12:22:50.699

Lap	Lap Tm	Diff	Time of Day
(21) JEAN BACH			
1	1:18.301	+1.446	12:09:51.416
2	1:19.003	+2.148	12:11:10.419
3	1:18.256	+1.401	12:12:28.675
4	1:18.501	+1.646	12:13:47.176
5	1:17.026	+0.171	12:15:04.202
6	1:18.209	+1.354	12:16:22.411
7	1:16.855		12:17:39.266
8	1:17.955	+1.100	12:18:57.221
9	1:18.063	+1.208	12:20:15.284
10	1:20.461	+3.606	12:21:35.745
11	1:19.705	+2.850	12:22:55.450

Lap	Lap Tm	Diff	Time of Day
(65) ERIKE TORTOLA			
1	1:18.697	+0.184	12:09:42.647
2	1:19.231	+0.718	12:11:01.878
3	1:18.708	+0.195	12:12:20.586
4	1:19.306	+0.793	12:13:39.892
5	1:20.337	+1.824	12:15:00.229
6	1:18.791	+0.278	12:16:19.020
7	1:19.302	+0.789	12:17:38.322
8	1:18.513		12:18:56.835
9	1:18.965	+0.452	12:20:15.800
10	1:22.829	+4.316	12:21:38.629
11	1:22.624	+4.111	12:23:01.253

Lap	Lap Tm	Diff	Time of Day
(84) JOÃO FRANCISCO			
1	1:21.833	+1.016	12:09:44.389
2	1:21.293	+0.476	12:11:05.682
3	1:20.817		12:12:26.499
4	1:23.140	+2.323	12:13:49.639
5	1:24.949	+4.132	12:15:14.588
6	1:23.062	+2.245	12:16:37.650
7	1:24.061	+3.244	12:18:01.711
8	1:23.588	+2.771	12:19:25.299
9	1:23.013	+2.196	12:20:48.312
10	1:22.403	+1.586	12:22:10.715
11	1:22.960	+2.143	12:23:33.675

Lap	Lap Tm	Diff	Time of Day
(357) AYRTON PENHA			
1	1:21.660	+0.306	12:09:45.432
2	1:21.354		12:11:06.786
3	1:23.700	+2.346	12:12:30.486
4	1:22.615	+1.261	12:13:53.101
5	1:22.716	+1.362	12:15:15.817
6	1:23.765	+2.411	12:16:39.582
7	1:24.047	+2.693	12:18:03.629
8	1:22.574	+1.220	12:19:26.203
9	1:24.297	+2.943	12:20:50.500
10	1:22.765	+1.411	12:22:13.265
11	1:23.335	+1.981	12:23:36.600

Lap	Lap Tm	Diff	Time of Day
(260) DECHARLLES DEPARIS			
1	1:21.064	+1.492	12:09:46.137
2	1:21.741	+2.169	12:11:07.878
3	1:19.572		12:12:27.450
4	1:23.740	+4.168	12:13:51.190
5	1:34.599	+15.027	12:15:25.789
6	1:25.107	+5.535	12:16:50.896
7	1:21.930	+2.358	12:18:12.826
8	1:22.796	+3.224	12:19:35.622
9	1:24.691	+5.119	12:21:00.313

Lap	Lap Tm	Diff	Time of Day
10	1:33.891	+14.319	12:22:34.204

Lap	Lap Tm	Diff	Time of Day
(31) DONER DAL CASTEL			
1	1:21.912		12:09:50.298
2	1:23.144	+1.232	12:11:13.442
3	1:23.195	+1.283	12:12:36.637
4	1:24.363	+2.451	12:14:01.000
5	1:30.278	+8.366	12:15:31.278
6	1:27.404	+5.492	12:16:58.682
7	1:25.114	+3.202	12:18:23.796
8	1:23.399	+1.487	12:19:47.195
9	1:28.839	+6.927	12:21:16.034
10	1:26.053	+4.141	12:22:42.087

Lap	Lap Tm	Diff	Time of Day
(21) VITOR FERREIRA			
1	1:40.631	+15.655	12:10:14.376
2	1:26.781	+1.805	12:11:41.157
3	1:31.329	+6.353	12:13:12.486
4	1:29.252	+4.276	12:14:41.738
5	1:29.149	+4.173	12:16:10.887
6	1:26.243	+1.267	12:17:37.130
7	1:37.930	+12.954	12:19:15.060
8	1:28.509	+3.533	12:20:43.569
9	1:27.082	+2.106	12:22:10.651
10	1:24.976		12:23:35.627



Prefeitura
Campos de Júlio



Semeando
desenvolvimento

1ª ETAPA
01 E 2 DE JUNHO
CAMPOS DE JÚLIO

MOTOCROSS LEMAMT - 1a Etapa

Classificado pela melhor volta

IMPORTADA MX4

Campos de Júlio/MT 1,000 Km

Treino Cronometrado

02/06/2024 09:40

Qualificação iniciado em 9:29:15

POS	NUM	PILOTO	CATEGORIA	M. TEMPO	DIF LÍDER	MOTO	CIDADE	PATROCINADOR/EQUIPE
1	171	PETERSON PFEIFER	IMP MX4	1:16.475		YAMAHA	SORRISO	PEDRÃO MOTOS E TENDAS
2	9	BALA CANDIOTTO	IMP MX4	1:16.722	0.247	YAMAHA	VILHENA	LDG
3	770	WAGNER DELARICA	IMP MX4	1:17.868	1.393	YAMAHA	JUARA	PORTO DE AREIA DELARICA
4	52	JUAREZ RIBEIRO	IMP MX4	1:20.136	3.661	YAMAHA	LUCAS DO RIO VE	AMERICA RACING
5	77	ITAMAR FERNANDES	IMP MX4	1:20.429	3.954	KTM	CACOAL	ITF MULTIMARCAS
6	243	ALEXANDRE SOUZA	IMP MX4	1:22.419	5.944	YAMAHA	COMODORO	TEND TUDO ALEXANDRE
7	17	POLIDO SEVEN	IMP MX4	1:22.880	6.405	KAWASAKI	JUARA	GUSTAVO BATISTELO-BRANORTE TRATORES
8	22	JOSE VAGNER	IMP MX4	1:23.156	6.681	HONDA	CAMPO NOVO DO	TORNEARIA CAMPO NOVO
9	146	EDIO RIBEIRO	IMP MX4	1:23.537	7.062	KTM	SÃO JOSÉ DO RIC	SUPERPEÇAS-MADPRO-SETE SISTEMA
10	410	ROBERTO ALEXANDRE	IMP MX4	1:37.795	21.320	HONDA	SAPEZAL	HOTEL D ROMA

Cronometragem: MARCOS A. MANCINI - Diretor de Prova: JOCEMIR ZAMBONI

Orbits





Prefeitura
Campos de Júlio



Semeando
desenvolvimento

1ª ETAPA
01 E 2 DE JUNHO
CAMPOS DE JÚLIO

MOTOCROSS LEMAMT - 1a Etapa

IMPORTADA MX4

Campos de Júlio/MT 1,000 Km

Treino Cronometrado

02/06/2024 09:40

Qualificação iniciado em 9:29:15

Lap	Lap Tm	Diff	Time of Day
(171) PETERSON PFEIFER			
1	1:18.353	+1.878	9:31:44.083
2	1:18.634	+2.159	9:33:02.717
3	1:18.653	+2.178	9:34:21.370
4	1:19.161	+2.686	9:35:40.531
5	1:22.051	+5.576	9:37:02.582
6	1:26.781	+10.306	9:38:29.363
7	1:16.475		9:39:45.838
8	1:58.601	+42.126	9:41:44.439

Lap	Lap Tm	Diff	Time of Day
(9) BALA CANDIOTTO			
1	1:22.704	+5.982	9:31:54.489
2	1:21.121	+4.399	9:33:15.610
3	1:20.044	+3.322	9:34:35.654
4	1:18.229	+1.507	9:35:53.883
5	1:19.447	+2.725	9:37:13.330
6	1:16.827	+0.105	9:38:30.157
7	1:16.722		9:39:46.879

Lap	Lap Tm	Diff	Time of Day
(770) WAGNER DELARICA			
1	1:20.054	+2.186	9:32:45.662
2	1:18.560	+0.692	9:34:04.222
3	1:19.472	+1.604	9:35:23.694
4	2:57.343	+1:39.475	9:38:21.037
5	1:18.504	+0.636	9:39:39.541
6	1:17.868		9:40:57.409

Lap	Lap Tm	Diff	Time of Day
(52) JUAREZ RIBEIRO			
1	1:27.187	+7.051	9:31:52.183
2	1:21.097	+0.961	9:33:13.280
3	1:46.054	+25.918	9:34:59.334
4	1:34.032	+13.896	9:36:33.366
5	1:20.174	+0.038	9:37:53.540
6	1:52.082	+31.946	9:39:45.622
7	1:20.136		9:41:05.758

Lap	Lap Tm	Diff	Time of Day
(77) ITAMAR FERNANDES			
1	1:23.321	+2.892	9:31:53.480
2	1:21.101	+0.672	9:33:14.581
3	2:00.935	+40.506	9:35:15.516
4	1:20.452	+0.023	9:36:35.968
5	1:20.429		9:37:56.397
6	2:45.575	+1:25.146	9:40:41.972

Lap	Lap Tm	Diff	Time of Day
(243) ALEXANDRE SOUZA			
1	1:25.114	+2.695	9:32:07.063
2	1:25.429	+3.010	9:33:32.492
3	2:36.347	+1:13.928	9:36:08.839
4	1:22.456	+0.037	9:37:31.295
5	1:22.419		9:38:53.714
6	1:25.985	+3.566	9:40:19.699

Lap	Lap Tm	Diff	Time of Day
(17) POLIDO SEVEN			
1	1:30.455	+7.575	9:32:33.431
2	1:24.369	+1.489	9:33:57.800
3	1:23.643	+0.763	9:35:21.443
4	1:22.880		9:36:44.323
5	1:24.687	+1.807	9:38:09.010

Lap	Lap Tm	Diff	Time of Day
(22) JOSE VAGNER			
1	1:30.740	+7.584	9:32:31.788
2	1:26.520	+3.364	9:33:58.308
3	1:27.662	+4.506	9:35:25.970
4	1:23.156		9:36:49.126
5	1:23.525	+0.369	9:38:12.651

Lap	Lap Tm	Diff	Time of Day
6	1:47.186	+24.030	9:39:59.837

Lap	Lap Tm	Diff	Time of Day
(146) EDIO RIBEIRO			
1	1:24.944	+1.407	9:33:28.340
2	1:23.537		9:34:51.877
3	1:23.669	+0.132	9:36:15.546
4	1:23.977	+0.440	9:37:39.523
5	1:26.958	+3.421	9:39:06.481
6	2:55.949	+1:32.412	9:42:02.430

Lap	Lap Tm	Diff	Time of Day
(410) ROBERTO ALEXANDRE			
1	1:37.795		9:32:37.530
2	1:38.945	+1.150	9:34:16.475
3	1:42.046	+4.251	9:35:58.521
4	1:40.782	+2.987	9:37:39.303
5	1:44.685	+6.890	9:39:23.988
6	1:43.773	+5.978	9:41:07.761

Cronometragem: MARCOS A. MANCINI - Diretor de Prova: JOCEMIR ZAMBONI

Orbits





Prefeitura
Campos de Júlio



Semeando
desenvolvimento

1ª ETAPA
01 E 2 DE JUNHO
CAMPOS DE JÚLIO

MOTOCROSS LEMAMT - 1a Etapa

Classificado por voltas

IMPORTADA MX4

Campos de Júlio/MT 1,000 Km

Corrida

02/06/2024 14:00

Corrida iniciado em 13:30:17

POS	NUM	PILOTO	CATEGORIA	VOLTAS	DIF LÍDER	MOTO	CIDADE	PATROCINADOR/EQUIPE
1	171	PETERSON PFEIFER	IMP MX4	11	6.733	YAMAHA	SORRISO	PEDRÃO MOTOS E TENDAS
2	9	BALA CANDIOTTO	IMP MX4	11		YAMAHA	VILHENA	LDG
3	770	WAGNER DELARICA	IMP MX4	11	26.556	YAMAHA	JUARA	PORTO DE AREIA DELARICA
4	77	ITAMAR FERNANDES	IMP MX4	11	28.404	KTM	CACOAL	ITF MULTIMARCAS
5	52	JUAREZ RIBEIRO	IMP MX4	11	29.769	YAMAHA	LUCAS DO RIO VERDE	AMERICA RACING
6	17	POLIDO SEVEN	IMP MX4	11	1:20.836	KAWASAKI	JUARA	GUSTAVO BATISTELO-BRANORTE TRATORES
7	243	ALEXANDRE SOUZA	IMP MX4	10	1 Volta	YAMAHA	COMODORO	TEND TUDO ALEXANDRE
8	146	EDIO RIBEIRO	IMP MX4	10	1 Volta	KTM	SÃO JOSÉ DO RIO CL	SUPERPEÇAS-MADPRO-SETE SISTEMA
9	410	ROBERTO ALEXANDRE	IMP MX4	10	1 Volta	HONDA	SAPEZAL	HOTEL D ROMA

Não classificado (50% = 5 Voltas)


22 JOSE VAGNER IMP MX4 1 Voltas HONDA CAMPO NOVO DO PAZ TORNEARIA CAMPO NOVO

PILOTO #9 BALA CANDIOTTO PERDEU 1 POSIÇÃO POR PASSAR FORA DA CURVA

Margem da Vitoria	velocidade Media	Tempo Melhor volta	Melhor Veloc.	Melhor Volta por..
	45,576	1:14.640	48,232	9 - BALA CANDIOTTO

Cronometragem: MARCOS A. MANCINI - Diretor de Prova: JOCEMIR ZAMBONI

Orbits





Prefeitura
Campos de Júlio



Semeando
desenvolvimento

1ª ETAPA
01 E 2 DE JUNHO
CAMPOS DE JÚLIO

MOTOCROSS LEMAMT - 1a Etapa

IMPORTADA MX4

Campos de Júlio/MT, 1,000 Km

Corrida

02/06/2024 14:00

Corrida iniciado em 13:30:17

Lap	Lap Tm	Diff	Time of Day
(171) PETERSON PFEIFER			
1	1:17.060	+1.999	13:32:02.583
2	1:15.061		13:33:17.644
3	1:15.531	+0.470	13:34:33.175
4	1:16.872	+1.811	13:35:50.047
5	1:15.647	+0.586	13:37:05.694
6	1:15.277	+0.216	13:38:20.971
7	1:15.879	+0.818	13:39:36.850
8	1:15.444	+0.383	13:40:52.294
9	1:15.332	+0.271	13:42:07.626
10	1:15.774	+0.713	13:43:23.400
11	1:22.925	+7.864	13:44:46.325

Lap	Lap Tm	Diff	Time of Day
(9) BALA CANDIOTTO			
1	1:15.506	+0.866	13:32:01.525
2	1:15.030	+0.390	13:33:16.555
3	1:15.703	+1.063	13:34:32.258
4	1:19.585	+4.945	13:35:51.843
5	1:14.640		13:37:06.483
6	1:15.095	+0.455	13:38:21.578
7	1:16.254	+1.614	13:39:37.832
8	1:15.720	+1.080	13:40:53.552
9	1:15.217	+0.577	13:42:08.769
10	1:15.242	+0.602	13:43:24.011
11	1:15.581	+0.941	13:44:39.592

Lap	Lap Tm	Diff	Time of Day
(770) WAGNER DELARICA			
1	1:18.591	+2.012	13:32:07.926
2	1:19.595	+3.016	13:33:27.521
3	1:18.652	+2.073	13:34:46.173
4	1:18.497	+1.918	13:36:04.670
5	1:17.279	+0.700	13:37:21.949
6	1:17.602	+1.023	13:38:39.551
7	1:17.004	+0.425	13:39:56.555
8	1:17.871	+1.292	13:41:14.426
9	1:17.405	+0.826	13:42:31.831
10	1:17.738	+1.159	13:43:49.569
11	1:16.579		13:45:06.148

Lap	Lap Tm	Diff	Time of Day
(77) ITAMAR FERNANDES			
1	1:20.132	+3.511	13:32:10.323
2	1:18.320	+1.699	13:33:28.643
3	1:19.159	+2.538	13:34:47.802
4	1:18.210	+1.589	13:36:06.012
5	1:18.422	+1.801	13:37:24.434
6	1:16.621		13:38:41.055
7	1:16.822	+0.201	13:39:57.877
8	1:17.583	+0.962	13:41:15.460
9	1:17.673	+1.052	13:42:33.133
10	1:17.462	+0.841	13:43:50.595
11	1:17.401	+0.780	13:45:07.996

Lap	Lap Tm	Diff	Time of Day
(52) JUAREZ RIBEIRO			
1	1:22.247	+5.788	13:32:11.510
2	1:21.376	+4.917	13:33:32.886
3	1:17.910	+1.451	13:34:50.796
4	1:18.353	+1.894	13:36:09.149
5	1:17.577	+1.118	13:37:26.726
6	1:16.784	+0.325	13:38:43.510
7	1:18.368	+1.909	13:40:01.878
8	1:17.452	+0.993	13:41:19.330
9	1:16.674	+0.215	13:42:36.004
10	1:16.459		13:43:52.463
11	1:16.898	+0.439	13:45:09.361

Lap	Lap Tm	Diff	Time of Day
(17) POLIDO SEVEN			
1	1:18.751		13:32:05.954
2	1:19.881	+1.130	13:33:25.835
3	1:23.947	+5.196	13:34:49.782
4	1:24.635	+5.884	13:36:14.417
5	1:24.733	+5.982	13:37:39.150
6	1:22.522	+3.771	13:39:01.672
7	1:22.306	+3.555	13:40:23.978
8	1:23.205	+4.454	13:41:47.183
9	1:22.329	+3.578	13:43:09.512
10	1:22.319	+3.568	13:44:31.831
11	1:28.597	+9.846	13:46:00.428

Lap	Lap Tm	Diff	Time of Day
(243) ALEXANDRE SOUZA			
1	1:19.276	+0.316	13:32:07.295
2	1:19.186	+0.226	13:33:26.481
3	1:18.960		13:34:45.441
4	1:19.352	+0.392	13:36:04.793
5	1:42.218	+23.258	13:37:47.011
6	1:23.633	+4.673	13:39:10.644
7	1:23.917	+4.957	13:40:34.561
8	1:21.999	+3.039	13:41:56.560
9	1:28.401	+9.441	13:43:24.961
10	1:26.727	+7.767	13:44:51.688

Lap	Lap Tm	Diff	Time of Day
(146) EDIO RIBEIRO			
1	1:21.420		13:32:10.192
2	1:22.999	+1.579	13:33:33.191
3	1:25.117	+3.697	13:34:58.308
4	1:24.797	+3.377	13:36:23.105
5	1:25.982	+4.562	13:37:49.087
6	1:26.176	+4.756	13:39:15.263
7	1:25.172	+3.752	13:40:40.435
8	1:23.392	+1.972	13:42:03.827
9	1:29.908	+8.488	13:43:33.735
10	1:30.385	+8.965	13:45:04.120

Lap	Lap Tm	Diff	Time of Day
(410) ROBERTO ALEXANDRE			
1	1:28.066	+0.378	13:32:19.118
2	1:27.688		13:33:46.806
3	1:29.397	+1.709	13:35:16.203
4	1:27.819	+0.131	13:36:44.022
5	1:28.263	+0.575	13:38:12.285
6	1:34.882	+7.194	13:39:47.167
7	1:34.019	+6.331	13:41:21.186
8	1:32.387	+4.699	13:42:53.573
9	1:33.692	+6.004	13:44:27.265
10	1:36.989	+9.301	13:46:04.254

Cronometragem: MARCOS A. MANCINI - Diretor de Prova: JOCEMIR ZAMBONI

Orbits





Prefeitura
Campos de Júlio



Semeando
desenvolvimento

1ª ETAPA
01 E 2 DE JUNHO
CAMPOS DE JÚLIO

MOTOCROSS LEMAMT - 1a Etapa

Classificado pela melhor volta

IMPORTADA MX3

Campos de Júlio/MT 1,000 Km

Treino Cronometrado

02/06/2024 10:20

Qualificação iniciado em 10:04:15

POS	NUM	PILOTO	CATEGORIA	M. TEMPO	DIF LÍDER	MOTO	CIDADE	PATROCINADOR/EQUIPE
1	69	ROMÁRIO ROSA	IMP MX3	1:09.882		YAMAHA	JUARA	AUTO ESCOLA TAPURAH
2	17	THIAGO FERNANDO	IMP MX3	1:11.464	1.582	HONDA	SAPEZAL	ELETROTÉCNICA ARAÚJO-SUPER MOTOS
3	187	JACSON CARDOSO	IMP MX3	1:12.194	2.312	KAWASAKI	VILHENA	NORTON PREPARAÇÕES
4	21	JEAN BACH	IMP MX3	1:13.680	3.798	YAMAHA	CAMPO NOVO DO	PG IMÓVEIS
5	9	BALA CANDIOTTO	IMP MX3	1:14.225	4.343	YAMAHA	VILHENA	LDG
6	770	WAGNER DELARICA	IMP MX3	1:14.786	4.904	YAMAHA	JUARA	PORTO DE AREIA DELARICA
7	77	ITAMAR FERNANDES	IMP MX3	1:14.791	4.909	KTM	CACOAL	ITF MULTIMARCAS
8	171	PETERSON PFEIFER	IMP MX3	1:15.205	5.323	YAMAHA	SORRISO	PEDRÃO MOTOS E TENDAS
9	7	AGNALDO	IMP MX3	1:15.238	5.356	KAWASAKI	CONQUISTA OES	
10	169	ICARO CABRAL	IMP MX3	1:15.807	5.925	YAMAHA	SAPEZAL	HIDROMAQ-NSA MUNCK-CARROCERIAS SAPEZ
11	511	W ELLINGTON FIGUEIREL	IMP MX3	1:16.438	6.556	KTM	SAPEZAL	ARTEC CLIMATIZAÇÃO
12	34	MATEUS GIORDANI	IMP MX3	1:17.412	7.530	YAMAHA	LUCAS DO RIO VI	VIVEIRO SEMPRE VERDE-MAIS PRODUTOS PAI
13	69	MICHEL DELLA LIBERA	IMP MX3	1:17.637	7.755	HONDA	PRIMAVERA DE R	COPAWA-FRIGOM II-GUABI-NELORE 3B-AUTO E
14	22	JOSÉ VAGNER	IMP MX3	1:17.708	7.826	HONDA	CAMPO NOVO DO	TORNEARIA COMPO NOVO
15	440	ADALBERTO MACHADO	IMP MX3	1:19.079	9.197	YAMAHA	VILHENA	POSTO DE MOLAS ROMA
16	91	NIEDSON DA SILVA	IMP MX3	1:24.100	14.218	HONDA	DIAMANTINO	HIDRÁULICA LEAL

Cronometragem: MARCOS A. MANCINI - Diretor de Prova: JOCEMIR ZAMBONI

Orbits





Prefeitura
Campos de Júlio



Semeando
desenvolvimento

1ª ETAPA
01 E 2 DE JUNHO
CAMPOS DE JÚLIO

MOTOCROSS LEMAMT - 1a Etapa

IMPORTADA MX3

Campos de Júlio/MT, 1,000 Km

Treino Cronometrado

02/06/2024 10:20

Qualificação iniciado em 10:04:15

Lap	Lap Tm	Diff	Time of Day
(69) ROMÁRIO ROSA			
1	1:09.882		10:06:29.330
2	1:19.864	+9.982	10:07:49.194
3	1:11.454	+1.572	10:09:00.648
4	1:54.293	+44.411	10:10:54.941
5	1:47.972	+38.090	10:12:42.913
6	1:10.055	+0.173	10:13:52.968
7	1:10.449	+0.567	10:15:03.417
(17) THIAGO FERNANDO			
1	1:12.389	+0.925	10:06:21.444
2	1:27.234	+15.770	10:07:48.678
3	1:11.464		10:09:00.142
4	2:45.956	+1:34.492	10:11:46.098
5	1:12.702	+1.238	10:12:58.800
6	1:11.734	+0.270	10:14:10.534
(187) JACSON CARDOSO			
1	1:15.962	+3.768	10:06:56.783
2	1:12.194		10:08:08.977
3	1:13.198	+1.004	10:09:22.175
4	1:14.402	+2.208	10:10:36.577
5	1:14.095	+1.901	10:11:50.672
6	1:12.321	+0.127	10:13:02.993
7	1:44.429	+32.235	10:14:47.422
(21) JEAN BACH			
1	1:15.942	+2.262	10:07:23.576
2	1:31.104	+17.424	10:08:54.680
3	1:15.543	+1.863	10:10:10.223
4	1:13.680		10:11:23.903
5	1:13.695	+0.015	10:12:37.598
6	1:13.926	+0.246	10:13:51.524
7	1:14.884	+1.204	10:15:06.408
(9) BALA CANDIOTTO			
1	1:15.792	+1.567	10:07:12.490
2	1:15.560	+1.335	10:08:28.050
3	1:15.494	+1.269	10:09:43.544
4	2:09.300	+55.075	10:11:52.844
5	1:14.225		10:13:07.069
6	1:41.105	+26.880	10:14:48.174
(770) WAGNER DELARICA			
1	1:18.273	+3.487	10:07:16.260
2	1:16.163	+1.377	10:08:32.423
3	1:14.786		10:09:47.209
(77) ITAMAR FERNANDES			
1	1:15.679	+0.888	10:07:06.159
2	1:16.391	+1.600	10:08:22.550
3	2:57.530	+1:42.739	10:11:20.080
4	1:14.791		10:12:34.871
5	2:03.198	+48.407	10:14:38.069
(171) PETERSON PFEIFER			
1	1:15.205		10:06:37.578
2	1:15.588	+0.383	10:07:53.166
3	1:16.293	+1.088	10:09:09.459
4	1:17.652	+2.447	10:10:27.111
5	4:15.582	+3:00.377	10:14:42.693
(7) AGNALDO			
1	1:16.987	+1.749	10:07:03.867
2	1:16.401	+1.163	10:08:20.268

Lap	Lap Tm	Diff	Time of Day
3	1:15.238		10:09:35.506
4	1:17.502	+2.264	10:10:53.008
5	2:33.078	+1:17.840	10:13:26.086
6	1:16.952	+1.714	10:14:43.038
(169) ICARO CABRAL			
1	1:20.711	+4.904	10:07:30.730
2	1:32.271	+16.464	10:09:03.001
3	1:18.183	+2.376	10:10:21.184
4	1:19.178	+3.371	10:11:40.362
5	1:15.807		10:12:56.169
6	1:58.620	+42.813	10:14:54.789
(511) WELLINGTON FIGUEIREDO			
1	1:28.161	+11.723	10:07:01.531
2	1:17.808	+1.370	10:08:19.339
3	1:18.057	+1.619	10:09:37.396
4	1:18.315	+1.877	10:10:55.711
5	1:34.854	+18.416	10:12:30.565
6	1:16.532	+0.094	10:13:47.097
7	1:16.438		10:15:03.535
(34) MATEUS GIORDANI			
1	1:17.412		10:07:37.843
2	1:54.230	+36.818	10:09:32.073
3	1:18.617	+1.205	10:10:50.690
(69) MICHEL DELLA LIBERA			
1	1:23.104	+5.467	10:07:23.607
2	1:23.841	+6.204	10:08:47.448
3	1:17.637		10:10:05.085
4	1:18.581	+0.944	10:11:23.666
5	1:20.498	+2.861	10:12:44.164
(22) JOSÉ VAGNER			
1	1:18.918	+1.210	10:07:18.490
2	1:18.215	+0.507	10:08:36.705
3	1:17.708		10:09:54.413
4	1:57.624	+39.916	10:11:52.037
5	1:27.158	+9.450	10:13:19.195
(440) ADALBERTO MACHADO			
1	1:29.161	+10.082	10:07:22.954
2	1:24.786	+5.707	10:08:47.740
3	1:32.916	+13.837	10:10:20.656
4	1:19.079		10:11:39.735
5	1:19.720	+0.641	10:12:59.455
6	1:37.817	+18.738	10:14:37.272
(91) NIEDSON DA SILVA			
1	1:24.100		10:07:31.887
2	1:24.513	+0.413	10:08:56.400
3	1:31.232	+7.132	10:10:27.632

Cronometragem: MARCOS A. MANCINI - Diretor de Prova: JOCEMIR ZAMBONI

Orbits



MOTOCROSS LEMAMT - 1a Etapa
Classificado por voltas

IMPORTADA MX3

Campos de Júlio/MT 1,000 Km

Corrida

02/06/2024 15:00

Corrida iniciado em 14:40:52

POS	NUM	PILOTO	CATEGORIA	VOLTAS	DIF LÍDER	MOTO	CIDADE	PATROCINADOR/EQUIPE
1	69	ROMÁRIO ROSA	IMP MX3	12		YAMAHA	JUARA	AUTO ESCOLA TAPURAH
2	17	THIAGO FERNANDO	IMP MX3	12	10.044	HONDA	SAPEZAL	ELETROTÉCNICA ARAÚJO-SUPER MOTOS
3	187	JACSON CARDOSO	IMP MX3	12	10.405	KAWASAKI	VILHENA	NORTON PREPARAÇÕES
4	169	ICARO CABRAL	IMP MX3	12	35.064	YAMAHA	SAPEZAL	HIDROMAQ-NSA MUNCK-CARROCERIAS SAPEZAL
5	21	JEAN BACH	IMP MX3	12	36.325	YAMAHA	CAMPO NOVO DO PAF	PG IMÓVEIS
6	9	BALA CANDIOTTO	IMP MX3	12	42.650	YAMAHA	VILHENA	LDG
7	171	PETERSON PFEIFER	IMP MX3	12	44.490	YAMAHA	SORRISO	PEDRÃO MOTOS E TENDAS
8	511	W ELLINGTON FIGUEIR	IMP MX3	11	1 Volta	KTM	SAPEZAL	ARTEC CLIMATIZAÇÃO
9	770	WAGNER DELARICA	IMP MX3	11	1 Volta	YAMAHA	JUARA	PORTO DE AREIA DELARICA
10	34	MATEUS GIORDANI	IMP MX3	11	1 Volta	YAMAHA	LUCAS DO RIO VERDI	VIVEIRO SEMPRE VERDE-MAIS PRODUTOS PARA JARDINS
11	69	MICHEL DELLA LIBERA	IMP MX3	11	1 Volta	HONDA	PRIMAVERA DE ROND	COPAMA-FRIGOM IL-GUABI-NELORE 38-AUTO ELÉTRICA MIAE
12	22	JOSÉ VAGNER	IMP MX3	10	2 Voltas	HONDA	CAMPO NOVO DO PAF	TORNEARIA COMPO NOVO

Não classificado (50% = 6 Voltas)

7	AGNALDO	IMP MX3	5	7 Voltas	KAWASAKI	CONQUISTA OESTE	
91	NIEDSON DA SILVA	IMP MX3	3	9 Voltas	HONDA	DIAMANTINO	HIDRÁULICA LEAL
77	ITAMAR FERNANDES	IMP MX3	1	1 Voltas	KTM	CACOAL	ITF MULTIMARCAS

Margem da Vitoria
velocidade Media
Tempo Melhor volta
Melhor Veloc.
Melhor Volta por..

10.044

48,805

1:10.032

51,405

69 - ROMÁRIO ROSA

Cronometragem: MARCOS A. MANCINI - Diretor de Prova: JOCEMIR ZAMBONI

Orbits

MOTOCROSS LEMAMT - 1a Etapa

IMPORTADA MX3

Campos de Júlio/MT, 1,000 Km

Corrida

02/06/2024 15:00

Corrida iniciado em 14:40:52

Lap	Lap Tm	Diff	Time of Day
(69) ROMÁRIO ROSA			
1	1:12.275	+2.243	14:42:32.756
2	1:12.079	+2.047	14:43:44.835
3	1:10.614	+0.582	14:44:55.449
4	1:10.032		14:46:05.481
5	1:10.781	+0.749	14:47:16.262
6	1:11.054	+1.022	14:48:27.316
7	1:11.002	+0.970	14:49:38.318
8	1:11.161	+1.129	14:50:49.479
9	1:11.573	+1.541	14:52:01.052
10	1:12.889	+2.857	14:53:13.941
11	1:12.300	+2.268	14:54:26.241
12	1:11.529	+1.497	14:55:37.770

Lap	Lap Tm	Diff	Time of Day
(17) THIAGO FERNANDO			
1	1:12.949	+2.143	14:42:34.724
2	1:11.745	+0.939	14:43:46.469
3	1:12.401	+1.595	14:44:58.870
4	1:13.249	+2.443	14:46:12.119
5	1:12.668	+1.862	14:47:24.787
6	1:12.604	+1.798	14:48:37.391
7	1:12.241	+1.435	14:49:49.632
8	1:11.938	+1.132	14:51:01.570
9	1:11.699	+0.893	14:52:13.269
10	1:11.284	+0.478	14:53:24.553
11	1:10.806		14:54:35.359
12	1:12.455	+1.649	14:55:47.814

Lap	Lap Tm	Diff	Time of Day
(187) JACSON CARDOSO			
1	1:12.731	+1.753	14:42:32.572
2	1:12.295	+1.317	14:43:44.867
3	1:13.454	+2.476	14:44:58.321
4	1:13.121	+2.143	14:46:11.442
5	1:12.508	+1.530	14:47:23.950
6	1:12.524	+1.546	14:48:36.474
7	1:12.867	+1.889	14:49:49.341
8	1:12.940	+1.962	14:51:02.281
9	1:12.065	+1.087	14:52:14.346
10	1:11.575	+0.597	14:53:25.921
11	1:11.276	+0.298	14:54:37.197
12	1:10.978		14:55:48.175

Lap	Lap Tm	Diff	Time of Day
(169) ICARO CABRAL			
1	1:16.090	+3.458	14:42:38.575
2	1:13.720	+1.088	14:43:52.295
3	1:14.014	+1.382	14:45:06.309
4	1:13.722	+1.090	14:46:20.031
5	1:15.044	+2.412	14:47:35.075
6	1:15.888	+3.256	14:48:50.963
7	1:14.513	+1.881	14:50:05.476
8	1:13.828	+1.196	14:51:19.304
9	1:14.167	+1.535	14:52:33.471
10	1:13.496	+0.864	14:53:46.967
11	1:13.235	+0.603	14:55:00.202
12	1:12.632		14:56:12.834

Lap	Lap Tm	Diff	Time of Day
(21) JEAN BACH			
1	1:16.624	+3.554	14:42:39.434
2	1:14.033	+0.963	14:43:53.467
3	1:14.005	+0.935	14:45:07.472
4	1:13.341	+0.271	14:46:20.813
5	1:15.020	+1.950	14:47:35.833
6	1:14.429	+1.359	14:48:50.262
7	1:14.396	+1.326	14:50:04.658
8	1:13.645	+0.575	14:51:18.303

Lap	Lap Tm	Diff	Time of Day
9	1:13.887	+0.817	14:52:32.190
10	1:14.525	+1.455	14:53:46.715
11	1:14.310	+1.240	14:55:01.025
12	1:13.070		14:56:14.095

Lap	Lap Tm	Diff	Time of Day
(9) BALA CANDIOTTO			
1	1:15.288	+1.643	14:42:36.481
2	1:13.980	+0.335	14:43:50.461
3	1:14.066	+0.421	14:45:04.527
4	1:14.644	+0.999	14:46:19.171
5	1:15.715	+2.070	14:47:34.886
6	1:15.047	+1.402	14:48:49.933
7	1:17.687	+4.042	14:50:07.620
8	1:14.671	+1.026	14:51:22.291
9	1:13.645		14:52:35.936
10	1:15.179	+1.534	14:53:51.115
11	1:15.041	+1.396	14:55:06.156
12	1:14.264	+0.619	14:56:20.420

Lap	Lap Tm	Diff	Time of Day
(171) PETERSON PFEIFER			
1	1:16.711	+3.323	14:42:40.531
2	1:14.570	+1.182	14:43:55.101
3	1:14.197	+0.809	14:45:09.298
4	1:14.196	+0.808	14:46:23.494
5	1:13.925	+0.537	14:47:37.419
6	1:14.222	+0.834	14:48:51.641
7	1:15.615	+2.227	14:50:07.256
8	1:13.388		14:51:20.644
9	1:13.462	+0.074	14:52:34.106
10	1:14.756	+1.368	14:53:48.862
11	1:14.164	+0.776	14:55:03.026
12	1:19.234	+5.846	14:56:22.260

Lap	Lap Tm	Diff	Time of Day
(511) WELLINGTON FIGUEIREDO			
1	1:19.926	+3.662	14:42:46.581
2	1:18.043	+1.779	14:44:04.624
3	1:17.154	+0.890	14:45:21.778
4	1:17.037	+0.773	14:46:38.815
5	1:17.060	+0.796	14:47:55.875
6	1:17.306	+1.042	14:49:13.181
7	1:16.264		14:50:29.445
8	1:17.163	+0.899	14:51:46.608
9	1:17.187	+0.923	14:53:03.795
10	1:17.241	+0.977	14:54:21.036
11	1:19.784	+3.520	14:55:40.820

Lap	Lap Tm	Diff	Time of Day
(770) WAGNER DELARICA			
1	1:20.730	+3.620	14:42:47.446
2	1:17.473	+0.363	14:44:04.919
3	1:18.102	+0.992	14:45:23.021
4	1:17.758	+0.648	14:46:40.779
5	1:17.474	+0.364	14:47:58.253
6	1:17.693	+0.583	14:49:15.946
7	1:17.853	+0.743	14:50:33.799
8	1:17.269	+0.159	14:51:51.068
9	1:17.110		14:53:08.178
10	1:17.891	+0.781	14:54:26.069
11	1:18.746	+1.636	14:55:44.815

Lap	Lap Tm	Diff	Time of Day
(34) MATEUS GIORDANI			
1	1:17.232	+1.170	14:42:42.346
2	1:17.259	+1.197	14:43:59.605
3	1:16.692	+0.630	14:45:16.297
4	1:17.793	+1.731	14:46:34.090
5	1:16.737	+0.675	14:47:50.827
6	1:16.062		14:49:06.889

Lap	Lap Tm	Diff	Time of Day
7	1:16.878	+0.816	14:50:23.767
8	1:18.679	+2.617	14:51:42.446
9	1:20.663	+4.601	14:53:03.109
10	1:22.177	+6.115	14:54:25.286
11	1:28.354	+12.292	14:55:53.640

Lap	Lap Tm	Diff	Time of Day
(69) MICHEL DELLA LIBERA			
1	1:17.482	+0.603	14:42:43.088
2	1:17.728	+0.849	14:44:00.816
3	1:16.879		14:45:17.695
4	1:18.575	+1.696	14:46:36.270
5	1:17.520	+0.641	14:47:53.790
6	1:18.598	+1.719	14:49:12.388
7	1:19.842	+2.963	14:50:32.230
8	1:20.547	+3.668	14:51:52.777
9	1:20.724	+3.845	14:53:13.501
10	1:27.384	+10.505	14:54:40.885
11	1:24.095	+7.216	14:56:04.980

Lap	Lap Tm	Diff	Time of Day
(22) JOSÉ VAGNER			
1	1:22.340	+2.688	14:42:50.434
2	1:19.652		14:44:10.086
3	1:25.205	+5.553	14:45:35.291
4	1:30.788	+11.136	14:47:06.079
5	1:34.047	+14.395	14:48:40.126
6	1:30.413	+10.761	14:50:10.539
7	1:47.483	+27.831	14:51:58.022
8	1:36.412	+16.760	14:53:34.434
9	1:49.709	+30.057	14:55:24.143
10	1:37.889	+18.237	14:57:02.032

Lap	Lap Tm	Diff	Time of Day
(7) AGNALDO			
1	1:15.265	+1.504	14:42:37.271
2	1:15.577	+1.816	14:43:52.848
3	1:13.761		14:45:06.609
4	1:28.942	+15.181	14:46:35.551
5	1:18.817	+5.056	14:47:54.368

Lap	Lap Tm	Diff	Time of Day
(91) NIEDSON DA SILVA			
1	1:21.085		14:42:45.194
2	1:22.871	+1.786	14:44:08.065
3	1:23.384	+2.299	14:45:31.449

Lap	Lap Tm	Diff	Time of Day
(77) ITAMAR FERNANDES			
1	1:23.672		14:42:49.521



Prefeitura
Campos de Júlio



Semeando
desenvolvimento

1ª ETAPA
01 E 2 DE JUNHO
CAMPOS DE JÚLIO

MOTOCROSS LEMAMT - 1a Etapa

Classificado pela melhor volta

IMPORTADA MX 250

Campos de Júlio/MT 1,000 Km

Treino Cronometrado

02/06/2024 11:00

Qualificação iniciado em 10:34:01

POS	NUM	PILOTO	CATEGORIA	M. TEMPO	DIF LÍDER	MOTO	CIDADE	PATROCINADOR/EQUIPE
1	511	DIEGO HENNING	IMP MX 250	1:06.813		YAMAHA	SÃO MIGUEL DO	ISRAEL CRISTIAN-CAFÉ ADO BRILHANTE-PORTA
2	456	ENZO DOTTO	IMP MX 250	1:09.180	2.367	YAMAHA	CACOAL	DOTTO MIX
3	69	ROMÁRIO ROSA	IMP MX 250	1:09.271	2.458	YAMAHA	JUARA	AUTO ESCOLA TAPURAH
4	15	MATEUS VIEIRA	IMP MX 250	1:10.830	4.017	KAWASAKI	JUARA	VIA AUTO SERVIC-ESTANCIA M6
5	318	DANILO ASSUMPCAO	IMP MX 250	1:12.974	6.161	KAWASAKI	VILHENA	DNL LAVAGENS
6	21	JEAN BACH	IMP MX 250	1:13.694	6.881	YAMAHA	CAMPO NOVO DO	REAL AUTO POSTO-CASTELINI-MRV AGRÍCOLA
7	711	JOSÉ LAURENTINO	IMP MX 250	1:13.738	6.925	YAMAHA	SAPEZAL	SAN CALÇADOS
8	137	OTAVIO	IMP MX 250	1:15.529	8.716	YAMAHA	CAMPO NOVO DO	
9	88	GABRIEL PARMEGGIANI	IMP MX 250	1:15.722	8.909	KTM	CAMPOS DE JÚLIO	GRUPO PARMEGGIANI
10	440	ADALBERTO MACHADO	IMP MX 250	1:16.904	10.091	YAMAHA	VILHENA	POSTO DE MOLAS ROMA
11	299	BRUNO SANTOS	IMP MX 250	1:17.493	10.680	KAWASAKI	DIAMANTINO	HOTELKAYABI- NEWTECH- MULTICAR-TERRA A
12	80	THIAGO SOARES	IMP MX 250	1:18.938	12.125	KAWASAKI	CAMPOS DE JÚLIO	CJ RACING-RESIAN LEONIRI
13	989	ROGÉRIO NEPOMUCENO	IMP MX 250	1:19.387	12.574	HONDA	ROLIM DE MOURA	ODONTO ARTE DO ROLIM DE MOURA-JP MOTO
14	215	GUSTAVO BATISTELLO	IMP MX 250	1:21.829	15.016	KAWASAKI	CAMPOS DE JÚLIO	BÉTEL SERVIÇOS AGRICOLAS

Cronometragem: MARCOS A. MANCINI - Diretor de Prova: JOCEMIR ZAMBONI

Orbits



MOTOCROSS LEMAMT - 1a Etapa

IMPORTADA MX 250

Campos de Júlio/MT, 1,000 Km

Treino Cronometrado

02/06/2024 11:00

Qualificação iniciado em 10:34:01

Lap	Lap Tm	Diff	Time of Day
(511) DIEGO HENNING			
1	1:09.052	+2.239	10:35:54.977
2	1:07.380	+0.567	10:37:02.357
3	1:17.660	+10.847	10:38:20.017
4	1:06.813		10:39:26.830
5	1:06.907	+0.094	10:40:33.737
6	2:09.536	+1:02.723	10:42:43.273
7	1:07.391	+0.578	10:43:50.664

(456) ENZO DOTTO			
1	1:10.448	+1.268	10:35:45.559
2	1:15.537	+6.357	10:37:01.096
3	1:09.439	+0.259	10:38:10.535
4	1:10.164	+0.984	10:39:20.699
5	1:09.180		10:40:29.879
6	2:58.071	+1:48.891	10:43:27.950
7	1:10.246	+1.066	10:44:38.196

(69) ROMÁRIO ROSA			
1	1:09.574	+0.303	10:35:37.229
2	1:16.629	+7.358	10:36:53.858
3	1:09.271		10:38:03.129
4	1:09.810	+0.539	10:39:12.939

(15) MATEUS VIEIRA			
1	1:11.754	+0.924	10:35:44.812
2	1:10.830		10:36:55.642
3	1:10.864	+0.034	10:38:06.506
4	1:11.142	+0.312	10:39:17.648
5	1:11.393	+0.563	10:40:29.041

(318) DANILO ASSUMPCAO			
1	1:14.481	+1.507	10:35:54.967
2	1:13.593	+0.619	10:37:08.560
3	1:13.442	+0.468	10:38:22.002
4	1:12.974		10:39:34.976
5	1:13.266	+0.292	10:40:48.242
6	1:13.246	+0.272	10:42:01.488
7	1:15.448	+2.474	10:43:16.936
8	1:13.515	+0.541	10:44:30.451

(21) JEAN BACH			
1	1:16.352	+2.658	10:36:06.479
2	1:13.694		10:37:20.173
3	1:14.338	+0.644	10:38:34.511
4	1:14.251	+0.557	10:39:48.762
5	1:15.046	+1.352	10:41:03.808
6	1:14.764	+1.070	10:42:18.572
7	1:14.271	+0.577	10:43:32.843
8	1:14.130	+0.436	10:44:46.973

(711) JOSÉ LAURENTINO			
1	1:15.237	+1.499	10:36:43.947
2	1:14.397	+0.659	10:37:58.344
3	1:26.992	+13.254	10:39:25.336
4	1:16.215	+2.477	10:40:41.551
5	1:13.738		10:41:55.289
6	1:15.447	+1.709	10:43:10.736
7	1:14.309	+0.571	10:44:25.045

(137) OTAVIO			
1	1:22.770	+7.241	10:36:12.900
2	1:15.529		10:37:28.429
3	1:17.065	+1.536	10:38:45.494
4	2:20.976	+1:05.447	10:41:06.470

Lap	Lap Tm	Diff	Time of Day
5	1:16.768	+1.239	10:42:23.238
(88) GABRIEL PARMEGGIANI			
1	1:23.451	+7.729	10:36:21.630
2	1:19.518	+3.796	10:37:41.148
3	1:15.722		10:38:56.870
4	1:16.331	+0.609	10:40:13.201
5	1:19.131	+3.409	10:41:32.332
6	1:34.107	+18.385	10:43:06.439
7	1:20.800	+5.078	10:44:27.239

(440) ADALBERTO MACHADO			
1	1:19.685	+2.781	10:36:23.895
2	1:19.080	+2.176	10:37:42.975
3	1:21.199	+4.295	10:39:04.174
4	1:18.339	+1.435	10:40:22.513
5	1:33.706	+16.802	10:41:56.219
6	1:16.904		10:43:13.123

(299) BRUNO SANTOS			
1	1:19.864	+2.371	10:36:30.857
2	1:19.308	+1.815	10:37:50.165
3	1:17.851	+0.358	10:39:08.016
4	1:17.493		10:40:25.509
5	1:18.053	+0.560	10:41:43.562
6	1:19.085	+1.592	10:43:02.647
7	1:58.475	+40.982	10:45:01.122

(80) THIAGO SOARES			
1	1:31.303	+12.365	10:36:18.794
2	1:19.641	+0.703	10:37:38.435
3	1:18.990	+0.052	10:38:57.425
4	1:18.938		10:40:16.363
5	1:19.516	+0.578	10:41:35.879
6	1:20.153	+1.215	10:42:56.032
7	1:40.896	+21.958	10:44:36.928

(989) ROGÉRIO NEPOMUCENO			
1	1:19.940	+0.553	10:36:36.747
2	1:19.429	+0.042	10:37:56.176
3	1:19.674	+0.287	10:39:15.850
4	1:23.297	+3.910	10:40:39.147
5	1:20.347	+0.960	10:41:59.494
6	1:20.596	+1.209	10:43:20.090
7	1:19.387		10:44:39.477

(215) GUSTAVO BATISTELLO			
1	1:23.546	+1.717	10:36:19.767
2	1:21.829		10:37:41.596
3	1:22.800	+0.971	10:39:04.396
4	1:23.300	+1.471	10:40:27.696
5	1:23.571	+1.742	10:41:51.267
6	1:28.032	+6.203	10:43:19.299
7	1:43.505	+21.676	10:45:02.804



Prefeitura
Campos de Júlio



Semeando
desenvolvimento

1ª ETAPA
01 E 2 DE JUNHO
CAMPOS DE JÚLIO

MOTOCROSS LEMAMT - 1a Etapa

Classificado por voltas

IMPORTADA MX 250

Campos de Júlio/MT 1,000 Km

Corrida

02/06/2024 16:00

Corrida iniciado em 15:24:44

POS	NUM	PILOTO	CATEGORIA	VOLTAS	DIF LÍDER	MOTO	CIDADE	PATROCINADOR/EQUIPE
1	69	ROMÁRIO ROSA	IMP MX 250	14		YAMAHA	JUARA	AUTO ESCOLA TAPURAH
2	511	DIEGO HENNING	IMP MX 250	14	0.577	YAMAHA	SÃO MIGUEL DO GUA	ISRAEL CRISPIN-CAFÉ RIO BRILHANTE-PORTAL NOTOS YAN
3	456	ENZO DOTTO	IMP MX 250	14	38.602	YAMAHA	CACOAL	DOTTO MIX
4	15	MATEUS VIEIRA	IMP MX 250	14	43.091	KAWASAKI	JUARA	VIA AUTO SERVIC-ESTANCIA M6
5	21	JEAN BACH	IMP MX 250	14	1:00.044	YAMAHA	CAMPO NOVO DO PAI	REAL AUTO POSTO-CASTELINI-MRV AGRÍCOLA-PG IMÓVEIS
6	711	JOSÉ LAURENTINO	IMP MX 250	14	1:00.608	YAMAHA	SAPEZAL	SAN CALÇADOS
7	318	DANILO ASSUMPCAO	IMP MX 250	14	1:06.677	KAWASAKI	VILHENA	DNL LAVAGENS
8	989	ROGÉRIO NEPOMUCEN	IMP MX 250	13	1 Volta	HONDA	ROLIM DE MOURA	ODONTO ARTE-DB ROLIM DE MOURA-JP NOTOS-POLAQUINH
9	137	OTAVIO GIACOMETI	IMP MX 250	13	1 Volta	YAMAHA	CAMPO NOVO DO PAI	
10	299	BRUNO SANTOS	IMP MX 250	13	1 Volta	KAWASAKI	DIAMANTINO	HOTELKAYABI-NEWTECH-MULTICAR-TERRA AGRICO-APPLE
11	88	GABRIEL PARMEGGIAN	IMP MX 250	13	1 Volta	KTM	CAMPOS DE JÚLIO	GRUPO PARMEGGIANI
12	440	ADALBERTO MACHADO	IMP MX 250	12	2 Voltas	YAMAHA	VILHENA	POSTO DE MOLAS ROMA

Não classificado (50% = 7 Voltas)

80	THIAGO SOARES	IMP MX 250	5	9 Voltas	KAWASAKI	CAMPOS DE JÚLIO	CJ RACING-RESIAN LEONIRI
----	---------------	------------	---	----------	----------	-----------------	--------------------------

Margem da Vitoria

velocidade Media

Tempo Melhor volta

Melhor Veloc.

Melhor Volta por..

0.577

50,490

1:06.881

53,827

511 - DIEGO HENNING

Cronometragem: MARCOS A. MANCINI - Diretor de Prova: JOCEMIR ZAMBONI

Orbits





Prefeitura
Campos de Júlio



Semeando
desenvolvimento

1ª ETAPA
01 E 2 DE JUNHO
CAMPOS DE JÚLIO

MOTOCROSS LEMAMT - 1a Etapa

IMPORTADA MX 250

Campos de Júlio/MT, 1,000 Km

Corrida

02/06/2024 16:00

Corrida iniciado em 15:24:44

Lap	Lap Tm	Diff	Time of Day
(69) ROMÁRIO ROSA			
1	1:09.902	+2.105	15:26:23.093
2	1:11.129	+3.332	15:27:34.222
3	1:09.344	+1.547	15:28:43.566
4	1:08.874	+1.077	15:29:52.440
5	1:09.620	+1.823	15:31:02.060
6	1:09.583	+1.786	15:32:11.643
7	1:09.228	+1.431	15:33:20.871
8	1:09.304	+1.507	15:34:30.175
9	1:09.733	+1.936	15:35:39.908
10	1:08.618	+0.821	15:36:48.526
11	1:08.175	+0.378	15:37:56.701
12	1:07.797		15:39:04.498
13	1:09.279	+1.482	15:40:13.777
14	1:08.868	+1.071	15:41:22.645

Lap	Lap Tm	Diff	Time of Day
(511) DIEGO HENNING			
1	1:13.246	+6.365	15:26:32.164
2	1:09.554	+2.673	15:27:41.718
3	1:10.036	+3.155	15:28:51.754
4	1:08.152	+1.271	15:29:59.906
5	1:08.682	+1.801	15:31:08.588
6	1:10.119	+3.238	15:32:18.707
7	1:07.741	+0.860	15:33:26.448
8	1:09.684	+2.803	15:34:36.132
9	1:09.466	+2.585	15:35:45.598
10	1:08.038	+1.157	15:36:53.636
11	1:08.436	+1.555	15:38:02.072
12	1:06.930	+0.049	15:39:09.002
13	1:06.881		15:40:15.883
14	1:07.339	+0.458	15:41:23.222

Lap	Lap Tm	Diff	Time of Day
(456) ENZO DOTTO			
1	1:11.259	+0.282	15:26:22.360
2	1:10.977		15:27:33.337
3	1:11.096	+0.119	15:28:44.433
4	1:12.277	+1.300	15:29:56.710
5	1:11.447	+0.470	15:31:08.157
6	1:11.740	+0.763	15:32:19.897
7	1:11.136	+0.159	15:33:31.033
8	1:11.820	+0.843	15:34:42.853
9	1:13.555	+2.578	15:35:56.408
10	1:12.086	+1.109	15:37:08.494
11	1:13.278	+2.301	15:38:21.772
12	1:13.075	+2.098	15:39:34.847
13	1:11.410	+0.433	15:40:46.257
14	1:14.990	+4.013	15:42:01.247

Lap	Lap Tm	Diff	Time of Day
(15) MATEUS VIEIRA			
1	1:12.215	+2.548	15:26:24.383
2	1:10.982	+1.315	15:27:35.365
3	1:10.528	+0.861	15:28:45.893
4	1:09.667		15:29:55.560
5	1:20.134	+10.467	15:31:15.694
6	1:12.681	+3.014	15:32:28.375
7	1:11.330	+1.663	15:33:39.705
8	1:11.757	+2.090	15:34:51.462
9	1:12.481	+2.814	15:36:03.943
10	1:11.430	+1.763	15:37:15.373
11	1:11.544	+1.877	15:38:26.917
12	1:12.644	+2.977	15:39:39.561
13	1:11.913	+2.246	15:40:51.474
14	1:14.262	+4.595	15:42:05.736

Lap	Lap Tm	Diff	Time of Day
(21) JEAN BACH			

Lap	Lap Tm	Diff	Time of Day
1	1:12.262		15:26:26.185
2	1:13.075	+0.813	15:27:39.260
3	1:14.654	+2.392	15:28:53.914
4	1:13.033	+0.771	15:30:06.947
5	1:13.383	+1.121	15:31:20.330
6	1:13.517	+1.255	15:32:33.847
7	1:13.024	+0.762	15:33:46.871
8	1:12.744	+0.482	15:34:59.615
9	1:13.023	+0.761	15:36:12.638
10	1:13.907	+1.645	15:37:26.545
11	1:13.944	+1.682	15:38:40.489
12	1:14.815	+2.553	15:39:55.304
13	1:13.740	+1.478	15:41:09.044
14	1:13.645	+1.383	15:42:22.689

Lap	Lap Tm	Diff	Time of Day
(711) JOSÉ LAURENTINO			
1	1:14.134	+1.868	15:26:29.098
2	1:12.655	+0.389	15:27:41.753
3	1:15.197	+2.931	15:28:56.950
4	1:12.810	+0.544	15:30:09.760
5	1:12.266		15:31:22.026
6	1:14.258	+1.992	15:32:36.284
7	1:13.280	+1.014	15:33:49.564
8	1:14.319	+2.053	15:35:03.883
9	1:13.746	+1.480	15:36:17.629
10	1:13.443	+1.177	15:37:31.072
11	1:13.145	+0.879	15:38:44.217
12	1:12.751	+0.485	15:39:56.968
13	1:13.127	+0.861	15:41:10.095
14	1:13.158	+0.892	15:42:23.253

Lap	Lap Tm	Diff	Time of Day
(318) DANILO ASSUMPÇÃO			
1	1:12.304		15:26:25.562
2	1:12.975	+0.671	15:27:38.537
3	1:13.538	+1.234	15:28:52.075
4	1:14.109	+1.805	15:30:06.184
5	1:13.719	+1.415	15:31:19.903
6	1:13.483	+1.179	15:32:33.386
7	1:13.228	+0.924	15:33:46.614
8	1:15.909	+3.605	15:35:02.523
9	1:14.271	+1.967	15:36:16.794
10	1:14.502	+2.198	15:37:31.296
11	1:13.987	+1.683	15:38:45.283
12	1:13.903	+1.599	15:39:59.186
13	1:14.422	+2.118	15:41:13.608
14	1:15.714	+3.410	15:42:29.322

Lap	Lap Tm	Diff	Time of Day
(989) ROGÉRIO NEPOMUCENO			
1	1:16.140	+0.474	15:26:32.337
2	1:15.666		15:27:48.003
3	1:16.405	+0.739	15:29:04.408
4	1:16.148	+0.482	15:30:20.556
5	1:18.213	+2.547	15:31:38.769
6	1:16.606	+0.940	15:32:55.375
7	1:16.921	+1.255	15:34:12.296
8	1:16.194	+0.528	15:35:28.490
9	1:18.199	+2.533	15:36:46.689
10	1:20.274	+4.608	15:38:06.963
11	1:19.241	+3.575	15:39:26.204
12	1:21.268	+5.602	15:40:47.472
13	1:18.192	+2.526	15:42:05.664

Lap	Lap Tm	Diff	Time of Day
(137) OTAVIO GIACOMETI			
1	1:17.291	+1.157	15:26:34.370
2	1:16.350	+0.216	15:27:50.720
3	1:16.236	+0.102	15:29:06.956

Lap	Lap Tm	Diff	Time of Day
4	1:16.251	+0.117	15:30:23.207
5	1:17.321	+1.187	15:31:40.528
6	1:16.134		15:32:56.662
7	1:18.210	+2.076	15:34:14.872
8	1:18.238	+2.104	15:35:33.110
9	1:22.746	+6.612	15:36:55.856
10	1:19.030	+2.896	15:38:14.886
11	1:21.759	+5.625	15:39:36.645
12	1:21.028	+4.894	15:40:57.673
13	1:18.734	+2.600	15:42:16.407

Lap	Lap Tm	Diff	Time of Day
(299) BRUNO SANTOS			
1	1:21.843	+5.649	15:26:38.215
2	1:18.489	+2.295	15:27:56.704
3	1:17.347	+1.153	15:29:14.051
4	1:17.649	+1.455	15:30:31.700
5	1:17.072	+0.878	15:31:48.772
6	1:18.829	+2.635	15:33:07.601
7	1:17.853	+1.659	15:34:25.454
8	1:20.407	+4.213	15:35:45.861
9	1:18.161	+1.967	15:37:04.022
10	1:17.059	+0.865	15:38:21.081
11	1:20.891	+4.697	15:39:41.972
12	1:18.918	+2.724	15:41:00.890
13	1:16.194		15:42:17.084

Lap	Lap Tm	Diff	Time of Day
(88) GABRIEL PARMEGGIANI			
1	1:19.053	+2.233	15:26:36.971
2	1:17.667	+0.847	15:27:54.638
3	1:18.086	+1.266	15:29:12.724
4	1:17.771	+0.951	15:30:30.495
5	1:16.820		15:31:47.315
6	1:18.459	+1.639	15:33:05.774
7	1:18.701	+1.881	15:34:24.475
8	1:19.353	+2.533	15:35:43.828
9	1:17.970	+1.150	15:37:01.798
10	1:18.600	+1.780	15:38:20.398
11	1:20.390	+3.570	15:39:40.788
12	1:19.124	+2.304	15:40:59.912
13	1:17.845	+1.025	15:42:17.757

Lap	Lap Tm	Diff	Time of Day
(440) ADALBERTO MACHADO			
1	1:21.935	+3.078	15:26:39.266
2	1:19.186	+0.329	15:27:58.452
3	1:18.857		15:29:17.309
4	1:19.125	+0.268	15:30:36.434
5	1:21.136	+2.279	15:31:57.570
6	1:22.130	+3.273	15:33:19.700
7	1:22.273	+3.416	15:34:41.973
8	1:27.363	+8.506	15:36:09.336
9	1:23.496	+4.639	15:37:32.832
10	1:27.613	+8.756	15:39:00.445
11	1:30.513	+11.656	15:40:30.958
12	1:33.804	+14.947	15:42:04.762

Lap	Lap Tm	Diff	Time of Day
(80) THIAGO SOARES			
1	1:21.562	+2.702	15:26:40.407
2	1:18.860		15:27:59.267
3	1:40.238	+21.378	15:29:39.505
4	1:22.198	+3.338	15:31:01.703
5	1:24.731	+5.871	15:32:26.434

Cronometragem: MARCOS A. MANCINI - Diretor de Prova: JOCEMIR ZAMBONI

Orbits





Prefeitura
Campos de Júlio



Semeando
desenvolvimento

1ª ETAPA
01 E 2 DE JUNHO
CAMPOS DE JÚLIO

MOTOCROSS LEMAMT - 1a Etapa

Classificado pela melhor volta

IMPORTADA INICIANTES

Campos de Júlio/MT 1,000 Km

Treino Cronometrado

02/06/2024 10:00

Qualificação iniciado em 9:47:50

POS	NUM	PILOTO	CATEGORIA	M. TEMPO	DIF LÍDER	MOTO	CIDADE	PATROCINADOR/EQUIPE
1	15	MATEUS VIEIRA	IMP INIC	1:13.566		KAWASAKI	JUARA	VIA AUTO SERVIC-ESTANCIA M6
2	711	JOSÉ LAURENTINO	IMP INIC	1:15.967	2.401	YAMAHA	SAPEZAL	SAN CALÇADOS
3	137	OTAVIO	IMP INIC	1:17.446	3.880	YAMAHA	CAMPO NOVO DO	
4	318	DANILO ASSUMPÇÃO	IMP INIC	1:17.740	4.174	KAWASAKI	VILHENA	DNL LAVAGENS
5	511	PIRULITO	IMP INIC	1:17.972	4.406	KTM	SAPEZAL	
6	34	MATEUS GIORDANI	IMP INIC	1:18.012	4.446	YAMAHA	LUCAS DO RIO VI	VIVEIRO SEMPRE VERDE-MAIS PRODUTOS PAI
7	989	ROGÉRIO NEPOMUCENO	IMP INIC	1:18.711	5.145	HONDA	ROLIM DE MOUR	ODONTO ARTE-DE ROLIM DE NOURA-JP MOTO
8	41	ALISSON JUNG	IMP INIC	1:19.325	5.759	YAMAHA	JUARA	KAE MOTOS
9	299	BRUNO SANTOS	IMP INIC	1:20.288	6.722	KAWASAKI	DIAMANTINO	TERRA AGRÍCOLA-MULTICAR-NEWTech-HOTE
10	28	RAFAEL HENRIQUE	IMP INIC	1:20.724	7.158	YAMAHA	VILHENA	ACADEMIA ATLÉTICA FITNESS
11	88	GABRIEL PARMEGGIANI	IMP INIC	1:20.877	7.311	KTM	CAMPOS DE JÚLIO	GRUPO PARMEGGIANI
12	94	DAVI ARAÚJO	IMP INIC	1:22.300	8.734	YAMAHA	COSQUISTA OESI	
13	80	THIAGO SOARES	IMP INIC	1:22.900	9.334	KAWASAKI	CAMPOS DE JÚLIO	CJ RACING-RESIAN LEONIRI
14	91	NIEDSON DA SILVA	IMP INIC	1:23.699	10.133	HONDA	DIAMANTINO	HIDRAULICA LEAL
15	96	RAFAEL ERON	IMP INIC	1:24.203	10.637	YAMAHA	VILHENA	
16	357	LUCAS PINGUIN	IMP INIC	1:25.838	12.272	KAWASAKI	LUCAS DO RIO VI	PINGUIM MOTOS-AYCAR AUTO CENTER-IDEAL
17	31	DONER DAL CASTEL	IMP INIC	1:27.682	14.116	KAWASAKI	ARAPUTANGA	
18	215	GUSTAVO BATISTELLO	IMP INIC	1:27.803	14.237	KAWASAKI	CAMPOS DE JÚLIO	BÉTEL SERVIÇOS AGRÍCOLAS
19	66	ITALO	IMP INIC	1:48.370	34.804	HONDA	CAMPO NOVO DO	

Cronometragem: MARCOS A. MANCINI - Diretor de Prova: JOCEMIR ZAMBONI

Orbits





Prefeitura
Campos de Júlio



Semeando
desenvolvimento

1ª ETAPA
01 E 2 DE JUNHO
CAMPOS DE JÚLIO

MOTOCROSS LEMAMT - 1a Etapa

IMPORTADA INICIANTES

Campos de Júlio/MT, 1,000 Km

Treino Cronometrado

02/06/2024 10:00

Qualificação iniciado em 9:47:50

Lap	Lap Tm	Diff	Time of Day
(15) MATEUS VIEIRA			
1	1:19.060	+5.494	9:50:32.493
2	1:20.187	+6.621	9:51:52.680
3	1:16.166	+2.600	9:53:08.846
4	1:13.566		9:54:22.412

Lap	Lap Tm	Diff	Time of Day
(71) JOSÉ LAURENTINO			
1	1:30.564	+14.597	9:51:11.539
2	1:16.442	+0.475	9:52:27.981
3	1:18.311	+2.344	9:53:46.292
4	1:15.967		9:55:02.259
5	1:21.591	+5.624	9:56:23.850
6	1:16.621	+0.654	9:57:40.471
7	1:39.613	+23.646	9:59:20.084

Lap	Lap Tm	Diff	Time of Day
(137) OTAVIO			
1	1:20.523	+3.077	9:51:07.072
2	1:43.572	+26.126	9:52:50.644
3	1:17.832	+0.386	9:54:08.476
4	1:17.988	+0.542	9:55:26.464
5	1:17.446		9:56:43.910

Lap	Lap Tm	Diff	Time of Day
(318) DANILO ASSUMPÇÃO			
1	1:22.677	+4.937	9:50:53.361
2	1:20.061	+2.321	9:52:13.422
3	1:18.748	+1.008	9:53:32.170
4	1:24.483	+6.743	9:54:56.653
5	1:18.081	+0.341	9:56:14.734
6	1:18.976	+1.236	9:57:33.710
7	1:17.740		9:58:51.450

Lap	Lap Tm	Diff	Time of Day
(511) PIRULITO			
1	1:39.445	+21.473	9:50:56.128
2	1:19.205	+1.233	9:52:15.333
3	1:17.972		9:53:33.305
4	1:19.424	+1.452	9:54:52.729
5	1:19.473	+1.501	9:56:12.202
6	1:18.606	+0.634	9:57:30.808
7	1:20.267	+2.295	9:58:51.075

Lap	Lap Tm	Diff	Time of Day
(34) MATEUS GIORDANI			
1	1:26.649	+8.637	9:50:51.840
2	1:18.158	+0.146	9:52:09.998
3	1:18.924	+0.912	9:53:28.922
4	1:51.958	+33.946	9:55:20.880
5	1:18.364	+0.352	9:56:39.244
6	1:18.012		9:57:57.256

Lap	Lap Tm	Diff	Time of Day
(989) ROGÉRIO NEPOMUCENO			
1	1:23.285	+4.574	9:50:16.824
2	1:21.910	+3.199	9:51:38.734
3	1:24.132	+5.421	9:53:02.866
4	3:07.964	+1:49.253	9:56:10.830
5	1:18.711		9:57:29.541
6	1:23.528	+4.817	9:58:53.069

Lap	Lap Tm	Diff	Time of Day
(41) ALISSON JUNG			
1	1:22.311	+2.986	9:50:31.766
2	1:20.246	+0.921	9:51:52.011
3	1:19.325		9:53:11.336
4	1:20.314	+0.989	9:54:31.650
5	4:34.572	+3:15.247	9:59:06.222

Lap	Lap Tm	Diff	Time of Day
(299) BRUNO SANTOS			
1	1:24.123	+3.835	9:51:01.610

Lap	Lap Tm	Diff	Time of Day
2	1:25.474	+5.186	9:52:27.084
3	1:22.315	+2.027	9:53:49.399
4	1:20.921	+0.633	9:55:10.320
5	1:20.288		9:56:30.608
6	2:27.991	+1:07.703	9:58:58.599

Lap	Lap Tm	Diff	Time of Day
(28) RAFAEL HENRIQUE			
1	1:29.096	+8.372	9:50:36.120
2	1:20.724		9:51:56.844
3	1:21.108	+0.384	9:53:17.952
4	1:38.196	+17.472	9:54:56.148
5	1:20.949	+0.225	9:56:17.097
6	1:21.170	+0.446	9:57:38.267
7	1:22.916	+2.192	9:59:01.183

Lap	Lap Tm	Diff	Time of Day
(88) GABRIEL PARMEGGIANI			
1	1:28.423	+7.546	9:50:58.504
2	1:22.415	+1.538	9:52:20.919
3	2:40.886	+1:20.009	9:55:01.805
4	1:20.877		9:56:22.682
5	1:22.251	+1.374	9:57:44.933
6	1:24.760	+3.883	9:59:09.693

Lap	Lap Tm	Diff	Time of Day
(94) DAVI ARAÚJO			
1	1:43.475	+21.175	9:50:59.590
2	1:22.700	+0.400	9:52:22.290
3	1:22.300		9:53:44.590
4	1:30.510	+8.210	9:55:15.100
5	1:26.682	+4.382	9:56:41.782
6	1:38.942	+16.642	9:58:20.724

Lap	Lap Tm	Diff	Time of Day
(80) THIAGO SOARES			
1	1:25.248	+2.348	9:50:27.074
2	1:40.454	+17.554	9:52:07.528
3	1:24.935	+2.035	9:53:32.463
4	1:24.365	+1.465	9:54:56.828
5	1:22.900		9:56:19.728
6	1:23.363	+0.463	9:57:43.091
7	1:44.540	+21.640	9:59:27.631

Lap	Lap Tm	Diff	Time of Day
(91) NIEDSON DA SILVA			
1	1:27.338	+3.639	9:51:01.075
2	1:24.393	+0.694	9:52:25.468
3	1:23.699		9:53:49.167
4	4:25.888	+3:02.189	9:58:15.055

Lap	Lap Tm	Diff	Time of Day
(96) RAFAEL ERON			
1	1:27.429	+3.226	9:50:29.646
2	1:26.123	+1.920	9:51:55.769
3	1:24.947	+0.744	9:53:20.716
4	1:26.531	+2.328	9:54:47.247
5	1:24.203		9:56:11.450
6	1:25.667	+1.464	9:57:37.117
7	1:25.251	+1.048	9:59:02.368

Lap	Lap Tm	Diff	Time of Day
(357) LUCAS PINGUIN			
1	1:37.746	+11.908	9:51:06.139
2	1:34.212	+8.374	9:52:40.351
3	1:31.407	+5.569	9:54:11.758
4	1:29.720	+3.882	9:55:41.478
5	1:25.838		9:57:07.316
6	1:29.025	+3.187	9:58:36.341

Lap	Lap Tm	Diff	Time of Day
(31) DONER DAL CASTEL			
1	1:29.337	+1.655	9:51:08.027
2	1:27.826	+0.144	9:52:35.853

Cronometragem: MARCOS A. MANCINI - Diretor de Prova: JOCEMIR ZAMBONI

Orbits



MOTOCROSS LEMAMT - 1a Etapa
Classificado por voltas

IMPORTADA INICIANTES

Campos de Júlio/MT 1,000 Km

Corrida

02/06/2024 14:30

Corrida iniciado em 13:57:26

POS	NUM	PILOTO	CATEGORIA	VOLTAS	DIF LÍDER	MOTO	CIDADE	PATROCINADOR/EQUIPE
1	15	MATEUS VIEIRA	IMP INIC	12		KAWASAKI	JUARA	VIA AUTO SERVIC-ESTANCIA M6
2	318	DANILO ASSUMPCÃO	IMP INIC	12	23.332	KAWASAKI	VILHENA	DNL LAVAGENS
3	711	JOSÉ LAURENTINO	IMP INIC	12	24.509	YAMAHA	SAPEZAL	SAN CALÇADOS
4	137	OTAVIO GIACOMETI	IMP INIC	12	59.626	YAMAHA	CAMPO NOVO DO PAF	
5	41	ALISSON JUNG	IMP INIC	12	1:01.832	YAMAHA	JUARA	KAE MOTOS
6	440	ADALBERTO MACHADO	IMP INIC	12	1:02.586	YAMAHA	VILHENA	POSTO DE MOLAS ROMA
7	34	MATEUS GIORDANI	IMP INIC	12	1:04.113	YAMAHA	LUCAS DO RIO VERDI	VIVEIRO SEMPRE VERDE-MAIS PRODUTOS PARA JARDINS
8	28	RAFAEL HENRIQUE	IMP INIC	12	1:08.389	YAMAHA	VILHENA	ACADEMIA ATLÉTICA FITNESS
9	511	PIRULITO	IMP INIC	12	1:08.977	KTM	SAPEZAL	
10	989	ROGÉRIO NEPOMUCEN	IMP INIC	12	1:09.665	HONDA	ROLIM DE MOURA	ODONTO ARTE DO ROLIM DE MOURA-JP MOTOS-POLAQUINH
11	88	GABRIEL PARMEGGIAN	IMP INIC	12	1:16.811	KTM	CAMPOS DE JÚLIO	GRUPO PARMEGGIANI
12	299	BRUNO SANTOS	IMP INIC	11	1 Volta	KAWASAKI	DIAMANTINO	TERRA AGRÍCOLA-MULTICAR-NEWTech-HOTELKAYABI
13	96	RAFAEL ERON	IMP INIC	10	2 Voltas	YAMAHA	VILHENA	
14	215	GUSTAVO BATISTELLO	IMP INIC	10	2 Voltas	KAWASAKI	CAMPOS DE JÚLIO	BÉTEL SERVIÇOS AGRÍCOLAS
15	31	DONER DAL CASTEL	IMP INIC	9	3 Voltas	KAWASAKI	ARAPUTANGA	
16	66	ITALO	IMP INIC	9	3 Voltas	HONDA	CAMPO NOVO DO PAF	
17	357	LUCAS PINGUIN	IMP INIC	8	4 Voltas	KAWASAKI	LUCAS DO RIO VERDI	PINGUIM MOTOS-AYCAR AUTO CENTER-IDEAL CALHAS

Não classificado (50% = 6 Voltas)

80	THIAGO SOARES	IMP INIC	5	7 Voltas	KAWASAKI	CAMPOS DE J-ULIO	CJ RACING-RESIAN LEONIRI
94	DAVI ARAÚJO	IMP INICI	2	10 Voltas	YAMAHA	COSQUISTA OESTE	
91	NIEDSON DA SILVA	IMP INIC		12 Voltas	HONDA	DIAMANTINO	HIDRAULICA LEAL

Margem da Vitoria
velocidade Media
Tempo Melhor volta
Melhor Veloc.
Melhor Volta por..

23.332

47,967

1:11.472

50,369

15 - MATEUS VIEIRA

Cronometragem: MARCOS A. MANCINI - Diretor de Prova: JOCEMIR ZAMBONI

Orbits

MOTOCROSS LEMAMT - 1a Etapa

IMPORTADA INICIANTES

Campos de Júlio/MT, 1,000 Km

Corrida

02/06/2024 14:30

Corrida iniciado em 13:57:26

Lap	Lap Tm	Diff	Time of Day
(15) MATEUS VIEIRA			
1	1:13.112	+1.640	13:59:06.667
2	1:12.308	+0.836	14:00:18.975
3	1:11.874	+0.402	14:01:30.849
4	1:12.945	+1.473	14:02:43.794
5	1:11.472		14:03:55.266
6	1:12.202	+0.730	14:05:07.468
7	1:13.407	+1.935	14:06:20.875
8	1:12.240	+0.768	14:07:33.115
9	1:13.215	+1.743	14:08:46.330
10	1:14.127	+2.655	14:10:00.457
11	1:12.579	+1.107	14:11:13.036
12	1:14.484	+3.012	14:12:27.520

Lap	Lap Tm	Diff	Time of Day
(318) DANIL0 ASSUMPCÃO			
1	1:14.099	+0.534	13:59:10.309
2	1:13.588	+0.023	14:00:23.897
3	1:15.728	+2.163	14:01:39.625
4	1:15.240	+1.675	14:02:54.865
5	1:14.089	+0.524	14:04:08.954
6	1:16.200	+2.635	14:05:25.154
7	1:15.937	+2.372	14:06:41.091
8	1:13.565		14:07:54.656
9	1:14.129	+0.564	14:09:08.785
10	1:13.628	+0.063	14:10:22.413
11	1:13.887	+0.322	14:11:36.300
12	1:14.552	+0.987	14:12:50.852

Lap	Lap Tm	Diff	Time of Day
(711) JOSÉ LAURENTINO			
1	1:14.481	+1.890	13:59:21.856
2	1:14.720	+2.129	14:00:36.576
3	1:15.423	+2.832	14:01:51.999
4	1:13.586	+0.995	14:03:05.585
5	1:14.660	+2.069	14:04:20.245
6	1:12.609	+0.018	14:05:32.854
7	1:13.731	+1.140	14:06:46.585
8	1:13.539	+0.948	14:08:00.124
9	1:12.591		14:09:12.715
10	1:13.666	+1.075	14:10:26.381
11	1:12.656	+0.065	14:11:39.037
12	1:12.992	+0.401	14:12:52.029

Lap	Lap Tm	Diff	Time of Day
(137) OTAVIO GIACOMETI			
1	1:17.517	+1.978	13:59:17.929
2	1:18.132	+2.593	14:00:36.061
3	1:16.564	+1.025	14:01:52.625
4	1:16.913	+1.374	14:03:09.538
5	1:21.583	+6.044	14:04:31.121
6	1:15.539		14:05:46.660
7	1:16.097	+0.558	14:07:02.757
8	1:16.009	+0.470	14:08:18.766
9	1:16.299	+0.760	14:09:35.065
10	1:16.892	+1.353	14:10:51.957
11	1:16.992	+1.453	14:12:08.949
12	1:18.197	+2.658	14:13:27.146

Lap	Lap Tm	Diff	Time of Day
(41) ALISSON JUNG			
1	1:17.651	+1.817	13:59:13.854
2	1:16.294	+0.460	14:00:30.148
3	1:15.834		14:01:45.982
4	1:17.568	+1.734	14:03:03.550
5	1:17.747	+1.913	14:04:21.297
6	1:17.753	+1.919	14:05:39.050
7	1:18.099	+2.265	14:06:57.149
8	1:17.361	+1.527	14:08:14.510

Lap	Lap Tm	Diff	Time of Day
9	1:18.813	+2.979	14:09:33.323
10	1:20.093	+4.259	14:10:53.416
11	1:17.873	+2.039	14:12:11.289
12	1:18.063	+2.229	14:13:29.352

Lap	Lap Tm	Diff	Time of Day
(440) ADALBERTO MACHADO			
1	1:17.906	+0.878	13:59:13.494
2	1:18.626	+1.598	14:00:32.120
3	1:17.530	+0.502	14:01:49.650
4	1:18.982	+1.954	14:03:08.632
5	1:17.402	+0.374	14:04:26.034
6	1:17.648	+0.620	14:05:43.682
7	1:17.276	+0.248	14:07:00.958
8	1:17.348	+0.320	14:08:18.306
9	1:17.028		14:09:35.334
10	1:19.336	+2.308	14:10:54.670
11	1:17.303	+0.275	14:12:11.973
12	1:18.133	+1.105	14:13:30.106

Lap	Lap Tm	Diff	Time of Day
(34) MATEUS GIORDANI			
1	1:19.558	+3.663	13:59:18.772
2	1:18.265	+2.370	14:00:37.037
3	1:16.732	+0.837	14:01:53.769
4	1:17.159	+1.264	14:03:10.928
5	1:18.070	+2.175	14:04:28.998
6	1:16.730	+0.835	14:05:45.728
7	1:17.433	+1.538	14:07:03.161
8	1:17.850	+1.955	14:08:21.011
9	1:19.489	+3.594	14:09:40.500
10	1:15.895		14:10:56.395
11	1:16.463	+0.568	14:12:12.858
12	1:18.775	+2.880	14:13:31.633

Lap	Lap Tm	Diff	Time of Day
(28) RAFAEL HENRIQUE			
1	1:18.839	+2.085	13:59:16.709
2	1:18.029	+1.275	14:00:34.738
3	1:17.100	+0.346	14:01:51.838
4	1:18.191	+1.437	14:03:10.029
5	1:17.919	+1.165	14:04:27.948
6	1:16.754		14:05:44.702
7	1:17.047	+0.293	14:07:01.749
8	1:18.495	+1.741	14:08:20.244
9	1:18.661	+1.907	14:09:38.905
10	1:19.101	+2.347	14:10:58.006
11	1:19.331	+2.577	14:12:17.337
12	1:18.572	+1.818	14:13:35.909

Lap	Lap Tm	Diff	Time of Day
(511) PIRULITO			
1	1:19.335	+3.129	13:59:20.193
2	1:18.000	+1.794	14:00:38.193
3	1:17.844	+1.638	14:01:56.037
4	1:16.206		14:03:12.243
5	1:17.618	+1.412	14:04:29.861
6	1:17.439	+1.233	14:05:47.300
7	1:16.233	+0.027	14:07:03.533
8	1:18.292	+2.086	14:08:21.825
9	1:19.437	+3.231	14:09:41.262
10	1:17.415	+1.209	14:10:58.677
11	1:19.274	+3.068	14:12:17.951
12	1:18.546	+2.340	14:13:36.497

Lap	Lap Tm	Diff	Time of Day
(989) ROGÉRIO NEPOMUCENO			
1	1:18.390	+1.737	13:59:21.639
2	1:18.379	+1.726	14:00:40.018
3	1:18.107	+1.454	14:01:58.125
4	1:17.982	+1.329	14:03:16.107

Lap	Lap Tm	Diff	Time of Day
5	1:18.578	+1.925	14:04:34.685
6	1:16.969	+0.316	14:05:51.654
7	1:16.653		14:07:08.307
8	1:17.712	+1.059	14:08:26.019
9	1:18.036	+1.383	14:09:44.055
10	1:18.780	+2.127	14:11:02.835
11	1:16.856	+0.203	14:12:19.691
12	1:17.494	+0.841	14:13:37.185

Lap	Lap Tm	Diff	Time of Day
(88) GABRIEL PARMEGGIANI			
1	1:18.639	+1.207	13:59:17.324
2	1:19.195	+1.763	14:00:36.519
3	1:20.586	+3.154	14:01:57.105
4	1:18.361	+0.929	14:03:15.466
5	1:18.801	+1.369	14:04:34.267
6	1:19.753	+2.321	14:05:54.020
7	1:18.519	+1.087	14:07:12.539
8	1:18.827	+1.395	14:08:31.366
9	1:17.432		14:09:48.798
10	1:17.832	+0.400	14:11:06.630
11	1:18.240	+0.808	14:12:24.870
12	1:19.461	+2.029	14:13:44.331

Lap	Lap Tm	Diff	Time of Day
(299) BRUNO SANTOS			
1	1:19.580	+3.461	13:59:22.598
2	1:16.119		14:00:38.717
3	1:18.830	+2.711	14:01:57.547
4	1:17.002	+0.883	14:03:14.549
5	1:17.948	+1.829	14:04:32.497
6	1:17.944	+1.825	14:05:50.441
7	1:20.572	+4.453	14:07:11.013
8	1:22.051	+5.932	14:08:33.064
9	1:20.787	+4.668	14:09:53.851
10	1:24.167	+8.048	14:11:18.018
11	1:22.014	+5.895	14:12:40.032

Lap	Lap Tm	Diff	Time of Day
(96) RAFAEL ERON			
1	1:21.420	+1.106	14:00:00.688
2	1:22.434	+2.120	14:01:23.122
3	1:22.103	+1.789	14:02:45.225
4	1:22.375	+2.061	14:04:07.600
5	1:20.314		14:05:27.914
6	1:23.495	+3.181	14:06:51.409
7	1:22.682	+2.368	14:08:14.091
8	1:25.156	+4.842	14:09:39.247
9	1:24.204	+3.890	14:11:03.451
10	1:33.129	+12.815	14:12:36.580

Lap	Lap Tm	Diff	Time of Day
(215) GUSTAVO BATISTELLO			
1	1:25.359	+2.218	13:59:56.320
2	1:23.980	+0.839	14:01:20.300
3	1:23.238	+0.097	14:02:43.538
4	1:23.141		14:04:06.679
5	1:26.073	+2.932	14:05:32.752
6	1:24.282	+1.141	14:06:57.034
7	1:30.486	+7.345	14:08:27.520
8	1:27.850	+4.709	14:09:55.370
9	1:30.809	+7.668	14:11:26.179
10	1:24.665	+1.524	14:12:50.844

Lap	Lap Tm	Diff	Time of Day
(31) DONER DAL CASTEL			
1	1:24.173		13:59:26.639
2	1:25.818	+1.645	14:00:52.457
3	1:26.993	+2.820	14:02:19.450
4	1:28.645	+4.472	14:03:48.095
5	1:32.276	+8.103	14:05:20.371



Prefeitura
Campos de Júlio



Semeando
desenvolvimento

1ª ETAPA
01 E 2 DE JUNHO
CAMPOS DE JÚLIO

MOTOCROSS LEMAMT - 1a Etapa

Classificado pela melhor volta

FEMININA

Campos de Júlio/MT 1,000 Km

Treino Cronometrado


02/06/2024 10:40

Qualificação iniciado em 10:18:28

POS	NUM	PILOTO	CATEGORIA	M. TEMPO	DIF LÍDER	MOTO	CIDADE	PATROCINADOR/EQUIPE
1	69	VANESSA BARRA	FEMININA	1:36.454		YAMAHA	JUARA	AUTO ESCOLA TAPURAH
2	21	BEATRIZ INGREDY	FEMININA	1:40.573	4.119	HONDA	SÃO MIGUEL DO	HORGAN TERRAPLANAGEM-TRATORIO-TOO
3	357	YASMIM PENHA	FEMININA	1:53.217	16.763	HONDA	TAPURAH	AYCAR AUTO CENTER
4	31	JAQUELINE DAL CASTEL	FEMININA	1:55.760	19.306	HONDA	ARAPUTANGA	FAZENDA SÃO MIGUEL-BARRACA SHOW

Cronometragem: MARCOS A. MANCINI - Diretor de Prova: JOCEMIR ZAMBONI

Orbits





Prefeitura
Campos de Júlio



Semeando
desenvolvimento

1ª ETAPA
01 E 2 DE JUNHO
CAMPOS DE JÚLIO

MOTOCROSS LEMAMT - 1a Etapa

FEMININA

Campos de Júlio/MT 1,000 Km

Treino Cronometrado

02/06/2024 10:40

Qualificação iniciado em 10:18:28

Lap Lap Tm Diff Time of Day

(69) VANESSA BARRA

Lap	Lap Tm	Diff	Time of Day
1	1:38.511	+2.057	10:21:07.839
2	1:38.787	+2.333	10:22:46.626
3	1:40.189	+3.735	10:24:26.815
4	2:52.203	+1:15.749	10:27:19.018
5	1:36.454		10:28:55.472

(21) BEATRIZ INGREDY

Lap	Lap Tm	Diff	Time of Day
1	1:45.148	+4.575	10:22:03.831
2	1:43.037	+2.464	10:23:46.868
3	1:51.140	+10.567	10:25:38.008
4	1:40.573		10:27:18.581
5	1:44.623	+4.050	10:29:03.204

(357) YASMIM PENHA

Lap	Lap Tm	Diff	Time of Day
1	1:58.039	+4.822	10:21:46.413
2	1:55.068	+1.851	10:23:41.481
3	1:57.936	+4.719	10:25:39.417
4	1:53.217		10:27:32.634
5	1:59.225	+6.008	10:29:31.859

(31) JAQUELINE DAL CASTEL

Lap	Lap Tm	Diff	Time of Day
1	1:57.569	+1.809	10:21:44.680
2	1:55.760		10:23:40.440
3	1:58.387	+2.627	10:25:38.827
4	1:59.522	+3.762	10:27:38.349

Lap Lap Tm Diff Time of Day

Lap Lap Tm Diff Time of Day

Cronometragem: MARCOS A. MANCINI - Diretor de Prova: JOCEMIR ZAMBONI

Orbits





Prefeitura
Campos de Júlio



Semeando
desenvolvimento

1ª ETAPA
01 E 2 DE JUNHO
CAMPOS DE JÚLIO

MOTOCROSS LEMAMT - 1a Etapa

Classificado por voltas

FEMININA

Campos de Júlio/MT 1,000 Km

Corrida

02/06/2024 15:30

Corrida iniciado em 15:01:58

POS	NUM	PILOTO	CATEGORIA	VOLTAS	DIF LÍDER	MOTO	CIDADE	PATROCINADOR/EQUIPE
1	69	VANESSA BARRA	FEMININA	7		YAMAHA	JUARA	AUTO ESCOLA TAPURAH
2	21	BEATRIZ INGREDY	FEMININA	7	17.544	HONDA	SÃO MIGUEL DO GUA	MORGAN TERRAPLANAGEM-TRATOR DICO-TORNEARIA VIO TO
3	357	YASMIM PENHA	FEMININA	7	1:19.401	HONDA	TAPURAH	AYCAR AUTO CENTER
4	31	JAQUELINE DAL CASTE	FEMININA	7	1:45.143	HONDA	ARAPUTANGA	FAZENDA SÃO MIGUEL-BARRACA SHOW

Margem da Vitoria

velocidade Media

Tempo Melhor volta

Melhor Veloc.

Melhor Volta por..

17.544

34,032


1:38.427

36,575

69 - VANESSA BARRA

Cronometragem: MARCOS A. MANCINI - Diretor de Prova: JOCEMIR ZAMBONI

Orbits





Prefeitura
Campos de Júlio



Semeando
desenvolvimento

1ª ETAPA
01 E 2 DE JUNHO
CAMPOS DE JÚLIO

MOTOCROSS LEMAMT - 1a Etapa

FEMININA

Campos de Júlio/MT 1,000 Km

Corrida

02/06/2024 15:30

Corrida iniciado em 15:01:58

Lap Lap Tm Diff Time of Day

(69) VANESSA BARRA

Lap	Lap Tm	Diff	Time of Day
1	1:40.308	+1.881	15:04:17.095
2	1:38.427		15:05:55.522
3	1:39.831	+1.404	15:07:35.353
4	1:39.019	+0.592	15:09:14.372
5	1:38.430	+0.003	15:10:52.802
6	1:39.180	+0.753	15:12:31.982
7	1:46.618	+8.191	15:14:18.600

(21) BEATRIZ INGREDY

Lap	Lap Tm	Diff	Time of Day
1	1:42.586	+1.399	15:04:16.518
2	1:41.187		15:05:57.705
3	1:42.510	+1.323	15:07:40.215
4	1:42.830	+1.643	15:09:23.045
5	1:42.618	+1.431	15:11:05.663
6	1:42.947	+1.760	15:12:48.610
7	1:47.534	+6.347	15:14:36.144

(357) YASMIM PENHA

Lap	Lap Tm	Diff	Time of Day
1	1:49.910	+1.496	15:04:26.895
2	1:48.414		15:06:15.309
3	1:48.962	+0.548	15:08:04.271
4	1:49.735	+1.321	15:09:54.006
5	1:51.094	+2.680	15:11:45.100
6	1:53.968	+5.554	15:13:39.068
7	1:58.933	+10.519	15:15:38.001

(31) JAQUELINE DAL CASTEL

Lap	Lap Tm	Diff	Time of Day
1	1:51.163		15:04:26.816
2	1:51.821	+0.658	15:06:18.637
3	1:55.522	+4.359	15:08:14.159
4	1:55.961	+4.798	15:10:10.120
5	1:57.501	+6.338	15:12:07.621
6	1:58.200	+7.037	15:14:05.821
7	1:57.922	+6.759	15:16:03.743

Cronometragem: MARCOS A. MANCINI - Diretor de Prova: JOCEMIR ZAMBONI

Orbits





Prefeitura
Campos de Júlio



Semeando
desenvolvimento

1ª ETAPA
01 E 2 DE JUNHO
CAMPOS DE JÚLIO

MOTOCROSS LEMAMT - 1a Etapa

Classificado pela melhor volta

50cc / 60cc

Campos de Júlio/MT 1,000 Km

Treino Cronometrado

02/06/2024 09:20

Qualificação iniciado em 9:16:26

POS	NUM	PILOTO	CATEGORIA	M. TEMPO	DIF LÍDER	MOTO	CIDADE	PATROCINADOR/EQUIPE
1	171	FRANCESCO MARIOTTI	65CC	1:09.941		KTM	CAMPOS DE JÚLIO	MARIOTTI PAIZÃO
2	712	JOÃO VITOR	65CC	1:12.658	2.717	KTM	CONQUISTA OES	
3	52	MATHEUS RIBEIRO	65CC	1:14.083	4.142	YAMAHA	LUCAS DO RIO VI	AMERICA RACING
4	20	LUCAS PIETRO	65CC	1:15.658	5.717	GASGAS	CAMPO NOVO DO	LP PINTURAS-SUL TINTAS-CS AUTO ELÉTRICA
5	146	MAURO DIAS	65CC	1:19.169	9.228	KAWASAKI	SÃO JOSÉ DO RIC	MADPRO-CARDOSO AUTOPEÇAS-MÃE TROCIN
6	722	OTÁVIO FERNANDO	50CC	1:21.442	11.501	KTM	SÃO JOSÉ DO RIC	POSTO DE MOLA ALVORADA-EDSON LAVA JATI
7	357	AYLLA PENHA	50CC	1:34.375	24.434	KTM	TAPURAH	AYCAR CENTRO AUTOMOTIVO-POSTO TIBIRIS
8	24	VINÍCIUS GERHARDT	65CC	1:34.730	24.789	KAWASAKI	CAMPO NOVO DO	ALEMÃO RACING
9	816	LUIZA MARTINS	50CC	1:40.039	30.098	GASGAS	SAPEZAL	STUDIO FABRICIA MARTINS
10	52	PEDRO RIBEIRO	50CC	1:56.259	46.318	KTM	LUCAS DO RIO VI	AMERICA RACING

Cronometragem: MARCOS A. MANCINI - Diretor de Prova: JOCEMIR ZAMBONI

Orbits





Prefeitura
Campos de Júlio



Semeando
desenvolvimento

1ª ETAPA
01 E 2 DE JUNHO
CAMPOS DE JÚLIO

MOTOCROSS LEMAMT - 1a Etapa

50cc / 60cc

Campos de Júlio/MT 1,000 Km

Treino Cronometrado

02/06/2024 09:20

Qualificação iniciado em 9:16:26

Lap	Lap Tm	Diff	Time of Day
(171) FRANCESCO MARIOTTI			
1	1:12.030	+2.089	9:18:32.427
2	1:12.493	+2.552	9:19:44.920
3	1:09.941		9:20:54.861
4	1:10.759	+0.818	9:22:05.620
5	1:15.779	+5.838	9:23:21.399
6	1:11.158	+1.217	9:24:32.557
7	1:14.853	+4.912	9:25:47.410

Lap	Lap Tm	Diff	Time of Day
(712) JOÃO VITOR			
1	1:16.378	+3.720	9:18:46.605
2	1:15.447	+2.789	9:20:02.052
3	1:13.978	+1.320	9:21:16.030
4	1:12.658		9:22:28.688
5	1:49.735	+37.077	9:24:18.423
6	1:52.462	+39.804	9:26:10.885

Lap	Lap Tm	Diff	Time of Day
(52) MATHEUS RIBEIRO			
1	1:15.696	+1.613	9:18:57.121
2	1:14.976	+0.893	9:20:12.097
3	1:14.083		9:21:26.180
4	1:15.299	+1.216	9:22:41.479
5	1:15.247	+1.164	9:23:56.726
6	1:16.171	+2.088	9:25:12.897
7	1:15.215	+1.132	9:26:28.112

Lap	Lap Tm	Diff	Time of Day
(20) LUCAS PIETRO			
1	1:21.909	+6.251	9:18:58.401
2	1:23.109	+7.451	9:20:21.510
3	1:38.773	+23.115	9:22:00.283
4	1:21.558	+5.900	9:23:21.841
5	1:15.658		9:24:37.499
6	1:48.556	+32.898	9:26:26.055

Lap	Lap Tm	Diff	Time of Day
(146) MAURO DIAS			
1	1:22.584	+3.415	9:19:12.476
2	1:20.716	+1.547	9:20:33.192
3	1:49.031	+29.862	9:22:22.223
4	1:19.169		9:23:41.392
5	1:21.245	+2.076	9:25:02.637
6	1:20.789	+1.620	9:26:23.426

Lap	Lap Tm	Diff	Time of Day
(722) OTÁVIO FERNANDO			
1	1:23.501	+2.059	9:18:51.020
2	1:22.612	+1.170	9:20:13.632
3	1:21.442		9:21:35.074

Lap	Lap Tm	Diff	Time of Day
(357) AYLLA PENHA			
1	1:51.681	+17.306	9:19:40.295
2	1:36.862	+2.487	9:21:17.157
3	1:34.375		9:22:51.532
4	1:37.166	+2.791	9:24:28.698
5	1:43.815	+9.440	9:26:12.513

Lap	Lap Tm	Diff	Time of Day
(24) VINÍCIUS GERHARDT			
1	4:00.944	+2:26.214	9:21:48.492
2	1:34.730		9:23:23.222
3	2:37.677	+1:02.947	9:26:00.899

Lap	Lap Tm	Diff	Time of Day
(816) LUIZA MARTINS			
1	3:27.459	+1:47.420	9:21:29.350
2	1:41.580	+1.541	9:23:10.930
3	1:40.039		9:24:50.969
4	1:41.884	+1.845	9:26:32.853

Lap	Lap Tm	Diff	Time of Day
(52) PEDRO RIBEIRO			
1	2:08.425	+12.166	9:20:44.987
2	1:56.259		9:22:41.246
3	3:31.515	+1:35.256	9:26:12.761

Lap	Lap Tm	Diff	Time of Day
-----	--------	------	-------------

Cronometragem: MARCOS A. MANCINI - Diretor de Prova: JOCEMIR ZAMBONI

Orbits





Prefeitura
Campos de Júlio



Semeando
desenvolvimento

1ª ETAPA
01 E 2 DE JUNHO
CAMPOS DE JÚLIO

MOTOCROSS LEMAMT - 1a Etapa

Classificado por voltas

50cc / 60cc

Campos de Júlio/MT 1,000 Km

Corrida

02/06/2024 13:00

Corrida iniciado em 11:46:13

POS	NUM	PILOTO	CATEGORIA	VOLTAS	DIF LÍDER	MOTO	CIDADE	PATROCINADOR/EQUIPE
1	171	FRANCESCO MARIOTTI	65CC	8		KTM	CAMPOS DE JÚLIO	MARIOTTI PAIZÃO
2	712	JOÃO VITOR	65CC	8	0.957	KTM	CONQUISTA OESTE	
3	52	MATHEUS RIBEIRO	65CC	8	23.372	YAMAHA	LUCAS DO RIO VERDI	AMERICA RACING
4	20	LUCAS PIETRO	65CC	8	26.097	GASGAS	CAMPO NOVO DO PAF	LP PINTURAS-SUL TINTAS-CS AUTO ELÉTRICA-STUDIO LILIA
5	146	MAURO DIAS	65CC	8	1:10.212	KAWASAKI	SÃO JOSÉ DO RIO CL	MADPRO-CARDOSO AUTOPEÇAS-MÃE TROCINIO
6	24	VINÍCIUS GERHARDT	65CC	7	1 Volta	KAWASAKI	CAMPO NOVO DO PAF	ALEMÃO RACING
7	357	AYLLA PENHA	50CC	6	2 Voltas	KTM	TAPURAH	AYCAR CENTRO AUTOMOTIVO-POSTO TIBIRISSA-AUTO MOT
8	511	OTÁVIO FERNANDO	50CC/65CC	6	2 Voltas	KTM	SÃO JOSÉ DO RIO CL	POSTO DE MOLA ALVORADA-EDSON LAVA JATO
9	52	PEDRO RIBEIRO	50CC	1	7 Voltas	KTM	LUCAS DO RIO VERDI	AMERICA RACING

Margem da Vitoria

velocidade Media

Tempo Melhor volta

Melhor Veloc.

Melhor Volta por..

0.957

51,311


1:03.227

56,938

171 - FRANCESCO MARIOTTI

Cronometragem: MARCOS A. MANCINI - Diretor de Prova: JOCEMIR ZAMBONI

Orbits





Prefeitura
Campos de Júlio



Semeando
desenvolvimento

1ª ETAPA
01 E 2 DE JUNHO
CAMPOS DE JÚLIO

MOTOCROSS LEMAMT - 1a Etapa

50cc / 60cc

Campos de Júlio/MT 1,000 Km

Corrida

02/06/2024 13:00

Corrida iniciado em 11:46:13

Lap Lap Tm Diff Time of Day

(171) FRANCESCO MARIOTTI

Lap	Lap Tm	Diff	Time of Day
1	1:05.148	+1.921	11:47:56.540
2	1:05.582	+2.355	11:49:02.122
3	1:06.555	+3.328	11:50:08.677
4	1:03.227		11:51:11.904
5	1:04.562	+1.335	11:52:16.466
6	1:05.052	+1.825	11:53:21.518
7	1:06.052	+2.825	11:54:27.570
8	1:07.306	+4.079	11:55:34.876

(712) JOÃO VITOR

Lap	Lap Tm	Diff	Time of Day
1	1:08.631	+4.886	11:48:00.051
2	1:06.361	+2.616	11:49:06.412
3	1:05.167	+1.422	11:50:11.579
4	1:04.838	+1.093	11:51:16.417
5	1:05.541	+1.796	11:52:21.958
6	1:04.307	+0.562	11:53:26.265
7	1:05.823	+2.078	11:54:32.088
8	1:03.745		11:55:35.833

(52) MATHEUS RIBEIRO

Lap	Lap Tm	Diff	Time of Day
1	1:08.840	+5.042	11:47:59.700
2	1:07.810	+4.012	11:49:07.510
3	1:06.063	+2.265	11:50:13.573
4	1:05.405	+1.607	11:51:18.978
5	1:04.200	+0.402	11:52:23.178
6	1:03.798		11:53:26.976
7	1:24.178	+20.380	11:54:51.154
8	1:07.094	+3.296	11:55:58.248

(20) LUCAS PIETRO

Lap	Lap Tm	Diff	Time of Day
1	1:10.571	+5.920	11:48:04.947
2	1:08.532	+3.881	11:49:13.479
3	1:08.470	+3.819	11:50:21.949
4	1:10.218	+5.567	11:51:32.167
5	1:08.131	+3.480	11:52:40.298
6	1:09.582	+4.931	11:53:49.880
7	1:06.442	+1.791	11:54:56.322
8	1:04.651		11:56:00.973

(146) MAURO DIAS

Lap	Lap Tm	Diff	Time of Day
1	1:12.243		11:48:07.556
2	1:13.016	+0.773	11:49:20.572
3	1:14.608	+2.365	11:50:35.180
4	1:13.701	+1.458	11:51:48.881
5	1:14.313	+2.070	11:53:03.194
6	1:12.751	+0.508	11:54:15.945
7	1:14.754	+2.511	11:55:30.699
8	1:14.389	+2.146	11:56:45.088

(24) VINÍCIUS GERHARDT

Lap	Lap Tm	Diff	Time of Day
1	1:23.855	+5.365	11:48:23.739
2	1:22.425	+3.935	11:49:46.164
3	1:20.322	+1.832	11:51:06.486
4	1:18.490		11:52:24.976
5	1:20.203	+1.713	11:53:45.179
6	1:21.473	+2.983	11:55:06.652
7	1:22.481	+3.991	11:56:29.133

(357) AYLLA PENHA

Lap	Lap Tm	Diff	Time of Day
1	1:28.423	+4.344	11:48:33.234
2	1:26.280	+2.201	11:49:59.514
3	1:26.639	+2.560	11:51:26.153
4	1:24.603	+0.524	11:52:50.756
5	1:24.277	+0.198	11:54:15.033

Lap Lap Tm Diff Time of Day

6 1:24.079 11:55:39.112

(511) OTÁVIO FERNANDO

Lap	Lap Tm	Diff	Time of Day
1	1:33.726	+5.074	11:48:48.552
2	1:28.652		11:50:17.204
3	1:28.934	+0.282	11:51:46.138
4	1:28.665	+0.013	11:53:14.803
5	1:30.324	+1.672	11:54:45.127
6	1:32.433	+3.781	11:56:17.560

(52) PEDRO RIBEIRO

1 4:32.816 11:51:35.819

Lap Lap Tm Diff Time of Day

Cronometragem: MARCOS A. MANCINI - Diretor de Prova: JOCEMIR ZAMBONI

Orbits



MOTOCROSS LEMAMT - 1a Etapa

IMPORTADA MX ELITE

Campos de Júlio/MT, 1,000 Km

Corrida

02/06/2024 17:00

Corrida iniciado em 16:38:37

Lap	Lap Tm	Diff	Time of Day
(41) ALISSON JUNG			
1	1:20.401	+1.215	16:40:31.254
2	1:19.299	+0.113	16:41:50.553
3	1:19.186		16:43:09.739
4	1:20.818	+1.632	16:44:30.557
5	1:21.444	+2.258	16:45:52.001
6	1:22.372	+3.186	16:47:14.373
7	1:24.898	+5.712	16:48:39.271
8	1:27.118	+7.932	16:50:06.389
9	1:22.541	+3.355	16:51:28.930
10	1:25.171	+5.985	16:52:54.101
11	1:23.795	+4.609	16:54:17.896
12	1:22.423	+3.237	16:55:40.319

Lap	Lap Tm	Diff	Time of Day
(88) GABRIEL PARMEGGIANI			
1	1:24.903	+4.641	16:40:37.145
2	1:25.684	+5.422	16:42:02.829
3	1:20.734	+0.472	16:43:23.563
4	1:20.262		16:44:43.825
5	1:21.445	+1.183	16:46:05.270
6	1:22.823	+2.561	16:47:28.093
7	1:21.871	+1.609	16:48:49.964
8	1:22.642	+2.380	16:50:12.606
9	1:22.417	+2.155	16:51:35.023
10	1:21.957	+1.695	16:52:56.980
11	1:21.211	+0.949	16:54:18.191
12	1:22.306	+2.044	16:55:40.497

Lap	Lap Tm	Diff	Time of Day
(146) EDIO RIBEIRO			
1	1:26.825	+1.967	16:40:36.646
2	1:25.797	+0.939	16:42:02.443
3	1:24.858		16:43:27.301
4	1:28.813	+3.955	16:44:56.114
5	1:27.104	+2.246	16:46:23.218
6	1:26.527	+1.669	16:47:49.745
7	1:33.264	+8.406	16:49:23.009
8	1:26.422	+1.564	16:50:49.431
9	1:30.703	+5.845	16:52:20.134
10	1:28.153	+3.295	16:53:48.287
11	1:25.744	+0.886	16:55:14.031

Lap	Lap Tm	Diff	Time of Day
(22) JOSE VAGNER			
1	1:24.640	+1.876	16:40:38.562
2	1:27.658	+4.894	16:42:06.220
3	1:22.764		16:43:28.984
4	1:27.040	+4.276	16:44:56.024
5	1:27.951	+5.187	16:46:23.975
6	1:31.375	+8.611	16:47:55.350
7	1:29.020	+6.256	16:49:24.370
8	1:25.475	+2.711	16:50:49.845
9	1:34.248	+11.484	16:52:24.093
10	1:24.638	+1.874	16:53:48.731
11	1:29.704	+6.940	16:55:18.435

Lap	Lap Tm	Diff	Time of Day
(137) OTAVIO GIACOMETTI			
1	1:19.521	+2.245	16:40:30.122
2	1:17.276		16:41:47.398
3	1:18.347	+1.071	16:43:05.745
4	1:19.764	+2.488	16:44:25.509
5	1:18.208	+0.932	16:45:43.717
6	1:17.815	+0.539	16:47:01.532
7	1:19.374	+2.098	16:48:20.906
8	1:19.878	+2.602	16:49:40.784
9	1:19.372	+2.096	16:51:00.156
10	1:18.830	+1.554	16:52:18.986

Lap	Lap Tm	Diff	Time of Day
(215) GUSTAVO BATISTELLO			
1	1:26.316	+3.484	16:40:43.901
2	1:25.406	+2.574	16:42:09.307
3	1:22.832		16:43:32.139
4	1:25.396	+2.564	16:44:57.535
5	1:32.686	+9.854	16:46:30.221

Lap	Lap Tm	Diff	Time of Day
-----	--------	------	-------------