



1ª ETAPA  
2024  
27/28 ABRIL  
CACOAL



## MX RONDÔNIA - 1a Etapa

## Classificado por voltas

IMPORTADA INICIANTE

Cacoal/RO 1,100 Km

Corrida

28/04/2024 11:30

Corrida iniciado em 11:18:29

POS	NUM	PILOTO	CATEGORIA	VOLTAS	DIF LÍDER	MOTO	CIDADE	PATROCINADOR/EQUIPE
1	406	WILIAM OLIVEIRA	IMP INIC	9		YAMAHA	CACOAL	
2	989	ROGÉRIO NEPOMUCEN	IMP INIC	9	11.159	HONDA	ROLIM DE MOURA	TEXAS RM-JP MOTOS-D O D ONTO ARTE-DB ROLIM DE MOURA-J
3	427	RAFAEL HENRIQUE	IMP INIC	9	37.597	YAMAHA	VILHENA	ACADEMIA ATLETICA FITNESS
4	82	PEDRO HENRIQUE	IMP INIC	9	56.022	HONDA	ARIQUEMES	NK RACING TEAM
5	33	SIDNEI VIEIRA	IMP INIC	8	1 Volta	HONDA	ARIQUEMES	VOLMAQ
6	179	GABRIEL HORT	IMP INIC	8	1 Volta	YAMAHA	CEREJEIRAS	
7	574	ITAMAR PIERINI	IMP INIC	8	1 Volta	YAMAHA	VILHENA	
8	110	JEFERSON ARAUJO	IMP INIC	8	1 Volta	YAMAHA	ARIQUEMES	NK RACING-HS DIESEL-MUSTELO STORE-BOI NAO PARA-CEN
9	2	LEOMAR ALVES	IMP INIC	8	1 Volta	HONDA	PORTO VELHO	
10	278	LUCAS STORCK	IMP INIC	8	1 Volta	HONDA	SANTA LUZIA	
11	31	JOÃO HELI	IMP INIC	8	1 Volta	HONDA	ALTO PARAÍSO	CURICO PREPARAÇÃO-FAZENDA OURO VERDE 1
12	29	THIAGO BOIADEIRO	IMP INIC	7	2 Voltas	YAMAHA	ARIQUEMES	BOINAOPARA AGRONEGÓCIO
13	217	JONAS NETO	IMP INIC	7	2 Voltas	HUSQVARNA	ARIQUEMES	NK RACING-CENTRAL TRANSPORTE-CRIATIVA COMUNICAÇÃO
14	157	BADECO	IMP INIC	7	2 Voltas	HONDA	JI-PARANAÁ	
15	10	NIDEVAL AMARAL	IMP INIC	7	2 Voltas	HONDA	JI-PARANÁ	
16	55	VITOR HUGO	IMP INIC	7	2 Voltas	KAWASAKI	PRESIDETE MEDICE	VIDRAÇARIA E MARMOARIA 1LINHA
17	412	DIEGO RAMIRES	IMP INIC	7	2 Voltas	KAWASAKI	ARIQUEMES	NK RACING-BOI NAO PARA-PIMENTEL-HS DIESEL-M2 CENTRI
18	764	KAIO SILVA	IMP INIC	7	2 Voltas	YAMAHA	ARIQUEMES	MARPLEN MAT P/ CONSTRUÇÃO-MAFFINI MOTORS-CERÂMICA
19	221	PEDRO HENRIQUE	IMP INIC	6	3 Voltas	GASGAS	NOVA MUTUM	
20	234	CLAUDEMIR CARDOSO	IMP INIC	6	3 Voltas	KAWASAKI	JI-PARANÁ	MX CONSTRUTORA-ENZO EMPREDIMENTOS
21	17	ALAN ALVES	IMP INIC	5	4 Voltas	YAMAHA	COLORADO DO OEST	NOUSBIKE CICLISMO INDOOR
22	762	WESLEY SANTOS	IMP INIC	4	5 Voltas	KAWASAKI	URUPÁ	LATICINIOS TOYA-TEC AUTOMAÇÃO

### Não classificado (50% = 4 Voltas)

393	MARCELO	IMP INIC	3	6 Voltas	YAMAHA	PORTO VELHO	
216	FELYPE ROSA	IMP INIC	2	7 Voltas	HUSQVARNA	CEREJEIRAS	
23	VITOR REIS	IMP INIC		9 Voltas	SUZUKI	ARIQUEMES	VADINHO DO JET SKI-DRA VIVIANE PEDRAÇA-FOFOCA TEAM

Margem da Vitoria

velocidade Media

Tempo Melhor volta

Melhor Veloc.

Melhor Volta por..

11.159

39,846


1:19.393

49,878

406 - WILIAM OLIVEIRA

Cronometragem: MARCOS A. MANCINI - Diretor de Prova: EVERTON TCHURMA

Orbits



MX RONDÔNIA - 1a Etapa

IMPORTADA INICIANTE

Cacoal/RO 1,100 Km

Corrida

28/04/2024 11:30

Corrida iniciado em 11:18:29

Lap	Lap Tm	Diff	Time of Day
<b>(406) WILIAM OLIVEIRA</b>			
1	1:19.634	+0.241	11:21:14.750
2	1:19.588	+0.195	11:22:34.338
3	<b>1:19.393</b>		11:23:53.731
4	1:20.046	+0.653	11:25:13.777
5	1:20.345	+0.952	11:26:34.122
6	1:22.056	+2.663	11:27:56.178
7	1:22.266	+2.873	11:29:18.444
8	1:23.624	+4.231	11:30:42.068
9	2:41.909	+1:22.516	11:33:23.977

Lap	Lap Tm	Diff	Time of Day
<b>(989) ROGÉRIO NEPOMUCENO</b>			
1	<b>1:20.336</b>		11:21:13.984
2	1:20.898	+0.562	11:22:34.882
3	1:20.599	+0.263	11:23:55.481
4	1:20.815	+0.479	11:25:16.296
5	1:24.435	+4.099	11:26:40.731
6	1:24.532	+4.196	11:28:05.263
7	1:21.980	+1.644	11:29:27.243
8	1:21.626	+1.290	11:30:48.869
9	2:46.267	+1:25.931	11:33:35.136

Lap	Lap Tm	Diff	Time of Day
<b>(427) RAFAEL HENRIQUE</b>			
1	1:22.202	+1.385	11:21:22.805
2	<b>1:20.817</b>		11:22:43.622
3	1:22.853	+2.036	11:24:06.475
4	1:24.044	+3.227	11:25:30.519
5	1:23.129	+2.312	11:26:53.648
6	1:26.274	+5.457	11:28:19.922
7	1:24.462	+3.645	11:29:44.384
8	1:26.676	+5.859	11:31:11.060
9	2:50.514	+1:29.697	11:34:01.574

Lap	Lap Tm	Diff	Time of Day
<b>(82) PEDRO HENRIQUE</b>			
1	1:25.046	+0.627	11:21:22.173
2	1:25.701	+1.282	11:22:47.874
3	1:25.159	+0.740	11:24:13.033
4	<b>1:24.419</b>		11:25:37.452
5	1:25.227	+0.808	11:27:02.679
6	1:24.996	+0.577	11:28:27.675
7	1:27.021	+2.602	11:29:54.696
8	1:27.998	+3.579	11:31:22.694
9	2:57.305	+1:32.886	11:34:19.999

Lap	Lap Tm	Diff	Time of Day
<b>(33) SIDNEI VIEIRA</b>			
1	1:26.907	+1.629	11:21:31.074
2	1:29.593	+4.315	11:23:00.667
3	<b>1:25.278</b>		11:24:25.945
4	1:25.372	+0.094	11:25:51.317
5	1:25.907	+0.629	11:27:17.224
6	1:26.606	+1.328	11:28:43.830
7	1:27.498	+2.220	11:30:11.328
8	1:25.697	+0.419	11:31:37.025

Lap	Lap Tm	Diff	Time of Day
<b>(179) GABRIEL HORT</b>			
1	1:26.286	+1.071	11:21:24.496
2	<b>1:25.215</b>		11:22:49.711
3	1:25.335	+0.120	11:24:15.046
4	1:26.272	+1.057	11:25:41.318
5	1:27.161	+1.946	11:27:08.479
6	1:27.152	+1.937	11:28:35.631
7	1:28.456	+3.241	11:30:04.087
8	1:28.826	+3.611	11:31:32.913

Lap	Lap Tm	Diff	Time of Day
<b>(574) ITAMAR PIERINI</b>			

Lap	Lap Tm	Diff	Time of Day
1	1:29.172	+3.329	11:21:34.978
2	1:28.096	+2.253	11:23:03.074
3	<b>1:25.843</b>		11:24:28.917
4	1:27.382	+1.539	11:25:56.299
5	1:26.337	+0.494	11:27:22.636
6	1:26.557	+0.714	11:28:49.193
7	1:28.347	+2.504	11:30:17.540
8	2:55.142	+1:29.299	11:33:12.682

Lap	Lap Tm	Diff	Time of Day
<b>(110) JEFERSON ARAUJO</b>			
1	1:26.796	+0.161	11:21:30.151
2	1:29.259	+2.624	11:22:59.410
3	1:28.852	+2.217	11:24:28.262
4	1:29.067	+2.432	11:25:57.329
5	1:29.657	+3.022	11:27:26.986
6	1:28.226	+1.591	11:28:55.212
7	<b>1:26.635</b>		11:30:21.847
8	3:02.561	+1:35.926	11:33:24.408

Lap	Lap Tm	Diff	Time of Day
<b>(2) LEOMAR ALVES</b>			
1	1:25.947	+0.598	11:21:34.470
2	1:26.464	+1.115	11:23:00.934
3	1:39.872	+14.523	11:24:40.806
4	1:27.191	+1.842	11:26:07.997
5	<b>1:25.349</b>		11:27:33.346
6	1:25.948	+0.599	11:28:59.294
7	1:26.945	+1.596	11:30:26.239
8	2:58.900	+1:33.551	11:33:25.139

Lap	Lap Tm	Diff	Time of Day
<b>(278) LUCAS STORCK</b>			
1	1:31.341	+2.457	11:21:36.645
2	1:29.579	+0.695	11:23:06.224
3	<b>1:28.884</b>		11:24:35.108
4	1:29.218	+0.334	11:26:04.326
5	1:30.036	+1.152	11:27:34.362
6	1:29.788	+0.904	11:29:04.150
7	1:28.908	+0.024	11:30:33.058
8	2:58.745	+1:29.861	11:33:31.803

Lap	Lap Tm	Diff	Time of Day
<b>(31) JOÃO HELI</b>			
1	1:29.377	+3.815	11:21:46.238
2	1:30.855	+5.293	11:23:17.093
3	1:27.368	+1.806	11:24:44.461
4	<b>1:25.562</b>		11:26:10.023
5	1:36.266	+10.704	11:27:46.289
6	1:25.617	+0.055	11:29:11.906
7	1:27.145	+1.583	11:30:39.051
8	2:57.481	+1:31.919	11:33:36.532

Lap	Lap Tm	Diff	Time of Day
<b>(29) THIAGO BOIADEIRO</b>			
1	1:28.686	+2.487	11:21:37.669
2	1:30.719	+4.520	11:23:08.388
3	1:27.769	+1.570	11:24:36.157
4	1:26.494	+0.295	11:26:02.651
5	1:27.550	+1.351	11:27:30.201
6	<b>1:26.199</b>		11:28:56.400
7	1:27.492	+1.293	11:30:23.892

Lap	Lap Tm	Diff	Time of Day
<b>(217) JONAS NETO</b>			
1	1:32.769	+2.102	11:21:48.126
2	1:32.540	+1.873	11:23:20.666
3	<b>1:30.667</b>		11:24:51.333
4	1:33.358	+2.691	11:26:24.691
5	1:35.296	+4.629	11:27:59.987
6	1:34.400	+3.733	11:29:34.387
7	1:35.678	+5.011	11:31:10.065

Lap	Lap Tm	Diff	Time of Day
<b>(157) BADECO</b>			
1	1:36.026	+4.783	11:21:52.211
2	1:34.096	+2.853	11:23:26.307
3	<b>1:31.243</b>		11:24:57.550
4	1:33.718	+2.475	11:26:31.268
5	1:37.001	+5.758	11:28:08.269
6	1:33.200	+1.957	11:29:41.469
7	1:32.644	+1.401	11:31:14.113

Lap	Lap Tm	Diff	Time of Day
<b>(10) NIDEVAL AMARAL</b>			
1	1:37.864	+6.670	11:21:55.190
2	1:33.429	+2.235	11:23:28.619
3	<b>1:31.194</b>		11:24:59.813
4	1:33.326	+2.132	11:26:33.139
5	1:33.506	+2.312	11:28:06.645
6	1:32.738	+1.544	11:29:39.383
7	1:36.381	+5.187	11:31:15.764

Lap	Lap Tm	Diff	Time of Day
<b>(55) VITOR HUGO</b>			
1	1:37.150	+0.588	11:21:55.727
2	1:38.423	+1.861	11:23:34.150
3	<b>1:36.562</b>		11:25:10.712
4	1:39.078	+2.516	11:26:49.790
5	1:41.200	+4.638	11:28:30.990
6	1:39.582	+3.020	11:30:10.572
7	3:12.928	+1:36.366	11:33:23.500

Lap	Lap Tm	Diff	Time of Day
<b>(412) DIEGO RAMIRES</b>			
1	<b>1:28.248</b>		11:21:29.419
2	2:22.064	+53.816	11:23:51.483
3	1:32.499	+4.251	11:25:23.982
4	1:33.957	+5.709	11:26:57.939
5	1:36.318	+8.070	11:28:34.257
6	1:36.766	+8.518	11:30:11.023
7	3:23.218	+1:54.970	11:33:34.241

Lap	Lap Tm	Diff	Time of Day
<b>(764) KAIO SILVA</b>			
1	1:32.819	+0.650	11:22:02.237
2	<b>1:32.169</b>		11:23:34.406
3	1:36.910	+4.741	11:25:11.316
4	1:38.592	+6.423	11:26:49.908
5	1:48.541	+16.372	11:28:38.449
6	1:51.044	+18.875	11:30:29.493
7	3:25.703	+1:53.534	11:33:55.196

Lap	Lap Tm	Diff	Time of Day
<b>(221) PEDRO HENRIQUE</b>			
1	1:31.449	+3.872	11:21:41.274
2	1:29.590	+2.013	11:23:10.864
3	<b>1:27.577</b>		11:24:38.441
4	1:28.390	+0.813	11:26:06.831
5	1:28.253	+0.676	11:27:35.084
6	1:30.667	+3.090	11:29:05.751

Lap	Lap Tm	Diff	Time of Day
<b>(234) CLAUDEMIR CARDOSO</b>			
1	<b>1:35.135</b>		11:21:49.971
2	1:39.754	+4.619	11:23:29.725
3	1:35.704	+0.569	11:25:05.429
4	1:39.124	+3.989	11:26:44.553
5	1:40.400	+5.265	11:28:24.953
6	1:42.657	+7.522	11:30:07.610

Lap	Lap Tm	Diff	Time of Day
<b>(17) ALAN ALVES</b>			
1	<b>1:26.304</b>		11:21:28.915
2	1:28.957	+2.653	11:22:57.872
3	1:27.577	+1.273	11:24:25.449



1ª ETAPA  
2024  
27/28 ABRIL  
CACOAL



MX RONDÔNIA - 1a Etapa


IMPORTADA INICIANTE

Cacoal/RO 1,100 Km

Corrida

28/04/2024 11:30

Corrida iniciado em 11:18:29



Lap	Lap Tm	Diff	Time of Day
4	1:29.382	+3.078	11:25:54.831
5	1:30.008	+3.704	11:27:24.839

(762) WESLEY SANTOS

Lap	Lap Tm	Diff	Time of Day
1	1:46.784	+1.841	11:22:13.607
2	<b>1:44.943</b>		11:23:58.550
3	2:08.779	+23.836	11:26:07.329
4	1:52.223	+7.280	11:27:59.552

(393) MARCELO


Lap	Lap Tm	Diff	Time of Day
1	<b>1:39.744</b>		11:21:53.410
2	2:06.468	+26.724	11:23:59.878
3	2:01.333	+21.589	11:26:01.211

(216) FELYPE ROSA

Lap	Lap Tm	Diff	Time of Day
1	<b>1:28.005</b>		11:21:28.159
2	1:46.993	+18.988	11:23:15.152

Lap Lap Tm Diff Time of Day

Lap Lap Tm Diff Time of Day



MX RONDÔNIA - 1a Etapa

IMPORTADA INICIANTE

Cacoal/RO 1,100 Km

Treino Cronometrado

27/04/2024 13:30

Qualificação iniciado em 14:23:50

Lap	Lap Tm	Diff	Time of Day
<b>(406) WILIAM OLIVEIRA</b>			
1	1:19.753	+1.128	14:26:26.822
2	1:20.066	+1.441	14:27:46.888
3	<b>1:18.625</b>		14:29:05.513
4	1:21.975	+3.350	14:30:27.488
5	1:19.805	+1.180	14:31:47.293

Lap	Lap Tm	Diff	Time of Day
<b>(989) ROGÉRIO NEPOMUCENO</b>			
1	1:32.691	+11.757	14:27:01.204
2	1:24.382	+3.448	14:28:25.586
3	1:20.962	+0.028	14:29:46.548
4	1:24.287	+3.353	14:31:10.835
5	1:24.954	+4.020	14:32:35.789
6	1:23.068	+2.134	14:33:58.857
7	<b>1:20.934</b>		14:35:19.791
8	1:39.800	+18.866	14:36:59.591
9	1:21.758	+0.824	14:38:21.349
10	1:24.414	+3.480	14:39:45.763

Lap	Lap Tm	Diff	Time of Day
<b>(427) RAFAEL HENRIQUE</b>			
1	1:38.780	+14.193	14:27:23.699
2	1:32.491	+7.904	14:28:56.190
3	1:28.451	+3.864	14:30:24.641
4	1:26.140	+1.553	14:31:50.781
5	1:28.501	+3.914	14:33:19.282
6	<b>1:24.587</b>		14:34:43.869
7	1:44.418	+19.831	14:36:28.287

Lap	Lap Tm	Diff	Time of Day
<b>(17) ALAN ALVES</b>			
1	1:40.117	+14.826	14:27:28.065
2	1:36.221	+10.930	14:29:04.286
3	2:22.789	+57.498	14:31:27.075
4	1:45.209	+19.918	14:33:12.284
5	1:29.906	+4.615	14:34:42.190
6	<b>1:25.291</b>		14:36:07.481

Lap	Lap Tm	Diff	Time of Day
<b>(82) PEDRO HENRIQUE</b>			
1	1:39.396	+12.342	14:27:13.778
2	1:33.110	+6.056	14:28:46.888
3	1:29.762	+2.708	14:30:16.650
4	1:29.214	+2.160	14:31:45.864
5	1:31.126	+4.072	14:33:16.990
6	1:29.115	+2.061	14:34:46.105
7	1:28.688	+1.634	14:36:14.793
8	1:31.266	+4.212	14:37:46.059
9	<b>1:27.054</b>		14:39:13.113

Lap	Lap Tm	Diff	Time of Day
<b>(29) THIAGO BOIADEIRO</b>			
1	1:34.095	+7.028	14:27:05.443
2	1:30.025	+2.958	14:28:35.468
3	1:31.393	+4.326	14:30:06.861
4	1:29.623	+2.556	14:31:36.484
5	1:30.691	+3.624	14:33:07.175
6	1:28.512	+1.445	14:34:35.687
7	1:27.433	+0.366	14:36:03.120
8	1:41.276	+14.209	14:37:44.396
9	<b>1:27.067</b>		14:39:11.463

Lap	Lap Tm	Diff	Time of Day
<b>(23) VITOR REIS</b>			
1	1:28.477	+1.228	14:26:39.459
2	2:02.473	+35.224	14:28:41.932
3	1:47.082	+19.833	14:30:29.014
4	1:50.607	+23.358	14:32:19.621
5	1:28.305	+1.056	14:33:47.926
6	2:04.290	+37.041	14:35:52.216

Lap	Lap Tm	Diff	Time of Day
7	<b>1:27.249</b>		14:37:19.465

Lap	Lap Tm	Diff	Time of Day
<b>(764) KAIO SILVA</b>			
1	1:49.276	+21.965	14:27:04.847
2	1:36.120	+8.809	14:28:40.967
3	1:33.968	+6.657	14:30:14.935
4	<b>1:27.311</b>		14:31:42.246
5	1:35.659	+8.348	14:33:17.905
6	1:34.624	+7.313	14:34:52.529
7	2:47.758	+1:20.447	14:37:40.287
8	1:37.000	+9.689	14:39:17.287

Lap	Lap Tm	Diff	Time of Day
<b>(31) JOÃO HELI</b>			
1	1:34.551	+5.888	14:27:29.153
2	1:32.732	+4.069	14:29:01.885
3	1:33.596	+4.933	14:30:35.481
4	1:32.376	+3.713	14:32:07.857
5	1:29.788	+1.125	14:33:37.645
6	<b>1:28.663</b>		14:35:06.308
7	1:29.123	+0.460	14:36:35.431
8	1:32.978	+4.315	14:38:08.409
9	1:29.625	+0.962	14:39:38.034

Lap	Lap Tm	Diff	Time of Day
<b>(221) PEDRO HENRIQUE</b>			
1	1:31.401	+1.647	14:31:06.321
2	<b>1:29.754</b>		14:32:36.075
3	1:30.981	+1.227	14:34:07.056
4	1:32.677	+2.923	14:35:39.733
5	1:33.150	+3.396	14:37:12.883
6	2:10.019	+40.265	14:39:22.902

Lap	Lap Tm	Diff	Time of Day
<b>(1) JEFERSON ARAUJO</b>			
1	1:32.194	+1.703	14:26:44.526
2	<b>1:30.491</b>		14:28:15.017
3	1:31.043	+0.552	14:29:46.060
4	1:32.306	+1.815	14:31:18.366
5	1:30.774	+0.283	14:32:49.140
6	1:33.024	+2.533	14:34:22.164
7	1:32.162	+1.671	14:35:54.326
8	1:34.919	+4.428	14:37:29.245

Lap	Lap Tm	Diff	Time of Day
<b>(412) DIEGO RAMIRES</b>			
1	1:36.615	+5.822	14:27:12.338
2	1:31.123	+0.330	14:28:43.461
3	<b>1:30.793</b>		14:30:14.254
4	1:34.695	+3.902	14:31:48.949
5	1:36.717	+5.924	14:33:25.666
6	1:34.958	+4.165	14:35:00.624
7	1:37.429	+6.636	14:36:38.053
8	1:33.674	+2.881	14:38:11.727
9	1:33.589	+2.796	14:39:45.316

Lap	Lap Tm	Diff	Time of Day
<b>(179) GABRIEL HORT</b>			
1	1:43.494	+12.579	14:27:00.463
2	1:31.702	+0.787	14:28:32.165
3	1:31.405	+0.490	14:30:03.570
4	1:32.084	+1.169	14:31:35.654
5	1:33.372	+2.457	14:33:09.026
6	<b>1:30.915</b>		14:34:39.941
7	1:36.065	+5.150	14:36:16.006
8	1:41.192	+10.277	14:37:57.198
9	1:31.656	+0.741	14:39:28.854

Lap	Lap Tm	Diff	Time of Day
<b>(216) FELYPE ROSA</b>			
1	<b>1:38.727</b>		14:27:03.286
2	2:10.635	+31.908	14:29:13.921

Lap	Lap Tm	Diff	Time of Day
3	1:43.126	+4.399	14:30:57.047

Lap	Lap Tm	Diff	Time of Day
<b>(55) VITOR HUGO</b>			
1	<b>1:41.020</b>		14:27:11.538
2	1:41.980	+0.960	14:28:53.518
3	1:41.500	+0.480	14:30:35.018
4	1:43.056	+2.036	14:32:18.074
5	1:44.830	+3.810	14:34:02.904
6	1:45.343	+4.323	14:35:48.247
7	1:43.943	+2.923	14:37:32.190
8	1:44.466	+3.446	14:39:16.656

Lap	Lap Tm	Diff	Time of Day
<b>(217) JONAS NETO</b>			
1	1:50.970	+8.106	14:27:33.310
2	1:49.450	+6.586	14:29:22.760
3	3:52.915	+2:10.051	14:33:15.675
4	<b>1:42.864</b>		14:34:58.539
5	1:57.286	+14.422	14:36:55.825
6	1:44.727	+1.863	14:38:40.552

Lap	Lap Tm	Diff	Time of Day
<b>(393) MARCELO</b>			
1	1:46.288	+0.021	14:27:34.946
2	<b>1:46.267</b>		14:29:21.213
3	2:14.278	+28.011	14:31:35.491
4	6:19.156	+4:32.889	14:37:54.647





1ª ETAPA  
2024  
27/28 ABRIL  
CACOAL



MX RONDÔNIA - 1a Etapa

Classificado pela melhor volta

IMPORTADA INICIANTE

Cacoal/RO 1,100 Km

Treino Cronometrado




27/04/2024 13:30

Qualificação iniciado em 14:23:50

POS	NUM	PILOTO	CATEGORIA	M. TEMPO	DIF LÍDER	MOTO	CIDADE	PATROCINADOR/EQUIPE
1	406	WILIAM OLIVEIRA	IMP INIC	1:18.625		YAMAHA	CACOAL	
2	989	ROGÉRIO NEPOMUCENO	IMP INIC	1:20.934	2.309	HONDA	ROLIM DE MOUR	TEIAS RN-IP MOTOS-ODONTO ARTE-DB ROLI
3	427	RAFAEL HENRIQUE	IMP INIC	1:24.587	5.962	YAMAHA	VILHENA	ACADEMIA ATLETICA FITNESS
4	17	ALAN ALVES	IMP INIC	1:25.291	6.666	YAMAHA	COLORADO DO O	NOUSBIKE CICLISMO INDOOR
5	82	PEDRO HENRIQUE	IMP INIC	1:27.054	8.429	HONDA	ARIQUEMES	NK RACING TEAM
6	29	THIAGO BOIADEIRO	IMP INIC	1:27.067	8.442	YAMAHA	ARIQUEMES	BOINAO PARA AGRONEGÓCIO
7	23	VITOR REIS	IMP INIC	1:27.249	8.624	SUZUKI	ARIQUEMES	VADINHO DO JET SKI-DRA VIVIANE PEDRAÇA
8	764	KAIO SILVA	IMP INIC	1:27.311	8.686	YAMAHA	ARIQUEMES	MARPLEN MAT P/ CONSTRUÇÃO-MAFFINI MOT
9	31	JOÃO HELI	IMP INIC	1:28.663	10.038	HONDA	ALTO PARAÍSO	CURICO PREPARAÇÃO-FAZENDA OURO VERDE
10	221	PEDRO HENRIQUE	IMP INIC	1:29.754	11.129	GASGAS	NOVA MUTUM	
11	1	JEFERSON ARAUJO	IMP INIC	1:30.491	11.866	YAMAHA	ARIQUEMES	NK RACING-HS DIESEL-MUSTELO STORE-BOI
12	412	DIEGO RAMIRES	IMP INIC	1:30.793	12.168	KAWASAKI	ARIQUEMES	NK RACING-BOI NÃO PARA-PIMENTEL-HS DIESEL
13	179	GABRIEL HORT	IMP INIC	1:30.915	12.290	YAMAHA	CEREJEIRAS	
14	216	FELYPE ROSA	IMP INIC	1:38.727	20.102	HUSQVARNA	CEREJEIRAS	
15	55	VITOR HUGO	IMP INIC	1:41.020	22.395	KAWASAKI	PRESIDENTE MEDI	VIDRAÇARIA E MARMOARIA 1LINHA
16	217	JONAS NETO	IMP INIC	1:42.864	24.239	HUSQVARNA	ARIQUEMES	NK RACING-CENTRAL TRANSPORTE-CRIATIVA
17	393	MARCELO	IMP INIC	1:46.267	27.642	YAMAHA	PORTO VELHO	
18	44	ADRIANO DE SÁ	IMP INIC			YAMAHA	COLORADO DO O	
19	762	WESLEY SANTOS	IMP INIC			KAWASAKI	URUPÁ	LATICINIOS TOYA-TEC AUTOMAÇÃO

Cronometragem: MARCOS A. MANCINI - Diretor de Prova: EVERTON TCHURMA

Orbits



MX RONDÔNIA - 1a Etapa

IMPORTADA MX3

Cacoal/RO 1,100 Km

Corrida

28/04/2024 12:30

Corrida iniciado em 12:09:14

Lap	Lap Tm	Diff	Time of Day	Lap	Lap Tm	Diff	Time of Day	Lap	Lap Tm	Diff	Time of Day
<b>(187) JACSON CARDOSO</b>				5	1:20.780	+1.831	12:17:17.313	12	1:25.840	+2.981	12:27:35.218
1	1:17.966	+1.619	12:11:51.997	6	1:22.497	+3.548	12:18:39.810	<b>(723) APARÍCIO PAIXÃO</b>			
2	1:17.808	+1.461	12:13:09.805	7	1:22.725	+3.776	12:20:02.535	1	1:26.105	+1.304	12:12:18.585
3	1:17.619	+1.272	12:14:27.424	8	1:20.722	+1.773	12:21:23.257	2	1:25.979	+1.178	12:13:44.564
4	1:18.470	+2.123	12:15:45.894	9	1:21.408	+2.459	12:22:44.665	3	1:24.860	+0.059	12:15:09.424
5	1:19.600	+3.253	12:17:05.494	10	1:20.864	+1.915	12:24:05.529	4	<b>1:24.801</b>		12:16:34.225
6	1:17.329	+0.982	12:18:22.823	11	1:22.098	+3.149	12:25:27.627	5	1:26.317	+1.516	12:18:00.542
7	1:16.915	+0.568	12:19:39.738	12	1:21.635	+2.686	12:26:49.262	6	1:26.650	+0.849	12:19:26.192
8	1:18.561	+2.214	12:20:58.299	13	1:21.405	+2.456	12:28:10.667	7	1:26.188	+1.387	12:20:52.380
9	1:20.162	+3.815	12:22:18.461	<b>(151) LEVI OLIVEIRA</b>				8	1:27.660	+2.859	12:22:20.040
10	1:18.959	+2.612	12:23:37.420	1	1:21.083	+1.293	12:12:01.045	9	1:29.420	+4.619	12:23:49.460
11	1:17.622	+1.275	12:24:55.042	2	1:21.075	+1.285	12:13:22.120	10	1:26.863	+2.062	12:25:16.323
12	<b>1:16.347</b>		12:26:11.389	3	1:20.438	+0.648	12:14:42.558	11	1:29.087	+4.286	12:26:45.410
13	1:16.709	+0.362	12:27:28.098	4	1:21.507	+1.717	12:16:04.065	12	1:30.566	+5.765	12:28:15.976
<b>(1) HERMESSON ARAÚJO</b>				5	1:19.821	+0.031	12:17:23.886	<b>(33) SIDNEI VIEIRA</b>			
1	1:18.577	+2.012	12:11:53.439	6	1:20.287	+0.497	12:18:44.173	1	1:26.286	+1.042	12:12:17.899
2	1:16.909	+0.344	12:13:10.348	7	1:20.954	+1.164	12:20:05.127	2	1:26.072	+0.828	12:13:43.971
3	1:17.431	+0.866	12:14:27.779	8	1:20.854	+1.064	12:21:25.981	3	<b>1:25.244</b>		12:15:09.215
4	1:17.367	+0.802	12:15:45.146	9	1:20.327	+0.537	12:22:46.308	4	1:27.691	+2.447	12:16:36.906
5	1:19.555	+2.990	12:17:04.701	10	<b>1:19.790</b>		12:24:06.098	5	1:26.435	+1.191	12:18:03.341
6	1:17.392	+0.827	12:18:22.093	11	1:24.147	+4.357	12:25:30.245	6	1:27.689	+2.445	12:19:31.030
7	1:16.809	+0.244	12:19:38.902	12	1:24.231	+4.441	12:26:54.476	7	1:27.119	+1.875	12:20:58.149
8	1:18.790	+2.225	12:20:57.692	13	1:23.916	+4.126	12:28:18.392	8	1:28.633	+3.389	12:22:26.782
9	1:19.441	+2.876	12:22:17.133	<b>(46) MARCIO BRIGIDO</b>				9	1:30.420	+5.176	12:23:57.202
10	1:19.691	+3.126	12:23:36.824	1	1:19.863	+0.679	12:11:59.471	10	1:35.721	+10.477	12:25:32.923
11	1:17.783	+1.218	12:24:54.607	2	<b>1:19.184</b>		12:13:18.655	11	1:29.959	+4.715	12:27:02.882
12	<b>1:16.565</b>		12:26:11.172	3	1:20.904	+1.720	12:14:39.559	12	1:30.288	+5.044	12:28:33.170
13	1:19.750	+3.185	12:27:30.922	4	1:21.441	+2.257	12:16:01.000	<b>(217) JONAS NETO</b>			
<b>(7) AGNALDO</b>				5	1:21.290	+2.106	12:17:22.290	1	1:32.186	+0.158	12:12:26.227
1	1:20.521	+1.107	12:11:59.127	6	1:20.844	+1.660	12:18:43.134	2	<b>1:32.028</b>		12:13:58.255
2	1:21.301	+1.887	12:13:20.428	7	1:20.925	+1.741	12:20:04.059	3	1:34.607	+2.579	12:15:32.862
3	1:19.527	+0.113	12:14:39.955	8	1:21.032	+1.848	12:21:25.091	4	1:38.194	+6.166	12:17:11.056
4	1:20.203	+0.789	12:16:00.158	9	1:23.696	+4.512	12:22:48.787	5	1:44.502	+12.474	12:18:55.558
5	<b>1:19.414</b>		12:17:19.572	10	1:21.609	+2.425	12:24:10.396	6	1:39.076	+7.048	12:20:34.634
6	1:20.720	+1.306	12:18:40.292	11	1:23.141	+3.957	12:25:33.537	7	1:35.381	+3.353	12:22:10.015
7	1:19.482	+0.068	12:19:59.774	12	1:23.183	+3.999	12:26:56.720	8	1:41.577	+9.549	12:23:51.592
8	1:21.376	+1.962	12:21:21.150	13	1:23.058	+3.874	12:28:19.778	9	1:39.829	+7.801	12:25:31.421
9	1:20.978	+1.564	12:22:42.128	<b>(993) TONYSON FÁBIO</b>				10	1:42.502	+10.474	12:27:13.923
10	1:19.836	+0.422	12:24:01.964	1	1:23.124	+0.638	12:12:06.320	11	1:37.070	+5.042	12:28:50.993
11	1:22.385	+2.971	12:25:24.349	2	<b>1:22.486</b>		12:13:28.806	<b>(82) ANDRÉ CASTRO</b>			
12	1:21.300	+1.886	12:26:45.649	3	1:24.404	+1.918	12:14:53.210	1	1:36.329	+2.470	12:12:34.015
13	1:21.791	+2.377	12:28:07.440	4	1:23.085	+0.599	12:16:16.295	2	1:35.342	+1.483	12:14:09.357
<b>(77) ITAMAR FERNANDES</b>				5	1:23.450	+0.964	12:17:39.745	3	<b>1:33.859</b>		12:15:43.216
1	1:20.802	+1.489	12:11:59.938	6	1:23.799	+1.313	12:19:03.544	4	1:38.741	+4.882	12:17:21.957
2	1:21.373	+2.060	12:13:21.311	7	1:24.213	+1.727	12:20:27.757	5	1:39.163	+5.304	12:19:01.120
3	1:21.843	+2.530	12:14:43.154	8	1:23.542	+1.056	12:21:51.299	6	1:37.181	+3.322	12:20:38.301
4	1:21.443	+2.130	12:16:04.597	9	1:25.791	+3.305	12:23:17.090	7	1:36.634	+2.775	12:22:14.935
5	1:20.965	+1.652	12:17:25.562	10	1:23.936	+1.450	12:24:41.026	8	1:41.184	+7.325	12:23:56.119
6	1:20.025	+0.712	12:18:45.587	11	1:24.186	+1.700	12:26:05.212	9	1:43.854	+9.995	12:25:39.973
7	1:20.761	+1.448	12:20:06.348	12	1:26.361	+3.875	12:27:31.573	10	1:37.465	+3.606	12:27:17.438
8	1:20.906	+1.593	12:21:27.254	<b>(6) VANDERLEI JÚNIOR</b>				11	1:35.070	+1.211	12:28:52.508
9	1:20.679	+1.366	12:22:47.933	1	1:24.913	+2.054	12:12:12.557	<b>(772) FORMIGA</b>			
10	<b>1:19.313</b>		12:24:07.246	2	1:24.719	+1.860	12:13:37.276	1	1:38.680	+4.100	12:12:30.167
11	1:20.794	+1.481	12:25:28.040	3	1:23.286	+0.427	12:15:00.562	2	1:40.095	+5.515	12:14:10.262
12	1:19.933	+0.620	12:26:47.973	4	1:23.620	+0.761	12:16:24.182	3	1:34.895	+0.315	12:15:45.157
13	1:20.263	+0.950	12:28:08.236	5	1:23.914	+1.055	12:17:48.096	4	1:35.762	+1.182	12:17:20.919
<b>(9) GIVANILDO CANDIOTTO</b>				6	1:23.547	+0.688	12:19:11.643	5	1:40.909	+6.329	12:19:01.828
1	<b>1:18.949</b>		12:11:55.922	7	1:24.653	+1.794	12:20:36.296	6	<b>1:34.580</b>		12:20:36.408
2	1:19.977	+1.028	12:13:15.899	8	1:24.072	+1.213	12:22:00.368	7	1:35.185	+0.605	12:22:11.593
3	1:20.075	+1.126	12:14:35.974	9	1:22.983	+0.124	12:23:23.351	8	1:40.124	+5.544	12:23:51.717
4	1:20.559	+1.610	12:15:56.533	10	1:23.168	+0.309	12:24:46.519				
				11	<b>1:22.859</b>		12:26:09.378				

Cronometragem: MARCOS A. MANCINI - Diretor de Prova: EVERTON TCHURMA

Orbits



1ª ETAPA  
2024  
27/28 ABRIL  
CACOAL



MX RONDÔNIA - 1a Etapa

IMPORTADA MX3

Cacoal/RO 1,100 Km

Corrida



28/04/2024 12:30

Corrida iniciado em 12:09:14

Lap	Lap Tm	Diff	Time of Day
<b>(292) JOCIMAR TAVARES</b>			
1	1:26.256	+1.914	12:12:11.564
2	<b>1:24.342</b>		12:13:35.906
3	1:25.568	+1.226	12:15:01.474
4	1:25.893	+1.551	12:16:27.367
5	1:26.028	+1.686	12:17:53.395
6	1:29.944	+5.602	12:19:23.339


Lap	Lap Tm	Diff	Time of Day
<b>(333) CARLOS CASARIN</b>			
1	<b>1:32.304</b>		12:12:22.700
2	1:34.496	+2.192	12:13:57.196
3	1:34.254	+1.950	12:15:31.450
4	1:57.298	+24.994	12:17:28.748

Lap	Lap Tm	Diff	Time of Day
<b>(440) ADALBERTO COSTA</b>			
1	<b>1:22.482</b>		12:12:05.169





1ª ETAPA  
2024  
27/28 ABRIL  
CACOAL



## MX RONDÔNIA - 1a Etapa

## Classificado por voltas

IMPORTADA MX3

Cacoal/RO 1,100 Km

Corrida

28/04/2024 12:30

Corrida iniciado em 12:09:14

POS	NUM	PILOTO	CATEGORIA	VOLTAS	DIF LÍDER	MOTO	CIDADE	PATROCINADOR/EQUIPE
1	187	JACSON CARDOSO	IMP MX3	13		KAWASAKI	VILHENA	NORTON PREPARAÇÕES
2	1	HERMESSON ARAÚJO	IMP MX3	13	2.824	KAWASAKI	ARIQUEMES	NK RACING TEAM-HS DIESEL-MUSTELO STORE-Z'ZAVAGLIA P
3	7	AGNALDO	IMP MX3	13	39.342	KAWASAKI	CONQUISTA D'OESTE	
4	77	ITAMAR FERNANDES	IMP MX3	13	40.138	KTM	CACOAL	ITF MULTIMARCAS
5	9	GIVANILDO CANDIOTT	IMP MX3	13	42.569	YAMAHA	VILHENA	LDG
6	151	LEVI OLIVEIRA	IMP MX3	13	50.294	HONDA	VILHENA	LDG GRÁFICOS-NORTON RACING
7	46	MARCIO BRIGIDO	IMP MX3	13	51.680	HONDA	CACOAL	MEGA BOM-SELECTA SPECIALITA,
8	993	TONYSON FÁBIO	IMP MX3	12	1 Volta	YAMAHA	CACOAL	IMOBILIÁRIA STECCA & CASTRO
9	6	VANDERLEI JÚNIOR	IMP MX3	12	1 Volta	YAMAHA	ROLIM DE MOURA	POSTO MAIS
10	723	APARÍCIO PAIXÃO	IMP MX3	12	1 Volta	HONDA	PORTO VELHO	
11	33	SIDNEI VIEIRA	IMP MX3	12	1 Volta	HONDA	ARIQUEMES	VOLMAQ
12	217	JONAS NETO	IMP MX3	11	2 Voltas	HUSQVARNA	ARIQUEMES	NK RACING-CENTRAL TRANSPORTE-CRIATIVA COMUNICAÇÃO
13	82	ANDRÉ CASTRO	IMP MX3	11	2 Voltas	HONDA	ARIQUEMES	NK RAICING-CENTRAL TRANSPORTES-HS DIESEL-BOI NÃO PI
14	772	FORMIGA	IMP MX3	8	5 Voltas	YAMAHA	JI-PARANÁ	
15	292	JOCIMAR TAVARES	IMP MX3	6	7 Voltas	KAWASAKI	SANTA LUZIA D'OESTE	STORCK HORAS MÁQUINA

### Não classificado (50% = 6 Voltas)

333	CARLOS CASARIN	IMP MX3	4	9 Voltas	YAMAHA	MACHADINHO DO OESTE	MEGA MOTOS-FORT MADEIRAS
440	ADALBERTO COSTA	IMP MX3	1	12 Voltas	YAMAHA	VILHENA	POSTO DE MOLAS ROMA

Margem da Vitoria

velocidade Media

Tempo Melhor volta

Melhor Veloc.

Melhor Volta por..

2.824

47,066

1:16.347

51,868

187 - JACSON CARDOSO

Cronometragem: MARCOS A. MANCINI - Diretor de Prova: EVERTON TCHURMA

Orbits





## MX RONDÔNIA - 1a Etapa

IMPORTADA MX3

Cacoal/RO 1,100 Km

Treino Cronometrado

27/04/2024 14:30

Qualificação iniciado em 15:00:48

Lap	Lap Tm	Diff	Time of Day
<b>(77) ITAMAR FERNANDES</b>			
1	<b>1:18.097</b>		15:03:04.157
2	1:33.531	+15.434	15:04:37.688
3	1:44.503	+26.406	15:06:22.191
4	2:09.530	+51.433	15:08:31.721
5	1:20.504	+2.407	15:09:52.225
6	1:20.516	+2.419	15:11:12.741
7	3:25.418	+2:07.321	15:14:38.159
8	1:19.062	+0.965	15:15:57.221
<b>(187) JACSON CARDOSO</b>			
1	1:21.134	+2.655	15:03:26.236
2	1:20.191	+1.712	15:04:46.427
3	1:21.991	+3.512	15:06:08.418
4	<b>1:18.479</b>		15:07:26.897
5	1:19.810	+1.331	15:08:46.707
6	1:20.845	+2.366	15:10:07.552
7	1:22.349	+3.870	15:11:29.901
8	1:36.595	+18.116	15:13:06.496
9	1:19.756	+1.277	15:14:26.252
<b>(151) LEVI OLIVEIRA</b>			
1	1:21.750	+1.501	15:03:28.189
2	<b>1:20.249</b>		15:04:48.438
3	1:22.395	+2.146	15:06:10.833
4	1:22.934	+2.685	15:07:33.767
5	1:23.560	+3.311	15:08:57.327
6	1:21.964	+1.715	15:10:19.291
7	3:01.093	+1:40.844	15:13:20.384
8	1:20.853	+0.604	15:14:41.237
9	1:33.061	+12.812	15:16:14.298
<b>(46) MARCIO BRIGIDO</b>			
1	1:20.932	+0.280	15:03:24.840
2	<b>1:20.652</b>		15:04:45.492
3	1:22.178	+1.526	15:06:07.670
4	1:22.196	+1.544	15:07:29.866
5	1:22.477	+1.825	15:08:52.343
6	3:02.721	+1:42.069	15:11:55.064
7	1:22.085	+1.433	15:13:17.149
8	1:23.348	+2.696	15:14:40.497
9	1:22.220	+1.568	15:16:02.717
<b>(1) HERMESSON ARAÚJO</b>			
1	1:21.948	+0.742	15:03:20.114
2	1:22.023	+0.817	15:04:42.137
3	1:23.508	+2.302	15:06:05.645
4	1:23.563	+2.357	15:07:29.208
5	1:23.472	+2.266	15:08:52.680
6	1:24.500	+3.294	15:10:17.180
7	4:24.874	+3:03.668	15:14:42.054
8	<b>1:21.206</b>		15:16:03.260
<b>(7) AGNALDO</b>			
1	1:31.039	+9.596	15:03:54.442
2	1:24.716	+3.273	15:05:19.158
3	1:25.878	+4.435	15:06:45.036
4	1:24.915	+3.472	15:08:09.951
5	2:02.368	+40.925	15:10:12.319
6	<b>1:21.443</b>		15:11:33.762
7	1:22.675	+1.232	15:12:56.437
8	1:54.701	+33.258	15:14:51.138
9	1:42.957	+21.514	15:16:34.095
<b>(6) VANDERLEI JÚNIOR</b>			

Lap	Lap Tm	Diff	Time of Day
1	1:28.975	+6.690	15:04:09.163
2	1:25.041	+2.756	15:05:34.204
3	<b>1:22.285</b>		15:06:56.489
4	1:27.802	+5.517	15:08:24.291
5	1:28.595	+6.310	15:09:52.886
6	5:19.661	+3:57.376	15:15:12.547
7	1:25.809	+3.524	15:16:38.356
<b>(993) TONYSON FÁBIO</b>			
1	1:25.013	+1.894	15:03:39.498
2	1:24.142	+1.023	15:05:03.640
3	1:23.844	+0.725	15:06:27.484
4	<b>1:23.119</b>		15:07:50.603
5	1:23.796	+0.677	15:09:14.399
6	5:25.928	+4:02.809	15:14:40.327
<b>(440) ADALBERTO COSTA</b>			
1	1:46.330	+23.204	15:04:18.525
2	1:26.691	+3.565	15:05:45.216
3	1:32.564	+9.438	15:07:17.780
4	<b>1:23.126</b>		15:08:40.906
5	1:35.596	+12.470	15:10:16.502
6	1:25.249	+2.123	15:11:41.751
7	1:25.771	+2.645	15:13:07.522
8	1:24.022	+0.896	15:14:31.544
9	2:47.326	+1:24.200	15:17:18.870
<b>(292) JOCIMAR TAVARES</b>			
1	1:27.290	+3.018	15:07:53.897
2	1:26.865	+2.593	15:09:20.762
3	1:29.553	+5.281	15:10:50.315
4	1:26.266	+1.994	15:12:16.581
5	<b>1:24.272</b>		15:13:40.853
6	1:29.487	+5.215	15:15:10.340
<b>(723) APARÍCIO PAIXÃO</b>			
1	1:29.366	+2.750	15:03:46.541
2	<b>1:26.616</b>		15:05:13.157
3	1:28.327	+1.711	15:06:41.484
4	1:27.429	+0.813	15:08:08.913
5	1:28.671	+2.055	15:09:37.584
6	1:30.830	+4.214	15:11:08.414
7	1:30.708	+4.092	15:12:39.122
8	1:30.892	+4.276	15:14:10.014
9	1:33.774	+7.158	15:15:43.788
<b>(242) FABIANO ALVES</b>			
1	1:29.465	+2.314	15:05:37.628
2	1:28.784	+1.633	15:07:06.412
3	1:27.758	+0.607	15:08:34.170
4	<b>1:27.151</b>		15:10:01.321
5	1:27.607	+0.456	15:11:28.928
6	1:40.053	+12.902	15:13:08.981
7	4:04.537	+2:37.386	15:17:13.518
<b>(818) EDUARDO RAMOS</b>			
1	1:31.178	+3.742	15:05:05.498
2	1:29.521	+2.085	15:06:35.019
3	<b>1:27.436</b>		15:08:02.455
4	1:32.304	+4.868	15:09:34.759
5	1:31.788	+4.352	15:11:06.547
6	4:46.925	+3:19.489	15:15:53.472
<b>(278) LUCAS STORCK</b>			
1	1:41.665	+12.522	15:04:27.037
2	1:35.825	+6.682	15:06:02.862

Lap	Lap Tm	Diff	Time of Day
3	1:33.096	+3.953	15:07:35.958
4	1:31.939	+2.796	15:09:07.897
5	1:30.759	+1.616	15:10:38.656
6	1:30.406	+1.263	15:12:09.062
7	1:29.243	+0.100	15:13:38.305
8	<b>1:29.143</b>		15:15:07.448
9	1:30.290	+1.147	15:16:37.738
<b>(217) JONAS NETO</b>			
1	1:50.380	+18.096	15:04:16.002
2	1:37.347	+5.063	15:05:53.349
3	1:36.349	+4.065	15:07:29.698
4	<b>1:32.284</b>		15:09:01.982
5	1:32.620	+0.336	15:10:34.602
6	4:42.925	+3:10.641	15:15:17.527
<b>(82) ANDRÉ CASTRO</b>			
1	1:48.542	+9.752	15:04:36.842
2	1:48.178	+9.388	15:06:25.020
3	1:48.051	+9.261	15:08:13.071
4	1:42.967	+4.177	15:09:56.038
5	1:46.180	+7.390	15:11:42.218
6	1:44.350	+5.560	15:13:26.568
7	<b>1:38.790</b>		15:15:05.358
8	1:46.994	+8.204	15:16:52.352



1ª ETAPA  
2024  
27/28 ABRIL  
CACOAL



## MX RONDÔNIA - 1a Etapa

## Classificado pela melhor volta

IMPORTADA MX3

Cacoal/RO 1,100 Km

Treino Cronometrado



27/04/2024 14:30

Qualificação iniciado em 15:00:48

POS	NUM	PILOTO	CATEGORIA	M. TEMPO	DIF LÍDER	MOTO	CIDADE	PATROCINADOR/EQUIPE
1	77	ITAMAR FERNANDES	IMP MX3	1:18.097		KTM	CACOAL	ITF MULTIMARCAS
2	187	JACSON CARDOSO	IMP MX3	1:18.479	0.382	KAWASAKI	VILHENA	NORTON PREPARAÇÕES
3	151	LEVI OLIVEIRA	IMP MX3	1:20.249	2.152	HONDA	VILHENA	LDG GRÁFICOS-NORTON RACING
4	46	MARCIO BRIGIDO	IMP MX3	1:20.652	2.555	HONDA	CACOAL	MEGA BOM-SELECTA SPECIALITA,
5	1	HERMESSON ARAÚJO	IMP MX3	1:21.206	3.109	KAWASAKI	ARIQUEMES	NK RACING TEAM-HS DIESEL-MUSTELO STORE
6	7	AGNALDO	IMP MX3	1:21.443	3.346	KAWASAKI	CONQUISTA D'O	
7	6	VANDERLEI JÚNIOR	IMP MX3	1:22.285	4.188	YAMAHA	ROLIM DE MOURI	POSTO MAIS
8	993	TONYSON FÁBIO	IMP MX3	1:23.119	5.022	YAMAHA	CACOAL	IMOBILIÁRIA STECCA & CASTRO
9	440	ADALBERTO COSTA	IMP MX3	1:23.126	5.029	YAMAHA	VILHENA	POSTO DE MOLAS ROMA
10	292	JOCIMAR TAVARES	IMP MX3	1:24.272	6.175	KAWASAKI	SANTA LUZIA D'O	STORCK HORAS MÁQUINA
11	723	APARÍCIO PAIXÃO	IMP MX3	1:26.616	8.519	HONDA	PORTO VELHO	
12	242	FABIANO ALVES	IMP MX3	1:27.151	9.054	GASGAS	ARIQUEMES	MEGA MOTOR POUPA-GUSTAVO MOTOS ARIQU
13	818	EDUARDO RAMOS	IMP MX3	1:27.436	9.339	HONDA	ARIQUEMES	DB NUTRIÇÃO ANIMAL-DUK-RAMOS TRANSPO
14	278	LUCAS STORCK	IMP MX3	1:29.143	11.046	KAWASAKI	SANTA LUZIA D'O	STORCK HORAS MÁQUINA
15	217	JONAS NETO	IMP MX3	1:32.284	14.187	HUSQVARNA	ARIQUEMES	NK RACING-CENTRAL TRANSPORTE-CRIATIVA
16	82	ANDRÉ CASTRO	IMP MX3	1:38.790	20.693	HONDA	ARIQUEMES	NK RAICING-CENTRAL TRANSPORTES-HS DIESEL

Cronometragem: MARCOS A. MANCINI - Diretor de Prova: EVERTON TCHURMA

Orbits



MX RONDÔNIA - 1a Etapa

IMPORTADA MX4 / MX5

Cacoal/RO 1,100 Km

Corrida

28/04/2024 15:30

Corrida iniciado em 16:12:43

Lap	Lap Tm	Diff	Time of Day
<b>(9) GIVANILDO CANDIOTTO</b>			
1	<b>1:21.298</b>		16:15:29.194
2	1:21.602	+0.304	16:16:50.796
3	1:22.329	+1.031	16:18:13.125
4	1:22.510	+1.212	16:19:35.635
5	1:25.907	+4.609	16:21:01.542
6	1:25.090	+3.792	16:22:26.632
7	1:25.183	+3.885	16:23:51.815
8	1:24.057	+2.759	16:25:15.872
9	1:23.918	+2.620	16:26:39.790
10	1:26.513	+5.215	16:28:06.303
<b>(77) ITAMAR FERNANDES</b>			
1	1:21.667	+0.129	16:15:31.049
2	<b>1:21.538</b>		16:16:52.587
3	1:21.554	+0.016	16:18:14.141
4	1:24.716	+3.178	16:19:38.857
5	1:28.825	+7.287	16:21:07.682
6	1:26.369	+4.831	16:22:34.051
7	1:24.259	+2.721	16:23:58.310
8	1:24.905	+3.367	16:25:23.215
9	1:25.936	+4.398	16:26:49.151
10	1:26.516	+4.978	16:28:15.667
<b>(993) TONYSON FÁBIO</b>			
1	1:24.468	+0.645	16:15:37.061
2	1:25.242	+1.419	16:17:02.303
3	<b>1:23.823</b>		16:18:26.126
4	1:25.074	+1.251	16:19:51.200
5	1:31.346	+7.523	16:21:22.546
6	1:26.743	+2.920	16:22:49.289
7	1:27.869	+4.046	16:24:17.158
8	1:26.157	+2.334	16:25:43.315
9	1:27.128	+3.305	16:27:10.443
10	1:27.330	+3.507	16:28:37.773
<b>(723) APARÍCIO PAIXÃO</b>			
1	1:28.795	+2.734	16:15:50.279
2	1:29.350	+3.289	16:17:19.629
3	1:27.794	+1.733	16:18:47.423
4	<b>1:26.061</b>		16:20:13.484
5	1:28.283	+2.222	16:21:41.767
6	1:27.019	+0.958	16:23:08.786
7	1:31.055	+4.994	16:24:39.841
8	1:27.108	+1.047	16:26:06.949
9	1:26.404	+0.343	16:27:33.353
10	1:27.707	+1.646	16:29:01.060
<b>(44) EDSON DIAS</b>			
1	1:27.986	+1.753	16:15:46.122
2	1:27.078	+0.845	16:17:13.200
3	<b>1:26.233</b>		16:18:39.433
4	1:27.126	+0.893	16:20:06.559
5	1:27.272	+1.039	16:21:33.831
6	1:30.210	+3.977	16:23:04.041
7	1:32.550	+6.317	16:24:36.591
8	1:29.650	+3.417	16:26:06.241
9	1:31.343	+5.110	16:27:37.584
10	1:30.469	+4.236	16:29:08.053
<b>(6) VANDERLEI JÚNIOR</b>			
1	<b>1:24.687</b>		16:15:38.685
2	1:24.818	+0.131	16:17:03.503
3	1:27.252	+2.565	16:18:30.755
4	1:26.823	+2.136	16:19:57.578

Lap	Lap Tm	Diff	Time of Day
5	1:30.982	+6.295	16:21:28.560
6	1:34.580	+9.893	16:23:03.140
7	1:41.750	+17.063	16:24:44.890
8	1:28.739	+4.052	16:26:13.629
9	1:28.640	+3.953	16:27:42.269
10	1:33.205	+8.518	16:29:15.474
<b>(242) FABIANO ALVES</b>			
1	<b>1:26.329</b>		16:15:43.841
2	1:27.254	+0.925	16:17:11.095
3	1:27.681	+1.352	16:18:38.776
4	1:26.631	+0.302	16:20:05.407
5	1:27.949	+1.620	16:21:33.356
6	1:29.231	+2.902	16:23:02.587
7	1:51.085	+24.756	16:24:53.672
8	1:31.559	+5.230	16:26:25.231
9	1:29.960	+3.631	16:27:55.191
10	1:29.926	+3.597	16:29:25.117
<b>(21) VITOR FERREIRA</b>			
1	1:29.541	+0.363	16:15:49.897
2	<b>1:29.178</b>		16:17:19.075
3	1:31.567	+2.389	16:18:50.642
4	1:31.495	+2.317	16:20:22.137
5	1:32.847	+3.669	16:21:54.984
6	1:30.429	+1.251	16:23:25.413
7	1:32.025	+2.847	16:24:57.438
8	1:32.076	+2.898	16:26:29.514
9	1:33.956	+4.778	16:28:03.470
10	1:32.674	+3.496	16:29:36.144
<b>(292) JOCIMAR TAVARES</b>			
1	1:34.282	+4.385	16:16:07.828
2	1:35.277	+5.380	16:17:43.105
3	1:36.547	+6.650	16:19:19.652
4	1:32.661	+2.764	16:20:52.313
5	1:31.398	+1.501	16:22:23.711
6	1:33.880	+3.983	16:23:57.591
7	1:32.712	+2.815	16:25:30.303
8	1:32.883	+2.986	16:27:03.186
9	<b>1:29.897</b>		16:28:33.083
<b>(818) EDUARDO RAMOS</b>			
1	<b>1:30.614</b>		16:15:54.124
2	1:31.545	+0.931	16:17:25.669
3	1:33.903	+3.289	16:18:59.572
4	1:36.995	+6.381	16:20:36.567
5	1:35.893	+5.279	16:22:12.460
6	1:34.181	+3.567	16:23:46.641
7	1:34.841	+4.227	16:25:21.482
8	1:37.696	+7.082	16:26:59.178
9	1:36.832	+6.218	16:28:36.010
<b>(217) JONAS NETO</b>			
1	1:38.924	+3.059	16:16:12.672
2	<b>1:35.865</b>		16:17:48.537
3	1:37.467	+1.602	16:19:26.004
4	1:39.889	+4.024	16:21:05.893
5	1:38.259	+2.394	16:22:44.152
6	1:38.687	+2.822	16:24:22.839
7	1:37.652	+1.787	16:26:00.491
8	1:38.748	+2.883	16:27:39.239
9	1:39.662	+3.797	16:29:18.901
<b>(4) MÁRIO HUGO</b>			
1	1:37.238	+1.156	16:16:07.111

Lap	Lap Tm	Diff	Time of Day
2	1:36.403	+0.321	16:17:43.514
3	1:41.254	+5.172	16:19:24.768
4	1:41.422	+5.340	16:21:06.190
5	1:41.634	+5.552	16:22:47.824
6	1:38.493	+2.411	16:24:26.317
7	1:39.445	+3.363	16:26:05.762
8	<b>1:36.082</b>		16:27:41.844
9	1:39.426	+3.344	16:29:21.270
<b>(88) MAURO CARVALHO</b>			
1	<b>1:37.156</b>		16:16:04.752
2	1:37.304	+0.148	16:17:42.056
3	1:39.282	+2.126	16:19:21.338
4	1:44.185	+7.029	16:21:05.523
5	1:41.875	+4.719	16:22:47.398
6	1:45.057	+7.901	16:24:32.455
7	1:41.531	+4.375	16:26:13.986
8	1:41.189	+4.033	16:27:55.175
9	1:43.619	+6.463	16:29:38.794
<b>(157) BADECO</b>			
1	1:36.847	+0.777	16:16:30.630
2	1:36.817	+0.747	16:18:07.447
3	<b>1:36.070</b>		16:19:43.517
4	1:41.587	+5.517	16:21:25.104
5	1:40.263	+4.193	16:23:05.367
6	1:38.918	+2.848	16:24:44.285
7	1:42.161	+6.091	16:26:26.446
8	1:36.434	+0.364	16:28:02.880
9	1:38.801	+2.731	16:29:41.681
<b>(10) NIDEVAL AMARAL</b>			
1	1:41.587	+3.633	16:16:17.415
2	1:40.186	+2.232	16:17:57.601
3	<b>1:37.954</b>		16:19:35.555
4	1:43.119	+5.165	16:21:18.674
5	1:40.831	+2.877	16:22:59.505
6	1:40.493	+2.539	16:24:39.998
7	1:41.194	+3.240	16:26:21.192
8	1:42.530	+4.576	16:28:03.722
9	1:44.078	+6.124	16:29:47.800
<b>(82) ANDRÉ CASTRO</b>			
1	1:41.278	+2.575	16:16:13.075
2	<b>1:38.703</b>		16:17:51.778
3	1:38.974	+0.271	16:19:30.752
4	1:41.192	+2.489	16:21:11.944
5	1:41.424	+2.721	16:22:53.368
6	1:42.290	+3.587	16:24:35.658
7	1:44.255	+5.552	16:26:19.913
8	1:42.678	+3.975	16:28:02.591
9	1:56.271	+17.568	16:29:58.862
<b>(234) CLAUDEMIR CARDOSO</b>			
1	1:41.254	+2.101	16:16:19.030
2	1:39.482	+0.329	16:17:58.512
3	<b>1:39.153</b>		16:19:37.665
4	1:42.449	+3.296	16:21:20.114
5	1:41.304	+2.151	16:23:01.418
6	1:42.449	+3.296	16:24:43.867
7	1:44.553	+5.400	16:26:28.420
8	1:40.694	+1.541	16:28:09.114
<b>(512) GUSTAVO FARIA</b>			
1	1:40.665	+1.845	16:16:15.153
2	<b>1:38.820</b>		16:17:53.973



1ª ETAPA  
2024  
27/28 ABRIL  
CACOAL



## MX RONDÔNIA - 1a Etapa

IMPORTADA MX4 / MX5

Cacoal/RO 1,100 Km

Corrida

28/04/2024 15:30

Corrida iniciado em 16:12:43

Lap	Lap Tm	Diff	Time of Day
3	1:39.056	+0.236	16:19:33.029
4	1:42.576	+3.756	16:21:15.605
5	1:42.378	+3.558	16:22:57.983
6	1:40.199	+1.379	16:24:38.182
7	1:49.885	+11.065	16:26:28.067
8	1:43.154	+4.334	16:28:11.221

(220) EDENILSON PASSARELLO

Lap	Lap Tm	Diff	Time of Day
1	1:42.763	+0.133	16:16:12.022
2	1:44.394	+1.764	16:17:56.416
3	<b>1:42.630</b>		16:19:39.046
4	1:45.008	+2.378	16:21:24.054
5	1:47.124	+4.494	16:23:11.178
6	1:49.203	+6.573	16:25:00.381
7	1:46.942	+4.312	16:26:47.323
8	1:47.518	+4.888	16:28:34.841

(333) CARLOS CASARIN

Lap	Lap Tm	Diff	Time of Day
1	<b>1:33.774</b>		16:16:04.983
2	1:37.610	+3.836	16:17:42.593
3	1:50.842	+17.068	16:19:33.435
4	2:24.481	+50.707	16:21:57.916
5	2:24.076	+50.302	16:24:21.992
6	2:18.558	+44.784	16:26:40.550
7	1:51.610	+17.836	16:28:32.160

(16) MAURO RIBEIRO





Lap	Lap Tm	Diff	Time of Day
1	2:10.808	+3.388	16:17:06.321
2	<b>2:07.420</b>		16:19:13.741
3	2:30.721	+23.301	16:21:44.462
4	2:14.803	+7.383	16:23:59.265
5	2:35.534	+28.114	16:26:34.799
6	2:20.099	+12.679	16:28:54.898

(574) ITAMAR PIERINI

Lap	Lap Tm	Diff	Time of Day
1	1:29.405	+2.345	16:15:48.506
2	1:27.272	+0.212	16:17:15.778
3	<b>1:27.060</b>		16:18:42.838

(68) OSMAR CANALE

Lap	Lap Tm	Diff	Time of Day
1	1:29.639	+0.818	16:15:49.487
2	<b>1:28.821</b>		16:17:18.308







1ª ETAPA  
2024  
27/28 ABRIL  
CACOAL



MX RONDÔNIA - 1a Etapa

Classificado por voltas

IMPORTADA MX4 / MX5

Cacoal/RO 1,100 Km

Corrida

28/04/2024 15:30

Corrida iniciado em 16:12:43

POS	NUM	PILOTO	CATEGORIA	VOLTAS	DIF LÍDER	MOTO	CIDADE	PATROCINADOR/EQUIPE
1	9	GIVANILDO CANDIOTT	IMP MX4	10		YAMAHA	VILHENA	LDG
2	77	ITAMAR FERNANDES	IMP MX4	10	9.364	KTM	CACOAL	ITF MULTIMARCAS
3	993	TONYSON FÁBIO	IMP MX4	10	31.470	YAMAHA	CACOAL	IMOBILIÁRIA STECCA &CASTRO
4	723	APARÍCIO PAIXÃO	IMP MX4 / 5	10	54.757	HONDA	PORTO VELHO	
5	44	EDSON DIAS	IMP MX5	10	1:01.750	KTM	PORTO VELHO	
6	6	VANDERLEI JÚNIOR	IMP MX4	10	1:09.171	YAMAHA	ROLIM DE MOURA	POSTO MAIS
7	242	FABIANO ALVES	IMP MX4 / 5	10	1:18.814	GASGAS	ARIQUEMES	MEGA MOTOS-GUSTAVO MOTOS
8	21	VITOR FERREIRA	IMP MX4	10	1:29.841	KTM	SÃO MIGUEL DO GUA	MORGAN TERRAPLANAGEM-TORNEARIA VIOTO-TRATORDICO
9	292	JOCIMAR TAVARES	IMP MX4	9	1 Volta	KAWASAKI	SANTA LUZIA D'OEST	STORCK HORAS MÁQUINA
10	818	EDUARDO RAMOS	IMP MX4	9	1 Volta	HONDA	ARIQUEMES	DB NUTRIÇÃO ANIMAL-DUK-RAMOS TRANSPORTE
11	217	JONAS NETO	IMP MX4	9	1 Volta	HUSQVARNA	ARIQUEMES	NK RACING-CENTRAL TRANSPORTE-CRIATIVA COMUNICAÇÃO
12	4	MÁRIO HUGO	IMP MX5	9	1 Volta	YAMAHA	VILHENA	VIPMT VISTORIAS
13	88	MAURO CARVALHO	IMP MX5	9	1 Volta	KAWASAKI	ESPIGAO D'OESTE	
14	157	BADECO	IMP MX4	9	1 Volta	YAMAHA	JI-PARANÁ	BADECO MOTOS
15	10	NIDEVAL AMARAL	IMP MX5	9	1 Volta	HONDA	JI-PARANA	
16	82	ANDRÉ CASTRO	IMP MX4	9	1 Volta	HONDA	ARIQUEMES	NK RACING-CENTRAL TRANSPORTES-HS DIESEL-BOI NÃO PI
17	234	CLAUDEMIR CARDOSO	IMP MX4	8	2 Voltas	KAWASAKI	JI-PARANÁ	MX CONSTRUTORA-ENZO EMPREDIMENTOS.
18	512	GUSTAVO FÁRIA	IMP MX4	8	2 Voltas	HONDA	ARIQUEMES	
19	220	EDENILSON PASSAREL	IMP MX4 / 5	8	2 Voltas	HUSQVARNA	CACOAL	BRIZOLA RACING-WAGNER MOTOS
20	333	CARLOS CASARIN	IMP MX4	7	3 Voltas	YAMAHA	MACHADINHO DO OESTE	MEGA MOTOS-FORT MADEIRAS
21	16	MAURO RIBEIRO	IMP MX4 / 5	6	4 Voltas	KTM	ARIQUEMES	MEGA MOTOR POUPA-GUSTAVO MOTOS ARIQUEMES

Não classificado (50% = 5 Voltas)

574	ITAMAR PIERINI	IMP MX5	3	7 Voltas	YAMAHA	VILHENA	TIO ITA TRANSPORTES
68	OSMAR CANALE	IMP MX4 / 5	2	8 Voltas	KAWASAKI	COLORADO DO OEST	

Margem da Vitoria	velocidade Media	Tempo Melhor volta	Melhor Veloc.	Melhor Volta por..
9.364	42,901	1:21.298	48,710	9 - GIVANILDO CANDIOTTO

Cronometragem: MARCOS A. MANCINI - Diretor de Prova: EVERTON TCHURMA

Orbits



MX RONDÔNIA - 1a Etapa

IMPORTADA MX4 / MX5

Cacoal/RO 1,100 Km

Treino Cronometrado

27/04/2024 16:20

Qualificação iniciado em 16:34:01

Lap	Lap Tm	Diff	Time of Day
<b>(77) ITAMAR FERNANDES</b>			
1	1:19.606	+1.436	16:36:40.818
2	1:21.293	+3.123	16:38:02.111
3	1:21.548	+3.378	16:39:23.659
4	1:21.126	+2.956	16:40:44.785
5	4:10.546	+2:52.376	16:44:55.331
6	<b>1:18.170</b>		16:46:13.501

Lap	Lap Tm	Diff	Time of Day
<b>(9) GIVANILDO CANDIOTTO</b>			
1	1:26.391	+5.694	16:38:09.040
2	1:25.008	+4.311	16:39:34.048
3	1:23.567	+2.870	16:40:57.615
4	1:26.329	+5.632	16:42:23.944
5	1:22.510	+1.813	16:43:46.454
6	<b>1:20.697</b>		16:45:07.151
7	1:25.993	+5.296	16:46:33.144

Lap	Lap Tm	Diff	Time of Day
<b>(993) TONYSON FÁBIO</b>			
1	1:23.303	+0.756	16:36:46.662
2	1:23.916	+1.369	16:38:10.578
3	1:23.396	+0.849	16:39:33.974
4	<b>1:22.547</b>		16:40:56.521
5	3:05.201	+1:42.654	16:44:01.722

Lap	Lap Tm	Diff	Time of Day
<b>(6) VANDERLEI JÚNIOR</b>			
1	<b>1:22.810</b>		16:36:55.702
2	1:28.275	+5.465	16:38:23.977
3	1:22.906	+0.096	16:39:46.883
4	1:24.516	+1.706	16:41:11.399
5	1:24.495	+1.685	16:42:35.894
6	1:26.993	+4.183	16:44:02.887
7	1:26.830	+4.020	16:45:29.717

Lap	Lap Tm	Diff	Time of Day
<b>(723) APARÍCIO PAIXÃO</b>			
1	1:24.652	+0.408	16:36:50.830
2	1:24.753	+0.509	16:38:15.583
3	1:24.658	+0.414	16:39:40.241
4	1:25.577	+1.333	16:41:05.818
5	2:00.147	+35.903	16:43:05.965
6	<b>1:24.244</b>		16:44:30.209
7	3:04.885	+1:40.641	16:47:35.094

Lap	Lap Tm	Diff	Time of Day
<b>(242) FABIANO ALVES</b>			
1	1:26.384	+0.507	16:37:02.143
2	<b>1:25.877</b>		16:38:28.020
3	1:27.076	+1.199	16:39:55.096
4	1:27.569	+1.692	16:41:22.665
5	1:30.157	+4.280	16:42:52.822
6	1:26.969	+1.092	16:44:19.791
7	1:27.713	+1.836	16:45:47.504

Lap	Lap Tm	Diff	Time of Day
<b>(292) JOCIMAR TAVARES</b>			
1	1:26.314	+0.399	16:37:03.353
2	1:26.043	+0.128	16:38:29.396
3	<b>1:25.915</b>		16:39:55.311
4	1:26.436	+0.521	16:41:21.747
5	1:28.190	+2.275	16:42:49.937
6	1:28.157	+2.242	16:44:18.094
7	1:27.717	+1.802	16:45:45.811

Lap	Lap Tm	Diff	Time of Day
<b>(37) ANDERSON SILVA</b>			
1	1:29.896	+3.643	16:38:39.569
2	1:28.448	+2.195	16:40:08.017
3	1:27.349	+1.096	16:41:35.366
4	<b>1:26.253</b>		16:43:01.619

Lap	Lap Tm	Diff	Time of Day
<b>(818) EDUARDO RAMOS</b>			
1	<b>1:26.289</b>		16:36:54.306
2	1:31.190	+4.901	16:38:25.496
3	1:29.018	+2.729	16:39:54.514
4	2:27.896	+1:01.607	16:42:22.410
5	1:30.940	+4.651	16:43:53.350

Lap	Lap Tm	Diff	Time of Day
<b>(44) EDSON DIAS</b>			
1	1:28.306	+2.002	16:37:20.929
2	1:28.821	+2.517	16:38:49.750
3	1:28.410	+2.106	16:40:18.160
4	1:26.714	+0.410	16:41:44.874
5	<b>1:26.304</b>		16:43:11.178
6	1:28.298	+1.994	16:44:39.476

Lap	Lap Tm	Diff	Time of Day
<b>(21) VITOR FERREIRA</b>			
1	<b>1:28.398</b>		16:41:59.269
2	1:29.857	+1.459	16:43:29.126
3	1:46.377	+17.979	16:45:15.503
4	1:28.454	+0.056	16:46:43.957

Lap	Lap Tm	Diff	Time of Day
<b>(574) ITAMAR PIERINI</b>			
1	1:37.417	+8.276	16:37:32.339
2	1:32.539	+3.398	16:39:04.878
3	1:31.191	+2.050	16:40:36.069
4	1:30.432	+1.291	16:42:06.501
5	1:30.865	+1.724	16:43:37.366
6	<b>1:29.141</b>		16:45:06.507
7	1:29.420	+0.279	16:46:35.927

Lap	Lap Tm	Diff	Time of Day
<b>(217) JONAS NETO</b>			
1	1:31.608	+0.509	16:37:12.326
2	1:32.837	+1.738	16:38:45.163
3	1:32.705	+1.606	16:40:17.868
4	1:36.915	+5.816	16:41:54.783
5	<b>1:31.099</b>		16:43:25.882
6	1:45.829	+14.730	16:45:11.711
7	1:32.523	+1.424	16:46:44.234

Lap	Lap Tm	Diff	Time of Day
<b>(144) MÁRIO HUGO</b>			
1	1:37.813	+3.178	16:39:38.834
2	1:35.810	+1.175	16:41:14.644
3	1:35.559	+0.924	16:42:50.203
4	1:35.186	+0.551	16:44:25.389
5	<b>1:34.635</b>		16:46:00.024

Lap	Lap Tm	Diff	Time of Day
<b>(82) ANDRÉ CASTRO</b>			
1	1:44.499	+7.185	16:37:35.975
2	1:39.048	+1.734	16:39:15.023
3	1:39.278	+1.964	16:40:54.301
4	<b>1:37.314</b>		16:42:31.615
5	1:37.743	+0.429	16:44:09.358
6	1:38.977	+1.663	16:45:48.335

Lap	Lap Tm	Diff	Time of Day
<b>(512) GUSTAVO FARIA</b>			
1	<b>1:38.416</b>		16:37:25.068
2	1:45.264	+6.848	16:39:10.332
3	1:45.136	+6.720	16:40:55.468
4	1:39.126	+0.710	16:42:34.594
5	1:41.873	+3.457	16:44:16.467
6	1:46.462	+8.046	16:46:02.929

Lap	Lap Tm	Diff	Time of Day
<b>(168) MAURO CARVALHO</b>			
1	1:46.181	+6.784	16:38:37.049
2	1:40.007	+0.610	16:40:17.056



1ª ETAPA  
2024  
27/28 ABRIL  
CACOAL



MX RONDÔNIA - 1a Etapa

Classificado pela melhor volta

IMPORTADA MX4 / MX5

Cacoal/RO 1,100 Km

Treino Cronometrado




27/04/2024 16:20

Qualificação iniciado em 16:34:01

POS	NUM	PILOTO	CATEGORIA	M. TEMPO	DIF LÍDER	MOTO	CIDADE	PATROCINADOR/EQUIPE
1	77	ITAMAR FERNANDES	IMP MX4	1:18.170		KTM	CACOAL	ITF MULTIMARCAS
2	9	GIVANILDO CANDIOTTO	IMP MX4	1:20.697	2.527	YAMAHA	VILHENA	LDG
3	993	TONYSON FÁBIO	IMP MX4	1:22.547	4.377	YAMAHA	CACOAL	IMOBILIÁRIA STECCA &CASTRO
4	6	VANDERLEI JÚNIOR	IMP MX4	1:22.810	4.640	YAMAHA	ROLIM DE MOURA	POSTO MAIS
5	723	APARÍCIO PAIXÃO	IMP MX4	1:24.244	6.074	HONDA	PORTO VELHO	
6	242	FABIANO ALVES	IMP MX4 / 5	1:25.877	7.707	GASGAS	ARIQUEMES	MEGA MOTOS-GUSTAVO MOTOS
7	292	JOCIMAR TAVARES	IMP MX4	1:25.915	7.745	KAWASAKI	SANTA LUZIA D'OC	STORCK HORAS MÁQUINA
8	37	ANDERSON SILVA	IMP MX4	1:26.253	8.083	KAWASAKI	COLO RADO DO O	DOTTO MIX
9	818	EDUARDO RAMOS	IMP MX4	1:26.289	8.119	HONDA	ARIQUEMES	DB NUTRIÇÃO ANIMAL-DUK-RAMOS TRANSPO
10	44	EDSON DIAS	IMP MX5	1:26.304	8.134	KTM	PORTO VELHO	
11	21	VITOR FERREIRA	IMP MX4	1:28.398	10.228	KTM	SÃO MIGUEL DO	MORGAN TERRAPLANAGEM-TORNEARIA VIO T
12	574	ITAMAR PIERINI	IMP MX5	1:29.141	10.971	YAMAHA	VILHENA	TIO ITA TRANSPORTES
13	217	JONAS NETO	IMP MX4	1:31.099	12.929	HUSQVARNA	ARIQUEMES	NK RACING-CENTRAL TRANSPORTE-CRIATIVA
14	144	MÁRIO HUGO	IMP MX5	1:34.635	16.465	YAMAHA	VILHENA	VIPMT VISTORIAS
15	82	ANDRÉ CASTRO	IMP MX4	1:37.314	19.144	HONDA	ARIQUEMES	NK RACING-CENTRAL TRANSPORTES-HS DIES
16	512	GUSTAVO FARIA	IMP MX4	1:38.416	20.246	HONDA	ARIQUEMES	
17	168	MAURO CARVALHO	IMP MX4 / 5	1:39.397	21.227	YAMAHA	ESPIGAO DO OES	
18	220	EDENILSON PASSARELLO	IMP MX4 / 5	1:41.750	23.580	HUSQVARNA	CACOAL	BRIZOLA RACING-WAGNER MOTOS
19	16	MAURO RIBEIRO	IMP MX4 / 5	2:05.718	47.548	KTM	ARIQUEMES	MEGA MOTOR POUPA-GUSTAVO MOTOS ARIQ

Cronometragem: MARCOS A. MANCINI - Diretor de Prova: EVERTON TCHURMA

Orbits





1ª ETAPA  
2024  
27/28 ABRIL  
CACOAL



MX RONDÔNIA - 1a Etapa

IMPORTADA PRO

Cacoal/RO 1,100 Km

1a Bateria

28/04/2024 14:30

Corrida iniciado em 15:06:55


Lap	Lap Tm	Diff	Time of Day
<b>(169) DIEGO HENNING</b>			
1	1:11.741	+0.198	15:09:21.459
2	1:11.543		15:10:33.002
3	1:12.070	+0.527	15:11:45.072
4	1:12.071	+0.528	15:12:57.143
5	1:15.101	+3.558	15:14:12.244
6	1:12.779	+1.236	15:15:25.023
7	1:14.674	+3.131	15:16:39.697
8	1:15.456	+3.913	15:17:55.153
9	1:13.604	+2.061	15:19:08.757
10	1:14.863	+3.320	15:20:23.620
11	1:15.140	+3.597	15:21:38.760
12	1:13.691	+2.148	15:22:52.451
13	1:13.966	+2.423	15:24:06.417
14	1:14.867	+3.324	15:25:21.284
<b>(69) ROMÁRIO ROSA</b>			
1	1:13.201		15:09:26.270
2	1:13.449	+0.248	15:10:39.719
3	1:14.200	+0.999	15:11:53.919
4	1:15.936	+2.735	15:13:09.855
5	1:15.771	+2.570	15:14:25.626
6	1:17.462	+4.261	15:15:43.088
7	1:15.812	+2.611	15:16:58.900
8	1:16.487	+3.286	15:18:15.387
9	1:17.131	+3.930	15:19:32.518
10	1:16.488	+3.287	15:20:49.006
11	1:17.873	+4.672	15:22:06.879
12	1:17.891	+4.690	15:23:24.770
13	1:19.156	+5.955	15:24:43.926
14	1:21.923	+8.722	15:26:05.849
<b>(51) HUGO AMARAL</b>			
1	1:15.400	+0.943	15:09:30.347
2	1:14.457		15:10:44.804
3	1:16.919	+2.461	15:12:01.722
4	1:15.739	+1.282	15:13:17.461
5	1:16.421	+1.964	15:14:33.882
6	1:17.078	+2.621	15:15:50.960
7	1:18.633	+4.176	15:17:09.593
8	1:19.021	+4.564	15:18:28.614
9	1:18.108	+3.651	15:19:46.722
10	1:18.293	+3.836	15:21:05.015
11	1:19.188	+4.731	15:22:24.203
12	1:19.692	+5.235	15:23:43.895
13	1:20.786	+6.329	15:25:04.681
14	1:22.053	+7.596	15:26:26.734
<b>(20) MARCOS PAULO</b>			
1	1:16.414		15:09:32.854
2	1:17.055	+0.641	15:10:49.909
3	1:17.737	+1.323	15:12:07.646
4	1:17.105	+0.691	15:13:24.751
5	1:17.754	+1.340	15:14:42.505
6	1:18.753	+2.339	15:16:01.258
7	1:17.661	+1.247	15:17:18.919
8	1:18.325	+1.911	15:18:37.244
9	1:18.682	+2.268	15:19:55.926
10	1:18.116	+1.702	15:21:14.042
11	1:18.839	+2.425	15:22:32.881
12	1:19.468	+3.054	15:23:52.349
13	1:22.462	+6.048	15:25:14.811
14	1:22.874	+6.460	15:26:37.685
<b>(187) JACSON CARDOSO</b>			

Lap	Lap Tm	Diff	Time of Day
1	1:17.000		15:09:34.515
2	1:18.344	+1.344	15:10:52.859
3	1:18.301	+1.301	15:12:11.160
4	1:19.176	+2.176	15:13:30.336
5	1:19.051	+2.051	15:14:49.387
6	1:18.862	+1.862	15:16:08.249
7	1:19.642	+2.642	15:17:27.891
8	1:19.654	+2.654	15:18:47.545
9	1:20.757	+3.757	15:20:08.302
10	1:20.840	+3.840	15:21:29.142
11	1:21.221	+4.221	15:22:50.363
12	1:21.598	+4.598	15:24:11.961
13	1:22.279	+5.279	15:25:34.240
<b>(110) HERMESSON ARAÚJO</b>			
1	1:16.925		15:09:35.262
2	1:18.213	+1.288	15:10:53.475
3	1:20.303	+3.378	15:12:13.778
4	1:18.468	+1.543	15:13:32.246
5	1:19.385	+2.460	15:14:51.631
6	1:21.285	+4.360	15:16:12.916
7	1:20.386	+3.461	15:17:33.302
8	1:20.839	+3.914	15:18:54.141
9	1:22.877	+5.952	15:20:17.018
10	1:22.596	+5.671	15:21:39.614
11	1:24.280	+7.355	15:23:03.894
12	1:24.548	+7.623	15:24:28.442
13	1:24.027	+7.102	15:25:52.469
<b>(406) WILIAM OLIVEIRA</b>			
1	1:18.064		15:09:37.736
2	1:18.141	+0.077	15:10:55.877
3	1:19.164	+1.100	15:12:15.041
4	1:18.511	+0.447	15:13:33.552
5	1:19.555	+1.491	15:14:53.107
6	1:20.613	+2.549	15:16:13.720
7	1:22.103	+4.039	15:17:35.823
8	1:24.477	+6.413	15:19:00.300
9	1:23.951	+5.887	15:20:24.251
10	1:24.216	+6.152	15:21:48.467
11	1:26.385	+8.321	15:23:14.852
12	1:23.927	+5.863	15:24:38.779
13	1:24.314	+6.250	15:26:03.093
<b>(456) ENZO DOTTO</b>			
1	1:15.497		15:09:35.956
2	1:17.955	+2.458	15:10:53.911
3	1:17.699	+2.202	15:12:11.610
4	1:15.501	+0.004	15:13:27.111
5	1:17.308	+1.811	15:14:44.419
6	1:38.032	+22.535	15:16:22.451
7	1:29.194	+13.697	15:17:51.645
8	1:24.431	+8.934	15:19:16.076
9	1:23.934	+8.437	15:20:40.010
10	1:25.046	+9.549	15:22:05.056
11	1:27.761	+12.264	15:23:32.817
12	1:24.172	+8.675	15:24:56.989
13	1:24.386	+8.889	15:26:21.375
<b>(989) ROGÉRIO NEPOMUCENO</b>			
1	1:21.982	+0.835	15:09:48.775
2	1:22.584	+1.437	15:11:11.359
3	1:22.561	+1.414	15:12:33.920
4	1:23.629	+2.482	15:13:57.549
5	1:22.784	+1.637	15:15:20.333
6	1:26.287	+5.140	15:16:46.620

Lap	Lap Tm	Diff	Time of Day
7	1:23.342	+2.285	15:18:10.052
8	1:23.148	+2.001	15:19:33.200
9	1:21.147		15:20:54.347
10	1:23.115	+1.968	15:22:17.462
11	1:24.185	+3.038	15:23:41.647
12	1:25.751	+4.604	15:25:07.398
13	1:24.827	+3.680	15:26:32.225
<b>(46) MARCIO BRIGIDO</b>			
1	1:21.851		15:09:45.020
2	1:22.913	+1.062	15:11:07.933
3	1:23.203	+1.352	15:12:31.136
4	1:23.038	+1.187	15:13:54.174
5	1:23.623	+1.772	15:15:17.797
6	1:24.461	+2.610	15:16:42.258
7	1:25.640	+3.789	15:18:07.898
8	1:23.820	+1.969	15:19:31.718
9	1:25.528	+3.677	15:20:57.246
10	1:24.467	+2.616	15:22:21.713
11	1:26.459	+4.608	15:23:48.172
12	1:25.620	+3.769	15:25:13.792
13	1:22.790	+0.939	15:26:36.582
<b>(7) AGNALDO</b>			
1	1:19.798	+1.684	15:09:40.477
2	1:19.996	+1.882	15:11:00.473
3	1:18.114		15:12:18.587
4	1:19.162	+1.048	15:13:37.749
5	1:19.095	+0.981	15:14:56.844
6	1:20.343	+2.229	15:16:17.187
<b>(31) JOÃO HELI</b>			
1	1:24.950		15:09:54.089
2	1:26.265	+1.315	15:11:20.354
3	1:31.695	+6.745	15:12:52.049
4	1:30.945	+5.995	15:14:22.994
5	1:36.716	+11.766	15:15:59.710
6	1:42.286	+17.336	15:17:41.996
<b>(762) WESLEY SANTOS</b>			
1	1:52.660	+5.149	15:10:39.050
2	1:50.153	+2.642	15:12:29.203
3	1:47.511		15:14:16.714
4	1:56.865	+9.354	15:16:13.579
5	1:53.422	+5.911	15:18:07.001
<b>(17) ALAN ALVES</b>			
1	1:25.868	+0.057	15:09:52.081
2	1:25.811		15:11:17.892
3	1:46.070	+20.259	15:13:03.962

Cronometragem: MARCOS A. MANCINI - Diretor de Prova: EVERTON TCHURMA

Orbits







1ª ETAPA  
2024  
27/28 ABRIL  
CACOAL



## MX RONDÔNIA - 1a Etapa

## Classificado por voltas

IMPORTADA PRO

Cacoal/RO 1,100 Km

1a Bateria

28/04/2024 14:30

Corrida iniciado em 15:06:55

POS	NUM	PILOTO	CATEGORIA	VOLTAS	DIF LÍDER	MOTO	CIDADE	PATROCINADOR/EQUIPE
1	169	DIEGO HENNING	IMP PRO	14		YAMAHA	NOVA BRASÍLÂNDIA D	ISRAEL CRISPIN-CAFÉ RIO BRILHANTE-PICA-PAU MOTOS Y
2	69	ROMÁRIO ROSA	IMP PRO	14	44.565	YAMAHA	JUARA	AUTO ESCOLA TAPURAH
3	51	HUGO AMARAL	IMP PRO	14	1:05.450	KTM	PORTO VELHO	FOX MOTOS
4	20	MARCOS PAULO	IMP PRO	14	1:16.401	KAWASAKI	ARIQUEMES	
5	187	JACSON CARDOSO	IMP PRO	13	1 Volta	KAWASAKI	VILHENA	NORTON PREPARAÇÕES
6	110	HERMESSON ARAÚJO	IMP PRO	13	1 Volta	KAWASAKI	ARIQUEMES	NK RACING TEAM-H S DIESEL-MUSTELO STORE-ZZAVAGLIA P
7	406	WILIAM OLIVEIRA	IMP PRO	13	1 Volta	YAMAHA	CACOAL	
8	456	ENZO DOTTO	IMP PRO	13	1 Volta	YAMAHA	CACOAL	DOTTO MIX
9	989	ROGÉRIO NEPOMUCEN	IMP PRO	13	1 Volta	HONDA	ROLIM DE MOURA	TEXAS RM-JP MOTOS-O D ONTO ARTE-DB ROLIM DE MOURA-J
10	46	MARCIO BRIGIDO	IMP PRO	13	1 Volta	HONDA	CACOAL	MEGA BOM-SELECTA SPECIALITA

### Não classificado (50% = 7 Voltas)

7	AGNALDO	IMP PRO	6	8 Voltas	YAMAHA	CONQUISTA D'OESTE	
31	JOÃO HELI	IMP PRO	6	8 Voltas	HONDA	ALTO PARAÍSO	FAZENDA OURO VERDE 1
762	WESLEY SANTOS	IMP PRO	5	9 Voltas	KAWASAKI	URUPÁ	LATICINIOS TOYA-TEC AUTOMACAO
17	ALAN ALVES	IMP PRO	3	1 Voltas	YAMAHA	COLORADO DO OEST	NOUSBKE CICLISMO INDOOR

Margem da Vitoria

velocidade Media

Tempo Melhor volta

Melhor Veloc.

Melhor Volta por..

44.565

50,149


1:11.543

55,351

169 - DIEGO HENNING

Cronometragem: MARCOS A. MANCINI - Diretor de Prova: EVERTON TCHURMA

Orbits





1ª ETAPA  
2024  
27/28 ABRIL  
CACOAL



## MX RONDÔNIA - 1a Etapa

IMPORTADA PRO

Cacoal/RO 1,100 Km

2a Bateria

28/04/2024 17:00


Corrida iniciado em 17:23:41

Lap	Lap Tm	Diff	Time of Day
<b>(169) DIEGO HENNING</b>			
1	<b>1:12.120</b>		17:26:09.231
2	1:13.991	+1.871	17:27:23.222
3	1:12.852	+0.732	17:28:36.074
4	1:13.864	+1.744	17:29:49.938
5	1:13.880	+1.760	17:31:03.818
6	1:15.422	+3.302	17:32:19.240
7	1:14.713	+2.593	17:33:33.953
8	1:16.462	+4.342	17:34:50.415
9	1:15.379	+3.259	17:36:05.794
10	1:15.255	+3.135	17:37:21.049
11	1:16.491	+4.371	17:38:37.540
12	1:14.937	+2.817	17:39:52.477
13	1:14.639	+2.519	17:41:07.116
14	1:15.036	+2.916	17:42:22.152
<b>(456) ENZO DOTTO</b>			
1	1:17.153	+0.523	17:26:21.861
2	<b>1:16.630</b>		17:27:38.491
3	1:16.769	+0.139	17:28:55.260
4	1:16.969	+0.339	17:30:12.229
5	1:17.015	+0.385	17:31:29.244
6	1:19.289	+2.659	17:32:48.533
7	1:18.138	+1.508	17:34:06.671
8	1:19.504	+2.874	17:35:26.175
9	1:18.740	+2.110	17:36:44.915
10	1:19.548	+2.918	17:38:04.463
11	1:22.726	+6.096	17:39:27.189
12	1:20.017	+3.387	17:40:47.206
13	1:19.811	+3.181	17:42:07.017
14	1:21.317	+4.687	17:43:28.334
<b>(20) MARCOS PAULO</b>			
1	1:20.895	+3.636	17:26:27.132
2	1:18.389	+1.130	17:27:45.521
3	<b>1:17.259</b>		17:29:02.780
4	1:18.088	+0.829	17:30:20.868
5	1:19.279	+2.020	17:31:40.147
6	1:20.743	+3.484	17:33:00.890
7	1:19.119	+1.860	17:34:20.009
8	1:20.429	+3.170	17:35:40.438
9	1:20.768	+3.509	17:37:01.206
10	1:21.627	+4.368	17:38:22.833
11	1:21.486	+4.227	17:39:44.319
12	1:23.766	+6.507	17:41:08.085
13	1:23.676	+6.417	17:42:31.761
<b>(187) JACSON CARDOSO</b>			
1	1:22.661	+2.886	17:26:27.069
2	1:22.174	+2.399	17:27:49.243
3	1:20.840	+1.065	17:29:10.083
4	1:21.174	+1.399	17:30:31.257
5	1:21.817	+2.042	17:31:53.074
6	<b>1:19.775</b>		17:33:12.849
7	1:22.619	+2.844	17:34:35.468
8	1:23.220	+3.445	17:35:58.688
9	1:21.955	+2.180	17:37:20.643
10	1:22.880	+3.105	17:38:43.523
11	1:23.922	+4.147	17:40:07.445
12	1:23.320	+3.545	17:41:30.765
13	1:23.078	+3.303	17:42:53.843
<b>(110) HERMESSON ARAÚJO</b>			
1	<b>1:20.637</b>		17:26:28.272
2	1:21.903	+1.266	17:27:50.175

Lap	Lap Tm	Diff	Time of Day
3	1:22.795	+2.158	17:29:12.970
4	1:25.154	+4.517	17:30:38.124
5	1:25.598	+4.961	17:32:03.722
6	1:25.908	+5.271	17:33:29.630
7	1:26.700	+6.063	17:34:56.330
8	1:26.980	+6.343	17:36:23.310
9	1:24.419	+3.782	17:37:47.729
10	1:25.760	+5.123	17:39:13.489
11	1:27.028	+6.391	17:40:40.517
12	1:28.523	+7.886	17:42:09.040
13	1:26.745	+6.108	17:43:35.785
<b>(989) ROGÉRIO NEPOMUCENO</b>			
1	1:24.441	+1.695	17:26:33.068
2	<b>1:22.746</b>		17:27:55.814
3	1:24.597	+1.851	17:29:20.411
4	1:25.966	+3.220	17:30:46.377
5	1:30.226	+7.480	17:32:16.603
6	1:28.326	+5.580	17:33:44.929
7	1:25.829	+3.083	17:35:10.758
8	1:25.320	+2.574	17:36:36.078
9	1:24.965	+2.219	17:38:01.043
10	1:24.965	+2.219	17:39:26.008
11	1:26.084	+3.338	17:40:52.092
12	1:24.718	+1.972	17:42:16.810
13	1:23.874	+1.128	17:43:40.684
<b>(46) MARCIO BRIGIDO</b>			
1	1:25.602	+1.647	17:26:36.305
2	1:26.111	+2.156	17:28:02.416
3	1:25.574	+1.619	17:29:27.990
4	1:26.388	+2.433	17:30:54.378
5	1:26.156	+2.201	17:32:20.534
6	1:26.166	+2.211	17:33:46.700
7	1:25.736	+1.781	17:35:12.436
8	1:24.642	+0.687	17:36:37.078
9	1:24.912	+0.957	17:38:01.990
10	1:25.854	+1.899	17:39:27.844
11	1:24.943	+0.988	17:40:52.787
12	1:24.545	+0.590	17:42:17.332
13	<b>1:23.955</b>		17:43:41.287
<b>(406) WILIAM OLIVEIRA</b>			
1	1:24.976	+4.904	17:26:31.076
2	1:22.388	+2.316	17:27:53.464
3	1:21.147	+1.075	17:29:14.611
4	<b>1:20.072</b>		17:30:34.683
5	1:23.635	+3.563	17:31:58.318
6	1:26.638	+6.566	17:33:24.956
7	1:25.755	+5.683	17:34:50.711
8	1:27.529	+7.457	17:36:18.240
9	1:32.852	+12.780	17:37:51.092
10	1:31.356	+11.284	17:39:22.448
<b>(69) ROMÁRIO ROSA</b>			
1	<b>1:16.312</b>		17:26:15.693
2	1:19.119	+2.807	17:27:34.812
3	1:17.629	+1.317	17:28:52.441
4	1:18.177	+1.865	17:30:10.618
5	1:32.035	+15.723	17:31:42.653
6	1:33.998	+17.686	17:33:16.651
<b>(2) LEOMAR ALVES</b>			
1	<b>2:50.465</b>		17:28:05.032

Cronometragem: MARCOS A. MANCINI - Diretor de Prova: EVERTON TCHURMA

Orbits





1ª ETAPA  
2024  
27/28 ABRIL  
CACOAL



MX RONDÔNIA - 1a Etapa

Classificado por voltas

IMPORTADA PRO

Cacoal/RO 1,100 Km

2a Bateria

28/04/2024 17:00

Corrida iniciado em 17:23:41

POS	NUM	PILOTO	CATEGORIA	VOLTAS	DIF LÍDER	MOTO	CIDADE	PATROCINADOR/EQUIPE
1	169	DIEGO HENNING	IMP PRO	14		YAMAHA	NOVA BRASÍLÂNDIA D	ISMAEL CRISPIM-CAFÉ RIO BRILHANTE-PICA-PAU MOTOS Y
2	456	ENZO DOTTO	IMP PRO	14	1:06.182	YAMAHA	CACOAL	DOTTO MIX
3	20	MARCOS PAULO	IMP PRO	13	1 Volta	KAWASAKI	ARIQUEMES	
4	187	JACSON CARDOSO	IMP PRO	13	1 Volta	KAWASAKI	VILHENA	NORTON PREPARAÇÕES
5	110	HERMESSON ARAÚJO	IMP PRO	13	1 Volta	KAWASAKI	ARIQUEMES	NK RACING TEAM-H S DIESEL-MUSTELO STORE-Z'ZAVAGLIA P
6	989	ROGÉRIO NEPOMUCEN	IMP PRO	13	1 Volta	HONDA	ROLIM DE MOURA	TEXAS RM-JP MOTOS-D O DONTO ARTE-DB ROLIM DE MOURA-J
7	46	MARCIO BRIGIDO	IMP PRO	13	1 Volta	HONDA	CACOAL	MEGA BOM-SELECTA SPECIALITA
8	406	WILIAM OLIVEIRA	IMP PRO	10	4 Voltas	YAMAHA	CACOAL	

Não classificado (50% = 7 Voltas)

69	ROMÁRIO ROSA	IMP PRO	6	8 Voltas	YAMAHA	JUARA	AUTO ESCOLA TAPURAH
2	LEOMAR ALVES	IMP PRO	1	3 Voltas	HONDA	PORTO VELHO	
51	HUGO AMARAL	IMP PRO		4 Voltas	KTM	PORTO VELHO	FOX MOTOS

Margem da Vitoria

velocidade Media

Tempo Melhor volta

Melhor Veloc.

Melhor Volta por..

1:06.182

49,459


1:12.120

54,908

169 - DIEGO HENNING

Cronometragem: MARCOS A. MANCINI - Diretor de Prova: EVERTON TCHURMA

Orbits





1ª ETAPA  
2024  
27/28 ABRIL  
CACOAL




MX RONDÔNIA - 1a Etapa

IMPORTADA PRO

Cacoal/RO 1,100 Km




RESULTADO GERAL



POS	NUM	PILOTO	1 B	2 B	TOTAL	MOTO	CIDADE	PATROCINADOR/EQUIPE
1	169	DIEGO HENNING	25	25	50	YAMAHA	NOVA BRASILÂNDIA DO OESTE	ISRAEL CRISPIM-CAFÉ DO BRILHANTE-PIGA-PAU
2	20	MARCOS PAULO	18	20	38	KAWASAKI	ARIQUEMES	
3	456	ENZO DOTTO	13	22	35	YAMAHA	CACOAL	DOTTO MIX
4	187	JACSON CARDOSO	16	18	34	KAWASAKI	VILHENA	NORTON PREPARAÇÕES
5	110	HERMESSON ARAÚJO	15	16	31	KAWASAKI	ARIQUEMES	NK RACING TEAM-HS DIESEL-MUSTELO STORE-212
6	989	ROGÉRIO NEPOMUCENO	12	15	27	HONDA	ROLIM DE MOURA	TEXAS RW-JP MOTOS-ODONTO ARTE-DB ROLIM DE
7	406	WILIAM OLIVEIRA	14	13	27	YAMAHA	CACOAL	
8	46	MARCIO BRIGIDO	11	14	25	HONDA	CACOAL	MEGA BOM-SELECTA SPECIALITA
9	69	ROMÁRIO ROSA	22	0	22	YAMAHA	JUARA	AUTO ESCOLA TAPURAH
10	51	HUGO AMARAL	20	0	20	KTM	PORTO VELHO	FOX MOTOS

Cronometragem: MARCOS A. MANCINI - Diretor de Prova: EVERTON TCHURMA

Orbits





## MX RONDÔNIA - 1a Etapa

IMPORTADA PRO

Cacoal/RO 1,100 Km

Treino Cronometrado

27/04/2024 17:00

Qualificação iniciado em 17:24:19

Lap	Lap Tm	Diff	Time of Day
<b>(146) GUILHERME MASCHIO</b>			
1	1:14.052	+1.774	17:38:01.541
2	1:12.558	+0.280	17:39:14.099
3	<b>1:12.278</b>		17:40:26.377
4	1:30.901	+18.623	17:41:57.278

Lap	Lap Tm	Diff	Time of Day
<b>(169) DIEGO HENNING</b>			
1	1:12.778	+0.461	17:30:00.865
2	<b>1:12.317</b>		17:31:13.182
3	2:21.482	+1:09.165	17:33:34.664
4	1:16.453	+4.136	17:34:51.117
5	1:12.866	+0.549	17:36:03.983
6	1:13.204	+0.887	17:37:17.187
7	1:33.226	+20.909	17:38:50.413
8	1:12.902	+0.585	17:40:03.315
9	2:30.019	+1:17.702	17:42:33.334

Lap	Lap Tm	Diff	Time of Day
<b>(51) HUGO AMARAL</b>			
1	1:23.835	+10.861	17:29:10.394
2	1:19.292	+6.318	17:30:29.686
3	1:16.760	+3.786	17:31:46.446
4	2:35.246	+1:22.272	17:34:21.692
5	1:13.559	+0.585	17:35:35.251
6	2:25.193	+1:12.219	17:38:00.444
7	1:42.500	+29.526	17:39:42.944
8	<b>1:12.974</b>		17:40:55.918

Lap	Lap Tm	Diff	Time of Day
<b>(20) MARCOS PAULO</b>			
1	1:19.803	+5.454	17:29:27.071
2	1:16.769	+2.420	17:30:43.840
3	1:26.000	+11.651	17:32:09.840
4	1:17.752	+3.403	17:33:27.592
5	1:16.566	+2.217	17:34:44.158
6	4:42.817	+3:28.468	17:39:26.975
7	<b>1:14.349</b>		17:40:41.324

Lap	Lap Tm	Diff	Time of Day
<b>(456) ENZO DOTTO</b>			
1	1:16.625	+2.204	17:29:06.522
2	1:15.272	+0.851	17:30:21.794
3	1:16.003	+1.582	17:31:37.797
4	2:09.607	+55.186	17:33:47.404
5	<b>1:14.421</b>		17:35:01.825
6	1:41.940	+27.519	17:36:43.765
7	2:53.232	+1:38.811	17:39:36.997

Lap	Lap Tm	Diff	Time of Day
<b>(69) ROMÁRIO ROSA</b>			
1	1:15.946	+0.603	17:29:07.519
2	1:15.784	+0.441	17:30:23.303
3	<b>1:15.343</b>		17:31:38.646
4	1:16.159	+0.816	17:32:54.805
5	1:16.831	+1.488	17:34:11.636
6	1:16.382	+1.039	17:35:28.018
7	1:15.577	+0.234	17:36:43.595
8	54.320	-21.023	17:37:37.915
9	1:21.826	+6.483	17:38:59.741

Lap	Lap Tm	Diff	Time of Day
<b>(406) WILIAM OLIVEIRA</b>			
1	1:19.105	+1.636	17:30:11.224
2	1:20.244	+2.775	17:31:31.468
3	1:17.780	+0.311	17:32:49.248
4	1:50.223	+32.754	17:34:39.471
5	<b>1:17.469</b>		17:35:56.940
6	1:22.736	+5.267	17:37:19.676
7	1:50.248	+32.779	17:39:09.924

Lap	Lap Tm	Diff	Time of Day
<b>(187) JACSON CARDOSO</b>			
1	1:19.121	+0.839	17:29:21.510
2	<b>1:18.282</b>		17:30:39.792
3	1:18.706	+0.424	17:31:58.498
4	1:18.517	+0.235	17:33:17.015
5	1:21.576	+3.294	17:34:38.591
6	1:18.967	+0.685	17:35:57.558
7	1:21.539	+3.257	17:37:19.097
8	1:59.653	+41.371	17:39:18.750
9	2:17.126	+58.844	17:41:35.876

Lap	Lap Tm	Diff	Time of Day
<b>(110) HERMESSON ARAÚJO</b>			
1	1:20.761	+2.434	17:29:14.172
2	1:18.442	+0.115	17:30:32.614
3	<b>1:18.327</b>		17:31:50.941
4	1:18.949	+0.622	17:33:09.890
5	1:19.935	+1.608	17:34:29.825
6	1:22.148	+3.821	17:35:51.973
7	1:20.024	+1.697	17:37:11.997
8	1:30.419	+12.092	17:38:42.416
9	1:19.852	+1.525	17:40:02.268

Lap	Lap Tm	Diff	Time of Day
<b>(77) ITAMAR FERNANDES</b>			
1	1:20.263	+0.591	17:30:02.378
2	2:11.035	+51.363	17:32:13.413
3	1:19.868	+0.196	17:33:33.281
4	3:19.066	+1:59.394	17:36:52.347
5	<b>1:19.672</b>		17:38:12.019
6	2:02.491	+42.819	17:40:14.510
7	1:41.915	+22.243	17:41:56.425

Lap	Lap Tm	Diff	Time of Day
<b>(151) LEVI OLIVEIRA</b>			
1	1:25.003	+4.983	17:29:20.107
2	1:20.074	+0.054	17:30:40.181
3	1:20.707	+0.687	17:32:00.888
4	3:06.855	+1:46.835	17:35:07.743
5	<b>1:20.020</b>		17:36:27.763
6	1:21.023	+1.003	17:37:48.786
7	1:21.595	+1.575	17:39:10.381
8	2:49.643	+1:29.623	17:42:00.024

Lap	Lap Tm	Diff	Time of Day
<b>(46) MARCIO BRIGIDO</b>			
1	<b>1:20.030</b>		17:29:16.307
2	1:20.131	+0.101	17:30:36.438
3	1:20.768	+0.738	17:31:57.206
4	1:21.624	+1.594	17:33:18.830
5	1:21.999	+1.969	17:34:40.829

Lap	Lap Tm	Diff	Time of Day
<b>(9) GIVANILDO CANDIOTTO</b>			
1	1:23.720	+3.355	17:29:29.722
2	1:21.584	+1.219	17:30:51.306
3	1:24.020	+3.655	17:32:15.326
4	<b>1:20.365</b>		17:33:35.691
5	1:21.712	+1.347	17:34:57.403
6	1:22.315	+1.950	17:36:19.718
7	1:22.135	+1.770	17:37:41.853

Lap	Lap Tm	Diff	Time of Day
<b>(989) ROGÉRIO NEPOMUCENO</b>			
1	1:21.967	+0.665	17:29:20.653
2	1:21.870	+0.568	17:30:42.523
3	<b>1:21.302</b>		17:32:03.825
4	1:22.067	+0.765	17:33:25.892
5	1:25.838	+4.536	17:34:51.730
6	1:25.971	+4.669	17:36:17.701
7	1:23.049	+1.747	17:37:40.750
8	2:35.400	+1:14.098	17:40:16.150

Lap	Lap Tm	Diff	Time of Day
9	1:21.396	+0.094	17:41:37.546

Lap	Lap Tm	Diff	Time of Day
<b>(7) AGNALDO</b>			
1	<b>1:21.372</b>		17:29:37.701
2	1:24.995	+3.623	17:31:02.696
3	1:23.373	+2.001	17:32:26.069
4	1:23.686	+2.314	17:33:49.755
5	1:32.894	+11.522	17:35:22.649
6	3:52.009	+2:30.637	17:39:14.658
7	1:25.948	+4.576	17:40:40.606

Lap	Lap Tm	Diff	Time of Day
<b>(427) RAFAEL HENRIQUE</b>			
1	1:25.423	+3.124	17:30:09.308
2	<b>1:22.299</b>		17:31:31.607
3	1:24.755	+2.456	17:32:56.362
4	1:26.831	+4.532	17:34:23.193
5	1:27.080	+4.781	17:35:50.273
6	1:57.626	+35.327	17:37:47.899

Lap	Lap Tm	Diff	Time of Day
<b>(440) ADALBERTO COSTA</b>			
1	<b>1:24.231</b>		17:29:13.782
2	1:35.511	+11.280	17:30:49.293
3	1:25.108	+0.877	17:32:14.401
4	2:10.154	+45.923	17:34:24.555
5	1:28.510	+4.279	17:35:53.065
6	1:26.265	+2.034	17:37:19.330
7	2:18.498	+54.267	17:39:37.828
8	1:33.647	+9.416	17:41:11.475

Lap	Lap Tm	Diff	Time of Day
<b>(17) ALAN ALVES</b>			
1	1:29.118	+4.091	17:29:54.751
2	<b>1:25.027</b>		17:31:19.778
3	1:25.830	+0.803	17:32:45.608
4	1:25.370	+0.343	17:34:10.978

Lap	Lap Tm	Diff	Time of Day
<b>(31) JOÃO HELI</b>			
1	1:27.388	+1.848	17:29:59.719
2	1:28.734	+3.194	17:31:28.453
3	1:39.537	+13.997	17:33:07.990
4	1:27.142	+1.602	17:34:35.132
5	2:56.454	+1:30.914	17:37:31.586
6	1:28.980	+3.440	17:39:00.566
7	<b>1:25.540</b>		17:40:26.106

Lap	Lap Tm	Diff	Time of Day
<b>(2) LEOMAR ALVES</b>			
1	1:29.743	+3.916	17:29:37.285
2	1:28.250	+2.423	17:31:05.535
3	1:29.248	+3.421	17:32:34.783
4	1:26.818	+0.991	17:34:01.601
5	1:28.174	+2.347	17:35:29.775
6	<b>1:25.827</b>		17:36:55.602
7	1:25.870	+0.043	17:38:21.472
8	1:26.646	+0.819	17:39:48.118
9	1:59.941	+34.114	17:41:48.059

Lap	Lap Tm	Diff	Time of Day
<b>(412) DIEGO RAMIRES</b>			
1	1:33.494	+7.620	17:29:42.801
2	1:26.952	+1.078	17:31:09.753
3	<b>1:25.874</b>		17:32:35.627
4	1:29.100	+3.226	17:34:04.727
5	1:44.501	+18.627	17:35:49.228

Lap	Lap Tm	Diff	Time of Day
<b>(86) PEDRO HENRIQUE</b>			
1	1:28.776	+2.492	17:29:33.660
2	<b>1:26.284</b>		17:30:59.944
3	1:28.892	+2.608	17:32:2

MX RONDÔNIA - 1a Etapa

IMPORTADA PRO

Cacoal/RO 1,100 Km

Treino Cronometrado

27/04/2024 17:00

Qualificação iniciado em 17:24:19

Lap	Lap Tm	Diff	Time of Day	Lap	Lap Tm	Diff	Time of Day	Lap	Lap Tm	Diff	Time of Day
4	1:27.472	+1.188	17:33:56.308								
5	2:05.937	+39.653	17:36:02.245								
6	1:30.659	+4.375	17:37:32.904								
7	1:40.241	+13.957	17:39:13.145								
8	1:49.628	+23.344	17:41:02.773								
<b>(3) RODRIGO BRUMATTI</b>											
1	<b>1:27.593</b>		17:29:46.632								
2	1:56.667	+29.074	17:31:43.299								
3	1:32.031	+4.438	17:33:15.330								
4	2:26.582	+58.989	17:35:41.912								
<b>(29) THIAGO BOIADEIRO</b>											
1	1:28.057	+0.398	17:29:38.826								
2	1:27.767	+0.108	17:31:06.593								
3	1:29.955	+2.296	17:32:36.548								
4	<b>1:27.659</b>		17:34:04.207								
5	1:28.593	+0.934	17:35:32.800								
6	2:17.706	+50.047	17:37:50.506								
<b>(179) GABRIEL HORT</b>											
1	1:29.701	+0.051	17:30:18.069								
2	1:31.039	+1.389	17:31:49.108								
3	<b>1:29.650</b>		17:33:18.758								
4	1:32.439	+2.789	17:34:51.197								
<b>(764) KAIO ALESSANDRO</b>											
1	1:57.761	+25.326	17:31:57.505								
2	1:32.886	+0.451	17:33:30.391								
3	6:16.262	+4:43.827	17:39:46.653								
4	<b>1:32.435</b>		17:41:19.088								
<b>(217) JONAS NETO</b>											
1	<b>1:33.930</b>		17:29:49.383								
2	1:38.306	+4.376	17:31:27.689								
3	1:37.771	+3.841	17:33:05.460								
4	1:36.389	+2.459	17:34:41.849								
5	1:34.565	+0.635	17:36:16.414								
6	2:00.587	+26.657	17:38:17.001								



1ª ETAPA  
2024  
27/28 ABRIL  
CACOAL



## MX RONDÔNIA - 1a Etapa

## Classificado pela melhor volta

IMPORTADA PRO

Cacoal/RO 1,100 Km

Treino Cronometrado



27/04/2024 17:00

Qualificação iniciado em 17:24:19

POS	NUM	PILOTO	CATEGORIA	M. TEMPO	DIF LÍDER	MOTO	CIDADE	PATROCINADOR/EQUIPE
1	146	GUILHERME MASCHIO	IMP PRO	1:12.278		HONDA	PIMENTA BUENO	
2	169	DIEGO HENNING	IMP PRO	1:12.317	0.039	YAMAHA	NOVA BRASILÂNDIA	ISRAEL CRISTIAN-CAFÉ ADO BULLANTE-PICA-P
3	51	HUGO AMARAL	IMP PRO	1:12.974	0.696	KTM	PORTO VELHO	FOX MOTOS
4	20	MARCOS PAULO	IMP PRO	1:14.349	2.071	KAWASAKI	ARIQUEMES	
5	456	ENZO DOTTO	IMP PRO	1:14.421	2.143	YAMAHA	CACOAL	DOTTO MIX
6	69	ROMÁRIO ROSA	IMP PRO	1:15.343	3.065	YAMAHA	JUARA	AUTO ESCOLA TAPURAH
7	406	WILIAM OLIVEIRA	IMP PRO	1:17.469	5.191	YAMAHA	CACOAL	
8	187	JACSON CARDOSO	IMP PRO	1:18.282	6.004	KAWASAKI	VILHENA	NORTON PREPARAÇÕES
9	110	HERMESSON ARAÚJO	IMP PRO	1:18.327	6.049	KAWASAKI	ARIQUEMES	NK RACING TEAM-HS DIESEL-MUSTELO STORE
10	77	ITAMAR FERNANDES	IMP PRO	1:19.672	7.394	KTM	CACOAL	ITF MULTIMARCAS
11	151	LEVI OLIVEIRA	IMP PRO	1:20.020	7.742	HONDA	VILHENA	LDG GRÁFICOS-NORTON RACING
12	46	MARCIO BRIGIDO	IMP PRO	1:20.030	7.752	HONDA	CACOAL	MEGA BOM-SELECTA SPECIALITA
13	9	GIVANILDO CANDIOTTO	IMP PRO	1:20.365	8.087	YAMAHA	VILHENA	
14	989	ROGÉRIO NEPOMUCENO	IMP PRO	1:21.302	9.024	HONDA	ROLIM DE MOURA	TEXAS RM-IP MOTOS-ODONTO ARTE-DB ROLLI
15	7	AGNALDO	IMP PRO	1:21.372	9.094	YAMAHA	CONQUISTA D'O	
16	427	RAFAEL HENRIQUE	IMP PRO	1:22.299	10.021	YAMAHA	VILHENA	ACADEMIA ATLÉTICA FITNESS
17	440	ADALBERTO COSTA	IMP PRO	1:24.231	11.953	YAMAHA	VILHENA	POSTO DE MOLAS ROMA
18	17	ALAN ALVES	IMP PRO	1:25.027	12.749	YAMAHA	COLORADO DO O	NOUSBKE CICLISMO INDOOR
19	31	JOÃO HELI	IMP PRO	1:25.540	13.262	HONDA	ALTO PARAÍSO	FAZENDA OURO VERDE 1
20	2	LEOMAR ALVES	IMP PRO	1:25.827	13.549	HONDA	PORTO VELHO	
21	412	DIEGO RAMIRES	IMP PRO	1:25.874	13.596	KAWASAKI	ARIQUEMES	NK RACING-BOI NÃO PARA-PIMENTEL-HS DIES
22	86	PEDRO HENRIQUE	IMP PRO	1:26.284	14.006	HONDA	ARIQUEMES	NK RACING TEAM
23	3	RODRIGO BRUMATTI	IMP PRO	1:27.593	15.315	KAWASAKI	ESPIGÃO D'EST	TRANSPIB NA ROTA-BRUMATTI MOTOS-CALHA
24	29	THIAGO BOIADEIRO	IMP PRO	1:27.659	15.381	YAMAHA	ARIQUEMES	BOINAOPARA AGRONEGÓCIO
25	179	GABRIEL HORT	IMP PRO	1:29.650	17.372	YAMAHA	CEREJEIRAS	
26	764	KAIO ALESSANDRO	IMP PRO	1:32.435	20.157	KAWASAKI	ARIQUEMES	
27	217	JONAS NETO	IMP PRO	1:33.930	21.652	HUSQVARNA	ARIQUEMES	NK RACING-CENTRAL TRANSPORTE-CRIATIVA

Cronometragem: MARCOS A. MANCINI - Diretor de Prova: EVERTON TCHURMA

Orbits





1ª ETAPA  
2024  
27/28 ABRIL  
CACOAL



## MX RONDÔNIA - 1a Etapa

INFANTIL

Cacoal/RO 1,100 Km

Corrida

28/04/2024 14:00




Corrida iniciado em 14:40:21

Lap	Lap Tm	Diff	Time of Day
<b>(269) ERICK MAGALHÃES</b>			
1	<b>1:41.089</b>		14:43:48.372
2	1:42.239	+1.150	14:45:30.611
3	1:43.002	+1.913	14:47:13.613
4	1:41.589	+0.500	14:48:55.202
5	1:43.233	+2.144	14:50:38.435
6	1:42.818	+1.729	14:52:21.253
7	1:42.559	+1.470	14:54:03.812
8	1:45.606	+4.517	14:55:49.418
<b>(290) MURILLO NEVES</b>			
1	1:43.358	+3.041	14:43:56.823
2	1:41.347	+1.030	14:45:38.170
3	1:41.250	+0.933	14:47:19.420
4	1:43.789	+3.472	14:49:03.209
5	1:41.072	+0.755	14:50:44.281
6	1:43.982	+3.665	14:52:28.263
7	1:41.983	+1.666	14:54:10.246
8	<b>1:40.317</b>		14:55:50.563
<b>(7) LUCAS CÂMARA</b>			
1	1:46.940	+2.533	14:44:01.330
2	1:44.737	+0.330	14:45:46.067
3	<b>1:44.407</b>		14:47:30.474
4	1:45.639	+1.232	14:49:16.113
5	1:47.086	+2.679	14:51:03.199
6	1:47.394	+2.987	14:52:50.593
7	1:46.149	+1.742	14:54:36.742
8	1:45.411	+1.004	14:56:22.153
<b>(712) JOÃO VITOR</b>			
1	<b>1:48.086</b>		14:44:00.610
2	1:50.668	+2.582	14:45:51.278
3	1:48.816	+0.730	14:47:40.094
4	1:48.680	+0.594	14:49:28.774
5	1:49.034	+0.948	14:51:17.808
6	1:49.548	+1.462	14:53:07.356
7	1:50.626	+2.540	14:54:57.982
8	1:48.853	+0.767	14:56:46.835
<b>(408) VICTOR GABRIEL</b>			
1	1:49.812	+6.121	14:44:11.921
2	1:49.706	+6.015	14:46:01.627
3	1:46.833	+3.142	14:47:48.460
4	1:46.032	+2.341	14:49:34.492
5	1:56.308	+12.617	14:51:30.800
6	1:48.867	+5.176	14:53:19.667
7	1:44.890	+1.199	14:55:04.557
8	<b>1:43.691</b>		14:56:48.248
<b>(220) PEDRO PASSARELLO</b>			
1	1:55.623	+5.967	14:45:18.063
2	1:55.248	+5.592	14:47:13.311
3	1:51.217	+1.561	14:49:04.528
4	1:50.470	+0.814	14:50:54.998
5	1:49.678	+0.022	14:52:44.676
6	<b>1:49.656</b>		14:54:34.332
7	1:51.188	+1.532	14:56:25.520
<b>(4) DANILO NEVES</b>			
1	2:05.913	+6.268	14:44:36.691
2	2:02.229	+2.584	14:46:38.920
3	2:01.359	+1.714	14:48:40.279
4	2:00.398	+0.753	14:50:40.677
5	2:04.375	+4.730	14:52:45.052

Lap	Lap Tm	Diff	Time of Day
6	2:00.715	+1.070	14:54:45.767
7	<b>1:59.645</b>		14:56:45.412
<b>(722) RHUAN CARLOS</b>			
1	2:14.276	+4.822	14:44:56.486
2	2:12.939	+3.485	14:47:09.425
3	2:12.521	+3.067	14:49:21.946
4	2:11.829	+2.375	14:51:33.775
5	2:14.111	+4.657	14:53:47.886
6	<b>2:09.454</b>		14:55:57.340
<b>(217) JOAQUIM BECARIA</b>			
1	2:21.492	+7.742	14:45:17.857
2	2:15.766	+2.016	14:47:33.623
3	2:15.723	+1.973	14:49:49.346
4	2:15.931	+2.181	14:52:05.277
5	<b>2:13.750</b>		14:54:19.027
6	2:59.390	+45.640	14:57:18.417
<b>(216) LUIZ FELYPE</b>			
1	<b>5:00.462</b>		14:55:50.824

Cronometragem: MARCOS A. MANCINI - Diretor de Prova: EVERTON TCHURMA

Orbits







1ª ETAPA  
2024  
27/28 ABRIL  
CACOAL



MX RONDÔNIA - 1a Etapa

Classificado por voltas

INFANTIL

Cacoal/RO 1,100 Km

Corrida

28/04/2024 14:00

Corrida iniciado em 14:40:21

POS	NUM	PILOTO	CATEGORIA	VOLTAS	DIF LÍDER	MOTO	CIDADE	PATROCINADOR/EQUIPE
1	269	ERICK MAGALHÃES	INFANTIL	8		GASGAS	NOVA MAMORÉ	GT OIL-AIBARA-HELIAI-FEDERAL BURGUER-DR PET-PREF MA
2	290	MURILLO NEVES	INFANTIL	8	1.145	KTM	ALTA FLORESTA D'OE	PAI
3	7	LUCAS CÂMARA	INFANTIL	8	32.735	KAWASAKI	CACOAL	WAGNER MOTOS-PRÓ FÓRMULA-FERNANDO DONADELLE
4	712	JOÃO VITOR	INFANTIL	8	57.417	YAMAHA	CONQUISTA D'OESTE	
5	408	VICTOR GABRIEL	INFANTIL	8	58.830	KTM	CACOAL	PROHOSROSE MEDICINA EQUINA RADIOLOGIA DIGITAL-SOR
6	220	PEDRO PASSARELLO	INFANTIL	7	1 Volta	KAWASAKI	CACOAL	BRIZOLA RACING-WAGNER MOTOS
7	4	DANILO NEVES	INFANTIL	7	1 Volta	KTM	ALTA FLORESTA	
8	722	RHUAN CARLOS	INFANTIL	6	2 Voltas	KTM	CACOAL	APILL>GO-BORRACHARIA MARINGÁ-WAGNER MOTOS-MEGA
9	217	JOAQUIM BECARIA	INFANTIL	6	2 Voltas	GASGAS	ARIQUEMES	NK RACING-CENTRAL TRANSPORTE-CRIATIVA COMUNICAÇÃO
10	216	LUIZ FELYPE	INFANTIL	1	7 Voltas	KTM	CEREJEIRAS	

Margem da Vitoria

velocidade Media

Tempo Melhor volta

Melhor Veloc.

Melhor Volta por..

1.145

34,142


1:40.317

39,475

290 - MURILLO NEVES


Cronometragem: MARCOS A. MANCINI - Diretor de Prova: EVERTON TCHURMA

Orbits





1ª ETAPA  
2024  
27/28 ABRIL  
CACOAL



## MX RONDÔNIA - 1a Etapa

INFANTIL

Cacoal/RO 1,100 Km

Treino Cronometrado



27/04/2024 15:00

Qualificação iniciado em 15:45:35

Lap	Lap Tm	Diff	Time of Day	Lap	Lap Tm	Diff	Time of Day	Lap	Lap Tm	Diff	Time of Day
<b>(269) ERICK MAGALHÃES</b>											
1	1:46.427	+5.720	15:49:10.673								
2	1:47.420	+6.713	15:50:58.093								
3	<b>1:40.707</b>		15:52:38.800								
4	1:40.845	+0.138	15:54:19.645								
5	1:45.130	+4.423	15:56:04.775								
6	2:28.021	+47.314	15:58:32.796								
<b>(7) LUCAS CÂMARA</b>											
1	1:47.461	+4.501	15:49:09.822								
2	1:47.436	+4.476	15:50:57.258								
3	1:45.175	+2.215	15:52:42.433								
4	1:44.037	+1.077	15:54:26.470								
5	1:43.833	+0.873	15:56:10.303								
6	<b>1:42.960</b>		15:57:53.263								
<b>(290) MURILLO NEVES</b>											
1	1:45.468	+1.780	15:49:11.709								
2	1:47.278	+3.590	15:50:58.987								
3	<b>1:43.688</b>		15:52:42.675								
4	1:44.426	+0.738	15:54:27.101								
5	1:44.010	+0.322	15:56:11.111								
6	1:43.891	+0.203	15:57:55.002								
<b>(220) PEDRO PASSARELLO</b>											
1	1:53.187	+5.885	15:49:45.326								
2	2:12.355	+25.053	15:51:57.681								
3	<b>1:47.302</b>		15:53:44.983								
4	1:49.204	+1.902	15:55:34.187								
5	2:08.588	+21.286	15:57:42.775								
<b>(408) VICTOR GABRIEL</b>											
1	1:51.454	+2.447	15:49:29.340								
2	1:50.050	+1.043	15:51:19.390								
3	1:50.059	+1.052	15:53:09.449								
4	<b>1:49.007</b>		15:54:58.456								
5	2:23.972	+34.965	15:57:22.428								
<b>(712) JOÃO VITOR</b>											
1	2:03.773	+11.687	15:49:51.866								
2	1:57.482	+5.396	15:51:49.348								
3	2:10.474	+18.388	15:53:59.822								
4	<b>1:52.086</b>		15:55:51.908								
5	1:52.449	+0.363	15:57:44.357								
<b>(217) JOAQUIM BECARIA</b>											
1	2:55.612	+24.857	15:51:14.256								
2	2:35.763	+5.008	15:53:50.019								
3	2:35.132	+4.377	15:56:25.151								
4	<b>2:30.755</b>		15:58:55.906								
<b>(722) APARÍCIO NETTO</b>											
1	<b>6:51.243</b>		15:55:00.339								

Cronometragem: MARCOS A. MANCINI - Diretor de Prova: EVERTON TCHURMA

Orbits





1ª ETAPA  
2024  
27/28 ABRIL  
CACOAL



SETUR  
Superintendência Estadual de Turismo



MX RONDÔNIA - 1a Etapa

Classificado pela melhor volta

INFANTIL

Cacoal/RO 1,100 Km

Treino Cronometrado




27/04/2024 15:00

Qualificação iniciado em 15:45:35

POS	NUM	PILOTO	CATEGORIA	M. TEMPO	DIF LÍDER	MOTO	CIDADE	PATROCINADOR/EQUIPE
1	269	ERICK MAGALHÃES	INFANTIL	1:40.707		GASGAS	NOVA MAMORÉ	GT OIL-ATBARA-HELLAR-FEDERAL BURGER-DI
2	7	LUCAS CÂMARA	INFANTIL	1:42.960	2.253	KAWASAKI	CACOAL	WAGNER MOTOS-PRÓ FÓRMULA-FERNANDO D
3	290	MURILLO NEVES	INFANTIL	1:43.688	2.981	KTM	ALTA FLORESTA D	PAI
4	220	PEDRO PASSARELLO	INFANTIL	1:47.302	6.595	KAWASAKI	CACOAL	BRIZOLA RACING-WAGNER MOTOS
5	408	VICTOR GABRIEL	INFANTIL	1:49.007	8.300	KTM	CACOAL	PROFUSÃO SE MEDICINA EQUINA RADIO LO GII
6	712	JOÃO VITOR	INFANTIL	1:52.086	11.379	YAMAHA	CONQUISTA D'O	
7	217	JOAQUIM BECARIA	INFANTIL	2:30.755	50.048	GASGAS	ARIQUEMES	NK RACING-CENTRAL TRANSPORTE-CRIATIVA
8	722	APARÍCIO NETTO	INFANTIL	6:51.243	5:10.536	HUSQVARNA	JARU	APIL->GO-CRISTINA MOTOS-MASSA FM

Cronometragem: MARCOS A. MANCINI - Diretor de Prova: EVERTON TCHURMA

Orbits





1ª ETAPA  
2024  
27/28 ABRIL  
CACOAL



## MX RONDÔNIA - 1a Etapa

JÚNIOR / FEMININA

Cacoal/RO 1,100 Km

Corrida

28/04/2024 13:30

Corrida iniciado em 14:18:47

Lap	Lap Tm	Diff	Time of Day
<b>(221) PEDRO ANDRADE</b>			
1	1:34.974	+4.249	14:21:58.876
2	1:44.338	+13.613	14:23:43.214
3	1:32.238	+1.513	14:25:15.452
4	<b>1:30.725</b>		14:26:46.177
5	1:31.499	+0.774	14:28:17.676
6	1:37.159	+6.434	14:29:54.835
7	1:34.027	+3.302	14:31:28.862
8	1:31.236	+0.511	14:33:00.098

Lap	Lap Tm	Diff	Time of Day
<b>(190) WERIQUE HENRIQUE</b>			
1	1:36.080	+6.330	14:22:12.212
2	1:32.208	+2.458	14:23:44.420
3	1:32.911	+3.161	14:25:17.331
4	1:31.908	+2.158	14:26:49.239
5	1:32.409	+2.659	14:28:21.648
6	1:34.901	+5.151	14:29:56.549
7	1:33.863	+4.113	14:31:30.412
8	<b>1:29.750</b>		14:33:00.162

Lap	Lap Tm	Diff	Time of Day
<b>(68) CAIO CANALE</b>			
1	1:38.862	+0.118	14:22:10.570
2	<b>1:38.744</b>		14:23:49.314
3	1:38.911	+0.167	14:25:28.225
4	1:40.644	+1.900	14:27:08.869
5	1:41.544	+2.800	14:28:50.413
6	1:39.435	+0.691	14:30:29.848
7	1:39.512	+0.768	14:32:09.360
8	1:40.164	+1.420	14:33:49.524

Lap	Lap Tm	Diff	Time of Day
<b>(7) LUCAS CÂMARA</b>			
1	1:41.704	+2.744	14:22:15.380
2	1:41.793	+2.833	14:23:57.173
3	1:44.315	+5.355	14:25:41.488
4	1:42.010	+3.050	14:27:23.498
5	1:42.770	+3.810	14:29:06.268
6	<b>1:38.960</b>		14:30:45.228
7	1:39.862	+0.902	14:32:25.090
8	1:51.485	+12.525	14:34:16.575

Lap	Lap Tm	Diff	Time of Day
<b>(290) MURILLO NEVES</b>			
1	1:44.452	+1.537	14:22:26.237
2	1:46.392	+3.477	14:24:12.629
3	1:44.374	+1.459	14:25:57.003
4	1:43.776	+0.861	14:27:40.779
5	1:46.058	+3.143	14:29:26.837
6	1:44.170	+1.255	14:31:11.007
7	1:44.329	+1.414	14:32:55.336
8	<b>1:42.915</b>		14:34:38.251

Lap	Lap Tm	Diff	Time of Day
<b>(47) GABRIEL FERREIRA</b>			
1	1:47.279	+3.197	14:22:32.357
2	1:45.505	+1.423	14:24:17.862
3	<b>1:44.082</b>		14:26:01.944
4	1:48.313	+4.231	14:27:50.257
5	1:47.707	+3.625	14:29:37.964
6	1:50.490	+6.408	14:31:28.454
7	1:48.643	+4.561	14:33:17.097

Lap	Lap Tm	Diff	Time of Day
<b>(69) VANESSA BARRA</b>			
1	1:51.885	+4.588	14:22:36.450
2	<b>1:47.297</b>		14:24:23.747
3	1:47.787	+0.490	14:26:11.534
4	1:47.383	+0.086	14:27:58.917
5	1:50.378	+3.081	14:29:49.295

Lap	Lap Tm	Diff	Time of Day
6	1:50.772	+3.475	14:31:40.067
7	1:48.280	+0.983	14:33:28.347
<b>(7) DAIANY KNAACK</b>			
1	1:51.279	+3.239	14:22:34.675
2	1:50.047	+2.007	14:24:24.722
3	1:48.976	+0.936	14:26:13.698
4	1:49.748	+1.708	14:28:03.446
5	1:51.815	+3.775	14:29:55.261
6	1:49.220	+1.180	14:31:44.481
7	<b>1:48.040</b>		14:33:32.521

Lap	Lap Tm	Diff	Time of Day
<b>(879) ARTHUR DUTTO</b>			
1	1:50.744	+1.194	14:22:32.043
2	1:50.032	+0.482	14:24:22.075
3	1:50.069	+0.519	14:26:12.144
4	1:50.605	+1.055	14:28:02.749
5	1:50.827	+1.277	14:29:53.576
6	<b>1:49.550</b>		14:31:43.126
7	1:50.694	+1.144	14:33:33.820

Lap	Lap Tm	Diff	Time of Day
<b>(21) BEATRIZ INGREDY</b>			
1	1:48.337	+1.601	14:22:52.528
2	<b>1:46.736</b>		14:24:39.264
3	1:50.585	+3.849	14:26:29.849
4	1:49.997	+3.261	14:28:19.846
5	1:47.829	+1.093	14:30:07.675
6	1:50.878	+4.142	14:31:58.553
7	1:52.546	+5.810	14:33:51.099


Lap	Lap Tm	Diff	Time of Day
<b>(43) LAVINIA NOGUEIRA</b>			
1	2:07.632	+5.626	14:23:42.286
2	2:08.656	+6.650	14:25:50.942
3	2:09.262	+7.256	14:28:00.204
4	2:06.266	+4.260	14:30:06.470
5	<b>2:02.006</b>		14:32:08.476
6	2:03.039	+1.033	14:34:11.515

Lap	Lap Tm	Diff	Time of Day
<b>(722) RHUAN CARLOS</b>			
1	2:28.346	+12.424	14:23:55.196
2	2:22.442	+6.520	14:26:17.638
3	2:21.806	+5.884	14:28:39.444
4	<b>2:15.922</b>		14:30:55.366
5	2:16.077	+0.155	14:33:11.443

Lap	Lap Tm	Diff	Time of Day
<b>(4) DANILO TOLOTTI</b>			
1	1:59.674	+2.403	14:23:25.212
2	<b>1:57.271</b>		14:25:22.483

Cronometragem: MARCOS A. MANCINI - Diretor de Prova: EVERTON TCHURMA

Orbits







1ª ETAPA  
2024  
27/28 ABRIL  
CACOAL



MX RONDÔNIA - 1a Etapa

Classificado por voltas

JÚNIOR / FEMININA

Cacoal/RO 1,100 Km

Corrida

28/04/2024 13:30

Corrida iniciado em 14:18:47

POS	NUM	PILOTO	CATEGORIA	VOLTAS	DIF LÍDER	MOTO	CIDADE	PATROCINADOR/EQUIPE
-----	-----	--------	-----------	--------	-----------	------	--------	---------------------

FEMININA

1	69	VANESSA BARRA	FEMININA	7		YAMAHA	JUARA	AUTO ESCOLA TAPURAH
2	7	DAIANY KNAACK	FEMININA	7	4.174	HONDA	SANTA LUZIA D'OEST	ELSIHO PREPARAÇÕES-PO LAQUINHO POSTO DE MOLAS-DS
3	21	BEATRIZ INGREDY	FEMININA	7	22.752	HONDA	SÃO MIGUEL DO GUA	MORGAN TERRAPLANAGEM-TORNEARIA VITO-TAATORDICO
4	43	LAVINIA NOGUEIRA	FEMININA	6	1 Volta	HONDA	BURITIS	

JÚNIOR

1	221	PEDRO ANDRADE	JÚNIOR	8		GASGAS	NOVA MUTUM	
2	190	WERIQUE HENRIQUE	JÚNIOR	8	0.064	HONDA	ROLIM DE MOURA	
3	68	CAIO CANALE	JÚNIOR	8	49.426	HONDA	COLORADO DO OEST	STAR MOTOS
4	7	LUCAS CÂMARA	JÚNIOR	8	1:16.477	YAMAHA	CACOAL	WAGNER MOTOS-PRÓ FÓRMULA-FERNANDO DONADELLE
5	290	MURILLO NEVES	JÚNIOR	8	1:38.153	KTM	ALTA FLORESTA D'OE	PAI
6	47	GABRIEL FERREIRA	JÚNIOR	7	1 Volta	HONDA	ROLIM DE MOURA	ZENILDO AUTOMAÇÃO
7	879	ARTHUR DUTTO	JÚNIOR	7	1 Volta	HONDA	CACOAL	DOTTO MIX
8	722	RHUAN CARLOS	JÚNIOR	5	3 Voltas	YAMAHA	CACOAL	APIL->GO
9	4	DANILO TOLOTTI	JÚNIOR	2	6 Voltas	KTM	ALTA FLORESTA D'OE	AGRO MAIS

Margem da Vitoria

velocidade Media

Tempo Melhor volta

Melhor Veloc.

Melhor Volta por..

0.064

37,174


1:29.750

44,123

190 - WERIQUE HENRIQUE

Cronometragem: MARCOS A. MANCINI - Diretor de Prova: EVERTON TCHURMA

Orbits



MX RONDÔNIA - 1a Etapa

JÚNIOR / FEMININA

Cacoal/RO 1,100 Km

Treino Cronometrado

27/04/2024 15:30

Qualificação iniciado em 16:00:34

Lap	Lap Tm	Diff	Time of Day
<b>(221) PEDRO ANDRADE</b>			
1	1:28.958	+0.810	16:03:39.981
2	1:28.809	+0.661	16:05:08.790
3	1:48.340	+20.192	16:06:57.130
4	1:30.264	+2.116	16:08:27.394
5	3:42.536	+2:14.388	16:12:09.930
6	<b>1:28.148</b>		16:13:38.078
7	1:39.783	+11.635	16:15:17.861
8	1:30.545	+2.397	16:16:48.406
<b>(190) WERIQUE HENRIQUE</b>			
1	1:39.102	+6.697	16:04:22.701
2	1:37.272	+4.867	16:05:59.973
3	1:32.801	+0.396	16:07:32.774
4	1:34.304	+1.899	16:09:07.078
5	1:36.320	+3.915	16:10:43.398
6	3:00.678	+1:28.273	16:13:44.076
7	1:36.747	+4.342	16:15:20.823
8	<b>1:32.405</b>		16:16:53.228
<b>(7) LUCAS CÂMARA</b>			
1	1:40.751	+0.703	16:10:53.866
2	<b>1:40.048</b>		16:12:33.914
3	1:43.234	+3.186	16:14:17.148
4	1:42.597	+2.549	16:15:59.745
<b>(269) ERICK MAGALHÃES</b>			
1	1:41.935	+0.295	16:07:45.102
2	1:42.886	+1.246	16:09:27.988
3	<b>1:41.640</b>		16:11:09.628
4	1:43.598	+1.958	16:12:53.226
5	1:44.020	+2.380	16:14:37.246
6	1:46.551	+4.911	16:16:23.797
<b>(290) MURILLO NEVES</b>			
1	<b>1:43.578</b>		16:07:19.337
2	1:43.932	+0.354	16:09:03.269
3	1:44.631	+1.053	16:10:47.900
4	1:48.768	+5.190	16:12:36.668
5	1:45.059	+1.481	16:14:21.727
6	1:47.846	+4.268	16:16:09.573
<b>(21) BEATRIZ INGREDY</b>			
1	1:50.487	+5.274	16:04:48.086
2	1:49.494	+4.281	16:06:37.580
3	1:53.525	+8.312	16:08:31.105
4	1:58.763	+13.550	16:10:29.868
5	1:49.723	+4.510	16:12:19.591
6	<b>1:45.213</b>		16:14:04.804
7	1:47.781	+2.568	16:15:52.585
<b>(7) DAIANY KNAACK</b>			
1	1:49.282	+3.341	16:04:23.716
2	1:47.985	+2.044	16:06:11.701
3	1:47.196	+1.255	16:07:58.897
4	<b>1:45.941</b>		16:09:44.838
5	1:46.979	+1.038	16:11:31.817
6	1:51.174	+5.233	16:13:22.991
7	2:00.205	+14.264	16:15:23.196
8	1:49.712	+3.771	16:17:12.908
<b>(69) VANESSA BARRA</b>			
1	2:00.059	+13.548	16:04:40.005
2	1:56.331	+9.820	16:06:36.336
3	1:55.928	+9.417	16:08:32.264

Lap	Lap Tm	Diff	Time of Day
4	2:08.694	+22.183	16:10:40.958
5	<b>1:46.511</b>		16:12:27.469
6	1:49.272	+2.761	16:14:16.741
7	1:50.168	+3.657	16:16:06.909
<b>(47) GABRIEL FERREIRA</b>			
1	1:54.662	+2.615	16:04:32.464
2	1:54.408	+2.361	16:06:26.872
3	1:53.067	+1.020	16:08:19.939
4	1:53.396	+1.349	16:10:13.335
5	1:53.278	+1.231	16:12:06.613
6	<b>1:52.047</b>		16:13:58.660
7	1:52.503	+0.456	16:15:51.163
<b>(879) ARTHUR DUTTO</b>			
1	1:57.344	+4.727	16:04:40.574
2	1:53.433	+0.816	16:06:34.007
3	1:55.523	+2.906	16:08:29.530
4	1:57.230	+4.613	16:10:26.760
5	1:56.600	+3.983	16:12:23.360
6	1:52.828	+0.211	16:14:16.188
7	<b>1:52.617</b>		16:16:08.805
<b>(43) LAVINIA NOGUEIRA</b>			
1	2:03.965	+4.483	16:05:00.878
2	2:00.504	+1.022	16:07:01.382
3	2:01.715	+2.233	16:09:03.097
4	4:19.404	+2:19.922	16:13:22.501
5	2:01.078	+1.596	16:15:23.579
6	<b>1:59.482</b>		16:17:23.061

Lap Lap Tm Diff Time of Day



1ª ETAPA  
2024  
27/28 ABRIL  
CACOAL



MX RONDÔNIA - 1a Etapa

Classificado pela melhor volta

JÚNIOR / FEMININA

Cacoal/RO 1,100 Km

Treino Cronometrado




27/04/2024 15:30

Qualificação iniciado em 16:00:34

POS	NUM	PILOTO	CATEGORIA	M. TEMPO	DIF LÍDER	MOTO	CIDADE	PATROCINADOR/EQUIPE
1	221	PEDRO ANDRADE	JUNIOR	1:28.148		GASGAS	NOVA MUTUM	
2	190	WERIQUE HENRIQUE	JUNIOR	1:32.405	4.257	HONDA	ROLIM DE MOUR	
3	7	LUCAS CÂMARA	JÚNIOR	1:40.048	11.900	YAMAHA	CACOAL	WAGNER MOTOS-PRÓ FÓRMULA-FERNANDO D
4	269	ERICK MAGALHÃES	JÚNIOR	1:41.640	13.492	KTM	NOVA MAMORÉ	GT OIL-AISARA-HELIX-FEDERAL BURGER-DI
5	290	MURILLO NEVES	JÚNIOR	1:43.578	15.430	KTM	ALTA FLORESTA D	PAI
6	21	BEATRIZ INGREDY	FEMININA	1:45.213	17.065	HONDA	SÃO MIGUEL DO	MORGAN TERRAPLANAGEM-TORNEARIA VITO C
7	7	DAIANY KNAACK	FEMININA	1:45.941	17.793	HONDA	SANTA LUZIA D'O	ELIENHO PREPARAÇÕES-POLOAQUINO POSTO
8	69	VANESSA BARRA	FEMININA	1:46.511	18.363	YAMAHA	JUARA	AUTO ESCOLA TAPURAH
9	47	GABRIEL FERREIRA	JÚNIOR	1:52.047	23.899	HONDA	ROLIM DE MOUR	ZENILDO AUTOMAÇÃO
10	879	ARTHUR DUTTO	JUNIOR	1:52.617	24.469	HONDA	CACOAL	
11	43	LAVINIA NOGUEIRA	FEMININA	1:59.482	31.334	HONDA	BURITIS	

Cronometragem: MARCOS A. MANCINI - Diretor de Prova: EVERTON TCHURMA

Orbits





1ª ETAPA  
2024  
27/28 ABRIL  
CACOAL



## MX RONDÔNIA - 1a Etapa

MIRIM

Cacoal/RO 1,100 Km

Corrida

28/04/2024 16:00


Corrida iniciado em 16:36:31

Lap	Lap Tm	Diff	Time of Day
<b>(269) ERICK MAGALHÃES</b>			
1	57.200	+0.048	16:38:29.830
2	<b>57.152</b>		16:39:26.982
3	58.186	+1.034	16:40:25.168
4	59.009	+1.857	16:41:24.177
5	1:01.283	+4.131	16:42:25.460
6	1:00.669	+3.517	16:43:26.129
7	1:00.302	+3.150	16:44:26.431
8	1:01.922	+4.770	16:45:28.353
9	1:00.646	+3.494	16:46:28.999
10	57.507	+0.355	16:47:26.506
<b>(6) HEITOR KLUSKA</b>			
1	1:00.955	+2.601	16:38:36.645
2	1:04.802	+6.448	16:39:41.447
3	1:00.701	+2.347	16:40:42.148
4	1:00.434	+2.080	16:41:42.582
5	1:03.829	+5.475	16:42:46.411
6	1:01.565	+3.211	16:43:47.976
7	59.124	+0.770	16:44:47.100
8	<b>58.354</b>		16:45:45.454
9	58.674	+0.320	16:46:44.128
10	58.836	+0.482	16:47:42.964
<b>(722) APARÍCIO NETTO</b>			
1	1:25.575	+25.199	16:39:03.245
2	1:01.642	+1.266	16:40:04.887
3	1:04.325	+3.949	16:41:09.212
4	1:36.394	+36.018	16:42:45.606
5	1:02.103	+1.727	16:43:47.709
6	1:00.593	+0.217	16:44:48.302
7	1:02.549	+2.173	16:45:50.851
8	<b>1:00.376</b>		16:46:51.227
9	1:00.698	+0.322	16:47:51.925
<b>(217) JOAQUIM</b>			
1	1:03.828	+0.354	16:38:48.706
2	1:06.049	+2.575	16:39:54.755
3	1:05.872	+2.398	16:41:00.627
4	<b>1:03.474</b>		16:42:04.101
5	1:14.580	+11.106	16:43:18.681
6	1:10.454	+6.980	16:44:29.135
7	1:08.552	+5.078	16:45:37.687
8	1:10.055	+6.581	16:46:47.742
9	1:04.768	+1.294	16:47:52.510
<b>(214) HEITOR GODOY</b>			
1	1:13.396	+8.521	16:38:57.135
2	1:10.343	+5.468	16:40:07.478
3	1:07.625	+2.750	16:41:15.103
4	1:09.205	+4.330	16:42:24.308
5	1:06.519	+1.644	16:43:30.827
6	<b>1:04.875</b>		16:44:35.702
7	1:07.061	+2.186	16:45:42.763
8	1:08.506	+3.631	16:46:51.269
9	1:05.017	+0.142	16:47:56.286
<b>(216) FELYPE ROSA</b>			
1	1:08.538	+0.628	16:38:47.291
2	1:08.445	+0.535	16:39:55.736
3	1:11.340	+3.430	16:41:07.076
4	1:14.890	+6.980	16:42:21.966
5	1:11.101	+3.191	16:43:33.067
6	1:11.739	+3.829	16:44:44.806
7	<b>1:07.910</b>		16:45:52.716

Lap	Lap Tm	Diff	Time of Day
8	1:15.253	+7.343	16:47:07.969
9	1:09.327	+1.417	16:48:17.296
<b>(27) AFONSO FARIA</b>			
1	1:40.538	+22.171	16:39:51.398
2	1:29.852	+11.485	16:41:21.250
3	1:26.837	+8.470	16:42:48.087
4	1:25.436	+7.069	16:44:13.523
5	1:23.472	+5.105	16:45:36.995
6	<b>1:18.367</b>		16:46:55.362
7	1:22.514	+4.147	16:48:17.876
<b>(4) DANILO TOLOTTI</b>			
1	1:39.606	+4.586	16:39:56.038
2	1:37.528	+2.508	16:41:33.566
3	1:37.097	+2.077	16:43:10.663
4	<b>1:35.020</b>		16:44:45.683
5	1:36.520	+1.500	16:46:22.203
6	1:36.362	+1.342	16:47:58.565
<b>(87) CESAR GUILHERME</b>			
1	2:17.858	+23.305	16:40:50.256
2	2:26.819	+32.266	16:43:17.075
3	<b>1:54.553</b>		16:45:11.628
4	2:12.468	+17.915	16:47:24.096
5	2:01.447	+6.894	16:49:25.543

Cronometragem: MARCOS A. MANCINI - Diretor de Prova: EVERTON TCHURMA

Orbits







1ª ETAPA  
2024  
27/28 ABRIL  
CACOAL



MX RONDÔNIA - 1a Etapa

Classificado por voltas


MIRIM Cacoal/RO 1,100 Km  
Corrida 28/04/2024 16:00  
Corrida iniciado em 16:36:31

POS	NUM	PILOTO	CATEGORIA	VOLTAS	DIF LÍDER	MOTO	CIDADE	PATROCINADOR/EQUIPE
1	269	ERICK MAGALHÃES	MIRIM	10		KTM	NOVA MAMORÉ	GT OIL-AIBARA-HELIAI-FEDERAL BURGUER-D R PET-PREF MA
2	6	HEITOR KLUSKA	MIRIM	10	16.458	GASGAS	ROLIM DE MOURA	POSTO MAIS
3	722	APARÍCIO NETTO	MIRIM	9	1 Volta	YAMAHA	JARU	APIL->GO-CRISTINA MOTOS-MASSA FM
4	217	JOAQUIM	MIRIM	9	1 Volta	KTM	ARIQUEMES	
5	214	HEITOR GODOY	MIRIM	9	1 Volta	HONDA	JARU	
6	216	FELYPE ROSA	MIRIM	9	1 Volta	KTM	BARRA DO GARÇAS/M	
7	27	AFONSO FARIA	MIRIM	7	3 Voltas	YAMAHA	ARIQUEMES	
8	4	DANILO TOLOTTI	MIRIM	6	4 Voltas	KTM	ALTA FLORESTA D'O'E	AGRO MAIS
9	87	CESAR GUILHERME	MIRIM	5	5 Voltas	KTM	PIMENTA BUENO	RODRIGO AUTO SOCORRO-B&M CLIMATIZAÇÃO

Margem da Vitoria	velocidade Media	Tempo Melhor volta	Melhor Veloc.	Melhor Volta por..
16.458	60,443	57.152	69,289	269 - ERICK MAGALHÃES

Cronometragem: MARCOS A. MANCINI - Diretor de Prova: EVERTON TCHURMA

Orbits





1ª ETAPA  
2024  
27/28 ABRIL  
CACOAL



## MX RONDÔNIA - 1a Etapa

MIRIM

Cacoal/RO 1,100 Km

Treino Cronometrado

27/04/2024 16:40

Qualificação iniciado em 16:48:50

Lap	Lap Tm	Diff	Time of Day
<b>(269) ERICK MAGALHÃES</b>			
1	57.935	+4.058	17:00:21.323
2	55.631	+1.754	17:01:16.954
3	57.053	+3.176	17:02:14.007
4	<b>53.877</b>		17:03:07.884
5	54.137	+0.260	17:04:02.021
6	56.938	+3.061	17:04:58.959
7	56.051	+2.174	17:05:55.010
8	55.923	+2.046	17:06:50.933

Lap	Lap Tm	Diff	Time of Day
<b>(6) HEITOR KLUSKA</b>			
1	1:08.766	+8.892	17:00:42.064
2	1:04.652	+4.778	17:01:46.716
3	1:03.224	+3.350	17:02:49.940
4	1:04.110	+4.236	17:03:54.050
5	1:02.996	+3.122	17:04:57.046
6	<b>59.874</b>		17:05:56.920
7	1:01.393	+1.519	17:06:58.313
8	2:09.443	+1:09.569	17:09:07.756

Lap	Lap Tm	Diff	Time of Day
<b>(722) APARÍCIO NETTO</b>			
1	1:09.142	+8.810	17:00:41.686
2	1:05.917	+5.585	17:01:47.603
3	1:04.015	+3.683	17:02:51.618
4	1:02.170	+1.838	17:03:53.788
5	1:01.249	+0.917	17:04:55.037
6	<b>1:00.332</b>		17:05:55.369
7	1:01.022	+0.690	17:06:56.391
8	1:02.647	+2.315	17:07:59.038



Lap	Lap Tm	Diff	Time of Day
<b>(216) FELYPE ROSA</b>			
1	1:21.251	+16.261	17:01:06.068
2	1:15.308	+10.318	17:02:21.376
3	1:11.639	+6.649	17:03:33.015
4	1:08.273	+3.283	17:04:41.288
5	1:08.676	+3.686	17:05:49.964
6	1:07.108	+2.118	17:06:57.072
7	<b>1:04.990</b>		17:08:02.062

Lap	Lap Tm	Diff	Time of Day
<b>(214) HEITOR GODOY</b>			
1	1:21.206	+9.524	17:03:44.733
2	1:17.679	+5.997	17:05:02.412
3	1:15.453	+3.771	17:06:17.865
4	1:13.494	+1.812	17:07:31.359
5	<b>1:11.682</b>		17:08:43.041

Lap	Lap Tm	Diff	Time of Day
<b>(27) AFONSO FARIA</b>			
1	1:47.559	+12.727	17:01:55.220
2	1:50.528	+15.696	17:03:45.748
3	1:44.444	+9.612	17:05:30.192
4	1:40.813	+5.981	17:07:11.005
5	<b>1:34.832</b>		17:08:45.837

Cronometragem: MARCOS A. MANCINI - Diretor de Prova: EVERTON TCHURMA

Orbits





1ª ETAPA  
2024  
27/28 ABRIL  
CACOAL



MX RONDÔNIA - 1a Etapa

Classificado pela melhor volta

MIRIM

Cacoal/RO 1,100 Km

Treino Cronometrado


27/04/2024 16:40

Qualificação iniciado em 16:48:50

POS	NUM	PILOTO	CATEGORIA	M. TEMPO	DIF LÍDER	MOTO	CIDADE	PATROCINADOR/EQUIPE
1	269	ERICK MAGALHÃES	MIRIM	53.877		KTM	NOVA MAMORÉ	GT OIL-4 TORRA-HELIA-FEDERAL BURGER-DI
2	6	HEITOR KLUSKA	MIRIM	59.874	5.997	GASGAS	ROLIM DE MOUR	POSTO MAIS
3	722	APARÍCIO NETTO	MIRIM	1:00.332	6.455	YAMAHA	JARU	APIL>GO-CRISTINA MOTOS-MASSA FM
4	216	FELYPE ROSA	MIRIM	1:04.990	11.113	KTM	BARRA DO GARÇ	
5	214	HEITOR GODOY	MIRIM	1:11.682	17.805	HONDA	JARU	
6	27	AFONSO FARIA	MIRIM	1:34.832	40.955	YAMAHA	ARIQUEMES	

Cronometragem: MARCOS A. MANCINI - Diretor de Prova: EVERTON TCHURMA

Orbits



MX RONDÔNIA - 1a Etapa

NACIONAL 125/230

Cacoal/RO 1,100 Km

Corrida

28/04/2024 16:30

Corrida iniciado em 11:45:33

Lap	Lap Tm	Diff	Time of Day
<b>(94) GUTIERREZ VALANI</b>			
1	1:26.937	+1.363	11:48:30.321
2	1:26.410	+0.836	11:49:56.731
3	1:27.403	+1.829	11:51:24.134
4	1:28.080	+2.506	11:52:52.214
5	1:27.583	+2.009	11:54:19.797
6	1:27.154	+1.580	11:55:46.951
7	1:26.618	+1.044	11:57:13.569
8	1:27.143	+1.569	11:58:40.712
9	1:26.266	+0.692	12:00:06.978
10	<b>1:25.574</b>		12:01:32.552
<b>(24) THIAGO MARQUES</b>			
1	1:27.334	+2.510	11:48:32.734
2	1:26.251	+1.427	11:49:58.985
3	1:26.280	+1.456	11:51:25.265
4	1:29.820	+4.996	11:52:55.085
5	1:25.998	+1.174	11:54:21.083
6	1:27.273	+2.449	11:55:48.356
7	1:28.321	+3.497	11:57:16.677
8	1:25.101	+0.277	11:58:41.778
9	1:26.795	+1.971	12:00:08.573
10	<b>1:24.824</b>		12:01:33.397
<b>(164) KLEITON RIK</b>			
1	<b>1:28.058</b>		11:48:37.284
2	1:28.762	+0.704	11:50:06.046
3	1:28.265	+0.207	11:51:34.311
4	1:28.956	+0.898	11:53:03.267
5	1:29.441	+1.383	11:54:32.708
6	1:29.661	+1.603	11:56:02.369
7	1:29.473	+1.415	11:57:31.842
8	1:30.017	+1.959	11:59:01.859
9	1:29.764	+1.706	12:00:31.623
10	1:32.543	+4.485	12:02:04.166
<b>(37) ANDERSON SILVA</b>			
1	1:32.063	+3.265	11:48:47.338
2	1:31.576	+2.778	11:50:18.914
3	1:29.663	+0.865	11:51:48.577
4	<b>1:28.798</b>		11:53:17.375
5	1:30.076	+1.278	11:54:47.451
6	1:30.119	+1.321	11:56:17.570
7	1:30.147	+1.349	11:57:47.717
8	1:33.009	+4.211	11:59:20.726
9	1:35.702	+6.904	12:00:56.428
10	1:44.114	+15.316	12:02:40.542
<b>(190) WERINQUE HENRIQUE</b>			
1	1:32.650	+0.713	11:48:52.631
2	<b>1:31.937</b>		11:50:24.568
3	1:33.348	+1.411	11:51:57.916
4	1:33.935	+1.998	11:53:31.851
5	1:32.658	+0.721	11:55:04.509
6	1:33.813	+1.876	11:56:38.322
7	1:33.270	+1.333	11:58:11.592
8	1:32.965	+1.028	11:59:44.557
9	1:31.961	+0.024	12:01:16.518
10	1:38.250	+6.313	12:02:54.768
<b>(68) CAIO CANALE</b>			
1	1:40.132	+5.897	11:49:02.179
2	1:37.559	+3.324	11:50:39.738
3	1:36.526	+2.291	11:52:16.264
4	1:36.670	+2.435	11:53:52.934

Lap	Lap Tm	Diff	Time of Day
5	1:36.854	+2.619	11:55:29.788
6	1:37.657	+3.422	11:57:07.445
7	1:37.332	+3.097	11:58:44.777
8	1:36.425	+2.190	12:00:21.202
9	<b>1:34.235</b>		12:01:55.437
<b>(2) MAYCON DOUGLAS</b>			
1	<b>1:32.574</b>		11:48:45.066
2	1:33.309	+0.335	11:50:18.375
3	1:38.094	+5.120	11:51:56.469
4	1:40.137	+7.163	11:53:36.606
5	1:42.367	+9.393	11:55:18.973
6	1:38.746	+5.772	11:56:57.719
7	1:37.040	+4.066	11:58:34.759
8	1:38.872	+5.898	12:00:13.631
9	1:48.776	+15.802	12:02:02.407
<b>(122) UELLITON LOPES</b>			
1	1:39.521	+0.869	11:48:58.815
2	1:41.074	+2.422	11:50:39.889
3	1:39.140	+0.488	11:52:19.029
4	<b>1:38.652</b>		11:53:57.681
5	1:42.628	+3.976	11:55:40.309
6	1:42.702	+4.050	11:57:23.011
7	1:51.598	+12.946	11:59:14.609
8	1:47.270	+8.618	12:01:01.879
9	1:40.752	+2.100	12:02:42.631
<b>(31) JOÃO HELI</b>			
1	1:32.988	+1.416	11:48:46.069
2	1:33.741	+2.169	11:50:19.810
3	1:33.847	+2.275	11:51:53.657
4	1:35.973	+4.401	11:53:29.630
5	<b>1:31.572</b>		11:55:01.202
6	1:36.040	+4.468	11:56:37.242
7	1:55.721	+24.149	11:58:32.963
8	2:21.651	+50.079	12:00:54.614
9	1:52.886	+21.314	12:02:47.500
<b>(93) VENÍCIO RICARDO</b>			
1	<b>1:40.374</b>		11:49:04.724
2	1:43.043	+2.669	11:50:47.767
3	1:46.086	+5.712	11:52:33.853
4	1:53.331	+12.957	11:54:27.184
5	1:51.188	+10.814	11:56:18.372
6	1:53.585	+13.211	11:58:11.957
7	1:55.070	+14.696	12:00:07.027
8	1:58.000	+17.626	12:02:05.027
<b>(47) GABRIEL FERREIRA</b>			
1	1:48.472	+0.429	11:49:17.607
2	<b>1:48.043</b>		11:51:05.650
3	1:51.016	+2.973	11:52:56.666
4	1:52.944	+4.901	11:54:49.610
5	1:52.295	+4.252	11:56:41.905
6	1:50.161	+2.118	11:58:32.066
7	1:49.249	+1.206	12:00:21.315
8	1:49.907	+1.864	12:02:11.222
<b>(111) IVERSON ROSSACI</b>			
1	1:43.159	+3.203	11:49:10.061
2	<b>1:39.956</b>		11:50:50.017
3	1:40.832	+0.876	11:52:30.849
4	1:43.916	+3.960	11:54:14.765
<b>(44) ADRIANO DE SÁ</b>			





1ª ETAPA  
2024  
27/28 ABRIL  
CACOAL



MX RONDÔNIA - 1a Etapa

Classificado por voltas

NACIONAL 125/230

Cacoal/RO 1,100 Km

Corrida

28/04/2024 16:30

Corrida iniciado em 11:45:33

POS	NUM	PILOTO	CATEGORIA	VOLTAS	DIF LÍDER	MOTO	CIDADE	PATROCINADOR/EQUIPE
1	94	GUTIERREZ VALANI	NAC 125/230CC	10		HONDA	NOVO HORIZONTE DE	ELBINHO PREPARAÇÕES-LAVA JATO DO LOIRINHO-CAFFEEIRA
2	24	THIAGO MARQUES	NAC 125/230CC	10	0.845	HONDA	VILHENA	CHURRU TORNO E SOLDA
3	164	KLEITON RIK	NAC 125/230CC	10	31.614	HONDA	COLORADO DO OEST	MK RACING-STAR MOTOS-RODRIGO MOTOR CAM-IGS TECN
4	37	ANDERSON SILVA	NAC 125/230CC	10	1:07.990	HONDA	COLORADO DO OEST	DOTTO MIX
5	190	WERINQUE HENRIQUE	NAC 125/230CC	10	1:22.216	HONDA	ROLIM DE MOURA	
6	68	CAIO CANALE	NAC 125/230CC	9	1 Volta	HONDA	COLORADO DO OEST	STAR MOTOS
7	2	MAYCON DOUGLAS	NAC 125/230CC	9	1 Volta	HONDA	CHUPINGUAIA	MAS RACING MOTOS-FAZENDA PORTO RICO
8	122	UELLITON LOPES	NAC 125/230CC	9	1 Volta	HONDA	ALVORADA DO OESTE	FEDERAL BURGUER-MECÂNICA LOPES-POLACO MOTO S-LAVA
9	31	JOÃO HELI	NAC 125/230CC	9	1 Volta	HONDA	ALTO PARAÍSO	CURICO PREPARAÇÃO-CASA DAS PLANTAS-FAZENDA OURO V
10	93	VENÍCIO RICARDO	NAC 125/230CC	8	2 Voltas	HONDA	CACOAL	GUIMA MOTOS-MARQUE'S BURGER
11	47	GABRIEL FERREIRA	NAC 125/230CC	8	2 Voltas	HONDA	ROLIM DE MOURA	

Não classificado (50% = 5 Voltas)

111	IVERSON ROSSACI	NAC 125/230CC	4	6 Voltas	YAMAHA	CHUPINGUAIA	MS RACING MOTOS-FAZENDA PORTO RICO
44	ADRIANO DE SÁ	NAC 125/230CC	1	9 Voltas	HONDA	COLORADO DO OEST	

Margem da Vitoria

velocidade Media

Tempo Melhor volta

Melhor Veloc.

Melhor Volta por..

0.845

41,278



1:24.824

46,685

24 - THIAGO MARQUES

Cronometragem: MARCOS A. MANCINI - Diretor de Prova: EVERTON TCHURMA

Orbits



## MX RONDÔNIA - 1a Etapa

NACIONAL 125/230

Cacoal/RO 1,100 Km

Treino Cronometrado

27/04/2024 17:00

Qualificação iniciado em 17:11:54

Lap	Lap Tm	Diff	Time of Day	Lap	Lap Tm	Diff	Time of Day	Lap	Lap Tm	Diff	Time of Day
<b>(94) GUTIERREZ VALANI</b>				1	1:25.415		17:14:07.023	1	1:53.177	+3.071	17:15:00.226
2	1:26.096	+0.681	17:15:33.119	2	1:50.751	+0.645	17:16:50.977	3	1:55.619	+5.513	17:18:46.596
3	1:27.182	+1.767	17:17:00.301	4	1:53.615	+3.509	17:20:40.211	5	1:50.106		17:22:30.317
4	1:27.361	+1.946	17:18:27.662	<b>(90) EDSON LOUVEM</b>				1	1:50.559		17:15:01.662
5	1:26.973	+1.558	17:19:54.635								
6	1:28.548	+3.133	17:21:23.183								
7	1:30.135	+4.720	17:22:53.318								
<b>(37) ANDERSON SILVA</b>											
1	1:28.254	+1.497	17:18:41.134								
2	1:28.203	+1.446	17:20:09.337								
3	1:26.757		17:21:36.094								
<b>(24) THIAGO MARQUES</b>											
1	1:34.246	+6.943	17:15:03.602								
2	1:29.278	+1.975	17:16:32.880								
3	1:37.368	+10.065	17:18:10.248								
4	1:28.250	+0.947	17:19:38.498								
5	1:27.303		17:21:05.801								
6	1:27.922	+0.619	17:22:33.723								
<b>(164) KLEITON RIK</b>											
1	1:28.729	+1.110	17:14:16.139								
2	1:27.842	+0.223	17:15:43.981								
3	1:27.619		17:17:11.600								
4	1:27.972	+0.353	17:18:39.572								
5	1:32.778	+5.159	17:20:12.350								
6	1:33.218	+5.599	17:21:45.568								
7	1:30.886	+3.267	17:23:16.454								
<b>(190) WERINQUE HENRIQUE</b>											
1	1:31.076	+0.129	17:14:14.578								
2	1:31.014	+0.067	17:15:45.592								
3	1:30.947		17:17:16.539								
4	1:31.919	+0.972	17:18:48.458								
5	1:31.676	+0.729	17:20:20.134								
6	1:34.943	+3.996	17:21:55.077								
<b>(31) JOÃO HELI</b>											
1	1:38.277	+6.987	17:15:00.794								
2	1:31.290		17:16:32.084								
3	1:35.627	+4.337	17:18:07.711								
4	1:32.896	+1.606	17:19:40.607								
5	2:06.561	+35.271	17:21:47.168								
<b>(26) MAYCON DOUGLAS</b>											
1	1:44.685	+6.396	17:14:49.623								
2	1:41.420	+3.131	17:16:31.043								
3	1:38.289		17:18:09.332								
4	2:26.329	+48.040	17:20:35.661								
5	1:43.333	+5.044	17:22:18.994								
<b>(122) UELLITON LOPES</b>											
1	1:44.816		17:14:37.790								
2	1:46.538	+1.722	17:16:24.328								
3	1:48.275	+3.459	17:18:12.603								
4	1:51.696	+6.880	17:20:04.299								
5	1:53.667	+8.851	17:21:57.966								
<b>(93) VENÍCIO RICARDO</b>											
1	1:48.903		17:14:58.911								
2	1:56.035	+7.132	17:16:54.946								
<b>(47) GABRIEL FERREIRA</b>											

Cronometragem: MARCOS A. MANCINI - Diretor de Prova: EVERTON TCHURMA

Orbits



1ª ETAPA  
2024  
27/28 ABRIL  
CACOAL



MX RONDÔNIA - 1a Etapa

Classificado pela melhor volta

NACIONAL 125/230

Cacoal/RO 1,100 Km

Treino Cronometrado




27/04/2024 17:00

Qualificação iniciado em 17:11:54

POS	NUM	PILOTO	CATEGORIA	M. TEMPO	DIF LÍDER	MOTO	CIDADE	PATROCINADOR/EQUIPE
1	94	GUTIERREZ VALANI	NAC 125/230CC	1:25.415		HONDA	NOVO HORIZONT	ELBINHO PREPARAÇÕES-LAVA JATO DO LOIRII
2	37	ANDERSON SILVA	NAC 125/230CC	1:26.757	1.342	HONDA	COLORADO DO O	DOTTO MIX
3	24	THIAGO MARQUES	NAC 125/230CC	1:27.303	1.888	HONDA	VILHENA	CHURRU TORNO E SOLDA
4	164	KLEITON RIK	NAC 125/230CC	1:27.619	2.204	HONDA	COLORADO DO O	MK RACING-STAR MOTOS-RODRIGO MOTOR C
5	190	WERINQUE HENRIQUE	NAC 125/230CC	1:30.947	5.532	HONDA	ROLIM DE MOUR	
6	31	JOÃO HELI	NAC 125/230CC	1:31.290	5.875	HONDA	ALTO PARAÍSO	CURICO PREPARAÇÃO-CASA DAS PLANTAS-FAZ
7	26	MAYCON DOUGLAS	NAC 125/230CC	1:38.289	12.874	HONDA	PRESIDENTE MEC	
8	122	UELLITON LOPES	NAC 125/230CC	1:44.816	19.401	HONDA	ALVORADA DO O	FEDERAL BURGERS-MECÂNICA LOPES-POLICIA
9	93	VENÍCIO RICARDO	NAC 125/230CC	1:48.903	23.488	HONDA	CACOAL	GUIMA MOTOS-MARQUE'S BURGER
10	47	GABRIEL FERREIRA	NAC 125/230CC	1:50.106	24.691	HONDA	ROLIM DE MOUR	
11	90	EDSON LOUVEM	NAC 125/230CC	1:50.559	25.144	HONDA	ROLIM DE MOUR	ELBINHO PREPARAÇÕES-NORTE MOTOS
12	44	ADRIANO DE SÁ	NAC 125/230CC			HONDA	COLORADO DO O	

Cronometragem: MARCOS A. MANCINI - Diretor de Prova: EVERTON TCHURMA

Orbits





1ª ETAPA  
2024  
27/28 ABRIL  
CACOAL



# MX RONDÔNIA - 1a Etapa

NACIONAL INTERMEDIARIA

Cacoal/RO 1,100 Km

Corrida

28/04/2024 12:00

Corrida iniciado em 17:00:12


Lap	Lap Tm	Diff	Time of Day
<b>(17) LUIS AZEVEDO</b>			
1	1:25.359	+0.678	17:03:10.534
2	1:25.091	+0.410	17:04:35.625
3	1:24.837	+0.156	17:06:00.462
4	1:25.023	+0.342	17:07:25.485
5	<b>1:24.681</b>		17:08:50.166
6	1:26.306	+1.625	17:10:16.472
7	1:25.134	+0.453	17:11:41.606
8	1:26.726	+2.045	17:13:08.332
9	1:28.607	+3.926	17:14:36.939
10	1:30.680	+5.999	17:16:07.619
<b>(48) MARCELO SÁ</b>			
1	<b>1:24.439</b>		17:03:05.108
2	1:24.724	+0.285	17:04:29.832
3	1:25.128	+0.689	17:05:54.960
4	1:26.076	+1.637	17:07:21.036
5	1:27.420	+2.981	17:08:48.456
6	1:28.380	+3.941	17:10:16.836
7	1:29.996	+5.557	17:11:46.832
8	1:31.761	+7.322	17:13:18.593
9	1:27.395	+2.956	17:14:45.988
10	1:30.403	+5.964	17:16:16.391
<b>(216) MARCELO DE SANTANA</b>			
1	1:25.813	+1.583	17:03:12.275
2	<b>1:24.230</b>		17:04:36.505
3	1:35.066	+10.836	17:06:11.571
4	1:27.274	+3.044	17:07:38.845
5	1:26.269	+2.039	17:09:05.114
6	1:26.940	+2.710	17:10:32.054
7	1:27.037	+2.807	17:11:59.091
8	1:27.282	+3.052	17:13:26.373
9	1:33.249	+9.019	17:14:59.622
10	1:25.760	+1.530	17:16:25.382
<b>(7) ROMÁRIO AVELINO</b>			
1	1:27.966	+1.044	17:03:19.863
2	1:27.748	+0.826	17:04:47.611
3	1:27.677	+0.755	17:06:15.288
4	1:28.339	+1.417	17:07:43.627
5	1:27.555	+0.633	17:09:11.182
6	1:27.697	+0.775	17:10:38.879
7	<b>1:26.922</b>		17:12:05.801
8	1:27.730	+0.808	17:13:33.531
9	1:27.681	+0.759	17:15:01.212
10	1:27.012	+0.090	17:16:28.224
<b>(24) THIAGO MARQUES</b>			
1	1:30.085	+2.522	17:03:22.970
2	1:31.025	+3.462	17:04:53.995
3	1:29.390	+1.827	17:06:23.385
4	1:28.823	+1.260	17:07:52.208
5	1:28.685	+1.122	17:09:20.893
6	1:27.767	+0.204	17:10:48.660
7	<b>1:27.563</b>		17:12:16.223
8	1:28.085	+0.522	17:13:44.308
9	1:28.104	+0.541	17:15:12.412
10	1:28.448	+0.885	17:16:40.860
<b>(91) PAULINHO</b>			
1	1:28.421	+1.273	17:03:13.404
2	<b>1:27.148</b>		17:04:40.552
3	1:28.276	+1.128	17:06:08.828
4	1:28.953	+1.805	17:07:37.781

Lap	Lap Tm	Diff	Time of Day
5	1:30.389	+3.241	17:09:08.170
6	1:28.438	+1.290	17:10:36.608
7	1:30.691	+3.543	17:12:07.299
8	1:31.196	+4.048	17:13:38.495
9	1:31.567	+4.419	17:15:10.062
10	1:30.919	+3.771	17:16:40.981
<b>(121) NATALINO DE JESUS</b>			
1	1:31.743	+5.710	17:03:30.496
2	1:34.668	+8.635	17:05:05.164
3	1:26.748	+0.715	17:06:31.912
4	1:27.731	+1.698	17:07:59.643
5	1:27.583	+1.550	17:09:27.226
6	1:29.456	+3.423	17:10:56.682
7	1:27.024	+0.991	17:12:23.706
8	1:29.379	+3.346	17:13:53.085
9	1:26.968	+0.935	17:15:20.053
10	<b>1:26.033</b>		17:16:46.086
<b>(8) ROBSON ROCHA</b>			
1	1:31.544	+3.682	17:03:22.297
2	1:31.320	+3.458	17:04:53.617
3	1:31.599	+3.737	17:06:25.216
4	1:28.428	+0.566	17:07:53.644
5	<b>1:27.862</b>		17:09:21.506
6	1:28.558	+0.696	17:10:50.064
7	1:28.761	+0.899	17:12:18.825
8	1:31.691	+3.829	17:13:50.516
9	1:28.633	+0.771	17:15:19.149
10	1:29.692	+1.830	17:16:48.841
<b>(204) HIAGO</b>			
1	1:33.322	+5.354	17:03:30.184
2	1:28.929	+0.961	17:04:59.113
3	1:29.368	+1.400	17:06:28.481
4	1:28.532	+0.564	17:07:57.013
5	1:28.950	+0.982	17:09:25.963
6	1:28.609	+0.641	17:10:54.572
7	1:29.968	+2.000	17:12:24.540
8	<b>1:27.968</b>		17:13:52.508
9	1:28.654	+0.686	17:15:21.162
10	1:33.207	+5.239	17:16:54.369
<b>(96) RUAN BRAIAN</b>			
1	1:31.456	+3.398	17:03:23.836
2	1:31.686	+3.628	17:04:55.522
3	1:40.143	+12.085	17:06:35.665
4	1:28.799	+0.741	17:08:04.464
5	1:31.740	+3.682	17:09:36.204
6	<b>1:28.058</b>		17:11:04.262
7	1:29.008	+0.950	17:12:33.270
8	1:29.189	+1.131	17:14:02.459
9	1:40.654	+12.596	17:15:43.113
10	1:56.523	+28.465	17:17:39.636
<b>(73) NAILSON FRANCA</b>			
1	1:30.881	+0.752	17:03:22.654
2	<b>1:30.129</b>		17:04:52.783
3	1:33.536	+3.407	17:06:26.319
4	1:33.702	+3.573	17:08:00.021
5	1:36.434	+6.305	17:09:36.455
6	1:35.614	+5.485	17:11:12.069
7	1:37.506	+7.377	17:12:49.575
8	1:37.831	+7.702	17:14:27.406
9	1:40.421	+10.292	17:16:07.827

Lap	Lap Tm	Diff	Time of Day
<b>(311) JHONY</b>			
1	1:36.476	+2.690	17:03:32.599
2	1:35.321	+1.535	17:05:07.920
3	1:35.779	+1.993	17:06:43.699
4	1:38.754	+4.968	17:08:22.453
5	1:36.665	+2.879	17:09:59.118
6	<b>1:33.786</b>		17:11:32.904
7	1:34.954	+1.168	17:13:07.858
8	1:36.179	+2.393	17:14:44.037
9	1:37.738	+3.952	17:16:21.775
<b>(118) HUDSON CARLOS</b>			
1	<b>1:34.550</b>		17:03:30.042
2	1:36.152	+1.602	17:05:06.194
3	1:36.241	+1.691	17:06:42.435
4	1:38.763	+4.213	17:08:21.198
5	1:37.531	+2.981	17:09:58.729
6	1:38.273	+3.723	17:11:37.002
7	1:40.822	+6.272	17:13:17.824
8	1:41.316	+6.766	17:14:59.140
9	1:40.786	+6.236	17:16:39.926
<b>(357) CAIO ÁTILA</b>			
1	<b>1:26.207</b>		17:03:08.867
2	1:26.717	+0.510	17:04:35.584
3	1:30.909	+4.702	17:06:06.493
4	1:35.790	+9.583	17:07:42.283
5	1:58.010	+31.803	17:09:40.293
6	1:45.346	+19.139	17:11:25.639
7	3:41.751	+2:15.544	17:15:07.390
8	1:45.186	+18.979	17:16:52.576
<b>(428) TULIO DE OLIVEIRA</b>			
1	<b>1:32.879</b>		17:03:20.675
2	1:38.899	+6.020	17:04:59.574
3	1:39.138	+6.259	17:06:38.712
4	1:39.673	+6.794	17:08:18.385
5	1:39.168	+6.289	17:09:57.553
6	4:45.480	+3:12.601	17:14:43.033
7	2:30.289	+57.410	17:17:13.322
<b>(94) GUTIERREZ VALANI</b>			
1	<b>1:30.176</b>		17:03:15.052
2	2:13.194	+43.018	17:05:28.246
<b>(9) RAFAEL HENRIQUE</b>			
1	<b>1:33.552</b>		17:03:25.081
2	2:48.420	+1:14.868	17:06:13.501

Cronometragem: MARCOS A. MANCINI - Diretor de Prova: EVERTON TCHURMA

Orbits







1ª ETAPA  
2024  
27/28 ABRIL  
CACOAL



## MX RONDÔNIA - 1a Etapa

## Classificado por voltas

NACIONAL INTERMEDIARIA

Cacoal/RO 1,100 Km

Corrida

28/04/2024 12:00

Corrida iniciado em 17:00:12

POS	NUM	PILOTO	CATEGORIA	VOLTAS	DIF LÍDER	MOTO	CIDADE	PATROCINADOR/EQUIPE
1	17	LUIS AZEVEDO	NAC INTER	10		HONDA	CACOAL	STA ENGENHARIA-INSTALADORA SÃO LUIZ
2	48	MARCELO SÁ	NAC INTER	10	8.772	HONDA	SANTA LUZIA D'OEST	DISBARON BATERIAS-ÁGUIA MOTOS-IMPÉRIO UNIFORMES-A
3	216	MARCELO DE SANTANA	NAC INTER	10	17.763	HONDA	ARIQUEMES	MADEIREIRA CANAÃ-AUTO POSTO BOM CONSELHO-LANO MA
4	7	ROMÁRIO AVELINO	NAC INTER	10	20.605	HONDA	SANTA LUZIA D'OEST	ELBINO PREPARAÇÕES-PO LAQUINHO POSTO DE MOLAS-DS
5	24	THIAGO MARQUES	NAC INTER	10	33.241	HONDA	VILHENA	CHURRU TORNO E SOLDA
6	91	PAULINHO	NAC INTER	10	33.362	HONDA	JARU	
7	121	NATALINO DE JESUS	NAC INTER	10	38.467	HONDA	ESPIGÃO D'OESTE	
8	8	ROBSON ROCHA	NAC INTER	10	41.222	HONDA	MACHADINHO D'OEST	MEGA MOTOS-TIBERIO SUSPENSÕES-DELUXE CLOSET MACH
9	204	HIAGO	NAC INTER	10	46.750	HONDA	JARU	
10	96	RUAN BRAIAN	NAC INTER	10	1:32.017	HONDA	ARIQUEMES	PLOTARTE INSULFILM
11	73	NAILSON FRANCA	NAC INTER	9	1 Volta	HONDA	CEREJEIRAS	EU MESMO
12	311	JHONY	NAC INTER	9	1 Volta	HONDA	NOVA CALIFÓRNIA	
13	118	HUDSON CARLOS	NAC INTER	9	1 Volta	HONDA	COLORADO DO OEST	ARENA VILA RICA-AGILIZA DEDETIZADOR-A-TIME PORTÕES-PA
14	357	CAIO ÁTILA	NAC INTER	8	2 Voltas	HONDA	ARIQUEMES	VEREADOR LANO MATIAS-ALARME E CIA SEGURANÇA ELETR
15	428	TULIO DE OLIVEIRA	NAC INTER	7	3 Voltas	HONDA	ALVORADA DO OESTE	PREF MUN DE ALVORADA DO OESTE-VEREADOR MARCOS PAI

### Não classificado (50% = 5 Voltas)

94	GUTIERREZ VALANI	NAC INTER	2	8 Voltas	HONDA	NOVO HORIZONTE D	ELBINO PREPARAÇÕES-LAVA JATO DO LOURINHO-CAFEIR
9	RAFAEL HENRIQUE	NAC INTER	2	8 Voltas	HONDA	VILHENA	ACADEMIA ATLÉTICA FITNESS

Margem da Vitoria

velocidade Media

Tempo Melhor volta

Melhor Veloc.

Melhor Volta por..

8.772

41,461


1:24.230

47,014

216 - MARCELO DE SANTANA

Cronometragem: MARCOS A. MANCINI - Diretor de Prova: EVERTON TCHURMA

Orbits



MX RONDÔNIA - 1a Etapa

NACIONAL INTERMEDIARIA

Cacoal/RO 1,100 Km

Treino Cronometrado

27/04/2024 14:00

Qualificação iniciado em 14:43:09

Lap	Lap Tm	Diff	Time of Day
<b>(56) RUAN OLIVEIRA</b>			
1	1:22.955	+1.222	14:46:18.118
2	1:21.888	+0.155	14:47:40.006
3	<b>1:21.733</b>		14:49:01.739
4	1:22.157	+0.424	14:50:23.896
5	1:22.011	+0.278	14:51:45.907
6	1:23.481	+1.748	14:53:09.388
7	1:23.502	+1.769	14:54:32.890
8	1:22.146	+0.413	14:55:55.036
9	1:21.857	+0.124	14:57:16.893

<b>(48) MARCELO SÁ</b>			
1	<b>1:22.196</b>		14:45:58.469
2	1:23.213	+1.017	14:47:21.682
3	1:25.617	+3.421	14:48:47.299
4	1:26.174	+3.978	14:50:13.473
5	3:00.811	+1:38.615	14:53:14.284

<b>(77) ITAMAR FERNANDES</b>			
1	1:28.993	+5.884	14:46:44.678
2	1:23.600	+0.491	14:48:08.278
3	1:34.409	+11.300	14:49:42.687
4	<b>1:23.109</b>		14:51:05.796

<b>(7) ROMÁRIO AVELINO</b>			
1	1:29.309	+3.198	14:46:13.632
2	1:26.259	+0.148	14:47:39.891
3	1:27.180	+1.069	14:49:07.071
4	1:27.545	+1.434	14:50:34.616
5	<b>1:26.111</b>		14:52:00.727
6	1:26.889	+0.778	14:53:27.616
7	1:26.505	+0.394	14:54:54.121
8	1:26.255	+0.144	14:56:20.376
9	1:53.317	+27.206	14:58:13.693

<b>(216) MARCELO DE SANTANA</b>			
1	1:31.357	+3.882	14:46:25.363
2	1:27.903	+0.428	14:47:53.266
3	1:31.236	+3.761	14:49:24.502
4	1:29.420	+1.945	14:50:53.922
5	6:01.641	+4:34.166	14:56:55.563
6	<b>1:27.475</b>		14:58:23.038

<b>(94) GUTIERREZ VALANI</b>			
1	1:31.193	+3.161	14:46:17.920
2	1:29.791	+1.759	14:47:47.711
3	1:31.312	+3.280	14:49:19.023
4	1:33.013	+4.981	14:50:52.036
5	1:32.969	+4.937	14:52:25.005
6	1:31.417	+3.385	14:53:56.422
7	<b>1:28.032</b>		14:55:24.454
8	1:29.353	+1.321	14:56:53.807

<b>(84) JOÃO FRANCISCO</b>			
1	1:33.344	+4.477	14:46:45.989
2	1:31.251	+2.384	14:48:17.240
3	<b>1:28.867</b>		14:49:46.107
4	3:54.869	+2:26.002	14:53:40.976

<b>(24) THIAGO MARQUES</b>			
1	1:42.825	+13.711	14:47:09.780
2	1:44.558	+15.444	14:48:54.338
3	1:45.884	+16.770	14:50:40.222
4	1:33.569	+4.455	14:52:13.791
5	1:29.889	+0.775	14:53:43.680

Lap	Lap Tm	Diff	Time of Day
6	<b>1:29.114</b>		14:55:12.794
7	1:52.981	+23.867	14:57:05.775
8	1:39.528	+10.414	14:58:45.303

<b>(96) RUAN BRAIAN</b>			
1	2:55.697	+1:26.378	14:48:07.837
2	<b>1:29.319</b>		14:49:37.156
3	2:24.857	+55.538	14:52:02.013
4	1:29.911	+0.592	14:53:31.924
5	4:11.243	+2:41.924	14:57:43.167
6	1:30.930	+1.611	14:59:14.097

<b>(428) TULLO DE OLIVEIRA</b>			
1	3:25.682	+1:56.213	14:48:28.832
2	<b>1:29.469</b>		14:49:58.301
3	1:31.450	+1.981	14:51:29.751
4	1:34.442	+4.973	14:53:04.193
5	1:47.957	+18.488	14:54:52.150

<b>(357) CAIO ÁTILA</b>			
1	1:31.320	+1.813	14:46:27.782
2	1:30.169	+0.662	14:47:57.951
3	1:29.843	+0.336	14:49:27.794
4	<b>1:29.507</b>		14:50:57.301
5	6:06.262	+4:36.755	14:57:03.563
6	2:13.274	+43.767	14:59:16.837

<b>(164) KLEITON RIK</b>			
1	1:39.029	+8.829	14:46:44.897
2	1:33.524	+3.324	14:48:18.421
3	1:30.452	+0.252	14:49:48.873
4	1:30.750	+0.550	14:51:19.623
5	1:30.427	+0.227	14:52:50.050
6	<b>1:30.200</b>		14:54:20.250
7	1:31.154	+0.954	14:55:51.404

<b>(73) NAILSON FRANCA</b>			
1	1:35.418	+4.529	14:46:32.644
2	1:34.103	+3.214	14:48:06.747
3	1:37.353	+6.464	14:49:44.100
4	1:34.781	+3.892	14:51:18.881
5	1:33.591	+2.702	14:52:52.472
6	<b>1:30.889</b>		14:54:23.361
7	1:32.020	+1.131	14:55:55.381
8	1:40.125	+9.236	14:57:35.506

<b>(118) HUDSON CARLOS</b>			
1	1:42.213	+6.162	14:46:49.112
2	1:39.942	+3.891	14:48:29.054
3	1:39.015	+2.964	14:50:08.069
4	<b>1:36.051</b>		14:51:44.120
5	1:42.916	+6.865	14:53:27.036

<b>(17) LUIS AZEVEDO</b>			
1	<b>1:36.383</b>		14:46:29.999

<b>(9) RAFAEL HENRIQUE</b>			
1	1:40.948	+0.806	14:46:53.463
2	<b>1:40.142</b>		14:48:33.605
3	1:43.590	+3.448	14:50:17.195

Cronometragem: MARCOS A. MANCINI - Diretor de Prova: EVERTON TCHURMA

Orbits



1ª ETAPA  
2024  
27/28 ABRIL  
CACOAL



MX RONDÔNIA - 1a Etapa

Classificado pela melhor volta

NACIONAL INTERMEDIARIA

Cacoal/RO 1,100 Km

Treino Cronometrado


27/04/2024 14:00

Qualificação iniciado em 14:43:09

POS	NUM	PILOTO	CATEGORIA	M. TEMPO	DIF LÍDER	MOTO	CIDADE	PATROCINADOR/EQUIPE
1	56	RUAN OLIVEIRA	NAC INTER	1:21.733		HONDA	ROLIM DE MOUR	DUARTE TERRAPLANAGEM-MOTO MAIS+
2	48	MARCELO SÁ	NAC INTER	1:22.196	0.463	HONDA	SANTA LUZIA D'O	DISBARON BATERIAS-ÁGUA MOTOS-IMPÉRIO
3	77	ITAMAR FERNANDES	NAC INTER	1:23.109	1.376	HONDA	CACOAL	ITF MULTIMARCAS
4	7	ROMÁRIO AVELINO	NAC INTER	1:26.111	4.378	HONDA	SANTA LUZIA D'O	ELBINO PREPARAÇÕES-PULQUINHO POSTO
5	216	MARCELO DE SANTANA	NAC INTER	1:27.475	5.742	HONDA	ARIQUEMES	MADEIREIRA CANAÃ-AUTO POSTO BON CONS
6	94	GUTIERREZ VALANI	NAC INTER	1:28.032	6.299	HONDA	NOVO HORIZONT	ELBINO PREPARAÇÕES-LAVA JATO DO LOURI
7	84	JOÃO FRANCISCO	NAC INTER	1:28.867	7.134	HONDA	CACOAL	CAPIXABA IRRIGAÇÕES-RONDONMOTOS
8	24	THIAGO MARQUES	NAC INTER	1:29.114	7.381	HONDA	VILHENA	CHURRU TORNO E SOLDA
9	96	RUAN BRAIAN	NAC INTER	1:29.319	7.586	HONDA	ARIQUEMES	PLOTARTE INSULFILM
10	428	TULIO DE OLIVEIRA	NAC INTER	1:29.469	7.736	HONDA	ALVORADA DO O	PREF MUN DE ALVORADA DO OESTE-VEREADO
11	357	CAIO ÁTILA	NAC INTER	1:29.507	7.774	HONDA	ARIQUEMES	VEREADOR LANO MATIAS-ALARME E CIA SEGU
12	164	KLEITON RIK	NAC INTER	1:30.200	8.467	HONDA	COLORADO DO O	MK RACING-STAR MOTOS-IGS TECNOLOGIA-RI
13	73	NAILSON FRANCA	NAC INTER	1:30.889	9.156	HONDA	CEREJEIRAS	EU MESMO
14	118	HUDSON CARLOS	NAC INTER	1:36.051	14.318	HONDA	COLORADO DO O	ARENA VILA RICA-AGILIZA DEDETIZADORA-TI
15	17	LUIS AZEVEDO	NAC INTER	1:36.383	14.650	HONDA	CACOAL	STA ENGENHARIA-INSTALADORA SÃO LUIZ
16	9	RAFAEL HENRIQUE	NAC INTER	1:40.142	18.409	HONDA	VILHENA	

Cronometragem: MARCOS A. MANCINI - Diretor de Prova: EVERTON TCHURMA

Orbits





1ª ETAPA  
2024  
27/28 ABRIL  
CACOAL



## MX RONDÔNIA - 1a Etapa

NACIONAL MX3

Cacoal/RO 1,100 Km

Corrida

28/04/2024 15:00


Corrida iniciado em 15:33:26

Lap	Lap Tm	Diff	Time of Day
<b>(77) ITAMAR FERNANDES</b>			
1	1:28.245	+3.472	15:36:30.718
2	1:27.852	+3.079	15:37:58.570
3	1:26.082	+1.309	15:39:24.652
4	1:25.241	+0.468	15:40:49.893
5	<b>1:24.773</b>		15:42:14.666
6	1:28.245	+3.472	15:43:42.911
7	1:25.831	+1.058	15:45:08.742
8	1:27.620	+2.847	15:46:36.362
9	1:27.415	+2.642	15:48:03.777
10	1:27.511	+2.738	15:49:31.288
<b>(216) MARCELO DE SANTANA</b>			
1	<b>1:24.979</b>		15:36:19.553
2	1:27.040	+2.061	15:37:46.593
3	1:27.490	+2.511	15:39:14.083
4	1:28.132	+3.153	15:40:42.215
5	1:28.620	+3.641	15:42:10.835
6	1:36.123	+11.144	15:43:46.958
7	1:27.853	+2.874	15:45:14.811
8	1:28.616	+3.637	15:46:43.427
9	1:27.611	+2.632	15:48:11.038
10	1:28.435	+3.456	15:49:39.473
<b>(8) ROBSON ROCHA</b>			
1	1:27.085	+0.344	15:36:25.375
2	1:28.370	+1.629	15:37:53.745
3	1:27.845	+1.104	15:39:21.590
4	1:27.926	+1.185	15:40:49.516
5	1:28.492	+1.751	15:42:18.008
6	1:28.633	+1.892	15:43:46.641
7	<b>1:26.741</b>		15:45:13.382
8	1:36.236	+9.495	15:46:49.618
9	1:28.384	+1.643	15:48:18.002
10	1:27.882	+1.141	15:49:45.884
<b>(9) ADALBERTO MACHADO</b>			
1	1:29.152	+1.799	15:36:29.023
2	1:28.026	+0.673	15:37:57.049
3	<b>1:27.353</b>		15:39:24.402
4	1:29.406	+2.053	15:40:53.808
5	1:29.000	+1.647	15:42:22.808
6	1:31.364	+4.011	15:43:54.172
7	1:29.030	+1.677	15:45:23.202
8	1:28.365	+1.012	15:46:51.567
9	1:28.028	+0.675	15:48:19.595
10	1:28.293	+0.940	15:49:47.888
<b>(24) THIAGO MARQUES</b>			
1	1:28.648	+1.194	15:36:31.928
2	1:28.385	+0.931	15:38:00.313
3	1:29.348	+1.894	15:39:29.661
4	<b>1:27.454</b>		15:40:57.115
5	1:28.707	+1.253	15:42:25.822
6	1:30.136	+2.682	15:43:55.958
7	1:28.138	+0.684	15:45:24.096
8	1:28.198	+0.744	15:46:52.294
9	1:28.046	+0.592	15:48:20.340
10	1:29.347	+1.893	15:49:49.687
<b>(121) NATALINO DE JESUS</b>			
1	1:29.569	+2.184	15:36:30.224
2	1:28.952	+1.567	15:37:59.176
3	1:31.360	+3.975	15:39:30.536
4	1:33.047	+5.662	15:41:03.583

Lap	Lap Tm	Diff	Time of Day
5	1:30.983	+3.598	15:42:34.566
6	1:30.360	+2.975	15:44:04.926
7	1:30.556	+3.171	15:45:35.482
8	1:28.413	+1.028	15:47:03.895
9	<b>1:27.385</b>		15:48:31.280
10	1:27.450	+0.065	15:49:58.730
<b>(91) LUIZ PAULO</b>			
1	1:29.301	+1.213	15:36:27.930
2	1:29.930	+1.842	15:37:57.860
3	<b>1:28.088</b>		15:39:25.948
4	1:29.520	+1.432	15:40:55.468
5	1:28.870	+0.782	15:42:24.338
6	1:30.334	+2.246	15:43:54.672
7	1:42.147	+14.059	15:45:36.819
8	1:28.581	+0.493	15:47:05.400
9	1:29.275	+1.187	15:48:34.675
10	1:32.952	+4.864	15:50:07.627
<b>(278) LUCAS STORCK</b>			
1	1:34.490	+0.996	15:36:42.216
2	1:34.230	+0.736	15:38:16.446
3	<b>1:33.494</b>		15:39:49.940
4	1:34.299	+0.805	15:41:24.239
5	1:38.950	+5.456	15:43:03.189
6	1:36.749	+3.255	15:44:39.938
7	1:34.588	+1.094	15:46:14.526
8	1:35.631	+2.137	15:47:50.157
9	1:36.069	+2.575	15:49:26.226
10	1:37.780	+4.286	15:51:04.006
<b>(37) ANDERSON SILVA</b>			
1	1:32.428	+2.730	15:36:34.269
2	1:30.476	+0.778	15:38:04.745
3	<b>1:29.698</b>		15:39:34.443
4	1:31.007	+1.309	15:41:05.450
<b>(84) JOÃO FRANCISCO</b>			
1	<b>1:32.928</b>		15:36:40.008

Cronometragem: MARCOS A. MANCINI - Diretor de Prova: EVERTON TCHURMA

Orbits







1ª ETAPA  
2024  
27/28 ABRIL  
CACOAL



## MX RONDÔNIA - 1a Etapa

## Classificado por voltas

NACIONAL MX3

Cacoal/RO 1,100 Km

Corrida

28/04/2024 15:00

Corrida iniciado em 15:33:26

POS	NUM	PILOTO	CATEGORIA	VOLTAS	DIF LÍDER	MOTO	CIDADE	PATROCINADOR/EQUIPE
1	77	ITAMAR FERNANDES	NAC MX3	10		HONDA	CACOAL	ITF MULTIMARCAS
2	216	MARCELO DE SANTANA	NAC MX3	10	8.185	HONDA	ARIQUEMES	MADREIRA CANAÃ-AUTO POSTO BOM CONSELHO-LANO MA
3	8	ROBSON ROCHA	NAC MX3	10	14.596	HONDA	MACHADINHO D'OESTE	MEGA MOTOS-TIBERIO SUSPENSÕES-DELUXE CLOSET MACH
4	9	ADALBERTO MACHADO	NAC MX3	10	16.600	HONDA	VILHENA	
5	24	THIAGO MARQUES	NAC MX3	10	18.399	HONDA	VILHENA	CHURRU TORNO E SOLDA
6	121	NATALINO DE JESUS	NAC MX3	10	27.442	HONDA	ESPIGÃO D'OESTE	NATALINO INSULFILM
7	91	LUIZ PAULO	NAC MX3	10	36.339	HONDA	JARU	CRISTINA MOTO PEÇAS JARU
8	278	LUCAS STORCK	NAC MX3	10	1:32.718	HONDA	SANTA LUZIA D'OEST	STORCK HORAS MÁQUINA

### Não classificado (50% = 5 Voltas)

37	ANDERSON SILVA	NAC MX3	4	6 Voltas	HONDA	COLORADO DO OEST	
84	JOÃO FRANCISCO	NAC MX3	1	9 Voltas	HONDA	CACOAL	CAPIXABA IRRIGAÇÕES-RONDONMOTOS

Margem da Vitoria

velocidade Media

Tempo Melhor volta

Melhor Veloc.

Melhor Volta por..

8.185

41,033


1:24.773

46,713

77 - ITAMAR FERNANDES

Cronometragem: MARCOS A. MANCINI - Diretor de Prova: EVERTON TCHURMA

Orbits



MX RONDÔNIA - 1a Etapa

NACIONAL MX3

Cacoal/RO 1,100 Km

Treino Cronometrado

27/04/2024 16:00

Qualificação iniciado em 16:18:58

Lap	Lap Tm	Diff	Time of Day
<b>(77) ITAMAR FERNANDES</b>			
1	<b>1:21.384</b>		16:21:41.108
2	1:21.518	+0.134	16:23:02.626
<b>(9) ADALBERTO MACHADO</b>			
1	1:31.989	+7.357	16:22:14.481
2	1:27.799	+3.167	16:23:42.280
3	1:26.453	+1.821	16:25:08.733
4	1:37.959	+13.327	16:26:46.692
5	1:26.952	+2.320	16:28:13.644
6	2:07.998	+43.366	16:30:21.642
7	<b>1:24.632</b>		16:31:46.274
<b>(91) LUIZ PAULO</b>			
1	1:34.017	+8.351	16:22:22.054
2	1:30.033	+4.367	16:23:52.087
3	<b>1:25.666</b>		16:25:17.753
4	1:31.459	+5.793	16:26:49.212
5	1:30.171	+4.505	16:28:19.383
6	1:28.692	+3.026	16:29:48.075
7	1:28.358	+2.692	16:31:16.433
8	1:30.002	+4.336	16:32:46.435
<b>(216) MARCELO DE SANTANA</b>			
1	1:25.720	+0.037	16:22:03.229
2	<b>1:25.683</b>		16:23:28.912
3	1:26.865	+1.182	16:24:55.777
4	1:44.703	+19.020	16:26:40.480
5	5:36.779	+4:11.096	16:32:17.259
<b>(121) NATALINO DE JESUS</b>			
1	1:34.965	+8.344	16:22:02.607
2	1:29.920	+3.299	16:23:32.527
3	<b>1:26.621</b>		16:24:59.148
4	1:27.722	+1.101	16:26:26.870
5	1:28.533	+1.912	16:27:55.403
6	1:29.523	+2.902	16:29:24.926
7	1:31.619	+4.998	16:30:56.545
<b>(24) THIAGO MARQUES</b>			
1	1:30.235	+2.854	16:22:27.718
2	1:28.931	+1.550	16:23:56.649
3	1:29.015	+1.634	16:25:25.664
4	<b>1:27.381</b>		16:26:53.045
5	1:28.931	+1.550	16:28:21.976
6	1:29.563	+2.182	16:29:51.539
7	1:29.649	+2.268	16:31:21.188
8	1:29.356	+1.975	16:32:50.544
<b>(84) JOÃO FRANCISCO</b>			
1	1:29.047	+0.870	16:22:00.751
2	1:33.938	+5.761	16:23:34.689
3	2:19.439	+51.262	16:25:54.128
4	1:29.657	+1.480	16:27:23.785
5	<b>1:28.177</b>		16:28:51.962
6	2:40.660	+1:12.483	16:31:32.622
<b>(278) LUCAS STORCK</b>			
1	1:34.073	+5.465	16:22:14.220
2	1:32.710	+4.102	16:23:46.930
3	1:31.148	+2.540	16:25:18.078
4	1:31.917	+3.309	16:26:49.995
5	<b>1:28.608</b>		16:28:18.603
6	1:30.051	+1.443	16:29:48.654

Lap	Lap Tm	Diff	Time of Day
<b>(37) ANDERSON SILVA</b>			
1	<b>1:29.830</b>		16:22:11.102
2	1:32.366	+2.556	16:23:43.488
<b>(220) EDENILSON PASSARELLO</b>			
1	<b>1:39.618</b>		16:22:52.964
2	1:46.201	+6.583	16:24:39.165
3	1:40.591	+0.973	16:26:19.756
4	1:44.062	+4.444	16:28:03.818

Lap	Lap Tm	Diff	Time of Day
-----	--------	------	-------------



1ª ETAPA  
2024  
27/28 ABRIL  
CACOAL



SETUR  
Superintendência Estadual de Turismo



MX RONDÔNIA - 1a Etapa

Classificado pela melhor volta

NACIONAL MX3

Cacoal/RO 1,100 Km

Treino Cronometrado



27/04/2024 16:00

Qualificação iniciado em 16:18:58

POS	NUM	PILOTO	CATEGORIA	M. TEMPO	DIF LÍDER	MOTO	CIDADE	PATROCINADOR/EQUIPE
1	77	ITAMAR FERNANDES	NAC MX3	1:21.384		HONDA	CACOAL	ITF MULTIMARCAS
2	9	ADALBERTO MACHADO	NAC MX3	1:24.632	3.248	HONDA	VILHENA	
3	91	LUIZ PAULO	NAC MX3	1:25.666	4.282	HONDA	JARU	CRISTINA MOTO PEÇAS JARU
4	216	MARCELO DE SANTANA	NAC MX3	1:25.683	4.299	HONDA	ARIQUEMES	MADEIREIRA CANAÃ-AUTO POSTO BON CONS
5	121	NATALINO DE JESUS	NAC MX3	1:26.621	5.237	HONDA	ESPIGÃO D'OEST	NATALINO INSULFILM
6	24	THIAGO MARQUES	NAC MX3	1:27.381	5.997	HONDA	VILHENA	CHURRU TORNO E SOLDA
7	84	JOÃO FRANCISCO	NAC MX3	1:28.177	6.793	HONDA	CACOAL	CAPIXABA IRRIGAÇÕES-RONDONMOTOS
8	278	LUCAS STORCK	NAC MX3	1:28.608	7.224	HONDA	SANTA LUZIA D'O	STORCK HORAS MÁQUINA
9	37	ANDERSON SILVA	NAC MX3	1:29.830	8.446	HONDA	COLORADO DO O	
10	220	EDENILSON PASSARELLO	NAC MX3	1:39.618	18.234	HONDA	CACOAL	

Cronometragem: MARCOS A. MANCINI - Diretor de Prova: EVERTON TCHURMA

Orbits





1ª ETAPA  
2024  
27/28 ABRIL  
CACOAL



MX RONDÔNIA - 1a Etapa

NACIONAL PRO

Cacoal/RO 1,100 Km

1a Bateria

28/04/2024 11:00

Corrida iniciado em 10:51:08


Lap	Lap Tm	Diff	Time of Day
<b>(77) DIEGO HENING</b>			
1	<b>1:14.603</b>		10:53:44.985
2	1:15.291	+0.688	10:55:00.276
3	1:15.561	+0.958	10:56:15.837
4	1:15.754	+1.151	10:57:31.591
5	1:17.253	+2.650	10:58:48.844
6	1:16.318	+1.715	11:00:05.162
7	1:16.593	+1.990	11:01:21.755
8	1:16.493	+1.890	11:02:38.248
9	1:16.513	+1.910	11:03:54.761
10	1:17.154	+2.551	11:05:11.915
11	1:15.946	+1.343	11:06:27.861
12	1:16.998	+2.395	11:07:44.859
13	1:17.102	+2.499	11:09:01.961
<b>(69) ROMÁRIO ROSA</b>			
1	1:16.668	+1.597	10:53:46.215
2	1:16.107	+1.036	10:55:02.322
3	1:16.415	+1.344	10:56:18.737
4	1:16.030	+0.959	10:57:34.767
5	1:18.847	+3.776	10:58:53.614
6	1:16.733	+1.662	11:00:10.347
7	<b>1:15.071</b>		11:01:25.418
8	1:15.956	+0.885	11:02:41.374
9	1:17.219	+2.148	11:03:58.593
10	1:16.689	+1.618	11:05:15.282
11	1:15.959	+0.888	11:06:31.241
12	1:17.704	+2.633	11:07:48.945
13	1:20.098	+5.027	11:09:09.043
<b>(456) ENZO DOTTO</b>			
1	1:16.725	+1.074	10:53:49.004
2	1:17.319	+1.668	10:55:06.323
3	1:17.071	+1.420	10:56:23.394
4	1:16.284	+0.633	10:57:39.678
5	1:18.635	+2.984	10:58:58.313
6	1:16.412	+0.761	11:00:14.725
7	1:15.937	+0.286	11:01:30.662
8	<b>1:15.651</b>		11:02:46.313
9	1:19.002	+3.351	11:04:05.315
10	1:19.334	+3.683	11:05:24.649
11	1:38.702	+23.051	11:07:03.351
12	1:21.559	+5.908	11:08:24.910
13	1:22.613	+6.962	11:09:47.523
<b>(43) VITOR MOTA</b>			
1	<b>1:21.746</b>		10:53:57.200
2	1:23.212	+1.466	10:55:20.412
3	1:23.461	+1.715	10:56:43.873
4	1:25.067	+3.321	10:58:08.940
5	1:23.697	+1.951	10:59:32.637
6	1:22.884	+1.138	11:00:55.521
7	1:25.288	+3.542	11:02:20.809
8	1:24.924	+3.178	11:03:45.733
9	1:23.951	+2.205	11:05:09.684
10	1:31.239	+9.493	11:06:40.923
11	1:25.389	+3.643	11:08:06.312
12	1:25.799	+4.053	11:09:32.111
<b>(17) LUIS AZEVEDO</b>			
1	1:25.291	+1.427	10:54:07.684
2	1:26.224	+2.360	10:55:33.908
3	1:25.612	+1.748	10:56:59.520
4	1:27.134	+3.270	10:58:26.654
5	1:24.078	+0.214	10:59:50.732

Lap	Lap Tm	Diff	Time of Day
6	<b>1:23.864</b>		11:01:14.596
7	1:26.365	+2.501	11:02:40.961
8	1:24.709	+0.845	11:04:05.670
9	1:25.431	+1.567	11:05:31.101
10	1:27.737	+3.873	11:06:58.838
11	1:29.516	+5.652	11:08:28.354
12	1:25.863	+1.999	11:09:54.217
<b>(48) MARCELO SÁ</b>			
1	1:24.719	+0.721	10:54:05.404
2	1:25.183	+1.185	10:55:30.587
3	<b>1:23.998</b>		10:56:54.585
4	1:25.490	+1.492	10:58:20.075
5	1:25.561	+1.563	10:59:45.636
6	1:26.107	+2.109	11:01:11.743
7	1:27.215	+3.217	11:02:38.958
8	1:30.523	+6.525	11:04:09.481
9	1:31.061	+7.063	11:05:40.542
10	1:33.212	+9.214	11:07:13.754
11	1:31.239	+7.241	11:08:44.993
12	1:29.258	+5.260	11:10:14.251
<b>(204) HIAGO GODOY</b>			
1	1:38.099	+8.583	10:54:24.686
2	1:31.220	+1.704	10:55:55.906
3	1:33.217	+3.701	10:57:29.123
4	1:42.282	+12.766	10:59:11.405
5	1:33.167	+3.651	11:00:44.572
6	1:31.093	+1.577	11:02:15.665
7	1:34.005	+4.489	11:03:49.670
8	<b>1:29.516</b>		11:05:19.186
9	1:34.705	+5.189	11:06:53.891
10	1:39.185	+9.669	11:08:33.076
11	1:43.624	+14.108	11:10:16.700
<b>(311) JHONY</b>			
1	<b>1:32.738</b>		10:54:22.269
2	1:36.392	+3.654	10:55:58.661
3	1:34.323	+1.585	10:57:32.984
4	1:35.044	+2.306	10:59:08.028
5	1:33.826	+1.088	11:00:41.854
6	1:37.996	+5.258	11:02:19.850
7	1:38.517	+5.779	11:03:58.367
8	1:37.177	+4.439	11:05:35.544
9	1:41.467	+8.729	11:07:17.011
10	1:40.753	+8.015	11:08:57.764
11	1:37.223	+4.485	11:10:34.987
<b>(7) ROMÁRIO AVELINO</b>			
1	1:28.824	+1.850	10:54:29.742
2	1:30.256	+3.282	10:55:59.998
3	1:29.715	+2.741	10:57:29.713
4	<b>1:26.974</b>		10:58:56.687
5	1:29.060	+2.086	11:00:25.747
6	1:29.843	+2.869	11:01:55.590
7	1:36.268	+9.294	11:03:31.858
<b>(357) CAIO ÁTILA</b>			
1	1:28.998	+3.504	10:54:07.257
2	1:27.932	+2.438	10:55:35.189
3	<b>1:25.494</b>		10:57:00.683
4	1:27.623	+2.129	10:58:28.306
5	1:34.278	+8.784	11:00:02.584
6	1:55.698	+30.204	11:01:58.282
7	7:59.612	+6:34.118	11:09:57.894

Lap	Lap Tm	Diff	Time of Day
<b>(73) NAILSON FRANÇA</b>			
1	1:29.462	+2.656	10:54:14.174
2	1:28.739	+1.933	10:55:42.913
3	<b>1:26.806</b>		10:57:09.719
4	1:28.636	+1.830	10:58:38.355
5	1:29.154	+2.348	11:00:07.509
6	1:53.999	+27.193	11:02:01.508
<b>(118) HUDSON CARLOS</b>			
1	<b>1:34.357</b>		10:54:24.516
2	1:35.031	+0.674	10:55:59.547
3	1:36.748	+2.391	10:57:36.295
4	1:40.667	+6.310	10:59:16.962
5	1:48.520	+14.163	11:01:05.482
<b>(96) RUAN BRAIAN</b>			
1	<b>1:29.088</b>		10:54:10.558
2	1:29.711	+0.623	10:55:40.269
3	1:30.256	+1.168	10:57:10.525
4	1:42.405	+13.317	10:58:52.930
5	11:26.326	+9:57.238	11:10:19.256

Cronometragem: MARCOS A. MANCINI - Diretor de Prova: EVERTON TCHURMA

Orbits







1ª ETAPA  
2024  
27/28 ABRIL  
CACOAL



SETUR  
Superintendência Estadual de Turismo



MX RONDÔNIA - 1a Etapa

Classificado por voltas

NACIONAL PRO

Cacoal/RO 1,100 Km

1a Bateria

28/04/2024 11:00

Corrida iniciado em 10:51:08

POS	NUM	PILOTO	CATEGORIA	VOLTAS	DIF LÍDER	MOTO	CIDADE	PATROCINADOR/EQUIPE
1	77	DIEGO HENING	NAC PRO	13		HONDA	PORTO VELHO	ITF MULTIMARCAS
2	69	ROMÁRIO ROSA	NAC PRO	13	7.082	HONDA	JUARA	AUTO ESCOLA TAPURAH
3	456	ENZO DOTTO	NAC PRO	13	45.562	HONDA	CACOAL	DOTTO MIX
4	43	VITOR MOTA	NAC PRO	12	1 Volta	HONDA	BURITIS	CURICO PREPARAÇÕES-D'CORE PLANEJADOS
5	17	LUIS AZEVEDO	NAC PRO	12	1 Volta	HONDA	CACOAL	STA ENGENHARIA-INSTALADORA SÃO LUIZ
6	48	MARCELO SÁ	NAC PRO	12	1 Volta	HONDA	SANTA LUZIA D'OEST	D ISBARON BATERIAS-ÁGUIA MOTOS-IMPÉRIO UNIFORMES-A
7	204	HIAGO GODOY	NAC PRO	11	2 Voltas	HONDA	JARU	
8	311	JHONY	NAC PRO	11	2 Voltas	HONDA	NOVA CALIFÓRNIA	
9	7	ROMÁRIO AVELINO	NAC PRO	7	6 Voltas	HONDA	SANTA LUZIA D'OEST	ELIUNHO PREPARAÇÕES-PO LAQUINHO POSTO DE MOLAS-DS
10	357	CAIO ÁTILA	NAC PRO	7	6 Voltas	HONDA	ARIQUEMES	VEREADOR LANO MATIAS-ALARME E CIA SEGURANÇA ELETR
11	73	NAILSON FRANÇA	NAC PRO	6	7 Voltas	HONDA	CEREJEIRAS	

Não classificado (50% = 6 Voltas)

118	HUDSON CARLOS	NAC PRO	5	8 Voltas	HONDA	COLORADO DO OEST	TIME PORTÕES, ARENA VILA RICA, RECANTO LION, MK RACI
96	RUAN BRAIAN	NAC PRO	5	8 Voltas	HONDA	ARIQUEMES	PLOTARTE ENVELOPAMENTOS

Margem da Vitoria

velocidade Media

Tempo Melhor volta

Melhor Veloc.

Melhor Volta por..

7.082

47,955


1:14.603

53,081

77 - DIEGO HENING

Cronometragem: MARCOS A. MANCINI - Diretor de Prova: EVERTON TCHURMA

Orbits





1ª ETAPA  
2024  
27/28 ABRIL  
CACOAL



## MX RONDÔNIA - 1a Etapa

NACIONAL PRO

Cacoal/RO 1,100 Km

2a Bateria

28/04/2024 13:00

Corrida iniciado em 13:54:48

Lap	Lap Tm	Diff	Time of Day
<b>(77) DIEGO HENING</b>			
1	1:15.263	+0.530	13:57:32.661
2	1:15.379	+0.646	13:58:48.040
3	1:15.278	+0.545	14:00:03.318
4	<b>1:14.733</b>		14:01:18.051
5	1:16.189	+1.456	14:02:34.240
6	1:17.257	+2.524	14:03:51.497
7	1:15.818	+1.085	14:05:07.315
8	1:17.543	+2.810	14:06:24.858
9	1:17.693	+2.960	14:07:42.551
10	1:17.464	+2.731	14:09:00.015
11	1:16.277	+1.544	14:10:16.292
12	1:18.719	+3.986	14:11:35.011
13	1:19.699	+4.966	14:12:54.710

Lap	Lap Tm	Diff	Time of Day
<b>(69) ROMÁRIO ROSA</b>			
1	1:18.182	+0.302	13:57:28.812
2	1:18.003	+0.123	13:58:46.815
3	1:19.838	+1.958	14:00:06.653
4	<b>1:17.880</b>		14:01:24.533
5	1:18.004	+0.124	14:02:42.537
6	1:18.336	+0.456	14:04:00.873
7	1:21.774	+3.894	14:05:22.647
8	1:25.368	+7.488	14:06:48.015
9	1:24.020	+6.140	14:08:12.035
10	1:25.939	+8.059	14:09:37.974
11	1:22.897	+5.017	14:11:00.871
12	1:24.389	+6.509	14:12:25.260
13	1:25.724	+7.844	14:13:50.984

Lap	Lap Tm	Diff	Time of Day
<b>(43) VITOR MOTA</b>			
1	1:24.808	+1.174	13:57:41.386
2	<b>1:23.634</b>		13:59:05.020
3	1:25.400	+1.766	14:00:30.420
4	1:24.615	+0.981	14:01:55.035
5	1:27.776	+4.142	14:03:22.811
6	1:27.704	+4.070	14:04:50.515
7	1:27.153	+3.519	14:06:17.668
8	1:27.898	+4.264	14:07:45.566
9	1:28.547	+4.913	14:09:14.113
10	1:27.678	+4.044	14:10:41.791
11	1:26.399	+2.765	14:12:08.190
12	1:27.277	+3.643	14:13:35.467

Lap	Lap Tm	Diff	Time of Day
<b>(17) LUIS AZEVEDO</b>			
1	1:26.743	+0.949	13:57:47.532
2	1:26.015	+0.221	13:59:13.547
3	1:28.363	+2.569	14:00:41.910
4	<b>1:25.794</b>		14:02:07.704
5	1:26.484	+0.690	14:03:34.188
6	1:26.997	+1.203	14:05:01.185
7	1:27.077	+1.283	14:06:28.262
8	1:27.405	+1.611	14:07:55.667
9	1:26.218	+0.424	14:09:21.885
10	1:27.336	+1.542	14:10:49.221
11	1:28.298	+2.504	14:12:17.519
12	1:28.481	+2.687	14:13:46.000

Lap	Lap Tm	Diff	Time of Day
<b>(48) MARCELO SÁ</b>			
1	<b>1:25.549</b>		13:57:45.721
2	1:26.251	+0.702	13:59:11.972
3	1:27.581	+2.032	14:00:39.553
4	1:25.867	+0.318	14:02:05.420
5	1:26.315	+0.766	14:03:31.735
6	1:26.949	+1.400	14:04:58.684

Lap	Lap Tm	Diff	Time of Day
7	1:27.563	+2.014	14:06:26.247
8	1:29.188	+3.639	14:07:55.435
9	1:34.323	+8.774	14:09:29.758
10	1:37.176	+11.627	14:11:06.934
11	1:36.025	+10.476	14:12:42.959
12	1:39.329	+13.780	14:14:22.288

Lap	Lap Tm	Diff	Time of Day
<b>(7) ROMÁRIO AVELINO</b>			
1	1:34.851	+6.597	13:58:07.429
2	1:34.818	+6.564	13:59:42.247
3	1:32.394	+4.140	14:01:14.641
4	1:31.899	+3.645	14:02:46.540
5	1:31.199	+2.945	14:04:17.739
6	1:29.368	+1.114	14:05:47.107
7	<b>1:28.254</b>		14:07:15.361
8	1:28.608	+0.354	14:08:43.969
9	1:29.729	+1.475	14:10:13.698
10	1:35.235	+6.981	14:11:48.933
11	1:31.905	+3.651	14:13:20.838

Lap	Lap Tm	Diff	Time of Day
<b>(31) JHONY</b>			
1	1:34.507	+1.005	13:58:06.042
2	<b>1:33.502</b>		13:59:39.544
3	1:34.392	+0.890	14:01:13.936
4	1:36.566	+3.064	14:02:50.502
5	1:36.273	+2.771	14:04:26.775
6	1:34.894	+1.392	14:06:01.669
7	1:35.486	+1.984	14:07:37.155
8	1:36.275	+2.773	14:09:13.430
9	1:40.509	+7.007	14:10:53.939
10	1:39.627	+6.125	14:12:33.566
11	1:38.542	+5.040	14:14:12.108


Lap	Lap Tm	Diff	Time of Day
<b>(96) RUAN BRAIAN</b>			
1	1:31.029	+3.311	13:57:58.927
2	<b>1:27.718</b>		13:59:26.645
3	1:28.566	+0.848	14:00:55.211
4	1:28.166	+0.448	14:02:23.377
5	1:28.950	+1.232	14:03:52.327
6	1:53.329	+25.611	14:05:45.656
7	1:30.987	+3.269	14:07:16.643
8	1:40.316	+12.598	14:08:56.959
9	2:46.737	+1:19.019	14:11:43.696
10	1:59.690	+31.972	14:13:43.386

Lap	Lap Tm	Diff	Time of Day
<b>(456) ENZO DOTTO</b>			
1	<b>1:17.521</b>		13:57:27.203
2	1:18.585	+1.064	13:58:45.788
3	1:47.711	+30.190	14:00:33.499

Lap	Lap Tm	Diff	Time of Day
<b>(357) CAIO ÁTILA</b>			
1	<b>1:42.185</b>		13:58:52.389
2	14:33.746	12:51.561	14:13:26.135

Cronometragem: MARCOS A. MANCINI - Diretor de Prova: EVERTON TCHURMA

Orbits





1ª ETAPA  
2024  
27/28 ABRIL  
CACOAL



SETUR  
Superintendência Estadual de Turismo



MX RONDÔNIA - 1a Etapa

Classificado por voltas

NACIONAL PRO

Cacoal/RO 1,100 Km

2a Bateria

28/04/2024 13:00

Corrida iniciado em 13:54:48

POS	NUM	PILOTO	CATEGORIA	VOLTAS	DIF LÍDER	MOTO	CIDADE	PATROCINADOR/EQUIPE
1	77	DIEGO HENING	NAC PRO	13		HONDA	PORTO VELHO	ITF MULTIMARCAS
2	69	ROMÁRIO ROSA	NAC PRO	13	56.274	HONDA	JUARA	AUTO ESCOLA TAPURAH
3	43	VITOR MOTA	NAC PRO	12	1 Volta	HONDA	BURITIS	CURICO PREPARAÇÕES-D'CORE PLANEJADOS
4	17	LUIS AZEVEDO	NAC PRO	12	1 Volta	HONDA	CACOAL	STA ENGENHARIA-INSTALADORA SÃO LUIZ
5	48	MARCELO SÁ	NAC PRO	12	1 Volta	HONDA	SANTA LUZIA D'OEST	D ISBARON BATERIAS-ÁGUIA MOTOS-IMPÉRIO UNIFORMES-A
6	7	ROMÁRIO AVELINO	NAC PRO	11	2 Voltas	HONDA	SANTA LUZIA D'OEST	ELBIRHO PREPARAÇÕES-PO LAQUINHO POSTO DE MOLAS-D S
7	311	JHONY	NAC PRO	11	2 Voltas	HONDA	NOVA CALIFÓRNIA	
8	96	RUAN BRAIAN	NAC PRO	10	3 Voltas	HONDA	ARIQUEMES	PLOTARTE ENVELOPAMENTOS

Não classificado (50% = 6 Voltas)

456	ENZO DOTTO	NAC PRO	3	10 Voltas	HONDA	CACOAL	DOTTO MIX
357	CAIO ÁTILA	NAC PRO	2	1 Voltas	HONDA	ARIQUEMES	VEREADOR LANO MATIAS-ALARME E CIA SEGURANÇA ELETR

Margem da Vitoria

velocidade Media

Tempo Melhor volta

Melhor Veloc.

Melhor Volta por..

56.274

47,386


1:14.733

52,989

77 - DIEGO HENING

Cronometragem: MARCOS A. MANCINI - Diretor de Prova: EVERTON TCHURMA

Orbits





1ª ETAPA  
2024  
27/28 ABRIL  
CACOAL




## MX RONDÔNIA - 1a Etapa

NACIONAL PRO

Cacoal/RO 1,100 Km


RESULTADO GERAL



POS	NUM	PILOTO	1 B	2 B	TOTAL	MOTO	CIDADE	PATROCINADOR/EQUIPE
1	77	DIEGO HENING	25	25	50	HONDA	PORTO VELHO	ITF MULTIMARCAS
2	69	ROMÁRIO ROSA	22	22	44	HONDA	JUARA	AUTO ESCOLA TAPURAH
3	43	VITOR MOTA	18	20	38	HONDA	BURITIS	CURICO PREPARAÇÕES-D'CORE PLANEJADOS
4	17	LUIS AZEVEDO	16	18	34	HONDA	CACOAL	STA ENGENHARIA-INSTALADORA SÃO LUIZ
5	48	MARCELO SÁ	15	16	31	HONDA	SANTA LUZIA D'OESTE	DISBARON BATERIAS-ÁGUA MOTOS-IMPÉRIO UNIF
6	7	ROMÁRIO AVELINO	12	15	27	HONDA	SANTA LUZIA D'OESTE	ELIHO PREPARAÇÕES-PO LAQUINHO POSTO DE A
7	311	JHONY	13	14	27	HONDA	NOVA CALIFÓRNIA	
8	456	ENZO DOTTO	20	0	20	HONDA	CACOAL	DOTTO MIX
9	204	HIAGO GODOY	14	--	14	HONDA	JARU	
10	96	RUAN BRAIAN	0	13	13	HONDA	ARIQUEMES	PLOTARTE ENVELOPAMENTOS
11	357	CAIO ÁTILA	11	0	11	HONDA	ARIQUEMES	VEREADOR LANO MATIAS-ALARME E CIA SEGURAN
12	73	NAILSON FRANÇA	10	--	10	HONDA	CEREJEIRAS	

Cronometragem: MARCOS A. MANCINI - Diretor de Prova: EVERTON TCHURMA

Orbits





MX RONDÔNIA - 1a Etapa

NACIONAL PRO

Cacoal/RO 1,100 Km

Treino Cronometrado

27/04/2024 13:00

Qualificação iniciado em 14:05:06

Lap	Lap Tm	Diff	Time of Day
<b>(77) DIEGO HENING</b>			
1	1:16.988	+2.229	14:07:48.345
2	1:16.421	+1.662	14:09:04.766
3	1:16.431	+1.672	14:10:21.197
4	1:15.147	+0.388	14:11:36.344
5	3:38.502	+2:23.743	14:15:14.846
6	1:15.558	+0.799	14:16:30.404
7	1:15.900	+1.141	14:17:46.304
8	2:09.885	+55.126	14:19:56.189
9	<b>1:14.759</b>		14:21:10.948

Lap	Lap Tm	Diff	Time of Day
<b>(456) ENZO DOTTO</b>			
1	1:20.647	+4.595	14:07:40.130
2	8:22.528	+7:06.476	14:16:02.658
3	1:16.424	+0.372	14:17:19.082
4	<b>1:16.052</b>		14:18:35.134
5	1:50.309	+34.257	14:20:25.443
6	1:16.403	+0.351	14:21:41.846

Lap	Lap Tm	Diff	Time of Day
<b>(69) ROMÁRIO ROSA</b>			
1	1:28.429	+11.781	14:07:59.916
2	1:21.173	+4.525	14:09:21.089
3	1:18.503	+1.855	14:10:39.592
4	1:17.259	+0.611	14:11:56.851
5	<b>1:16.648</b>		14:13:13.499
6	1:16.997	+0.349	14:14:30.496
7	1:20.779	+4.131	14:15:51.275
8	3:08.949	+1:52.301	14:19:00.224
9	1:19.162	+2.514	14:20:19.386
10	1:19.361	+2.713	14:21:38.747

Lap	Lap Tm	Diff	Time of Day
<b>(43) VITOR MOTA</b>			
1	1:28.025	+8.307	14:08:16.657
2	1:31.635	+11.917	14:09:48.292
3	1:24.942	+5.224	14:11:13.234
4	1:22.572	+2.854	14:12:35.806
5	1:22.226	+2.508	14:13:58.032
6	1:21.981	+2.263	14:15:20.013
7	1:41.707	+21.989	14:17:01.720
8	1:21.342	+1.624	14:18:23.062
9	1:58.242	+38.524	14:20:21.304
10	<b>1:19.718</b>		14:21:41.022

Lap	Lap Tm	Diff	Time of Day
<b>(48) MARCELO SÁ</b>			
1	1:33.353	+9.370	14:08:33.761
2	1:26.239	+2.256	14:10:00.000
3	<b>1:23.983</b>		14:11:23.983
4	1:24.795	+0.812	14:12:48.778
5	3:07.072	+1:43.089	14:15:55.850
6	1:36.764	+12.781	14:17:32.614
7	1:25.353	+1.370	14:18:57.967

Lap	Lap Tm	Diff	Time of Day
<b>(56) RUAN OLIVEIRA</b>			
1	1:30.839	+6.652	14:08:14.979
2	1:26.317	+2.130	14:09:41.296
3	1:24.611	+0.424	14:11:05.907
4	<b>1:24.187</b>		14:12:30.094
5	1:43.082	+18.895	14:14:13.176
6	1:25.242	+1.055	14:15:38.418
7	1:29.640	+5.453	14:17:08.058
8	1:31.401	+7.214	14:18:39.459
9	2:02.815	+38.628	14:20:42.274
10	1:25.535	+1.348	14:22:07.809

Lap	Lap Tm	Diff	Time of Day
<b>(17) LUIS AZEVEDO</b>			

Lap	Lap Tm	Diff	Time of Day
1	1:31.237	+4.960	14:08:10.187
2	1:28.414	+2.137	14:09:38.601
3	<b>1:26.277</b>		14:11:04.878
4	1:26.527	+0.250	14:12:31.405
5	1:30.335	+4.058	14:14:01.740
<b>(7) ROMÁRIO AVELINO</b>			
1	1:39.387	+7.027	14:08:38.821
2	1:36.651	+4.291	14:10:15.472
3	1:33.040	+0.680	14:11:48.512
4	<b>1:32.360</b>		14:13:20.872
5	1:32.904	+0.544	14:14:53.776

Lap	Lap Tm	Diff	Time of Day
<b>(428) TULIO DE OLIVEIRA</b>			
1	<b>1:36.950</b>		14:08:34.437
2	6:25.706	+4:48.756	14:15:00.143

Lap	Lap Tm	Diff	Time of Day
<b>(73) NAILSON FRANÇA</b>			
1	1:49.641	+10.665	14:09:43.190
2	<b>1:38.976</b>		14:11:22.166
3	1:40.163	+1.187	14:13:02.329
4	1:39.828	+0.852	14:14:42.157

Lap	Lap Tm	Diff	Time of Day
<b>(357) CAIO ÁTILA</b>			
1	<b>1:40.337</b>		14:08:43.055
2	2:02.290	+21.953	14:10:45.345
3	1:40.940	+0.603	14:12:26.285

Lap	Lap Tm	Diff	Time of Day
<b>(118) HUDSON CARLOS</b>			
1	1:50.489	+5.178	14:12:28.773
2	<b>1:45.311</b>		14:14:14.084



1ª ETAPA  
2024  
27/28 ABRIL  
CACOAL



MX RONDÔNIA - 1a Etapa

Classificado pela melhor volta

NACIONAL PRO

Cacoal/RO 1,100 Km

Treino Cronometrado

27/04/2024 13:00

Qualificação iniciado em 14:05:06

POS	NUM	PILOTO	CATEGORIA	M. TEMPO	DIF LÍDER	MOTO	CIDADE	PATROCINADOR/EQUIPE
1	77	DIEGO HENING	NAC PRO	1:14.759		HONDA	PORTO VELHO	ITF MULTIMARCAS
2	456	ENZO DOTTO	NAC PRO	1:16.052	1.293	HONDA	CACOAL	DOTTO MIX
3	69	ROMÁRIO ROSA	NAC PRO	1:16.648	1.889	HONDA	JUARA	AUTO ESCOLA TAPURAH
4	43	VITOR MOTA	NAC PRO	1:19.718	4.959	HONDA	BURITIS	CURICO PREPARAÇÕES-D'CORE PLANEJADOS
5	48	MARCELO SÁ	NAC PRO	1:23.983	9.224	HONDA	SANTA LUZIA D'O	D I S B A R D N B A T E R I A S - Á G U I A M O T O S - I M P É R I O
6	56	RUAN OLIVEIRA	NAC PRO	1:24.187	9.428	HONDA	ROLIM DE MOURI	
7	17	LUIS AZEVEDO	NAC PRO	1:26.277	11.518	HONDA	CACOAL	STA ENGENHARIA-INSTALADORA SÃO LUIZ
8	7	ROMÁRIO AVELINO	NAC PRO	1:32.360	17.601	HONDA	SANTA LUZIA D'O	E L I T H I O P R E P A R A Ç Õ E S - P O L I A Q U I L I N O P O S T O
9	428	TULIO DE OLIVEIRA	NAC PRO	1:36.950	22.191	HONDA	ALVORADA DO O	
10	73	NAILSON FRANÇA	NAC PRO	1:38.976	24.217	HONDA	CEREJEIRAS	
11	357	CAIO ÁTILA	NAC PRO	1:40.337	25.578	HONDA	ARIQUEMES	VEREADOR LANO MATIAS-ALARME E CIA SEGU
12	118	HUDSON CARLOS	NAC PRO	1:45.311	30.552	HONDA	COLORADO DO O	T I M E P O R T Õ E S , A R E N A V I L A R I C A , R E C A N T O

Cronometragem: MARCOS A. MANCINI - Diretor de Prova: EVERTON TCHURMA

Orbits

