

MX LIMMT - 1a Etapa

MX 50/65

Colíder/MT 1,000 Km

Corrida

20/04/2024 16:00

Corrida iniciado em 16:43:15

Lap	Lap Tm	Diff	Time of Day	Lap	Lap Tm	Diff	Time of Day	Lap	Lap Tm	Diff	Time of Day
(85) GUSTAVO HENRIQUE											
1	3:58.789	+1.719	16:50:53.526								
2	3:57.070		16:54:50.596								
3	5:04.627	+1:07.557	16:59:55.223								
(189) CASSIANO ROMBALDI											
1	3:50.312		16:50:09.556								
2	7:58.866	+4:08.554	16:58:08.422								
3	7:02.663	+3:12.351	17:05:11.085								
(268) GUSTAVO HERNANDES											
1	7:36.644	+1:45.667	16:55:35.466								
2	5:50.977		17:01:26.443								
(14) TIAGO MERCURIO											
1	8:20.698	+1:51.086	16:56:41.011								
2	6:29.612		17:03:10.623								
(333) MARIA LUIZA											
1	5:02.001		16:52:52.083								
2	5:56.746	+54.745	16:58:48.829								
3	6:17.712	+1:15.711	17:05:06.541								

MX LIMMT - 1a Etapa

Classificado por voltas

MX 50/65

Colíder/MT 1,000 Km

Corrida

20/04/2024 16:00

Corrida iniciado em 16:43:15

POS	NUM	PILOTO	CATEGORIA	VOLTAS	DIF LÍDER	MOTO	CIDADE	PATROCINADOR/EQUIPE
1	85	GUSTAVO HENRIQUE	MX 50/65	3		KAWASAKI	ALTA FLORESTA	AMAZÔNIA METAL
2	189	CASSIANO ROMBALDI	MX 50/65	3	5:15.862		TERRA NOVA DO NOR	
3	268	GUSTAVO HERNANDES	MX 50/65	2	1 Volta	GASGAS	SINOP	CARAJÁS VAIEDADES-QUALITEL TELECOMUNICAÇÕES-BARÃO
4	14	TIAGO MERCURIO	MX 50/65	2	1 Volta		COLÍDER	
5	333	MARIA LUIZA	MX 50/65	3	5:11.318	HONDA	ALTA FLORESTA	

Margem da Vitoria

velocidade Media

Tempo Melhor volta

Melhor Veloc.

Melhor Volta por..

5:15.862

10,802

3:50.312

15,631

189 - CASSIANO ROMBALDI

Cronometragem: MARCOS A. MANCINI - Diretor de Prova: MÁRCIO JAYME

Orbits

MX LIMMT - 1a Etapa

MX 50/65

Colíder/MT 1,000 Km

Treino Cronometrado

20/04/2024 14:20

Qualificação iniciado em 14:52:55

Lap	Lap Tm	Diff	Time of Day	Lap	Lap Tm	Diff	Time of Day	Lap	Lap Tm	Diff	Time of Day
(14) TIAGO MERCURIO											
1	3:03.662		14:57:44.323								
2	4:07.757	+1:04.095	15:01:52.080								
(189) CASSIANO ROMBALDI											
1	3:40.647		14:58:55.156								
2	4:03.413	+22.766	15:02:58.569								
3	4:11.069	+30.422	15:07:09.638								
(85) GUSTAVO HENRIQUE											
1	7:07.251		15:04:56.695								
(268) GUSTAVO FERNANDES											
1	10:12.612		15:05:24.618								

MX LIMMT - 1a Etapa

Classificado pela melhor volta

MX 50/65

Colíder/MT 1,000 Km

Treino Cronometrado

20/04/2024 14:20

Qualificação iniciado em 14:52:55

POS	NUM	PILOTO	CATEGORIA	M. TEMPO	DIF LÍDER	MOTO	CIDADE	PATROCINADOR/EQUIPE
1	14	TIAGO MERCURIO	MX 50/65	3:03.662			COLÍDER	
2	189	CASSIANO ROMBALDI	MX 50/65	3:40.647	36.985		TERRA NOVA DO	
3	85	GUSTAVO HENRIQUE	MX 50/65	7:07.251	4:03.589		ALTA FLORESTA	
4	268	GUSTAVO FERNANDES	MX 50/65	0:12.612	7:08.950			

MX LIMMT - 1a Etapa

MX FORÇA LIVRE NAC

Colíder/MT 1,000 Km

Corrida

21/04/2024 13:00

Corrida iniciado em 12:41:26

Lap	Lap Tm	Diff	Time of Day	Lap	Lap Tm	Diff	Time of Day	Lap	Lap Tm	Diff	Time of Day				
(2) MARCOS ALEXANDRE				3	1:14.329	+2.481	12:45:52.378	4	1:14.867	+3.019	12:47:07.245				
1	1:09.321	+3.542	12:43:10.640	5	1:13.238	+1.390	12:48:20.483	6	1:12.133	+0.285	12:49:32.616				
2	1:09.136	+3.357	12:44:19.776	7	1:12.518	+0.670	12:50:45.134	8	1:11.848		12:51:56.982				
3	1:07.310	+1.531	12:45:27.086	9	1:15.334	+3.486	12:53:12.316	10	1:12.392	+0.544	12:54:24.708				
4	1:06.824	+1.045	12:46:33.910	11	1:14.168	+2.320	12:55:38.876	12	1:12.879	+1.031	12:56:51.755				
5	1:06.127	+0.348	12:47:40.037	13	1:23.760	+11.912	12:58:15.515	(9) RIAN PIOVESAN							
6	1:06.243	+0.464	12:48:46.280	1	1:12.624		12:43:17.775	2	1:14.653	+2.029	12:44:32.428				
7	1:05.910	+0.131	12:49:52.190	3	1:13.290	+0.666	12:45:45.718	4	1:14.893	+2.269	12:47:00.611				
8	1:05.827	+0.048	12:50:58.017	5	1:13.845	+1.221	12:48:14.456	6	1:15.962	+3.338	12:49:30.418				
9	1:05.872	+0.093	12:52:03.889	7	1:13.293	+0.669	12:50:43.711	8	1:14.337	+1.713	12:51:58.048				
10	1:06.319	+0.540	12:53:10.208	9	1:21.271	+8.647	12:53:19.319	10	1:25.630	+13.006	12:54:44.949				
11	1:05.794	+0.015	12:54:16.002	11	1:35.356	+22.732	12:56:20.305	12	2:01.061	+48.437	12:58:21.366				
12	1:06.977	+1.198	12:55:22.979	(94) ELOIR VOLKWEIS				1	1:25.049	+6.133	12:43:45.039				
13	1:05.779		12:56:28.758	2	1:21.523	+2.607	12:45:06.562	3	1:18.916		12:46:25.478				
14	1:09.827	+4.048	12:57:38.585	4	1:23.539	+4.623	12:47:49.017	5	3:32.888	+2:13.972	12:51:21.905				
(90) CLEITON BORGES				6	1:24.003	+5.087	12:52:45.908	7	1:20.620	+1.704	12:54:06.528				
1	1:07.272	+1.508	12:43:06.855	8	1:28.544	+9.628	12:55:35.072	9	1:19.197	+0.281	12:56:54.269				
2	1:08.916	+3.152	12:44:15.771	(91) NIEDSON DA SILVA				1	1:18.071		12:43:23.896				
3	1:07.031	+1.267	12:45:22.802	2	1:22.131	+4.060	12:44:46.027	3	1:22.966	+4.895	12:46:08.993				
4	1:07.911	+2.147	12:46:30.713	4	1:24.075	+6.004	12:47:33.068	(78) FÁBIO BOFFETE							
5	1:07.231	+1.467	12:47:37.944	1	1:24.394		12:43:38.809	2	1:35.538	+11.144	12:45:14.347				
6	1:06.419	+0.655	12:48:44.363	(22) JONES FRANK				1	3:42.033		12:46:04.183				
7	1:06.739	+0.975	12:49:51.102												
8	1:05.764		12:50:56.866												
9	1:05.875	+0.111	12:52:02.741												
10	1:06.340	+0.576	12:53:09.081												
11	1:06.462	+0.698	12:54:15.543												
12	1:06.593	+0.829	12:55:22.136												
13	1:06.112	+0.348	12:56:28.248												
14	1:26.323	+20.559	12:57:54.571												
(400) JOSÉ MARCOS															
1	1:10.423		12:43:10.640												
2	1:15.062	+4.639	12:44:25.702												
3	1:14.149	+3.726	12:45:39.851												
4	1:11.469	+1.046	12:46:51.320												
5	1:12.109	+1.686	12:48:03.429												
6	1:13.842	+3.419	12:49:17.271												
7	1:11.894	+1.471	12:50:29.165												
8	1:14.940	+4.517	12:51:44.105												
9	1:13.456	+3.033	12:52:57.561												
10	1:13.805	+3.382	12:54:11.366												
11	1:15.632	+5.209	12:55:26.998												
12	1:14.317	+3.894	12:56:41.315												
13	1:14.866	+4.443	12:57:56.181												
(333) ANDRÉ SOCIO															
1	1:09.843		12:43:13.677												
2	1:11.827	+1.984	12:44:25.504												
3	1:12.257	+2.414	12:45:37.761												
4	1:12.466	+2.623	12:46:50.227												
5	1:15.365	+5.522	12:48:05.592												
6	1:14.646	+4.803	12:49:20.238												
7	1:14.255	+4.412	12:50:34.493												
8	1:14.184	+4.341	12:51:48.677												
9	1:14.580	+4.737	12:53:03.257												
10	1:13.932	+4.089	12:54:17.189												
11	1:14.292	+4.449	12:55:31.481												
12	1:12.847	+3.004	12:56:44.328												
13	1:15.164	+5.321	12:57:59.492												
(29) JOÃO EHRICH															
1	1:15.698	+3.850	12:43:25.198												
2	1:12.851	+1.003	12:44:38.049												

MX LIMMT - 1a Etapa

Classificado por voltas

MX FORÇA LIVRE NAC

Colíder/MT 1,000 Km

Corrida

21/04/2024 13:00

Corrida iniciado em 12:41:26

POS	NUM	PILOTO	CATEGORIA	VOLTAS	DIF LÍDER	MOTO	CIDADE	PATROCINADOR/EQUIPE
1	2	MARCOS ALEXANDRE	MX FORÇA LIVRE	14		HONDA	SINOP	TEAM ZANKKO RACING-ZANKKO SOLUÇÕES CONSTRUTIVAS-
2	90	CLEITON BORGES	MX FORÇA LIVRE	14	15.986	HONDA	SINOP	CASA DA SUSPENSÃO-ZM AGRO-JB MOTOS-RAUCH LOCAÇÃO E
3	400	JOSÉ MARCOS	MX FORÇA LIVRE	13	1 Volta	HONDA	URUARA	
4	333	ANDRE SOCIO	MX FORÇA LIVRE	13	1 Volta	HONDA	ALTA FLORESTA	RAMOS CONSTRUTORA
5	29	JOÃO EHRICH	MX FORÇA LIVRE	13	1 Volta	HONDA	SINOP	250K AGRICULTURA DE PRECISÃO
6	9	RIAN PIOVESAN	MX FORÇA LIVRE	12	2 Voltas	HONDA	JAPURANA	RESTAURANTE PIOVESAN-ENGENHARIA PIOVESAN
7	94	ELOIR VOLKWEIS	MX FORÇA LIVRE	9	5 Voltas	HONDA	UNIÃO DO NORTE	MANINHO MOTOS

Não classificado (50% = 7 Voltas)

91	NIEDSON DA SILVA	MX FORÇA LIVRE	4	10 Voltas	HONDA	DIAMANTINO	HIDRÁULICA LEAL
78	FÁBIO BOFFETE	MX FORÇA LIVRE	2	12 Voltas	HONDA	PARANAÍTA	RETOCAR VEÍCULOS-TRANS DESENROLA
22	JONES FRANK	MX FORÇA LIVRE	1	13 Voltas	HONDA	SORRISO	

Margem da Vitoria

velocidade Media

Tempo Melhor volta

Melhor Veloc.

Melhor Volta por..

15.986

51,835

1:05.764

54,741

90 - CLEITON BORGES

Cronometragem: MARCOS A. MANCINI - Diretor de Prova: MÁRCIO JAYME

Orbits

MX LIMMT - 1a Etapa


MX INTERMEDIÁRIA

Colíder/MT 1,000 Km

Corrida

21/04/2024 15:30

Corrida iniciado em 14:56:37



Lap	Lap Tm	Diff	Time of Day
(984) ALEX FASBINDER			
1	1:12.624	+1.958	14:58:38.904
2	1:12.078	+1.412	14:59:50.982
3	1:12.262	+1.596	15:01:03.244
4	1:13.498	+2.832	15:02:16.742
5	1:12.102	+1.436	15:03:28.844
6	1:10.666		15:04:39.510
7	1:11.882	+1.216	15:05:51.392
8	1:13.316	+2.650	15:07:04.708
9	1:15.167	+4.501	15:08:19.875
10	1:13.022	+2.356	15:09:32.897
11	1:13.293	+2.627	15:10:46.190
12	1:12.508	+1.842	15:11:58.698
13	1:12.083	+1.417	15:13:10.781
(18) ELIANDRO JUNIOR			
1	1:13.920	+3.197	14:58:41.707
2	1:13.609	+2.886	14:59:55.316
3	1:12.800	+2.077	15:01:08.116
4	1:12.600	+1.877	15:02:20.716
5	1:13.917	+3.194	15:03:34.633
6	1:11.537	+0.814	15:04:46.170
7	1:11.398	+0.675	15:05:57.568
8	1:12.156	+1.435	15:07:09.726
9	1:12.890	+2.167	15:08:22.616
10	1:13.381	+2.658	15:09:35.997
11	1:12.423	+1.700	15:10:48.420
12	1:10.723		15:11:59.143
13	1:12.318	+1.595	15:13:11.461
(85) JAY ALDEANY			
1	1:13.723	+3.620	14:58:40.932
2	1:13.693	+3.590	14:59:54.625
3	1:15.109	+5.006	15:01:09.734
4	1:11.981	+1.878	15:02:21.715
5	1:14.634	+4.531	15:03:36.349
6	1:11.816	+1.713	15:04:48.165
7	1:11.737	+1.634	15:05:59.902
8	1:11.393	+1.290	15:07:11.295
9	1:11.881	+1.778	15:08:23.176
10	1:13.223	+3.120	15:09:36.399
11	1:13.536	+3.433	15:10:49.935
12	1:10.103		15:12:00.038
13	1:12.122	+2.019	15:13:12.160
(92) MARNEN FRANCESCINI			
1	1:14.165	+2.495	14:58:40.854
2	1:12.966	+1.296	14:59:53.820
3	1:12.252	+0.582	15:01:06.072
4	1:11.670		15:02:17.742
5	1:12.153	+0.483	15:03:29.895
6	1:12.700	+1.030	15:04:42.595
7	1:13.063	+1.393	15:05:55.658
8	1:12.908	+1.238	15:07:08.566
9	1:13.350	+1.680	15:08:21.916
10	1:13.359	+1.689	15:09:35.275
11	1:13.905	+2.235	15:10:49.180
12	1:13.440	+1.770	15:12:02.620
13	1:13.862	+2.192	15:13:16.482
(44) ELTON PISETTA			
1	1:11.741		14:58:31.688
2	1:12.216	+0.475	14:59:43.904
3	1:12.614	+0.873	15:00:56.518
4	1:13.025	+1.284	15:02:09.543

Lap	Lap Tm	Diff	Time of Day
5	1:13.321	+1.580	15:03:22.864
6	1:14.568	+2.827	15:04:37.432
7	1:13.646	+1.905	15:05:51.078
8	1:13.123	+1.382	15:07:04.201
9	1:17.122	+5.381	15:08:21.323
10	1:13.320	+1.579	15:09:34.643
11	1:13.308	+1.567	15:10:47.951
12	1:16.552	+4.811	15:12:04.503
13	1:15.199	+3.458	15:13:19.702
(461) GILMAR MORENO			
1	1:11.651		14:58:30.456
2	1:14.613	+2.962	14:59:45.069
3	1:12.189	+0.538	15:00:57.258
4	1:15.046	+3.395	15:02:12.304
5	1:13.027	+1.376	15:03:25.331
6	1:13.470	+1.819	15:04:38.801
7	1:15.712	+4.061	15:05:54.513
8	1:15.032	+3.381	15:07:09.545
9	1:17.516	+5.865	15:08:27.061
10	1:14.412	+2.761	15:09:41.473
11	1:17.762	+6.111	15:10:59.235
12	1:17.648	+5.997	15:12:16.883
13	1:15.260	+3.609	15:13:32.143
(79) OLAIR BORGES			
1	1:20.265	+8.282	14:58:48.803
2	1:13.657	+1.674	15:00:02.460
3	1:12.605	+0.622	15:01:15.065
4	1:12.308	+0.325	15:02:27.373
5	1:16.261	+4.278	15:03:43.634
6	1:11.983		15:04:55.617
7	1:13.444	+1.461	15:06:09.061
8	1:15.754	+3.771	15:07:24.815
9	1:14.006	+2.023	15:08:38.821
10	1:15.931	+3.948	15:09:54.752
11	1:14.416	+2.433	15:11:09.188
12	1:13.366	+1.383	15:12:22.534
13	1:15.532	+3.549	15:13:38.066
(55) JOSE DUBIELLA			
1	1:13.601	+0.504	14:58:35.045
2	1:13.252	+0.155	14:59:48.297
3	1:13.097		15:01:01.394
4	1:15.271	+2.174	15:02:16.665
5	1:17.531	+4.434	15:03:34.196
6	1:17.835	+4.738	15:04:52.031
7	1:16.011	+2.914	15:06:08.042
8	1:15.544	+2.447	15:07:23.586
9	1:18.155	+5.058	15:08:41.741
10	1:14.779	+1.682	15:09:56.520
11	1:15.132	+2.035	15:11:11.652
12	1:24.874	+11.777	15:12:36.526
13	1:21.342	+8.245	15:13:57.868
(91) NIEDSON DA SILVA			
1	1:15.264	+1.400	14:58:37.619
2	1:14.120	+0.256	14:59:51.739
3	1:13.864		15:01:05.603
4	1:14.465	+0.601	15:02:20.068
5	1:17.144	+3.280	15:03:37.212
6	1:15.503	+1.639	15:04:52.715
7	1:14.015	+0.151	15:06:06.730
8	1:15.608	+1.744	15:07:22.338
9	1:16.117	+2.253	15:08:38.455
10	1:16.016	+2.152	15:09:54.471

Lap	Lap Tm	Diff	Time of Day
11	1:17.662	+3.798	15:11:12.133
12	1:35.080	+21.216	15:12:47.213
13	1:30.632	+16.768	15:14:17.845
(94) ELOIR VOLKWEIS			
1	1:16.488	+2.895	14:58:42.185
2	1:14.559	+0.966	14:59:56.744
3	1:13.593		15:01:10.337
4	1:16.637	+3.044	15:02:26.974
5	1:16.039	+2.446	15:03:43.013
6	1:15.914	+2.321	15:04:58.927
7	1:14.657	+1.064	15:06:13.584
8	1:18.892	+5.299	15:07:32.476
9	1:20.572	+6.979	15:08:53.048
10	1:23.848	+10.255	15:10:16.896
(73) LUIZ EDUARDO			
1	1:14.935	+1.458	14:58:40.112
2	1:13.477		14:59:53.589
3	1:15.598	+2.121	15:01:09.187
4	1:14.833	+1.356	15:02:24.020
5	1:14.674	+1.197	15:03:38.694
6	1:15.042	+1.565	15:04:53.736
7	1:16.251	+2.774	15:06:09.987
8	1:38.667	+25.190	15:07:48.654
(26) JOHN WILLIAM			
1	1:14.589	+0.042	14:58:38.483
2	1:14.648	+0.101	14:59:53.131
3	1:14.547		15:01:07.678
4	1:18.993	+4.446	15:02:26.671
5	1:20.549	+6.002	15:03:47.220
6	1:35.738	+21.191	15:05:22.958
7	1:19.823	+5.276	15:06:42.781
8	1:22.393	+7.846	15:08:05.174
(277) CEZAR MAKOHIN			
1	1:21.332	+1.596	14:58:51.252
2	1:19.935	+0.199	15:00:11.187
3	1:20.021	+0.285	15:01:31.208
4	1:19.736		15:02:50.944
5	1:20.620	+0.884	15:04:11.564
6	1:20.176	+0.440	15:05:31.740
7	1:22.370	+2.634	15:06:54.110
(85) FABIO SANDRI			
1	1:19.527	+1.461	14:58:50.194
2	1:18.066		15:00:08.260
3	1:18.590	+0.524	15:01:26.850
4	1:19.987	+1.921	15:02:46.837
5	1:23.484	+5.418	15:04:10.321
(12) CLEBER FERREIRA			
1	1:15.403		14:58:46.502
2	1:16.895	+1.492	15:00:03.397
3	1:17.008	+1.605	15:01:20.405
4	1:23.062	+7.659	15:02:43.467
(41) FERNANDO SANTANA			
1	1:19.191		14:58:54.650
2	1:20.330	+1.139	15:00:14.980
3	1:24.162	+4.971	15:01:39.142
4	1:38.543	+19.352	15:03:17.685
(329) DANIEL QUEIRÓZ			
1	1:28.891		14:59:06.337

MX LIMMT - 1a Etapa

MX INTERMEDIÁRIA

Colíder/MT 1,000 Km

Corrida

21/04/2024 15:30

Corrida iniciado em 14:56:37

Lap	Lap Tm	Diff	Time of Day
2	1:32.908	+4.017	15:00:39.245
3	1:30.396	+1.505	15:02:09.641
4	2:03.024	+34.133	15:04:12.665

Lap	Lap Tm	Diff	Time of Day
-----	--------	------	-------------

Lap	Lap Tm	Diff	Time of Day
-----	--------	------	-------------

MX LIMMT - 1a Etapa

Classificado por voltas

MX INTERMEDIÁRIA

Colíder/MT 1,000 Km

Corrida

21/04/2024 15:30

Corrida iniciado em 14:56:37

POS	NUM	PILOTO	CATEGORIA	VOLTAS	DIF LÍDER	MOTO	CIDADE	PATROCINADOR/EQUIPE
1	984	ALEX FASBINDER	MX INTERMEDI	13		YAMAHA	SINOP	AGROBOI NUTRIÇÃO ANIMAL
2	18	ELIANDRO JUNIOR	MX INTERMEDI	13	0.680	HONDA	SINOP	SS INSTALADORA CONSTRUÇÕES DE OBRAS ELÉTRICAS-GRU
3	85	JAY ALDEANY	MX INTERMEDI	13	1.379	KAWASAKI	NOVA UBRATÃ	JO MOTOS-RR RESTAURANTE-CASA DE CARNE BOI GORDO-C
4	92	MARNEN FRANCESCHI	MX INTERMEDI	13	5.701	KAWASAKI	RIO VERDE/MS	RECANTO MOTO PEÇAS-MOTO HOUSE
5	44	ELTON PISETTA	MX INTERMEDI	13	8.921	YAMAHA	SINOP	ELETRONOP MAT ELETRICOS-SICO OB NORTE MT-PILOTAND (
6	461	GILMAR MORENO	MX INTERMEDI	13	21.362	YAMAHA	SINOP	BOX1 MULTIMARCAS-IDEAL OFFROAD
7	79	OLAIR BORGES	MX INTERMEDI	13	27.285	YAMAHA	SINOP	CASA DAS MOTOS
8	55	JOSE DUBIELLA	MX INTERMEDI	13	47.087	YAMAHA	SINOP	
9	91	NIEDSON DA SILVA	MX INTERMEDI	13	1:07.064	HONDA	DIAMANTINO	HIDRÁULICA LEAL
10	94	ELOIR VOLKWEIS	MX INTERMEDI	10	3 Voltas	KAWASAKI	UNIÃO DO NORTE	MANINHO MOTOS
11	73	LUIZ EDUARDO	MX INTERMEDI	8	5 Voltas	HONDA	SANTA CARMEM	
12	26	JOHN WILLIAM	MX INTERMEDI	8	5 Voltas	KAWASAKI	SINOP	ARTE FARMA-BOX1-ECOCENTAURO-SICO OB NORTE-IDEAL GI
13	277	CEZAR MAKOHIN	MX INTERMEDI	7	6 Voltas	HONDA	PARANAITA	

Não classificado (50% = 6 Voltas)

85	FABIO SANDRI	MX INTERMEDI	5	8 Voltas	YAMAHA	NOVO PROGRESSO	
12	CLEBER FERREIRA	MX INTERMEDI	4	9 Voltas	HONDA	NOVA CANAÃ DO NOF	
41	FERNANDO SANTANA	MX INTERMEDI	4	9 Voltas	YAMAHA	SINOP	MERCADO D ANITA-AUTO POSTO SONHO MEU
329	DANIEL QUEIRÓZ	MX INTERMEDI	4	9 Voltas	KTM	UIARA	

Margem da Vitoria

velocidade Media

Tempo Melhor volta

Melhor Veloc.

Melhor Volta por..

0.680

47,095

1:10.103

51,353

85 - JAY ALDEANY

Cronometragem: MARCOS A. MANCINI - Diretor de Prova: MÁRCIO JAYME

Orbits

MX LIMMT - 1a Etapa

MX INTERMEDIÁRIA NAC

Colíder/MT 1,000 Km

Corrida

21/04/2024 12:00

Corrida iniciado em 11:22:59

Lap	Lap Tm	Diff	Time of Day
(400) JOSÉ MARCOS			
1	1:20.256	+2.520	11:25:19.621
2	1:17.871	+0.135	11:26:37.492
3	1:18.247	+0.511	11:27:55.739
4	1:19.002	+1.266	11:29:14.741
5	1:17.736		11:30:32.477
6	1:20.413	+2.677	11:31:52.890
7	1:20.884	+3.148	11:33:13.774
8	1:25.166	+7.430	11:34:38.940
(29) JOÃO EHRRICH			
1	1:19.324	+0.382	11:25:21.435
2	1:19.605	+0.663	11:26:41.040
3	1:19.205	+0.263	11:28:00.245
4	1:19.743	+0.801	11:29:19.988
5	1:18.942		11:30:38.930
6	1:28.405	+9.463	11:32:07.335
7	1:21.923	+2.981	11:33:29.258
8	1:46.514	+27.572	11:35:15.772
(26) JOHN WILLIAM			
1	1:25.157	+2.123	11:25:30.194
2	1:23.034		11:26:53.228
3	1:23.365	+0.331	11:28:16.593
4	1:24.041	+1.007	11:29:40.634
5	1:23.444	+0.410	11:31:04.078
6	1:26.826	+3.792	11:32:30.904
7	1:24.588	+1.554	11:33:55.492
8	1:23.883	+0.849	11:35:19.375
(9) RIAN PIOVESAN			
1	1:22.888	+3.101	11:25:42.767
2	1:21.094	+1.307	11:27:03.861
3	1:22.463	+2.676	11:28:26.324
4	1:20.910	+1.123	11:29:47.234
5	1:19.787		11:31:07.021
6	1:27.829	+8.042	11:32:34.850
7	1:24.642	+4.855	11:33:59.492
8	1:23.107	+3.320	11:35:22.599
(91) NIEDSON DA SILVA			
1	1:28.016	+1.814	11:25:33.564
2	1:26.202		11:26:59.766
3	1:26.383	+0.181	11:28:26.149
4	1:27.070	+0.868	11:29:53.219
5	1:30.170	+3.968	11:31:23.389
6	1:28.081	+1.879	11:32:51.470
7	1:27.659	+1.457	11:34:19.129
8	1:31.152	+4.950	11:35:50.281
(51) ALAN KUMMER			
1	1:27.029	+1.073	11:25:34.446
2	1:26.108	+0.152	11:27:00.554
3	1:28.306	+2.350	11:28:28.860
4	1:25.956		11:29:54.816
5	1:30.555	+4.599	11:31:25.371
6	1:31.150	+5.194	11:32:56.521
7	1:29.669	+3.713	11:34:26.190
8	1:32.576	+6.620	11:35:58.766
(5) VALDIMAR SILVA			
1	1:36.680		11:25:50.098
2	1:39.700	+3.020	11:27:29.798
3	1:38.366	+1.686	11:29:08.164
4	1:37.659	+0.979	11:30:45.823

Lap	Lap Tm	Diff	Time of Day
5	1:40.997	+4.317	11:32:26.820
6	1:38.463	+1.783	11:34:05.283
7	1:39.671	+2.991	11:35:44.954
(10) ANDERSON CHENET			
1	1:40.877		11:25:59.631
2	1:42.318	+1.441	11:27:41.949
3	1:42.308	+1.431	11:29:24.257
4	1:41.572	+0.695	11:31:05.829
5	1:45.237	+4.360	11:32:51.066
6	1:43.979	+3.102	11:34:35.045
7	1:43.029	+2.152	11:36:18.074
(177) FABIANO MILANI			
1	1:28.307	+2.161	11:25:36.168
2	1:26.146		11:27:02.314
3	1:31.866	+5.720	11:28:34.180
4	1:39.216	+13.070	11:30:13.396
5	2:30.668	+1:04.522	11:32:44.064
(116) CARLOS HENRIQUE			
1	2:04.507	+40.783	11:26:10.781
2	1:25.090	+1.366	11:27:35.871
3	1:23.724		11:28:59.595

Lap Lap Tm Diff Time of Day

MX LIMMT - 1a Etapa

Classificado por voltas

MX INTERMEDIÁRIA NAC

Colíder/MT 1,000 Km

Corrida

21/04/2024 12:00

Corrida iniciado em 11:22:59

POS	NUM	PILOTO	CATEGORIA	VOLTAS	DIF LÍDER	MOTO	CIDADE	PATROCINADOR/EQUIPE
1	400	JOSÉ MARCOS	M X I N T E R M E D I	8		HONDA	URUARÁ	PONTO DE ENCONTRO - PETISKO URUARÁ - MIZA MOTO PEÇAS
2	29	JOÃO EHRICH	M X I N T E R M E D I	8	36.832	HONDA	SINOP	250K AGRICULTURA DE PRECISÃO
3	26	JOHN WILLIAM	M X I N T E R M E D I	8	40.435	HONDA	SINOP	BOX1-ARTE FARMA-ECO CENTAURO SISTEMAS-SICOOB NORT
4	9	RIAN PIOVESAN	M X I N T E R M E D I	8	43.659	HONDA	JAPURANA	RESTAURANTE PIOVESAN-ENGENHARIA PIOVESAN
5	91	NIEDSON DA SILVA	M X I N T E R M E D I	8	1:11.341	HONDA	DIAMANTINO	HIDRÁULICA LEAL
6	51	ALAN KUMMER	M X I N T E R M E D I	8	1:19.826	HONDA	NOVO PROGRESSO	PREFE MUN DE NOVO PROGRESSO-PONTO DE ENCONTRO-M
7	5	VALDIMAR SILVA	M X I N T E R M E D I	7	1 Volta	HONDA	CLÁUDIA	
8	10	ANDERSON CHENET	M X I N T E R M E D I	7	1 Volta	HONDA	SORRISO	
9	177	FABIANO MILANI	M X I N T E R M E D I	5	3 Voltas	HONDA	SORRISO	CHICÃO MX SCHOLL

Não classificado (50% = 4 Voltas)

116	CARLOS HENRIQUE	M X I N T E R M E D I	3	5 Voltas	HONDA	APIACÁS	FAZENDA LIMA-LÓTUS TERERE
-----	-----------------	-----------------------	---	----------	-------	---------	---------------------------

Margem da Vitoria

velocidade Media

Tempo Melhor volta

Melhor Veloc.

Melhor Volta por..

36.832

41,171

1:17.736

46,311

400 - JOSÉ MARCOS

Cronometragem: MARCOS A. MANCINI - Diretor de Prova: MÁRCIO JAYME

Orbits

MX LIMMT - 1a Etapa

MX LIGHT

Colíder/MT 1,000 Km

Corrida

21/04/2024 15:00

Corrida iniciado em 14:19:37

Lap	Lap Tm	Diff	Time of Day
(79) CRISTIAN BERNEGOZZI			
1	1:16.562	+1.978	14:21:46.716
2	1:16.738	+2.154	14:23:03.454
3	1:16.069	+1.485	14:24:19.523
4	1:17.447	+2.863	14:25:36.970
5	1:15.926	+1.342	14:26:52.896
6	1:15.298	+0.714	14:28:08.194
7	1:16.100	+1.516	14:29:24.294
8	1:14.584		14:30:38.878

Lap	Lap Tm	Diff	Time of Day
(93) ELIANDRO PORFIRIO			
1	1:16.537	+1.878	14:21:49.450
2	1:16.870	+2.211	14:23:06.320
3	1:16.696	+2.037	14:24:23.016
4	1:14.659		14:25:37.675
5	1:16.446	+1.787	14:26:54.121
6	1:15.506	+0.847	14:28:09.627
7	1:15.270	+0.611	14:29:24.897
8	1:17.526	+2.867	14:30:42.423

Lap	Lap Tm	Diff	Time of Day
(4) EDVAN DINIZ			
1	1:17.412	+1.697	14:21:53.737
2	1:18.110	+2.395	14:23:11.847
3	1:18.378	+2.663	14:24:30.225
4	1:19.781	+4.066	14:25:50.006
5	1:17.885	+2.170	14:27:07.891
6	1:19.031	+3.316	14:28:26.922
7	1:15.715		14:29:42.637
8	1:17.751	+2.036	14:31:00.388

Lap	Lap Tm	Diff	Time of Day
(46) MARCELO CAVALHEIRO			
1	1:18.414	+2.402	14:21:55.439
2	1:18.874	+2.862	14:23:14.313
3	1:18.642	+2.630	14:24:32.955
4	1:18.003	+1.991	14:25:50.958
5	1:17.939	+1.927	14:27:08.897
6	1:19.312	+3.300	14:28:28.209
7	1:17.871	+1.859	14:29:46.080
8	1:16.012		14:31:02.092

Lap	Lap Tm	Diff	Time of Day
(14) FABIO MERCÚRIO			
1	1:17.332	+1.496	14:21:56.070
2	1:18.582	+2.746	14:23:14.652
3	1:16.472	+0.636	14:24:31.124
4	1:25.827	+9.991	14:25:56.951
5	1:18.339	+2.503	14:27:15.290
6	1:16.220	+0.384	14:28:31.510
7	1:16.398	+0.562	14:29:47.908
8	1:15.836		14:31:03.744

Lap	Lap Tm	Diff	Time of Day
(177) LEANDRO SANTINI			
1	1:20.613	+1.083	14:22:01.115
2	1:19.530		14:23:20.645
3	1:20.171	+0.641	14:24:40.816
4	1:21.477	+1.947	14:26:02.293
5	1:23.540	+4.010	14:27:25.833
6	1:24.704	+5.174	14:28:50.537
7	1:19.765	+0.235	14:30:10.302
8	1:22.537	+3.007	14:31:32.839

Lap	Lap Tm	Diff	Time of Day
(41) FERNANDO SANTANA			
1	1:18.633	+0.344	14:21:52.605
2	1:18.289		14:23:10.894
3	1:18.590	+0.301	14:24:29.484
4	1:19.967	+1.678	14:25:49.451

Lap	Lap Tm	Diff	Time of Day
5	1:24.064	+5.775	14:27:13.515
6	1:28.595	+10.306	14:28:42.110
7	1:26.691	+8.402	14:30:08.801
8	1:33.306	+15.017	14:31:42.107

Lap	Lap Tm	Diff	Time of Day
(78) FÁBIO BOFFETE			
1	1:22.770		14:22:08.365
2	1:23.733	+0.963	14:23:32.098
3	1:24.571	+1.801	14:24:56.669
4	1:25.424	+2.654	14:26:22.093
5	1:23.528	+0.758	14:27:45.621
6	1:24.317	+1.547	14:29:09.938
7	1:24.425	+1.655	14:30:34.363
8	1:31.426	+8.656	14:32:05.789

Lap	Lap Tm	Diff	Time of Day
(220) WILLIANS GONÇALVES			
1	1:22.608	+2.458	14:22:17.999
2	1:20.150		14:23:38.149
3	1:21.339	+1.189	14:24:59.488
4	1:23.828	+3.678	14:26:23.316
5	1:24.870	+4.720	14:27:48.186
6	1:28.549	+8.399	14:29:16.735
7	1:32.394	+12.244	14:30:49.129

Lap	Lap Tm	Diff	Time of Day
(70) VICTOR BATISTELLO			
1	1:31.590		14:22:16.721
2	1:34.299	+2.709	14:23:51.020
3	1:40.129	+8.539	14:25:31.149
4	1:50.790	+19.200	14:27:21.939
5	1:46.937	+15.347	14:29:08.876
6	1:48.291	+16.701	14:30:57.167

Lap	Lap Tm	Diff	Time of Day
(253) ADEMIR MARQUITI			
1	1:20.443	+3.311	14:21:59.366
2	1:17.132		14:23:16.498
3	1:18.048	+0.916	14:24:34.546
4	1:51.242	+34.110	14:26:25.788

Lap	Lap Tm	Diff	Time of Day
(81) ROMERO JUNIOR			
1	1:18.399		14:21:54.507
2	1:19.372	+0.973	14:23:13.879
3	1:57.244	+38.845	14:25:11.123
4	1:41.644	+23.245	14:26:52.767

Lap	Lap Tm	Diff	Time of Day
(20) SIDNEI LOPES			
1	1:28.962		14:22:11.395
2	2:49.075	+1:20.113	14:25:00.470

Lap	Lap Tm	Diff	Time of Day
(354) HERBERTH MAGNO			
1	1:54.472		14:22:50.963

MX LIMMT - 1a Etapa

Classificado por voltas

MX LIGHT

Colíder/MT 1,000 Km

Corrida

21/04/2024 15:00

Corrida iniciado em 14:19:37

POS	NUM	PILOTO	CATEGORIA	VOLTAS	DIF LÍDER	MOTO	CIDADE	PATROCINADOR/EQUIPE
1	79	CRISTIAN BERNEGOZZ	MX LIGHT	8		HONDA	SINOP	BORRACHARIA SANTA FÉ-BOX1 MULTIMARCAS-DIEL MADEIR
2	93	ELIANDRO PORFIRIO	MX LIGHT	8	3.545	HONDA	SINOP	SS INSTALADORA CONSTRUÇÃO DE OBRAS ELÉTRICAS
3	4	EDVAN DINIZ	MX LIGHT	8	21.510	HONDA	ALTA FLORESTA	ZÉ EMPINA MOTOS
4	46	MARCELO CAVALHEIRO	MX LIGHT	8	23.214	YAMAHA	SINOP	SOMBRA TERRAPLANAGEM
5	14	FABIO MERCÚRIO	MX LIGHT	8	24.866	YAMAHA	COLIDER	BOZO PREPARAÇÃO-3M TERRAPLANEJEM-MOTO CLUBE DE C
6	177	LEANDRO SANTINI	MX LIGHT	8	53.961	YAMAHA	SINOP	
7	41	FERNANDO SANTANA	MX LIGHT	8	1:03.229	YAMAHA	SINOP	MERCADO D ANITA-AUTO POSTO SONHO MEU
8	78	FÁBIO BOFFETE	MX LIGHT	8	1:26.911	KAWASAKI	PARANAÍTA	RETOCAR VEÍCULOS-TRANS DESENROLA
9	220	WILLIANS GONÇALVES	MX LIGHT	7	1 Volta	HONDA	NOVA CANAÃ DO NOR	REAL MOTOS
10	70	VICTOR BATISTELLO	MX LIGHT	6	2 Voltas	YAMAHA	ITAUBA	JV MAT P. CONSTRUÇÃO-LUANE DISK ENTULHO
11	253	ADEMIR MARQUITI	MX LIGHT	4	4 Voltas	YAMAHA	UNIÃO DO SUL	
12	81	ROMERO JUNIOR	MX LIGHT	4	4 Voltas	YAMAHA	COLÍDER	
13	20	SIDNEI LOPES	MX LIGHT	2	6 Voltas	HONDA	COLÍDER	
14	354	HERBERTH MAGNO	MX LIGHT	1	7 Voltas	HONDA	LUCAS DO RIO VERDI	PRECISA SHOP-MAGNO THAY-AMERICA RACING

Margem da Vitoria

velocidade Media

Tempo Melhor volta

Melhor Veloc.

Melhor Volta por..

3.545

43,533

1:14.584

48,268

79 - CRISTIAN BERNEGOZZI

Cronometragem: MARCOS A. MANCINI - Diretor de Prova: MÁRCIO JAYME

Orbits

MX LIMMT - 1a Etapa

MX NOVATOS NAC

Colíder/MT 1,000 Km

Corrida

21/04/2024 12:30

Corrida iniciado em 11:48:58

Lap	Lap Tm	Diff	Time of Day
(7) HERNANDES JÚNIOR			
1	1:20.858	+0.220	11:51:19.631
2	1:20.638		11:52:40.269
3	1:23.168	+2.530	11:54:03.437
4	1:21.314	+0.676	11:55:24.751
5	1:23.408	+2.770	11:56:48.159
6	1:26.220	+5.582	11:58:14.379
7	1:25.940	+5.302	11:59:40.319
8	1:23.512	+2.874	12:01:03.831

Lap	Lap Tm	Diff	Time of Day
(91) TIAGO FERRARETTO			
1	1:25.736	+7.579	11:51:30.856
2	1:24.527	+6.370	11:52:55.383
3	1:23.551	+5.394	11:54:18.934
4	1:24.563	+6.406	11:55:43.497
5	1:20.738	+2.581	11:57:04.235
6	1:22.676	+4.519	11:58:26.911
7	1:24.155	+5.998	11:59:51.066
8	1:18.157		12:01:09.223

Lap	Lap Tm	Diff	Time of Day
(29) JOÃO EHRICH			
1	1:23.092	+2.548	11:51:32.309
2	1:23.881	+3.337	11:52:56.190
3	1:23.488	+2.944	11:54:19.678
4	1:25.666	+5.122	11:55:45.344
5	1:24.671	+4.127	11:57:10.015
6	1:20.544		11:58:30.559
7	1:21.554	+1.010	11:59:52.113
8	1:22.256	+1.712	12:01:14.369

Lap	Lap Tm	Diff	Time of Day
(51) ALAN KUMMER			
1	1:22.655	+1.705	11:51:26.693
2	1:36.982	+16.032	11:53:03.675
3	1:23.459	+2.509	11:54:27.134
4	1:20.950		11:55:48.084
5	1:23.359	+2.409	11:57:11.443
6	1:24.168	+3.218	11:58:35.611
7	1:24.576	+3.626	12:00:00.187
8	1:22.634	+1.684	12:01:22.821

Lap	Lap Tm	Diff	Time of Day
(12) VITOR DAL MAGRO			
1	1:26.184	+1.457	11:51:27.940
2	1:25.575	+0.848	11:52:53.515
3	1:24.727		11:54:18.242
4	1:25.999	+1.272	11:55:44.241
5	1:26.139	+1.412	11:57:10.380
6	1:28.492	+3.765	11:58:38.872
7	1:25.479	+0.752	12:00:04.351
8	1:24.967	+0.240	12:01:29.318

Lap	Lap Tm	Diff	Time of Day
(5) VALDIMAR SILVA			
1	1:28.954	+4.908	11:51:38.593
2	1:29.918	+5.872	11:53:08.511
3	1:26.929	+2.883	11:54:35.440
4	1:26.301	+2.255	11:56:01.741
5	1:26.653	+2.607	11:57:28.394
6	1:26.715	+2.669	11:58:55.109
7	1:24.046		12:00:19.155
8	1:27.161	+3.115	12:01:46.316

Lap	Lap Tm	Diff	Time of Day
(22) GABRIEL FERREIRA			
1	1:37.026		11:51:52.162
2	1:39.954	+2.928	11:53:32.116
3	1:42.188	+5.162	11:55:14.304
4	1:49.497	+12.471	11:57:03.801

Lap	Lap Tm	Diff	Time of Day
5	1:43.737	+6.711	11:58:47.538
6	1:37.633	+0.607	12:00:25.171
7	1:40.147	+3.121	12:02:05.318

Lap	Lap Tm	Diff	Time of Day
(762) KLEITON GUERRA			
1	2:02.057		11:52:28.521
2	2:02.982	+0.925	11:54:31.503
3	2:03.973	+1.916	11:56:35.476
4	2:09.686	+7.629	11:58:45.162
5	2:02.722	+0.665	12:00:47.884
6	2:02.659	+0.602	12:02:50.543

Lap	Lap Tm	Diff	Time of Day
(17) LEONARDO GUILHERME			
1	1:22.548		11:51:25.798
2	1:26.028	+3.480	11:52:51.826
3	1:25.646	+3.098	11:54:17.472
4	1:25.220	+2.672	11:55:42.692

MX LIMMT - 1a Etapa

Classificado por voltas

MX NOVATOS NAC

Colíder/MT 1,000 Km

Corrida

21/04/2024 12:30

Corrida iniciado em 11:48:58

POS	NUM	PILOTO	CATEGORIA	VOLTAS	DIF LÍDER	MOTO	CIDADE	PATROCINADOR/EQUIPE
1	7	HERNANDES JÚNIOR	MX NOVATO NA	8		HONDA	SINOP	MEU SALGADO FAVORITO-JRC EMPREENDIMENTOS-GAUCHO
2	91	TIAGO FERRARETTO	MX NOVATO NA	8	5.392	HONDA	ALTA FLORESTA	
3	29	JOÃO EHRICH	MX NOVATO NA	8	10.538	HONDA	SINOP	250K AGRICULTURA DE PRECISÃO
4	51	ALAN KUMMER	MX NOVATO NA	8	18.990	HONDA	NOVO PROGRESSO	MERCADO MARIANO E PONTO DE ENCONTRO E PREFEITURA
5	12	VITOR DAL MAGRO	MX NOVATO NA	8	25.487	HONDA	VITOR	
6	5	VALDIMAR SILVA	MX NOVATO NA	8	42.485	HONDA	CLÁUDIA	
7	22	GABRIEL FERREIRA	MX NOVATO NA	7	1 Volta	HONDA	SORRISO	
8	762	KLEITON GUERRA	MX NOVATO NA	6	2 Voltas	HONDA	COLÍDER	FARMÁCIA SÃO JOSÉ-NENO MOTOS-BELA MULHER
9	17	LEONARDO GUILHERM	MX NOVATO NA	4	4 Voltas	HONDA	TERRA NOVA DO NOR	MOTO CLUB TERRA NOVA-BR3 VEÍCULOS-CENTRAL CONVENI

Margem da Vitoria

velocidade Media

Tempo Melhor volta

Melhor Veloc.

Melhor Volta por..

5.392

39,703

1:18.157

46,061

91 - TIAGO FERRARETTO

Cronometragem: MARCOS A. MANCINI - Diretor de Prova: MÁRCIO JAYME

Orbits

MX LIMMT - 1a Etapa

MX1

Colíder/MT 1,000 Km

Corrida

21/04/2024 16:30

Corrida iniciado em 15:59:58

Lap	Lap Tm	Diff	Time of Day	Lap	Lap Tm	Diff	Time of Day	Lap	Lap Tm	Diff	Time of Day								
(90) CLEITON BORGES																			
1	1:04.105	+1.021	16:01:47.243	13	1:06.573	+0.933	16:15:09.567	5	1:10.484	+0.787	16:06:41.362								
2	1:03.729	+0.645	16:02:50.972	14	1:07.264	+1.624	16:16:16.831	6	1:10.386	+0.689	16:07:51.748								
3	1:04.083	+0.999	16:03:55.055	15	1:07.737	+2.097	16:17:24.568	7	1:10.919	+1.222	16:09:02.667								
4	1:04.573	+1.489	16:04:59.628	16	1:08.016	+2.376	16:18:32.584	8	1:12.363	+2.666	16:10:15.030								
5	1:04.213	+1.129	16:06:03.841	17	1:08.320	+2.680	16:19:40.904	9	1:12.387	+2.690	16:11:27.417								
6	1:04.100	+1.016	16:07:07.941	18	1:09.115	+3.475	16:20:50.019	10	1:17.002	+7.305	16:12:44.419								
7	1:04.569	+1.485	16:08:12.510	19	1:09.121	+3.481	16:21:59.140	11	1:12.075	+2.378	16:13:56.494								
8	1:04.624	+1.540	16:09:17.134	20	1:11.775	+6.135	16:23:10.915	12	1:10.973	+1.276	16:15:07.467								
9	1:03.258	+0.174	16:10:20.392	21	1:10.896	+5.256	16:24:21.811	13	1:12.183	+2.486	16:16:19.650								
10	1:03.907	+0.823	16:11:24.299	22	1:10.505	+4.865	16:25:32.316	14	1:11.074	+1.377	16:17:30.724								
11	1:03.825	+0.741	16:12:28.124	23	1:12.643	+7.003	16:26:44.959	15	1:11.382	+1.685	16:18:42.106								
12	1:04.340	+1.256	16:13:32.464	(711) ANDERSON CHUPEL															
13	1:03.942	+0.858	16:14:36.406	1	1:05.637		16:01:50.825	16	1:10.396	+0.699	16:19:52.502								
14	1:03.302	+0.218	16:15:39.708	2	1:05.689	+0.052	16:02:56.514	17	1:12.376	+2.679	16:21:04.878								
15	1:03.084		16:16:42.792	3	1:06.426	+0.789	16:04:02.940	18	1:11.073	+1.376	16:22:16.951								
16	1:03.092	+0.008	16:17:45.884	4	1:05.953	+0.316	16:05:08.893	19	1:10.169	+0.472	16:23:26.120								
17	1:03.638	+0.554	16:18:49.522	5	1:06.806	+1.169	16:06:15.699	20	1:26.953	+17.256	16:24:53.073								
18	1:03.858	+0.774	16:19:53.380	6	1:06.606	+0.969	16:07:22.305	21	1:11.721	+2.024	16:26:04.794								
19	1:04.351	+1.267	16:20:57.731	7	1:07.797	+2.160	16:08:30.102	22	1:13.340	+3.643	16:27:18.134								
20	1:03.380	+0.296	16:22:01.111	8	1:05.977	+0.340	16:09:36.079	(85) JAY ALDEANY											
21	1:04.093	+1.009	16:23:05.204	9	1:08.212	+2.575	16:10:44.291	1	1:11.805	+0.155	16:02:03.283								
22	1:04.641	+1.557	16:24:09.845	10	1:07.098	+1.461	16:11:51.389	2	1:11.650		16:03:14.933								
23	1:03.371	+0.287	16:25:13.216	11	1:06.064	+0.427	16:12:57.453	3	1:13.155	+1.505	16:04:28.088								
24	1:06.691	+3.607	16:26:19.907	12	1:06.391	+0.754	16:14:03.844	4	1:16.504	+4.854	16:05:44.592								
(2) MARCOS ALEXANDRE																			
1	1:04.170	+1.468	16:01:56.504	13	1:07.518	+1.881	16:15:11.362	5	1:16.247	+4.597	16:07:00.839								
2	1:03.342	+0.640	16:02:59.846	14	1:07.618	+1.981	16:16:18.980	6	1:14.226	+2.576	16:08:15.065								
3	1:06.189	+3.487	16:04:06.035	15	1:10.340	+4.703	16:17:29.320	7	1:14.916	+3.266	16:09:29.981								
4	1:04.491	+1.789	16:05:10.526	16	1:10.317	+4.680	16:18:39.637	8	1:17.969	+6.319	16:10:47.950								
5	1:04.344	+1.642	16:06:14.870	17	1:11.413	+5.776	16:19:51.050	9	1:17.146	+5.496	16:12:05.096								
6	1:05.274	+2.572	16:07:20.144	18	1:12.724	+7.087	16:21:03.774	10	1:15.337	+3.687	16:13:20.433								
7	1:03.431	+0.729	16:08:23.575	19	1:10.384	+4.747	16:22:14.158	11	1:13.337	+1.687	16:14:33.770								
8	1:03.430	+0.728	16:09:27.005	20	1:09.412	+3.775	16:23:23.570	12	1:18.143	+6.493	16:15:51.913								
9	1:03.094	+0.392	16:10:30.099	21	1:11.903	+6.266	16:24:35.473	13	1:13.335	+1.685	16:17:05.248								
10	1:03.422	+0.720	16:11:33.521	22	1:12.730	+7.093	16:25:48.203	14	1:15.678	+4.028	16:18:20.926								
11	1:04.195	+1.493	16:12:37.716	23	1:16.014	+10.377	16:27:04.217	15	1:15.913	+4.263	16:19:36.839								
12	1:03.151	+0.449	16:13:40.867	(299) BRYAN RHUAN															
13	1:03.347	+0.645	16:14:44.214	1	1:06.722	+0.649	16:01:52.821	16	1:30.096	+18.446	16:21:06.935								
14	1:03.020	+0.318	16:15:47.234	2	1:06.515	+0.442	16:02:59.336	17	1:14.210	+2.560	16:22:21.145								
15	1:03.381	+0.679	16:16:50.615	3	1:06.073		16:04:05.409	18	1:29.585	+17.935	16:23:50.730								
16	1:02.702		16:17:53.317	4	1:06.758	+0.685	16:05:12.167	19	1:15.872	+4.222	16:25:06.602								
17	1:02.836	+0.134	16:18:56.153	5	1:12.966	+6.893	16:06:25.133	20	1:27.452	+15.802	16:26:34.054								
18	1:03.163	+0.461	16:19:59.316	6	1:10.204	+4.131	16:07:35.337	(81) VANDERLEI MENDES											
19	1:03.886	+1.184	16:21:03.202	7	1:10.780	+4.707	16:08:46.117	1	1:10.314	+0.617	16:01:59.587								
20	1:03.318	+0.616	16:22:06.520	8	1:09.451	+3.378	16:09:55.568	2	1:09.697		16:03:09.284								
21	1:03.425	+0.723	16:23:09.945	9	1:10.182	+4.109	16:11:05.750	3	1:10.262	+0.565	16:04:19.546								
22	1:03.403	+0.701	16:24:13.348	10	1:10.673	+4.600	16:12:16.423	4	1:11.332	+1.635	16:05:30.878								
23	1:04.188	+1.486	16:25:17.536	11	1:11.144	+5.071	16:13:27.567												
24	1:11.423	+8.721	16:26:28.959	12	1:10.747	+4.674	16:14:38.314												
(4) ELTON DINIZ																			
1	1:06.056	+0.416	16:01:50.407	13	1:10.283	+4.210	16:15:48.597												
2	1:05.640		16:02:56.047	14	1:12.810	+6.737	16:17:01.407												
3	1:05.977	+0.337	16:04:02.024	15	1:11.813	+5.740	16:18:13.220												
4	1:06.269	+0.629	16:05:08.293	16	1:11.593	+5.520	16:19:24.813												
5	1:06.239	+0.599	16:06:14.532	17	1:10.182	+4.109	16:20:34.995												
6	1:06.397	+0.757	16:07:20.929	18	1:11.113	+5.040	16:21:46.108												
7	1:07.138	+1.498	16:08:28.067	19	1:11.644	+5.571	16:22:57.752												
8	1:07.387	+1.747	16:09:35.454	20	1:14.388	+8.315	16:24:12.140												
9	1:08.240	+2.600	16:10:43.694	21	1:13.825	+7.752	16:25:25.965												
10	1:07.276	+1.636	16:11:50.970	22	1:13.203	+7.130	16:26:39.168												
11	1:05.967	+0.327	16:12:56.937																
12	1:06.057	+0.417	16:14:02.994																

MX LIMMT - 1a Etapa

Classificado por voltas

MX1

Colíder/MT 1,000 Km

Corrida

21/04/2024 16:30

Corrida iniciado em 15:59:58

POS	NUM	PILOTO	CATEGORIA	VOLTAS	DIF LÍDER	MOTO	CIDADE	PATROCINADOR/EQUIPE
1	90	CLEITON BORGES	MX1	24		HONDA	SINOP	CASA DA SUSPENSÃO-ZM AGRO-JB MOTOS-RAUCH LOCAÇÃO
2	2	MARCOS ALEXANDRE	MX1	24	9.052	GASGAS	SINOP	TEAM ZANKCO RACING-ZANKCO SOLUÇÕES CONSTRUTIVAS-
3	4	ELTON DINIZ	MX1	23	1 Volta	HONDA	ALTA FLORESTA	FLORESTA TRATORES-CENTRAL VIDROS-ZÉ EMPINA MOTOS
4	711	ANDERSON CHUPEL	MX1	23	1 Volta	YAMAHA	SINOP	AGRO NOBRE-IDEAL GRÁFICOS-BOX1-ZANKCO-AUTO SOCOR
5	299	BRYAN RHUAN	MX1	22	2 Voltas	YAMAHA	UNIÃO DO SUL	MIKAEL-OBEDAN-ABIMAEI MOTOS
6	81	VANDERLEI MENDES	MX1	22	2 Voltas	HONDA	COLÍDER	MECÂNICA MENDES-MOTO CLUBE DE COLÍDER-EXATA AUTO
7	85	JAY ALDEANY	MX1	20	4 Voltas	KAWASAKI	NOVA UBIRATÁ	JD MOTOS RB RESTAURANTE CASA DE CARNES BOI GORDO

Margem da Vitoria

velocidade Media

Tempo Melhor volta

Melhor Veloc.

Melhor Volta por..

9.052

54,621

1:02.702

57,414

2 - MARCOS ALEXANDRE

Cronometragem: MARCOS A. MANCINI - Diretor de Prova: MÁRCIO JAYME

Orbits

MX LIMMT - 1a Etapa

MX2

Colíder/MT 1,000 Km

Corrida

21/04/2024 14:00

Corrida iniciado em 13:32:36

Lap	Lap Tm	Diff	Time of Day	Lap	Lap Tm	Diff	Time of Day	Lap	Lap Tm	Diff	Time of Day
(2) MARCOS ALEXANDRE											
1	1:05.608		13:34:29.795	1	1:10.414	+0.976	13:34:40.644	7	1:15.080	+2.855	13:42:11.531
2	1:06.391	+0.783	13:35:36.186	2	1:09.600	+0.162	13:35:50.244	8	1:17.475	+5.250	13:43:29.006
3	1:05.840	+0.232	13:36:42.026	3	1:09.438		13:36:59.682	9	1:14.815	+2.590	13:44:43.821
4	1:06.110	+0.502	13:37:48.136	4	1:09.858	+0.420	13:38:09.540	10	1:16.378	+4.153	13:46:00.199
5	1:07.294	+1.686	13:38:55.430	5	1:13.194	+3.756	13:39:22.734	11	1:13.884	+1.659	13:47:14.083
6	1:07.745	+2.137	13:40:03.175	6	1:11.301	+1.863	13:40:34.035	12	1:13.129	+0.904	13:48:27.212
7	1:08.667	+3.059	13:41:11.842	7	1:11.455	+2.017	13:41:45.490	13	1:15.500	+3.275	13:49:42.712
8	1:05.615	+0.007	13:42:17.457	8	1:12.477	+3.039	13:42:57.967	(7) HERNANDES JÚNIOR			
9	1:06.694	+1.086	13:43:24.151	9	1:12.193	+2.755	13:44:10.160	1	1:14.846	+1.542	13:34:57.617
10	1:06.864	+1.256	13:44:31.015	10	1:11.338	+1.900	13:45:21.498	2	1:15.355	+2.051	13:36:12.972
11	1:07.053	+1.445	13:45:38.068	11	1:13.037	+3.599	13:46:34.535	3	1:16.401	+3.097	13:37:29.373
12	1:09.499	+3.891	13:46:47.567	12	1:14.529	+5.091	13:47:49.064	4	1:13.695	+0.391	13:38:43.068
13	1:08.476	+2.868	13:47:56.043	13	1:18.335	+8.897	13:49:07.399	5	1:14.537	+1.233	13:39:57.605
14	1:07.631	+2.023	13:49:03.674	(811) JONAS NETO				6	1:16.763	+3.459	13:41:14.368
				1	1:11.114	+0.793	13:34:47.153	7	1:17.649	+4.345	13:42:32.017
				2	1:10.321		13:35:57.474	8	1:13.304		13:43:45.321
				3	1:11.439	+1.118	13:37:08.913	9	1:18.084	+4.780	13:45:03.405
				4	1:10.444	+0.123	13:38:19.357	10	1:15.856	+2.552	13:46:19.261
				5	1:11.000	+0.679	13:39:30.357	11	1:18.333	+5.029	13:47:37.594
				6	1:12.155	+1.834	13:40:42.512	12	1:15.150	+1.846	13:48:52.744
				7	1:12.181	+1.860	13:41:54.693	13	1:14.156	+0.852	13:50:06.900
				8	1:12.930	+2.609	13:43:07.623	(92) MARNEN FRANCESCHINI			
				9	1:12.090	+1.769	13:44:19.713	1	1:17.524	+3.565	13:34:55.543
				10	1:13.213	+2.892	13:45:32.926	2	1:15.619	+1.660	13:36:11.162
				11	1:13.277	+2.956	13:46:46.203	3	1:16.183	+2.224	13:37:27.345
				12	1:13.530	+3.209	13:47:59.733	4	1:13.959		13:38:41.304
				13	1:14.262	+3.941	13:49:13.995	5	1:15.124	+1.165	13:39:56.428
				(254) ENZO CHUPEL				6	1:15.063	+1.104	13:41:11.491
				1	1:12.072	+1.035	13:34:44.370	7	1:14.965	+1.006	13:42:26.456
				2	1:11.037		13:35:55.407	8	1:17.760	+3.801	13:43:44.216
				3	1:11.105	+0.068	13:37:06.512	9	1:18.930	+4.971	13:45:03.146
				4	1:11.210	+0.173	13:38:17.722	10	1:17.788	+3.829	13:46:20.934
				5	1:11.955	+0.918	13:39:29.677	11	1:17.551	+3.592	13:47:38.485
				6	1:13.727	+2.690	13:40:43.404	12	1:15.677	+1.718	13:48:54.162
				7	1:13.126	+2.089	13:41:56.530	13	1:18.006	+4.047	13:50:12.168
				8	1:11.983	+0.946	13:43:08.513	(299) BRUNO SANTOS			
				9	1:12.334	+1.297	13:44:20.847	1	1:14.684		13:34:48.334
				10	1:12.874	+1.837	13:45:33.721	2	1:14.766	+0.082	13:36:03.100
				11	1:13.254	+2.217	13:46:46.975	3	1:15.597	+0.913	13:37:18.697
				12	1:14.718	+3.681	13:48:01.693	4	1:16.303	+1.619	13:38:35.000
				13	1:14.202	+3.165	13:49:15.895	5	1:17.864	+3.180	13:39:52.864
				(107) VICTOR LUIS				6	1:16.307	+1.623	13:41:09.171
				1	1:10.152		13:34:39.681	7	1:20.714	+6.030	13:42:29.885
				2	1:14.268	+4.116	13:35:53.949	8	1:22.396	+7.712	13:43:52.281
				3	1:11.923	+1.771	13:37:05.872	9	1:23.799	+9.115	13:45:16.080
				4	1:12.692	+2.540	13:38:18.564	10	1:22.027	+7.343	13:46:38.107
				5	1:12.576	+2.424	13:39:31.140	11	1:23.377	+8.693	13:48:01.484
				6	1:12.451	+2.299	13:40:43.591	12	1:23.826	+9.142	13:49:25.310
				7	1:14.606	+4.454	13:41:58.197	(7) YURI BARBOSA			
				8	1:13.871	+3.719	13:43:12.068	1	1:17.482	+0.094	13:34:54.343
				9	1:13.312	+3.160	13:44:25.380	2	1:17.388		13:36:11.731
				10	1:14.273	+4.121	13:45:39.653	3	1:18.340	+0.952	13:37:30.071
				11	1:14.458	+4.306	13:46:54.111	4	1:19.160	+1.772	13:38:49.231
				12	1:14.158	+4.006	13:48:08.269	5	1:18.962	+1.574	13:40:08.193
				13	1:14.982	+4.830	13:49:23.251	6	1:25.042	+7.654	13:41:33.235
				(3) ANDERSON CERVIERI				7	1:33.813	+16.425	13:43:07.048
				1	1:12.225		13:34:45.546	8	1:45.141	+27.753	13:44:52.189
				2	1:13.366	+1.141	13:35:58.912	9	1:30.061	+12.673	13:46:22.250
				3	1:13.631	+1.406	13:37:12.543	10	1:47.995	+30.607	13:48:10.245
				4	1:14.343	+2.118	13:38:26.886	11	1:31.621	+14.233	13:49:41.866
				5	1:15.613	+3.388	13:39:42.499	(216) MARCELO MORENO			
				6	1:13.952	+1.727	13:40:56.451				
				(264) ANDERSON CHUPEL							

MX LIMMT - 1a Etapa


MX2

Colíder/MT 1,000 Km

Corrida

21/04/2024 14:00

Corrida iniciado em 13:32:36



Lap	Lap Tm	Diff	Time of Day
1	1:16.789	+0.334	13:35:00.425
2	1:16.455		13:36:16.880
3	1:16.981	+0.526	13:37:33.861
4	1:18.910	+2.455	13:38:52.771
5	1:20.073	+3.618	13:40:12.844
6	1:21.085	+4.630	13:41:33.929
7	1:39.792	+23.337	13:43:13.721

(800) DIONE MOREIRA

1	1:14.581		13:34:50.073
2	1:16.089	+1.508	13:36:06.162
3	1:20.301	+5.720	13:37:26.463

Lap	Lap Tm	Diff	Time of Day
-----	--------	------	-------------

Lap	Lap Tm	Diff	Time of Day
-----	--------	------	-------------

MX LIMMT - 1a Etapa

Classificado por voltas

MX2

Colíder/MT 1,000 Km

Corrida

21/04/2024 14:00

Corrida iniciado em 13:32:36

POS	NUM	PILOTO	CATEGORIA	VOLTAS	DIF LÍDER	MOTO	CIDADE	PATROCINADOR/EQUIPE
1	2	MARCOS ALEXANDRE	MX2	14		GASGAS	SINOP	TEAM ZANKCO RACING-ZANKCO SOLUÇÕES CONSTRUTIVAS-
2	4	ELTON DINIZ	MX2	14	24.142	HONDA	ALTA FLORESTA	FLORESTA TRATORES-CENTRAL VIDROS-ZÉ EMPINA MOTOS
3	333	ANDRE SOCIO	MX2	14	47.890	KAWASAKI	ALTA FLORESTA	RAMOS CONSTRUTORA
4	353	BRYAN RHUAN	MX2	14	53.375	YAMAHA	UNIÃO DO SUL	MIKAEL-OBBERDAN-ABIMAEI MOTOS
5	264	ANDERSON CHUPEL	MX2	13	1 Volta	YAMAHA	SINOP	AGRO NOBRE-IDEAL GRÁFICOS-BOX1-ZANKCO-AUTO SOCOR
6	811	JONAS NETO	MX2	13	1 Volta	KAWASAKI	SINOP	
7	254	ENZO CHUPEL	MX2	13	1 Volta	GASGAS	SINOP	AGRO NOBRE-IDEAL GRÁFICOS-BOX1-ZANKCO-AUTO SOCOR
8	107	VICTOR LUIS	MX2	13	1 Volta	YAMAHA	SINOP	CLASSIC AUTO CENTER E STORARI CONSTRUÇÕES
9	3	ANDERSON CERVIERI	MX2	13	1 Volta	KAWASAKI	CLÁUDIA	
10	7	HERNANDES JÚNIOR	MX2	13	1 Volta	YAMAHA	SINOP	GUIGO LARANJEIRA TREINADOR-DRA FÁTIMA COSTA-ROTA I
11	92	MARNEN FRANCESCHI	MX2	13	1 Volta	KAWASAKI	RIO VERDE/MS	RECANTO MOTO PEÇAS-MOTO HOUSE
12	299	BRUNO SANTOS	MX2	12	2 Voltas	KAWASAKI	DIAMANTINO	
13	7	YURI BARBOSA	MX2	11	3 Voltas	KAWASAKI	NOVA SANTA HELENA	
14	216	MARCELO MORENO	MX2	7	7 Voltas	YAMAHA	SINOP	BOX1 MULTIMARCAS-IDEAL OFFROAD

Não classificado (50% = 7 Voltas)

800	DIONE MOREIRA	MX2	3	1 Voltas	HONDA	NOVA CANAÃ DO NORTE
-----	---------------	-----	---	----------	-------	---------------------

Margem da Vitoria

velocidade Media

Tempo Melhor volta

Melhor Veloc.

Melhor Volta por..

24.142

51,054

1:05.608

54,871

2 - MARCOS ALEXANDRE

Cronometragem: MARCOS A. MANCINI - Diretor de Prova: MÁRCIO JAYME

Orbits

MX LIMMT - 1a Etapa

MX2JR

Colíder/MT 1,000 Km

Corrida

21/04/2024 16:00

Corrida iniciado em 15:39:04

Lap	Lap Tm	Diff	Time of Day
(254) ENZO CHUPEL			
1	1:11.005	+1.305	15:41:06.338
2	1:10.700	+1.000	15:42:17.038
3	1:11.319	+1.619	15:43:28.357
4	1:10.353	+0.653	15:44:38.710
5	1:10.704	+1.004	15:45:49.414
6	1:11.182	+1.482	15:47:00.596
7	1:10.797	+1.097	15:48:11.393
8	1:09.700		15:49:21.093
9	1:13.375	+3.675	15:50:34.468

Lap	Lap Tm	Diff	Time of Day
(107) VICTOR LUIS			
1	1:10.713	+0.530	15:41:10.167
2	1:11.978	+1.795	15:42:22.145
3	1:12.440	+2.257	15:43:34.585
4	1:11.987	+1.804	15:44:46.572
5	1:10.183		15:45:56.755
6	1:12.094	+1.911	15:47:08.849
7	1:11.104	+0.921	15:48:19.953
8	1:11.093	+0.910	15:49:31.046
9	1:10.704	+0.521	15:50:41.750

Lap	Lap Tm	Diff	Time of Day
(85) TIAGO FERRARETTO			
1	1:14.587	+3.304	15:41:09.545
2	1:12.381	+1.098	15:42:21.926
3	1:11.621	+0.338	15:43:33.547
4	1:11.534	+0.251	15:44:45.081
5	1:11.283		15:45:56.364
6	1:11.973	+0.690	15:47:08.337
7	1:14.039	+2.756	15:48:22.376
8	1:14.251	+2.968	15:49:36.627
9	1:13.308	+2.025	15:50:49.935

Lap	Lap Tm	Diff	Time of Day
(3) ANDERSON CERVIERI			
1	1:11.388	+0.203	15:41:11.418
2	1:12.195	+1.010	15:42:23.613
3	1:12.490	+1.305	15:43:36.103
4	1:12.797	+1.612	15:44:48.900
5	1:11.759	+0.574	15:46:00.659
6	1:11.432	+0.247	15:47:12.091
7	1:11.185		15:48:23.276
8	1:15.420	+4.235	15:49:38.696
9	1:11.843	+0.658	15:50:50.539

Lap	Lap Tm	Diff	Time of Day
(7) HERNANDES JÚNIOR			
1	1:13.432	+2.880	15:41:15.230
2	1:11.105	+0.553	15:42:26.335
3	1:10.552		15:43:36.887
4	1:12.709	+2.157	15:44:49.596
5	1:11.675	+1.123	15:46:01.271
6	1:11.357	+0.805	15:47:12.628
7	1:11.473	+0.921	15:48:24.101
8	1:15.154	+4.602	15:49:39.255
9	1:12.877	+2.325	15:50:52.132

Lap	Lap Tm	Diff	Time of Day
(12) CLEBER FERREIRA			
1	1:11.558	+0.230	15:41:07.840
2	1:11.328		15:42:19.168
3	1:12.279	+0.951	15:43:31.447
4	1:23.581	+12.253	15:44:55.028
5	1:14.069	+2.741	15:46:09.097
6	1:14.520	+3.192	15:47:23.617
7	1:16.548	+5.220	15:48:40.165
8	1:16.711	+5.383	15:49:56.876
9	1:15.815	+4.487	15:51:12.691

Lap	Lap Tm	Diff	Time of Day
(116) CARLOS HENRIQUE			
1	1:14.064	+1.583	15:41:16.477
2	1:21.914	+9.433	15:42:38.391
3	1:15.267	+2.786	15:43:53.658
4	1:14.337	+1.856	15:45:07.995
5	1:12.481		15:46:20.476
6	1:13.071	+0.590	15:47:33.547
7	1:12.790	+0.309	15:48:46.337
8	1:14.705	+2.224	15:50:01.042
9	1:18.385	+5.904	15:51:19.427

Lap	Lap Tm	Diff	Time of Day
(222) SIMÃO DA SILVA LIMA			
1	1:14.749	+1.087	15:41:15.822
2	1:13.662		15:42:29.484
3	1:16.564	+2.902	15:43:46.048
4	1:17.849	+4.187	15:45:03.897
5	1:15.414	+1.752	15:46:19.311
6	1:19.933	+6.271	15:47:39.244
7	1:21.427	+7.765	15:49:00.671
8	1:22.810	+9.148	15:50:23.481
9	1:19.427	+5.765	15:51:42.908

Lap	Lap Tm	Diff	Time of Day
(216) MARCELO MORENO			
1	1:18.665	+2.911	15:41:24.261
2	1:17.539	+1.785	15:42:41.800
3	1:16.211	+0.457	15:43:58.011
4	1:19.104	+3.350	15:45:17.115
5	1:17.913	+2.159	15:46:35.028
6	1:17.530	+1.776	15:47:52.558
7	1:16.998	+1.244	15:49:09.556
8	1:15.754		15:50:25.310
9	1:18.564	+2.810	15:51:43.874

Lap	Lap Tm	Diff	Time of Day
(253) ADEMIR MARQUITI			
1	1:19.722	+3.003	15:41:26.011
2	1:16.861	+0.142	15:42:42.872
3	1:18.442	+1.723	15:44:01.314
4	1:16.719		15:45:18.033
5	1:18.665	+1.946	15:46:36.698
6	1:17.946	+1.227	15:47:54.644
7	1:19.692	+2.973	15:49:14.336
8	1:21.619	+4.900	15:50:35.955

Lap	Lap Tm	Diff	Time of Day
(177) FABIANO MILANI			
1	1:16.935		15:41:22.036
2	1:17.782	+0.847	15:42:39.818
3	1:17.870	+0.935	15:43:57.688
4	1:18.863	+1.928	15:45:16.551
5	1:18.159	+1.224	15:46:34.710
6	1:17.427	+0.492	15:47:52.137
7	1:17.144	+0.209	15:49:09.281
8	1:34.660	+17.725	15:50:43.941

Lap	Lap Tm	Diff	Time of Day
(7) IURY BARBOZA			
1	1:40.176	+23.476	15:41:50.672
2	1:17.814	+1.114	15:43:08.486
3	1:18.518	+1.818	15:44:27.004
4	1:17.684	+0.984	15:45:44.688
5	1:16.700		15:47:01.388
6	1:17.691	+0.991	15:48:19.079
7	1:20.737	+4.037	15:49:39.816
8	1:41.881	+25.181	15:51:21.697

Lap	Lap Tm	Diff	Time of Day
(115) MÁRCIO MERCURIO			
1	1:22.305	+2.323	15:41:21.349

MX LIMMT - 1a Etapa

Classificado por voltas

MX2JR

Colíder/MT 1,000 Km

Corrida

21/04/2024 16:00

Corrida iniciado em 15:39:04

POS	NUM	PILOTO	CATEGORIA	VOLTAS	DIF LÍDER	MOTO	CIDADE	PATROCINADOR/EQUIPE
1	254	ENZO CHUPEL	MX2 JR	9		YAMAHA	SINOP	AGRO NOBRE-IDEAL GRÁFICOS-BOXI-ZANKCO-AUTO SOCOR
2	107	VICTOR LUIS	MX2 JR	9	7.282	YAMAHA	SINOP	CLASSIC AUTO CENTER-STORARI ACABAMENTOS
3	85	TIAGO FERRARETTO	MX2 JR	9	15.467	KAWASAKI	ALTA FLORESTA	
4	3	ANDERSON CERVIERI	MX2 JR	9	16.071	KAWASAKI	CLÁUDIA	PANIKUS MOTO CLUBE
5	7	HERNANDES JÚNIOR	MX2 JR	9	17.664	YAMAHA	SINOP	ROTA 66 VEÍCULOS-TOP IMÓVEIS-DRA FÁTIMA COSTA-AURO
6	12	CLEBER FERREIRA	MX2 JR	9	38.223	HONDA	NOVA CANAÃ	BORRACHARIA DO CIDO-NENO MOTOS-KANEY MOTOS
7	116	CARLOS HENRIQUE	MX2 JR	9	44.959	HONDA	APIACÁS	FAZENDA LIMA-LÓTUS TERERE
8	222	SIMÃO DA SILVA LIMA	MX2 JR	9	1:08.440	KAWASAKI	GUARANTÃ DO NORT	
9	216	MARCELO MORENO	MX2 JR	9	1:09.406	YAMAHA	SINOP	BOX1 MULTIMARCAS-IDEAL OFFROAD
10	253	ADEMIR MARQUITI	MX2 JR	8	1 Volta	YAMAHA	UNIÃO DO SUL	GM TORNEARIA-TOPCAR AUTO ELÉTRICA
11	177	FABIANO MILANI	MX2 JR	8	1 Volta	YAMAHA	SORRISO	CHICÃO MX SCHOLL
12	7	IURY BARBOZA	MX2 JR	8	1 Volta	KAWASAKI	NOVA SANTA HELENA	ALMEIDA TERRAPLANAGEM
13	115	MÁRCIO MERCURIO	MX2 JR	4	5 Voltas	KAWASAKI	COLÍDER	

Não classificado (50% = 4 Voltas)

66	LUIZ EDUARDO	MX2 JR	2	7 Voltas	KAWASAKI	SANTA CARMEM	ARAGUAIA PORTAS-FAZENDA SANDRI-PAULINHO MOTOS
78	PEDRO TALAU	MX2 JR	1	8 Voltas	HONDA	CLÁUDIA	MAP TRANSPORTES-AGRO GRANEL

Margem da Vitoria

velocidade Media

Tempo Melhor volta

Melhor Veloc.

Melhor Volta por..

7.282

46,941

1:09.700

51,650

254 - ENZO CHUPEL

Cronometragem: MARCOS A. MANCINI - Diretor de Prova: MÁRCIO JAYME

Orbits

MX LIMMT - 1a Etapa

MX3

Colíder/MT 1,000 Km

Corrida

21/04/2024 13:30

Corrida iniciado em 13:07:58

Lap	Lap Tm	Diff	Time of Day
(711) ANDERSON CHUPEL			
1	1:08.598	+0.556	13:09:52.697
2	1:08.042		13:11:00.739
3	1:09.932	+1.890	13:12:10.671
4	1:08.799	+0.757	13:13:19.470
5	1:09.317	+1.275	13:14:28.787
6	1:11.099	+3.057	13:15:39.886
7	1:09.377	+1.335	13:16:49.263
8	1:10.105	+2.063	13:17:59.368
9	1:08.762	+0.720	13:19:08.130
10	1:09.727	+1.685	13:20:17.857
11	1:09.401	+1.359	13:21:27.258
12	1:10.893	+2.851	13:22:38.151
13	1:11.912	+3.870	13:23:50.063

Lap	Lap Tm	Diff	Time of Day
(122) EMERSON PERONDI			
1	1:10.735	+2.235	13:09:55.776
2	1:09.167	+0.667	13:11:04.943
3	1:09.254	+0.754	13:12:14.197
4	1:08.675	+0.175	13:13:22.872
5	1:10.447	+1.947	13:14:33.319
6	1:09.878	+1.378	13:15:43.197
7	1:08.500		13:16:51.697
8	1:09.675	+1.175	13:18:01.372
9	1:09.851	+1.351	13:19:11.223
10	1:09.426	+0.926	13:20:20.649
11	1:10.991	+2.491	13:21:31.640
12	1:10.756	+2.256	13:22:42.396
13	1:09.653	+1.153	13:23:52.049

Lap	Lap Tm	Diff	Time of Day
(354) RAFAEL KLUGE			
1	1:12.791	+3.033	13:10:01.715
2	1:10.780	+1.022	13:11:12.495
3	1:10.444	+0.686	13:12:22.939
4	1:10.240	+0.482	13:13:33.179
5	1:09.758		13:14:42.937
6	1:10.685	+0.927	13:15:53.622
7	1:11.278	+1.520	13:17:04.900
8	1:11.325	+1.567	13:18:16.225
9	1:10.854	+1.096	13:19:27.079
10	1:12.062	+2.304	13:20:39.141
11	1:12.741	+2.983	13:21:51.882
12	1:13.522	+3.764	13:23:05.404
13	1:16.203	+6.445	13:24:21.607

Lap	Lap Tm	Diff	Time of Day
(171) PETERSON PFEIFER			
1	1:11.683	+1.562	13:10:02.542
2	1:11.050	+0.929	13:11:13.592
3	1:11.668	+1.547	13:12:25.260
4	1:10.335	+0.214	13:13:35.595
5	1:10.121		13:14:45.716
6	1:11.088	+0.967	13:15:56.804
7	1:10.749	+0.628	13:17:07.553
8	1:12.023	+1.902	13:18:19.576
9	1:16.330	+6.209	13:19:35.906
10	1:13.415	+3.294	13:20:49.321
11	1:13.625	+3.504	13:22:02.946
12	1:14.466	+4.345	13:23:17.412
13	1:13.777	+3.656	13:24:31.189

Lap	Lap Tm	Diff	Time of Day
(5) ELIZEU FERREIRA			
1	1:18.687	+7.945	13:10:11.842
2	1:11.868	+1.126	13:11:23.710
3	1:12.420	+1.678	13:12:36.130
4	1:11.845	+1.103	13:13:47.975


Lap	Lap Tm	Diff	Time of Day
5	1:12.889	+2.147	13:15:00.864
6	1:11.092	+0.350	13:16:11.956
7	1:12.117	+1.375	13:17:24.073
8	1:11.117	+0.375	13:18:35.190
9	1:11.474	+0.732	13:19:46.664
10	1:11.804	+1.062	13:20:58.468
11	1:11.633	+0.891	13:22:10.101
12	1:10.742		13:23:20.843
13	1:12.976	+2.234	13:24:33.819

Lap	Lap Tm	Diff	Time of Day
(984) ALEX FASBINDER			
1	1:12.099	+0.108	13:09:59.933
2	1:11.991		13:11:11.924
3	1:14.040	+2.049	13:12:25.964
4	1:13.752	+1.761	13:13:39.716
5	1:13.973	+1.982	13:14:53.689
6	1:14.269	+2.278	13:16:07.958
7	1:13.955	+1.964	13:17:21.913
8	1:15.165	+3.174	13:18:37.078
9	1:15.985	+3.994	13:19:53.063
10	1:14.149	+2.158	13:21:07.212
11	1:14.154	+2.163	13:22:21.366
12	1:14.821	+2.830	13:23:36.187
13	1:26.410	+14.419	13:25:02.597

Lap	Lap Tm	Diff	Time of Day
(110) ROGÉRIO ORNAGHI			
1	1:13.296	+0.393	13:10:05.248
2	1:12.903		13:11:18.151
3	1:14.766	+1.863	13:12:32.917
4	1:13.821	+0.918	13:13:46.738
5	1:13.656	+0.753	13:15:00.394
6	1:17.000	+4.097	13:16:17.394
7	1:15.378	+2.475	13:17:32.772
8	1:16.589	+3.686	13:18:49.361
9	1:15.279	+2.376	13:20:04.640
10	1:15.058	+2.155	13:21:19.698
11	1:19.434	+6.531	13:22:39.132
12	1:20.242	+7.339	13:23:59.374

Lap	Lap Tm	Diff	Time of Day
(85) JAY ALDEANY			
1	1:21.387	+9.237	13:10:17.246
2	1:17.618	+5.468	13:11:34.864
3	1:13.787	+1.637	13:12:48.651
4	1:14.441	+2.291	13:14:03.092
5	1:13.020	+0.870	13:15:16.112
6	1:12.820	+0.670	13:16:28.932
7	1:12.150		13:17:41.082
8	1:12.864	+0.714	13:18:53.946
9	1:14.687	+2.537	13:20:08.633
10	1:20.115	+7.965	13:21:28.748
11	1:25.856	+13.706	13:22:54.604
12	1:14.936	+2.786	13:24:09.540

Lap	Lap Tm	Diff	Time of Day
(81) VANDERLEI MENDES			
1	1:23.936	+10.809	13:10:16.296
2	1:13.945	+0.818	13:11:30.241
3	1:13.127		13:12:43.368
4	1:43.444	+30.317	13:14:26.812
5	1:17.524	+4.397	13:15:44.336
6	1:14.857	+1.730	13:16:59.193
7	1:15.997	+2.870	13:18:15.190
8	1:18.705	+5.578	13:19:33.895
9	1:14.271	+1.144	13:20:48.166
10	1:15.566	+2.439	13:22:03.732
11	1:15.561	+2.434	13:23:19.293
12	1:16.641	+3.514	13:24:35.934



MX LIMMT - 1a Etapa

Classificado por voltas

MX3

Colíder/MT 1,000 Km

Corrida

21/04/2024 13:30

Corrida iniciado em 13:07:58

POS	NUM	PILOTO	CATEGORIA	VOLTAS	DIF LÍDER	MOTO	CIDADE	PATROCINADOR/EQUIPE
1	711	ANDERSON CHUPEL	MX3	13		YAMAHA	SINOP	AGRO NOBRE-IDEAL GRÁFICOS-BOXI-ZANKCO-AUTO SOCOR
2	122	EMERSON PERONDI	MX3	13	1.986	YAMAHA	CLÁUDIA	FAZENDA DONA TEREZA-PANIKUS MOTO CLUBE
3	354	RAFAEL KLUGE	MX3	13	31.544	KAWASAKI	LUCAS DO RIO VERDI	PRECISASHOP-AMERICA RACING-AMAZON TEMPER
4	171	PETERSON PFEIFER	MX3	13	41.126	YAMAHA	SORRISO	PEDRÃO MOTOS E TENDAS
5	5	ELIZEU FERREIRA	MX3	13	43.756	KAWASAKI	RÍO VERDE/MS	PREF RIO VERDE-RANCHO COUNTRY-PANAMERICA-KARANDA
6	984	ALEX FASBINDER	MX3	13	1:12.534	HONDA	SINOP	AGROBOI NUTRIÇÃO ANIMAL
7	110	ROGÉRIO ORNAGHI	MX3	12	1 Volta	YAMAHA	SINOP	SS INSTALADORA-MAX DIESEL
8	85	JAY ALDEANY	MX3	12	1 Volta	KAWASAKI	NOVA UBIRATÁ	JO MOTOS-83 RESTAURANTE-CASA DE CARNE BOI GORDO-C
9	81	VANDERLEI MENDES	MX3	12	1 Volta	HONDA	COLÍDER	MECÂNICA MENDES-MOTO CLUBE DE COLÍDER-EXATA AUTO
10	222	SIMÃO LIMA	MX3	11	2 Voltas	KAWASAKI	GUARANTÃ DO NORT	

Não classificado (50% = 6 Voltas)

37	JUNIOR WONS	MX3	3	10 Voltas	HONDA	NOVA MONTE VERDE	FAZENDA TRIVELATO
----	-------------	-----	---	-----------	-------	------------------	-------------------

Margem da Vitoria

velocidade Media

Tempo Melhor volta

Melhor Veloc.

Melhor Volta por..

1.986

49,157

1:08.042

52,908

711 - ANDERSON CHUPEL

Cronometragem: MARCOS A. MANCINI - Diretor de Prova: MÁRCIO JAYME

Orbits

MX LIMMT - 1a Etapa

MX4

Colíder/MT 1,000 Km

Corrida

21/04/2024 11:30

Corrida iniciado em 10:59:36

Lap	Lap Tm	Diff	Time of Day
(354) RAFAEL KLUGE			
1	1:22.584	+0.270	11:01:55.322
2	1:22.901	+0.587	11:03:18.223
3	1:23.980	+1.666	11:04:42.203
4	1:24.073	+1.759	11:06:06.276
5	1:23.953	+1.639	11:07:30.229
6	1:23.020	+0.706	11:08:53.249
7	1:22.579	+0.265	11:10:15.828
8	1:26.174	+3.860	11:11:42.002
9	1:23.909	+1.595	11:13:05.911
10	1:22.314		11:14:28.225
11	1:25.024	+2.710	11:15:53.249

Lap	Lap Tm	Diff	Time of Day
(5) ELIZEU FERREIRA			
1	1:22.864	+1.387	11:01:57.357
2	1:21.875	+0.398	11:03:19.232
3	1:24.674	+3.197	11:04:43.906
4	1:24.200	+2.723	11:06:08.106
5	1:24.096	+2.619	11:07:32.202
6	1:25.702	+4.225	11:08:57.904
7	1:22.371	+0.894	11:10:20.275
8	1:26.969	+5.492	11:11:47.244
9	1:26.500	+5.023	11:13:13.744
10	1:21.477		11:14:35.221
11	1:22.542	+1.065	11:15:57.763

Lap	Lap Tm	Diff	Time of Day
(122) EMERSON PERONDI			
1	1:39.885	+17.521	11:02:09.436
2	1:27.910	+5.546	11:03:37.346
3	1:28.174	+5.810	11:05:05.520
4	1:26.619	+4.255	11:06:32.139
5	1:22.364		11:07:54.503
6	1:27.729	+5.365	11:09:22.232
7	1:22.406	+0.042	11:10:44.638
8	1:23.977	+1.613	11:12:08.615
9	1:27.822	+5.458	11:13:36.437
10	1:27.601	+5.237	11:15:04.038
11	1:24.974	+2.610	11:16:29.012

Lap	Lap Tm	Diff	Time of Day
(21) JOÃO BATISTA			
1	1:29.581	+3.250	11:02:03.700
2	1:27.090	+0.759	11:03:30.790
3	1:29.327	+2.996	11:05:00.117
4	1:26.533	+0.202	11:06:26.650
5	1:27.016	+0.685	11:07:53.666
6	1:26.331		11:09:19.997
7	1:29.587	+3.256	11:10:49.584
8	1:27.964	+1.633	11:12:17.548
9	1:29.417	+3.086	11:13:46.965
10	1:32.200	+5.869	11:15:19.165
11	1:27.834	+1.503	11:16:46.999

Lap	Lap Tm	Diff	Time of Day
(79) OLAIR BORGES			
1	1:26.563	+2.600	11:02:05.643
2	1:28.606	+4.643	11:03:34.249
3	1:27.726	+3.763	11:05:01.975
4	1:28.385	+4.422	11:06:30.360
5	1:29.875	+5.912	11:08:00.235
6	1:29.620	+5.657	11:09:29.855
7	1:28.480	+4.517	11:10:58.335
8	1:30.196	+6.233	11:12:28.531
9	1:29.538	+5.575	11:13:58.069
10	1:26.610	+2.647	11:15:24.679
11	1:23.963		11:16:48.642

Lap	Lap Tm	Diff	Time of Day
(37) JUNIOR WONS			
1	1:28.881	+4.901	11:02:09.993
2	1:33.718	+9.738	11:03:43.711
3	1:29.954	+5.974	11:05:13.665
4	1:27.241	+3.261	11:06:40.906
5	1:29.597	+5.617	11:08:10.503
6	1:29.611	+5.631	11:09:40.114
7	1:27.706	+3.726	11:11:07.820
8	1:27.536	+3.556	11:12:35.356
9	1:26.439	+2.459	11:14:01.795
10	1:24.437	+0.457	11:15:26.232
11	1:23.980		11:16:50.212

Lap	Lap Tm	Diff	Time of Day
(52) JUAREZ RIBEIRO			
1	1:37.908	+10.404	11:02:22.590
2	1:32.469	+4.965	11:03:55.059
3	1:34.260	+6.756	11:05:29.319
4	1:32.938	+5.434	11:07:02.257
5	1:29.725	+2.221	11:08:31.982
6	1:28.442	+0.938	11:10:00.424
7	1:27.577	+0.073	11:11:28.001
8	1:31.059	+3.555	11:12:59.060
9	1:27.504		11:14:26.564
10	1:29.605	+2.101	11:15:56.169

Lap	Lap Tm	Diff	Time of Day
(171) PETERSON PFEIFER			
1	1:36.197	+6.170	11:02:21.399
2	1:32.835	+2.808	11:03:54.234
3	1:33.841	+3.814	11:05:28.075
4	1:32.788	+2.761	11:07:00.863
5	1:34.857	+4.830	11:08:35.720
6	1:31.520	+1.493	11:10:07.240
7	1:33.305	+3.278	11:11:40.545
8	1:33.441	+3.414	11:13:13.986
9	1:30.027		11:14:44.013
10	1:31.565	+1.538	11:16:15.578

Lap	Lap Tm	Diff	Time of Day
(44) ELTON PISSETTA			
1	1:36.872	+6.225	11:02:18.706
2	1:33.739	+3.092	11:03:52.445
3	1:34.124	+3.477	11:05:26.569
4	1:31.615	+0.968	11:06:58.184
5	1:34.769	+4.122	11:08:32.953
6	1:31.583	+0.936	11:10:04.536
7	1:41.544	+10.897	11:11:46.080
8	1:37.641	+6.994	11:13:23.721
9	1:31.349	+0.702	11:14:55.070
10	1:30.647		11:16:25.717

Lap	Lap Tm	Diff	Time of Day
(7) ALEXSANDER CHUPEL			
1	3:21.308	+1:50.766	11:04:06.663
2	1:32.716	+2.174	11:05:39.379
3	1:33.602	+3.060	11:07:12.981
4	1:32.040	+1.498	11:08:45.021
5	1:30.594	+0.052	11:10:15.615
6	1:30.542		11:11:46.157
7	1:33.936	+3.394	11:13:20.093
8	1:31.077	+0.535	11:14:51.170
9	1:32.508	+1.966	11:16:23.678

Lap	Lap Tm	Diff	Time of Day
(93) ELIANDRO PORFIRIO			
1	1:39.539		11:02:32.525
2	1:41.289	+1.750	11:04:13.814
3	1:49.889	+10.350	11:06:03.703
4	1:49.314	+9.775	11:07:53.017
5	1:50.752	+11.213	11:09:43.769

MX LIMMT - 1a Etapa

Classificado por voltas

MX4

Colíder/MT 1,000 Km

Corrida

21/04/2024 11:30

Corrida iniciado em 10:59:36

POS	NUM	PILOTO	CATEGORIA	VOLTAS	DIF LÍDER	MOTO	CIDADE	PATROCINADOR/EQUIPE
1	354	RAFAEL KLUGE	MX4	11		YAMAHA	LUCAS DO RIO VERDI	PRECISASHOP-AMERICA RACING-AMAZON TEMPER
2	5	ELIZEU FERREIRA	MX4	11	4.514	KAWASAKI	RIO VERDE/MS	PREF RIO VERDE-RANCHO COUNTRY-PANAMERICA-KARANDA
3	122	EMERSON PERONDI	MX4	11	35.763	YAMAHA	CLÁUDIA	FAZENDA DONA TEREZA-PANIKUS MOTO CLUBE
4	21	JOÃO BATISTA	MX4	11	53.750	HONDA	COLÍDER	NENOMOTOS-PREF MUN DE COLÍDER-MOTO CLUBE DE COLÍ
5	79	OLAIR BORGES	MX4	11	55.393	YAMAHA	SINOP	CASA DAS MOTOS
6	37	JUNIOR WONS	MX4	11	56.963	HONDA	NOVA MONTE VERDE	FAZENDA TRIVELATO
7	52	JUAREZ RIBEIRO	MX4	10	1 Volta	YAMAHA	LUCAS DO RIO VERDI	AMERICA RACING
8	171	PETERSON PFEIFER	MX4	10	1 Volta	YAMAHA	SORRISO	PEDRÃO MOTOS E TENDAS
9	44	ELTON PISETTA	MX4	10	1 Volta	YAMAHA	SINOP	ELETRONOP MAT ELETRICOS-SICO08 NORTE MT-PILOTAND
10	7	ALEXSANDER CHUPEL	MX4	9	2 Voltas	KAWASAKI	SORRISO	GUINCHO STO ANJO-AGRO NOBRE-CHICÃO MX SCHOOL
11	93	ELIANDRO PORFIRIO	MX4	8	3 Voltas	HONDA	SINOP	SS INSTALADORA CONSTRUÇÃO DE OBRAS ELÉTRICAS

Não classificado (50% = 5 Voltas)

461	GILMAR MORENO	MX4	4	7 Voltas	YAMAHA	SINOP	BOX1 MULTIMARCAS-IDEAL OFFROAD
110	ROGÉRIO ORNAGHI	MX4	1	10 Voltas	YAMAHA	SINOP	SS INSTALADORA-MAX DIESEL

Margem da Vitoria

velocidade Media

Tempo Melhor volta

Melhor Veloc.

Melhor Volta por..

4.514

40,552

1:21.477

44,184

5 - ELIZEU FERREIRA

Cronometragem: MARCOS A. MANCINI - Diretor de Prova: MÁRCIO JAYME

Orbits

MX LIMMT - 1a Etapa

MX35 NAC

Colíder/MT 1,000 Km

Corrida

21/04/2024 14:30

Corrida iniciado em 14:00:10

Lap	Lap Tm	Diff	Time of Day
(21) JOÃO BATISTA			
1	1:15.314	+0.764	14:02:14.668
2	1:15.425	+0.875	14:03:30.093
3	1:15.180	+0.630	14:04:45.273
4	1:14.776	+0.226	14:06:00.049
5	1:15.489	+0.939	14:07:15.538
6	1:15.502	+0.952	14:08:31.040
7	1:15.199	+0.649	14:09:46.239
8	1:14.550		14:11:00.789

Lap	Lap Tm	Diff	Time of Day
(94) ELOIR VOLKWEIS			
1	1:15.749	+2.019	14:02:20.291
2	1:15.785	+2.055	14:03:36.076
3	1:13.730		14:04:49.806
4	1:14.701	+0.971	14:06:04.507
5	1:14.922	+1.192	14:07:19.429
6	1:15.264	+1.534	14:08:34.693
7	1:13.768	+0.038	14:09:48.461
8	1:13.744	+0.014	14:11:02.205

Lap	Lap Tm	Diff	Time of Day
(26) JOHN WILLIAM			
1	1:15.529	+0.656	14:02:15.611
2	1:14.873		14:03:30.484
3	1:15.440	+0.567	14:04:45.924
4	1:15.152	+0.279	14:06:01.076
5	1:15.295	+0.422	14:07:16.371
6	1:15.824	+0.951	14:08:32.195
7	1:25.982	+11.109	14:09:58.177
8	1:18.736	+3.863	14:11:16.913

Lap	Lap Tm	Diff	Time of Day
(461) GILMAR MORENO			
1	1:15.882	+0.624	14:02:16.518
2	1:15.258		14:03:31.776
3	1:15.533	+0.275	14:04:47.309
4	1:19.075	+3.817	14:06:06.384
5	1:18.777	+3.519	14:07:25.161
6	1:20.393	+5.135	14:08:45.554
7	1:17.706	+2.448	14:10:03.260
8	1:17.064	+1.806	14:11:20.324

Lap	Lap Tm	Diff	Time of Day
(7) ALEX CHUPEL			
1	1:19.753	+3.471	14:02:25.993
2	1:16.697	+0.415	14:03:42.690
3	1:17.907	+1.625	14:05:00.597
4	1:18.023	+1.741	14:06:18.620
5	1:16.508	+0.226	14:07:35.128
6	1:16.282		14:08:51.410
7	1:17.260	+0.978	14:10:08.670
8	1:17.741	+1.459	14:11:26.411

Lap	Lap Tm	Diff	Time of Day
(177) FABIANO MILANI			
1	1:16.689		14:02:18.607
2	1:20.091	+3.402	14:03:38.698
3	1:16.724	+0.035	14:04:55.422
4	1:18.660	+1.971	14:06:14.082
5	1:18.563	+1.874	14:07:32.645
6	1:18.100	+1.411	14:08:50.745
7	1:19.664	+2.975	14:10:10.409
8	1:33.361	+16.672	14:11:43.770

Lap	Lap Tm	Diff	Time of Day
(261) DAVID ANDRADE			
1	1:16.210		14:02:19.550
2	1:19.644	+3.434	14:03:39.194
3	1:19.401	+3.191	14:04:58.595
4	1:24.931	+8.721	14:06:23.526

Lap	Lap Tm	Diff	Time of Day
5	1:24.570	+8.360	14:07:48.096
6	1:26.882	+10.672	14:09:14.978
7	1:30.582	+14.372	14:10:45.560
8	1:34.478	+18.268	14:12:20.038

Lap	Lap Tm	Diff	Time of Day
(10) ANDERSON CHENET			
1	1:29.895	+0.757	14:02:41.745
2	1:30.863	+1.725	14:04:12.608
3	1:30.203	+1.065	14:05:42.811
4	1:29.138		14:07:11.949
5	1:35.898	+6.760	14:08:47.847
6	1:29.774	+0.636	14:10:17.621
7	1:29.197	+0.059	14:11:46.818

MX LIMMT - 1a Etapa

Classificado por voltas

MX35 NAC

Colíder/MT 1,000 Km

Corrida

21/04/2024 14:30

Corrida iniciado em 14:00:10

POS	NUM	PILOTO	CATEGORIA	VOLTAS	DIF LÍDER	MOTO	CIDADE	PATROCINADOR/EQUIPE
1	21	JOÃO BATISTA	MX35 NAC	8		HONDA	COLÍDER	NENOMOTOS-PREF MUN DE COLÍDER-ANDRÉ DE FREITAS
2	94	ELOIR VOLKWEIS	MX35 NAC	8	1.416	HONDA	UNIÃO DO NORTE	MANINHO MOTOS
3	26	JOHN WILLIAM	MX35 NAC	8	16.124	HONDA	SINOP	ARTE FARNA-ECO CENTAURO SISTEMAS-GRUPO CONTALDI C
4	461	GILMAR MORENO	MX35 NAC	8	19.535	HONDA	SINOP	BOX1 MULTIMARCAS-IDEAL OFFROAD
5	7	ALEX CHUPEL	MX35 NAC	8	25.622	HONDA	SORRISO	AUTO SOCORRO SANTO ANJO
6	177	FABIANO MILANI	MX35 NAC	8	42.981	HONDA	SORRISO	CHICÃO MX SCHOLL
7	261	DAVID ANDRADE	MX35 NAC	8	1:19.249	HONDA	SINOP	
8	10	ANDERSON CHENET	MX35 NAC	7	1 Volta	HONDA	SORRISO	

Margem da Vitoria

velocidade Media

Tempo Melhor volta

Melhor Veloc.

Melhor Volta por..

1.416

44,255

1:13.730

48,827

94 - ELOIR VOLKWEIS

Cronometragem: MARCOS A. MANCINI - Diretor de Prova: MÁRCIO JAYME

Orbits

MX LIMMT - 1a Etapa


MXJR

Colíder/MT 1,000 Km

Corrida

20/04/2024 16:30

Corrida iniciado em 17:07:37



Lap	Lap Tm	Diff	Time of Day
(254) ENZO CHUPEL			
1	1:32.060		17:10:47.572
2	1:36.617	+4.557	17:12:24.189
3	1:37.624	+5.564	17:14:01.813
4	1:42.110	+10.050	17:15:43.923
5	1:37.975	+5.915	17:17:21.898
6	1:38.344	+6.284	17:19:00.242
(18) MATHEUS FAVALESSA			
1	2:13.797	+25.286	17:11:33.693
2	2:03.991	+15.480	17:13:37.684
3	1:49.086	+0.575	17:15:26.770
4	1:48.511		17:17:15.281
5	2:01.706	+13.195	17:19:16.987
(12) VITOR HUGO			
1	2:19.148	+34.077	17:11:35.312
2	1:56.387	+11.316	17:13:31.699
3	1:45.071		17:15:16.770
4	2:08.140	+23.069	17:17:24.910
5	2:21.542	+36.471	17:19:46.452
(77) MATHEUS FELIPE			
1	4:55.766	+2:43.767	17:14:22.134
2	2:25.813	+13.814	17:16:47.947
3	2:11.999		17:18:59.946
(65) PEDRO HOFFMANN			
1	2:53.941		17:12:30.327
2	3:55.874	+1:01.933	17:16:26.201
3	3:30.848	+36.907	17:19:57.049
(762) SABRINA			
1	2:18.480		17:12:16.647
2	3:24.167	+1:05.687	17:15:40.814
3	4:47.742	+2:29.262	17:20:28.556
(17) MATHEUS AUGUSTO			
1	5:40.820		17:15:14.185
(21) THAYLA VITÓRIA			
1	6:11.793		17:17:17.422


Lap Lap Tm Diff Time of Day

Lap Lap Tm Diff Time of Day

MX LIMMT - 1a Etapa

Classificado por voltas

MXJR Colíder/MT 1,000 Km
Corrida 20/04/2024 16:30
Corrida iniciado em 17:07:37



POS	NUM	PILOTO	CATEGORIA	VOLTAS	DIF LÍDER	MOTO	CIDADE	PATROCINADOR/EQUIPE
1	254	ENZO CHUPEL	MX JÚNIOR	6		GASGAS	SINOP	AGRO NOBRE-IDEAL GRÁFICOS-BOXI-ZANKCO-AUTO SOCOR
2	18	MATHEUS FAVALESSA	MX JÚNIOR	5	1 Volta	HUSQVARNA	NOVA MUTUM	
3	12	VITOR HUGO	MX JÚNIOR	5	1 Volta	HONDA	SORRISO	
4	77	MATHEUS FELIPE	MX JÚNIOR	3	3 Voltas	HONDA	TERRA NOVA DO NOR	PARAÍSO FISH-LAGOA ENCARADA RAÇÕES-FARMÁCIA DO RA
5	65	PEDRO HOFFMANN	MX JÚNIOR	3	3 Voltas	GASGAS	NOBRES	BRASIL TEC-ÁGUIA MOTOS
6	762	SABRINA	MX JÚNIOR	3	3 Voltas	HONDA	COLÍDER	
Não classificado (50% = 3 Voltas)								
	17	MATHEUS AUGUSTO	MX JÚNIOR	1	5 Voltas		TERRA NOVA DO NOR	
	21	THAYLA VITÓRIA	MX JÚNIOR	1	5 Voltas	HONDA	COLÍDER	NENOMOTOS-BELA MULTI MODA FEMININA-MOTO CLUBE DE

Margem da Vitoria	velocidade Media	Tempo Melhor volta	Melhor Veloc.	Melhor Volta por..
1 Volta	31,635	1:32.060	39,105	254 - ENZO CHUPEL

Cronometragem: MARCOS A. MANCINI - Diretor de Prova: MÁRCIO JAYME

Orbits

MX LIMMT - 1a Etapa

MXJR

Colíder/MT 1,000 Km

Treino Coronometrado

20/04/2024 14:00

Qualificação iniciado em 15:12:20

Lap	Lap Tm	Diff	Time of Day	Lap	Lap Tm	Diff	Time of Day	Lap	Lap Tm	Diff	Time of Day
(254) ENZO CHUPEL											
1	2:17.330	+49.416	15:14:40.176								
2	1:34.260	+6.346	15:16:14.436								
3	1:31.337	+3.423	15:17:45.773								
4	2:46.614	+1:18.700	15:20:32.387								
5	1:27.914		15:22:00.301								
(18) MATHEUS FAVALESSA											
1	1:39.201	+3.458	15:16:22.104								
2	1:39.127	+3.384	15:18:01.231								
3	1:35.970	+0.227	15:19:37.201								
4	1:35.743		15:21:12.944								
5	1:43.688	+7.945	15:22:56.632								
(12) VITOR HUGO											
1	1:44.000		15:15:58.871								
2	2:34.460	+50.460	15:18:33.331								
3	1:54.368	+10.368	15:20:27.699								
4	2:17.296	+33.296	15:22:44.995								
(65) PEDRO AUGUSTO											
1	1:55.259	+3.952	15:16:18.739								
2	1:51.307		15:18:10.046								
(21) THAYLA VITÓRIA											
1	2:27.330	+14.232	15:17:26.731								
2	2:28.313	+15.215	15:19:55.044								
3	2:13.098		15:22:08.142								

MX LIMMT - 1a Etapa

Classificado pela melhor volta

MXJR

Colíder/MT 1,000 Km

Treino Coronometrado

20/04/2024 14:00

Qualificação iniciado em 15:12:20

POS	NUM	PILOTO	CATEGORIA	M. TEMPO	DIF LÍDER	MOTO	CIDADE	PATROCINADOR/EQUIPE
1	254	ENZO CHUPEL	MX JÚNIOR	1:27.914		GASGAS	SINOP	AGRO NOBRE-IDEAL GRÁFICOS-BOX1-ZANKCO
2	18	MATHEUS FAVALESSA	MX JÚNIOR	1:35.743	7.829	HUSQVARNA	NOVA MUTUM	
3	12	VITOR HUGO	MX JÚNIOR	1:44.000	16.086	HONDA	SORRISO	
4	65	PEDRO AUGUSTO	MX JÚNIOR	1:51.307	23.393			
5	21	THAYLA VITÓRIA	MX JÚNIOR	2:13.098	45.184	HONDA	COLÍDER	NENOMOTOS-BELA MULTIMODA FEMININA-MI
6	77	MATHEUS FELIPE	MX JÚNIOR			HONDA	TERRA NOVA DO	PARAÍSO FISH-LAGOA ENCARADA RAÇÕES-FAI
7	17	MATHEUS AUGUSTO	MX JÚNIOR				TERRA NOVA DO	