



Local:
São José do Rio Claro - MT
30 E 31 DE JULHO
2022




MX LEMAMT - 1a Etapa

Classificado por voltas

50cc
 CORRIDA
 Corrida iniciado em 14:10:32

S. J. do Rio Claro/MT 0,950 Km
 31/07/2022 14:00



Pos	No.	Piloto	Categ	Voltas	Diff	M. Volta	Moto	Cidade	Equipe
1	747	DAVI LUIZ	50CC	5		1:37.004	KTM	NOVA MUTUM	FARMÁCIA ECONOMIZE
2	25	GUILHERME SCHWADE	50CC	5	59.633	1:45.216	HONDA	DIAMANTINO	FAZENDA BONANZA
3	222	OTÁVIO FÉLIX	50CC	4	1 Volta	2:08.817	HONDA	SÃO JOSÉ DO RIO C	PAI E MÃE
4	17	MAURO DIAS	50CC	3	2 Voltas	2:40.991	YAMAHA	SÃO JOSÉ DO RIO C	ELIDIELE BRUNA DESIGNER-MADPRO-AUTO
5	49	ENZO NASGORSKI	50CC	3	2 Voltas	3:00.284	HONDA	SÃO JOSÉ DO RIO C	BIEL TRASPORTES LTDA
6	27	JHON IABLONSKI	50CC	2	3 Voltas	2:46.989	KAWASAKI	SÃO JOSÉ DO RIO C	GELAR CENTER

Margin of Victory	Avg. Speed	Best Lap Tm	Best Speed	Best Lap by
59.633	29,675	1:37.004	35,256	747 - DAVI LUIZ

Cronometragem: MARCOS A. MANCINI - Diretor de Prova: JOCEMIR ZAMBONI

Orbits





Local:
São José do Rio Claro - MT
30 E 31 DE JULHO
2022



MX LEMAMT - 1a Etapa


50cc

S. J. do Rio Claro/MT 0,950 Km

CORRIDA

31/07/2022 14:00

Corrida iniciado em 14:10:32



Lap	Lap Tm	Diff	Time of Day
(747) DAVI LUIZ			
1	1:37.004		14:13:34.419
2	1:38.894	+1.890	14:15:13.313
3	1:38.712	+1.708	14:16:52.025
4	1:37.939	+0.935	14:18:29.964
5	1:38.919	+1.915	14:20:08.883
(25) GUILHERME SCHWADE			
1	1:45.623	+0.407	14:13:55.431
2	1:46.762	+1.546	14:15:42.193
3	1:48.413	+3.197	14:17:30.606
4	1:45.216		14:19:15.822
5	1:52.694	+7.478	14:21:08.516
(222) OTÁVIO FÉLIX			
1	2:08.817		14:13:54.968
2	2:12.708	+3.891	14:16:07.676
3	2:14.381	+5.564	14:18:22.057
4	2:10.702	+1.885	14:20:32.759
(17) MAURO DIAS			
1	3:16.272	+35.281	14:15:50.969
2	2:47.468	+6.477	14:18:38.437
3	2:40.991		14:21:19.428
(49) ENZO NASGORSKI			
1	3:16.343	+16.059	14:15:38.766
2	3:07.935	+7.651	14:18:46.701
3	3:00.284		14:21:46.985
(27) JHON IABLONSKI			
1	3:07.528	+20.539	14:15:13.071
2	2:46.989		14:18:00.060

Lap	Lap Tm	Diff	Time of Day
-----	--------	------	-------------

Lap	Lap Tm	Diff	Time of Day
-----	--------	------	-------------

Cronometragem: MARCOS A. MANCINI - Diretor de Prova: JOCEMIR ZAMBONI

Orbits





Local:
São José do Rio Claro - MT
30 E 31 DE JULHO
2022




MX LEMAMT - 1a Etapa

50cc S. J. do Rio Claro/MT 0,950 Km

WARM-UP 31/07/2022 09:40

Qualificação iniciado em 10:16:12



Lap	Lap Tm	Diff	Time of Day	Lap	Lap Tm	Diff	Time of Day	Lap	Lap Tm	Diff	Time of Day
(25) GUILHERME SCHWADE											
1	1:53.533	+2.502	10:19:25.853								
2	1:51.031		10:21:16.884								
3	1:51.783	+0.752	10:23:08.667								
(747) DAVI LUIZ											
1	1:52.629		10:19:30.106								
2	1:54.481	+1.852	10:21:24.587								
3	2:25.135	+32.506	10:23:49.722								
(222) OTÁVIO FÉLIX											
1	2:39.923		10:21:15.419								
2	2:45.294	+5.371	10:24:00.713								
(49) ENZO NASGORSKI											
1	3:23.911		10:21:50.787								
(17) MAURO DIAS											
1	3:35.218		10:23:30.012								
(27) JHON IABLONSKI											
1	4:22.792		10:22:52.452								
(21) ALICE BACH											
1	7:09.556		10:24:54.107								

Cronometragem: MARCOS A. MANCINI - Diretor de Prova: JOCEMIR ZAMBONI

Orbits





Local:
São José do Rio Claro - MT
30 E 31 DE JULHO
2022



MX LEMAMT - 1a Etapa

Classificado pela melhor volta

50cc

S. J. do Rio Claro/MT 0,950 Km

WARM-UP

31/07/2022 09:40

Qualificação iniciado em 10:16:12

Pos	No.	Piloto	Categ	M. Tempo	Diff	Moto	Cidade	Equipe
1	25	GUILHERME SCHWADE	50CC	1:51.031		HONDA	DIAMANTINO	FAZENDA BONANZA
2	747	DAVI LUIZ	50CC	1:52.629	1.598	KTM	NOVA MUTUM	FARMÁCIA ECONOMIZE
3	222	OTÁVIO FÉLIX	50CC	2:39.923	48.892	HONDA	SÃO JOSÉ DO RIO CLARO	PAI E MÃE
4	49	ENZO NASGORSKI	50CC	3:23.911	32.880	HONDA	SÃO JOSÉ DO RIO CLARO	BIEL TRASPORTES LTDA
5	17	MAURO DIAS	50CC	3:35.218	14.187	YAMAHA	SÃO JOSÉ DO RIO CLARO	ELIDIELE BRUNA DESIGNER-MADPRO-AUTO E
6	27	JHON IABLONSKI	50CC	4:22.792	31.761	KAWASAKI	SÃO JOSÉ DO RIO CLARO	GELAR CENTER
7	21	ALICE BACH	50CC	7:09.556	18.525	KTM	CAMPO NOVO DO PARECÍ	CASTELINE-ARILDO MOTOS

Cronometragem: MARCOS A. MANCINI - Diretor de Prova: JOCEMIR ZAMBONI

Orbits





Local:
São José do Rio Claro - MT
30 E 31 DE JULHO
2022



MX LEMAMT - 1a Etapa

IMPORTADA INICIANTE / INTERMASTER

S. J. do Rio Claro/MT 0,950 Km

CORRIDA

31/07/2022 14:30

Corrida iniciado em 14:45:04

Lap	Lap Tm	Diff	Time of Day
(70) THIAGO DELARICA			
1	1:01.454		14:46:49.492
2	1:01.891	+0.437	14:47:51.383
3	1:02.886	+1.432	14:48:54.269
4	1:03.782	+2.328	14:49:58.051
5	1:03.353	+1.899	14:51:01.404
6	1:04.718	+3.264	14:52:06.122
7	1:04.779	+3.325	14:53:10.901
8	1:04.583	+3.129	14:54:15.484
9	1:04.429	+2.975	14:55:19.913
10	1:04.103	+2.649	14:56:24.016
11	1:04.727	+3.273	14:57:28.743
12	1:04.272	+2.818	14:58:33.015
13	1:04.989	+3.535	14:59:38.004
(171) PETERSON PFEIFER			
1	1:02.903		14:46:52.114
2	1:03.696	+0.793	14:47:55.810
3	1:03.600	+0.697	14:48:59.410
4	1:04.541	+1.638	14:50:03.951
5	1:03.827	+0.924	14:51:07.778
6	1:04.172	+1.269	14:52:11.950
7	1:05.147	+2.244	14:53:17.097
8	1:05.653	+2.750	14:54:22.750
9	1:04.871	+1.968	14:55:27.621
10	1:03.966	+1.063	14:56:31.587
11	1:05.359	+2.456	14:57:36.946
12	1:05.097	+2.194	14:58:42.043
13	1:07.302	+4.399	14:59:49.345
(14) WILSON JUNIOR			
1	1:07.623	+5.616	14:47:06.877
2	1:05.635	+3.628	14:48:12.512
3	1:02.007		14:49:14.519
4	1:02.225	+0.218	14:50:16.744
5	1:11.609	+9.602	14:51:28.353
6	1:02.598	+0.591	14:52:30.951
7	1:03.011	+1.004	14:53:33.962
8	1:02.946	+0.939	14:54:36.908
9	1:04.564	+2.557	14:55:41.472
10	1:05.709	+3.702	14:56:47.181
11	1:03.418	+1.411	14:57:50.599
12	1:03.666	+1.659	14:58:54.265
13	1:04.752	+2.745	14:59:59.017
(21) JEAN BACH			
1	1:05.116	+0.601	14:46:58.371
2	1:06.051	+1.536	14:48:04.422
3	1:04.515		14:49:08.937
4	1:05.360	+0.845	14:50:14.297
5	1:04.644	+0.129	14:51:18.941
6	1:05.685	+1.170	14:52:24.626
7	1:06.679	+2.164	14:53:31.305
8	1:04.644	+0.129	14:54:35.949
9	1:04.540	+0.025	14:55:40.489
10	1:06.179	+1.664	14:56:46.668
11	1:06.767	+2.252	14:57:53.435
12	1:05.294	+0.779	14:58:58.729
13	1:05.661	+1.146	15:00:04.390
(22) JOSÉ VAGNER			
1	1:05.347	+1.775	14:46:59.319
2	1:09.782	+6.210	14:48:09.101
3	1:03.572		14:49:12.673
4	1:04.569	+0.997	14:50:17.242

Lap	Lap Tm	Diff	Time of Day
5	1:04.855	+1.283	14:51:22.097
6	1:05.283	+1.711	14:52:27.380
7	1:05.154	+1.582	14:53:32.534
8	1:04.010	+0.438	14:54:36.544
9	1:04.516	+0.944	14:55:41.060
10	1:06.562	+2.990	14:56:47.622
11	1:06.962	+3.390	14:57:54.584
12	1:04.647	+1.075	14:58:59.231
13	1:05.506	+1.934	15:00:04.737
(101) FABIANO MILANI			
1	1:05.680	+1.073	14:46:59.955
2	1:05.461	+0.854	14:48:05.416
3	1:05.755	+1.148	14:49:11.171
4	1:04.607		14:50:15.778
5	1:05.244	+0.637	14:51:21.022
6	1:05.549	+0.942	14:52:26.571
7	1:07.059	+2.452	14:53:33.630
8	1:08.778	+4.171	14:54:42.408
9	1:05.143	+0.536	14:55:47.551
10	1:06.885	+2.278	14:56:54.436
11	1:08.873	+4.266	14:58:03.309
12	1:05.265	+0.658	14:59:08.574
13	1:04.861	+0.254	15:00:13.435
(34) MATEUS GIORDANI			
1	1:05.549	+0.698	14:46:56.977
2	1:04.851		14:48:01.828
3	1:05.561	+0.710	14:49:07.389
4	1:05.348	+0.497	14:50:12.737
5	1:05.601	+0.750	14:51:18.338
6	1:06.144	+1.293	14:52:24.482
7	1:07.971	+3.120	14:53:32.453
8	1:08.406	+3.555	14:54:40.859
9	1:05.927	+1.076	14:55:46.786
10	1:06.286	+1.435	14:56:53.072
11	1:07.440	+2.589	14:58:00.512
12	1:06.787	+1.936	14:59:07.299
13	1:07.148	+2.297	15:00:14.447
(299) BRUNO SANTOS			
1	1:08.964	+3.678	14:47:04.816
2	1:09.220	+3.934	14:48:14.036
3	1:05.286		14:49:19.322
4	1:06.015	+0.729	14:50:25.337
5	1:06.036	+0.750	14:51:31.373
6	1:07.030	+1.744	14:52:38.403
7	1:07.003	+1.717	14:53:45.406
8	1:07.278	+1.992	14:54:52.684
9	1:10.372	+5.086	14:56:03.056
10	1:09.976	+4.690	14:57:13.032
11	1:11.488	+6.202	14:58:24.520
12	1:10.443	+5.157	14:59:34.963
13	1:10.302	+5.016	15:00:45.265
(91) NIEDSON DA SILVA			
1	1:09.386		14:47:04.295
2	1:09.641	+0.255	14:48:13.936
3	1:20.017	+10.631	14:49:33.953
4	1:12.916	+3.530	14:50:46.869
5	1:11.271	+1.885	14:51:58.140
6	1:12.644	+3.258	14:53:10.784
7	1:13.609	+4.223	14:54:24.393
8	1:13.012	+3.626	14:55:37.405
9	1:13.970	+4.584	14:56:51.375
10	1:14.087	+4.701	14:58:05.462

Lap	Lap Tm	Diff	Time of Day
11	1:12.571	+3.185	14:59:18.033
12	1:12.443	+3.057	15:00:30.476
(118) JOVANI BROCH			
1	1:14.000	+2.472	14:47:12.699
2	1:11.770	+0.242	14:48:24.469
3	1:13.280	+1.752	14:49:37.749
4	1:11.528		14:50:49.277
5	1:11.697	+0.169	14:52:00.974
6	1:13.940	+2.412	14:53:14.914
7	1:13.041	+1.513	14:54:27.955
8	1:11.848	+0.320	14:55:39.803
9	1:14.301	+2.773	14:56:54.104
10	1:13.055	+1.527	14:58:07.159
11	1:12.499	+0.971	14:59:19.658
12	1:13.119	+1.591	15:00:32.777
(2) DOUGLAS KNORST			
1	1:12.086		14:47:08.810
2	1:13.174	+1.088	14:48:21.984
3	1:15.081	+2.995	14:49:37.065
4	1:37.571	+25.485	14:51:14.636
5	1:16.676	+4.590	14:52:31.312
6	1:16.600	+4.514	14:53:47.912
7	1:15.899	+3.813	14:55:03.811
8	1:17.223	+5.137	14:56:21.034
9	1:17.740	+5.654	14:57:38.774
10	1:17.717	+5.631	14:58:56.491
11	1:21.502	+9.416	15:00:17.993
(110) ROGÉRIO MARTINS			
1	1:03.032		14:46:53.275
2	1:03.542	+0.510	14:47:56.817

Cronometragem: MARCOS A. MANCINI - Diretor de Prova: JOCEMIR ZAMBONI

Orbits



66 3566 5242



Local:
São José do Rio Claro - MT
30 E 31 DE JULHO
2022



MX LEMAMT - 1a Etapa

Classificado por voltas

IMPORTADA INICIANTES / INTERMASTER

S. J. do Rio Claro/MT 0,950 Km

CORRIDA

31/07/2022 14:30

Corrida iniciado em 14:45:04

Pos	No.	Piloto	Categ	Voltas	Diff	M. Volta	Moto	Cidade	Equipe
1	70	THIAGO DELARICA	IMP INTER	13		1:01.454	YAMAHA	JUARA	PORTO DE AREIA DELARICA
2	171	PETERSON PFEIFER	IMP INTER	13	11.341	1:02.903	KAWASAKI	SORRISO	PEDRÃO MOTOS E TENDAS
3	14	WILSON JUNIOR	IMP INTER	13	21.013	1:02.007	KAWASAKI	SORRISO	JK VEÍCULOS-AGROLONAS MT
4	21	JEAN BACH	IMP INTER	13	26.386	1:04.515	YAMAHA	CAMPO NOVO DO PJ	ARILDO MOTOS-REAL AUTO POSTO CASTEL
5	22	JOSÉ VAGNER	IMP INTER	13	26.733	1:03.572	HONDA	CMAPO NOVO DO PJ	TORNEARIA CAMPO NOVO-ARILDO MOTOS
6	101	FABIANO MILANI	IMP INTER	13	35.431	1:04.607	YAMAHA	SÃO JOSÉ DO RIO C	CHICÃO MX SCHOLL
7	34	MATEUS GIORDANI	IMP INIC	13	36.443	1:04.851	KTM	LUCAS DO RIO VERI	VIVEIRO SEMPRE VERDE-AMERICA RACING
8	299	BRUNO SANTOS	IMP INIC-INTER	13	1:07.261	1:05.286	HONDA	DIAMANTINO	MULTICAR REFERÊNCIA-NEWTECH-ZAGONE
9	91	NIEDSON DA SILVA	IMP INIC-INTER	12	1 Volta	1:09.386	KTM	DIAMANTINO	HIDRÁULICA LEAL
10	118	JOVANI BROCH	IMP INIC	12	1 Volta	1:11.528	HONDA	LUCAS DO RIO VERI	
11	2	DOUGLAS KNORST	IMP INIC	11	2 Voltas	1:12.086	HONDA	NOVA MOTUM	

Não classificado (50% = 7 Voltas)

110 ROGÉRIO MARTINS IMP INTER **2** **11 Voltas** 1:03.032 HONDA SINOP

Margin of Victory

Avg. Speed

Best Lap Tm

Best Speed

Best Lap by

11.341

50,912

1:01.454

55,651

70 - THIAGO DELARICA

Cronometragem: MARCOS A. MANCINI - Diretor de Prova: JOCEMIR ZAMBONI

Orbits





Local:
São José do Rio Claro - MT
30 E 31 DE JULHO
2022



SEESP
SECRETARIA
MUNICIPAL DE
ESPORTE E LAZER

MX LEMAMT - 1a Etapa

IMPORTADA INICIANTES / INTERMASTER

S. J. do Rio Claro/MT 0,950 Km

WARM-UP

31/07/2022 10:00

Qualificação iniciado em 10:31:26

Lap	Lap Tm	Diff	Time of Day
(70) THIAGO DELARICA			
1	1:04.531	+5.301	10:33:13.340
2	1:42.373	+43.143	10:34:55.713
3	1:00.025	+0.795	10:35:55.738
4	1:01.213	+1.983	10:36:56.951
5	2:39.941	+1:40.711	10:39:36.892
6	59.230		10:40:36.122
7	1:03.972	+4.742	10:41:40.094
(14) WILSON JUNIOR			
1	1:08.925	+8.352	10:33:22.248
2	1:06.056	+5.483	10:34:28.304
3	1:01.857	+1.284	10:35:30.161
4	1:02.612	+2.039	10:36:32.773
5	1:03.834	+3.261	10:37:36.607
6	1:05.056	+4.483	10:38:41.663
7	1:02.791	+2.218	10:39:44.454
8	1:00.573		10:40:45.027
9	1:10.029	+9.456	10:41:55.056
(171) PETERSON PFEIFER			
1	1:01.472	+0.742	10:33:15.275
2	1:00.730		10:34:16.005
3	1:01.087	+0.357	10:35:17.092
4	1:02.386	+1.656	10:36:19.478
5	1:01.197	+0.467	10:37:20.675
6	1:04.089	+3.359	10:38:24.764
(21) JEAN BACH			
1	1:03.520	+2.127	10:33:10.403
2	1:02.341	+0.948	10:34:12.744
3	1:03.312	+1.919	10:35:16.056
4	1:02.642	+1.249	10:36:18.698
5	1:06.418	+5.025	10:37:25.116
6	1:52.404	+51.011	10:39:17.520
7	1:01.393		10:40:18.913
8	1:05.753	+4.360	10:41:24.666
(101) FABIANO MILANI			
1	1:04.708	+3.243	10:33:23.641
2	1:06.089	+4.624	10:34:29.730
3	1:04.141	+2.676	10:35:33.871
4	1:02.502	+1.037	10:36:36.373
5	2:20.224	+1:18.759	10:38:56.597
6	1:01.794	+0.329	10:39:58.391
7	1:01.465		10:40:59.856
8	1:02.044	+0.579	10:42:01.900
(22) JOSÉ VAGNER			
1	1:03.291	+1.516	10:33:24.033
2	1:02.940	+1.165	10:34:26.973
3	1:01.775		10:35:28.748
4	1:03.072	+1.297	10:36:31.820
5	1:02.632	+0.857	10:37:34.452
6	1:19.458	+17.683	10:38:53.910
(299) BRUNO SANTOS			
1	1:09.117	+6.374	10:33:36.473
2	1:07.340	+4.597	10:34:43.813
3	1:04.694	+1.951	10:35:48.507
4	1:02.743		10:36:51.250
(34) MATEUS GIORDANI			
1	1:08.175	+4.243	10:33:33.570
2	1:08.853	+4.921	10:34:42.423

Lap	Lap Tm	Diff	Time of Day
3	1:03.932		10:35:46.355
4	1:10.618	+6.686	10:36:56.973
5	1:05.484	+1.552	10:38:02.457
6	1:05.014	+1.082	10:39:07.471
7	1:05.509	+1.577	10:40:12.980
8	1:47.220	+43.288	10:42:00.200
(91) NIEDSON DA SILVA			
1	1:07.386	+1.648	10:33:40.679
2	1:05.738		10:34:46.417
3	1:10.011	+4.273	10:35:56.428
4	1:06.996	+1.258	10:37:03.424
5	1:10.798	+5.060	10:38:14.222
6	1:08.556	+2.818	10:39:22.778
7	1:08.981	+3.243	10:40:31.759
8	1:08.969	+3.231	10:41:40.728
(118) JOVANI BROCH			
1	1:11.749		10:33:31.952
2	1:13.528	+1.779	10:34:45.480
3	1:12.670	+0.921	10:35:58.150
4	1:14.624	+2.875	10:37:12.774
5	2:07.826	+56.077	10:39:20.600
6	1:18.251	+6.502	10:40:38.851
7	1:20.093	+8.344	10:41:58.944
(2) DOUGLAS KNORST			
1	1:23.938	+12.070	10:33:57.399
2	1:21.044	+9.176	10:35:18.443
3	1:15.429	+3.561	10:36:33.872
4	1:13.723	+1.855	10:37:47.595
5	1:13.584	+1.716	10:39:01.179
6	1:13.342	+1.474	10:40:14.521
7	1:11.868		10:41:26.389

Cronometragem: MARCOS A. MANCINI - Diretor de Prova: JOCEMIR ZAMBONI

Orbits





Local:
São José do Rio Claro - MT
30 E 31 DE JULHO
2022



MX LEMAMT - 1a Etapa

Classificado pela melhor volta

IMPORTADA INICIANTES / INTERMASTER

S. J. do Rio Claro/MT 0,950 Km

WARM-UP

31/07/2022 10:00

Qualificação iniciado em 10:31:26

Pos	No.	Piloto	Categ	M. Tempo	Diff	Moto	Cidade	Equipe
1	70	THIAGO DELARICA	IMP INTER	59.230		YAMAHA	JUARA	PORTO DE AREIA DELARICA
2	14	WILSON JUNIOR	IMP INTER	1:00.573	1.343	KAWASAKI	SORRISO	JK VEÍCULOS-AGROLONAS MT
3	171	PETERSON PFEIFER	IMP INTER	1:00.730	1.500	KAWASAKI	SORRISO	PEDRÃO MOTOS E TENDAS
4	21	JEAN BACH	IMP INTER	1:01.393	2.163	YAMAHA	CAMPO NOVO DO PARECÍ	ARILDO MOTOS-REAL AUTO POSTO CASTELI
5	101	FABIANO MILANI	IMP INTER	1:01.465	2.235	YAMAHA	SÃO JOSÉ DO RIO CLARO	CHICÃO MX SCHOLL
6	22	JOSÉ VAGNER	IMP INTER	1:01.775	2.545	HONDA	CMAPO NOVO DO PARECÍ	TORNEARIA CAMPO NOVO-ARILDO MOTOS
7	299	BRUNO SANTOS	IMP INEC-INTER	1:02.743	3.513	HONDA	DIAMANTINO	MULTICAR REFERÊNCIA-NEWTECH-ZAGONEL
8	34	MATEUS GIORDANI	IMP INEC	1:03.932	4.702	KTM	LUCAS DO RIO VERDE	VIVEIRO SEMPRE VERDE-AMERICA RACING
9	91	NIEDSON DA SILVA	IMP INEC-INTER	1:05.738	6.508	KTM	DIAMANTINO	HIDRÁULICA LEAL
10	118	JOVANI BROCH	IMP INEC	1:11.749	12.519	HONDA	LUCAS DO RIO VERDE	
11	2	DOUGLAS KNORST	IMP INEC	1:11.868	12.638	HONDA	NOVA MOTUM	

Cronometragem: MARCOS A. MANCINI - Diretor de Prova: JOCEMIR ZAMBONI

Orbits





Local:
São José do Rio Claro - MT
30 E 31 DE JULHO
2022



MX LEMAMT - 1a Etapa

IMPORTADA MX 250

S. J. do Rio Claro/MT 0,950 Km

CORRIDA

31/07/2022 15:30

Corrida iniciado em 16:17:50

Lap	Lap Tm	Diff	Time of Day	Lap	Lap Tm	Diff	Time of Day	Lap	Lap Tm	Diff	Time of Day
(174) ALEXANDRE GALDINO				2	1:05.285	+1.953	16:20:48.347				
1	58.750	+1.547	16:19:30.486	3	1:06.650	+3.318	16:21:54.997				
2	57.573	+0.370	16:20:28.059	4	1:05.225	+1.893	16:23:00.222				
3	57.203		16:21:25.262	5	1:03.332		16:24:03.554				
4	1:00.236	+3.033	16:22:25.498	6	1:05.383	+2.051	16:25:08.937				
5	59.203	+2.000	16:23:24.701	7	1:05.049	+1.717	16:26:13.986				
6	59.205	+2.002	16:24:23.906	8	1:06.413	+3.081	16:27:20.399				
7	58.650	+1.447	16:25:22.556	9	1:05.384	+2.052	16:28:25.783				
8	57.936	+0.733	16:26:20.492	10	1:05.833	+2.501	16:29:31.616				
9	1:01.792	+4.589	16:27:22.284	11	1:15.307	+11.975	16:30:46.923				
10	58.999	+1.796	16:28:21.283	12	1:08.999	+5.667	16:31:55.922				
11	58.820	+1.617	16:29:20.103	13	1:12.087	+8.755	16:33:08.009				
12	1:04.025	+6.822	16:30:24.128	(51) WAGNER PESSATTO							
13	1:01.577	+4.354	16:31:25.685	1	1:06.946		16:19:45.917				
14	1:05.843	+8.640	16:32:31.528	2	1:08.572	+1.626	16:20:54.489				
(14) WILSON JUNIOR				3	1:09.693	+2.747	16:22:04.182				
1	1:02.678	+0.657	16:19:36.300	4	1:09.829	+2.883	16:23:14.011				
2	1:02.021		16:20:38.321	5	1:10.273	+3.327	16:24:24.284				
3	1:02.795	+0.774	16:21:41.116	6	1:10.277	+3.331	16:25:34.561				
4	1:02.953	+0.932	16:22:44.069	7	1:10.509	+3.563	16:26:45.070				
5	1:02.253	+0.232	16:23:46.322	8	1:11.818	+4.872	16:27:56.888				
6	1:04.422	+2.401	16:24:50.744	9	1:11.288	+4.342	16:29:08.176				
7	1:04.041	+2.020	16:25:54.785	10	1:10.628	+3.682	16:30:18.804				
8	1:04.430	+2.409	16:26:59.215	11	1:11.636	+4.690	16:31:30.440				
9	1:04.729	+2.708	16:28:03.944	12	1:11.357	+4.411	16:32:41.797				
10	1:04.572	+2.551	16:29:08.516	(118) JOVANE BROCH							
11	1:04.014	+1.993	16:30:12.530	1	1:15.834	+1.426	16:19:57.944				
12	1:04.379	+2.358	16:31:16.909	2	1:14.445	+0.037	16:21:12.389				
13	1:02.416	+0.395	16:32:19.325	3	1:16.319	+1.911	16:22:28.708				
14	1:04.291	+2.270	16:33:23.616	4	1:14.408		16:23:43.116				
(71) THIAGO DELARICA				5	1:16.138	+1.730	16:24:59.254				
1	1:02.864	+0.439	16:19:38.594	6	1:17.177	+2.769	16:26:16.431				
2	1:03.353	+0.928	16:20:41.947	7	1:18.747	+4.339	16:27:35.178				
3	1:06.866	+4.441	16:21:48.813	8	1:17.270	+2.862	16:28:52.448				
4	1:02.539	+0.114	16:22:51.352	9	1:16.225	+1.817	16:30:08.673				
5	1:03.535	+1.110	16:23:54.887	10	1:16.142	+1.734	16:31:24.815				
6	1:04.248	+1.823	16:24:59.135	11	1:15.910	+1.502	16:32:40.725				
7	1:04.143	+1.718	16:26:03.278	(27) EDUARDO ARAUJO							
8	1:04.776	+2.351	16:27:08.054	1	1:16.498	+0.401	16:20:00.634				
9	1:04.033	+1.606	16:28:12.087	2	1:16.097		16:21:16.731				
10	1:04.287	+1.862	16:29:16.374	3	1:18.623	+2.526	16:22:35.354				
11	1:03.004	+0.579	16:30:19.378	4	1:21.632	+5.535	16:23:56.986				
12	1:03.036	+0.611	16:31:22.414	5	1:22.789	+6.692	16:25:19.775				
13	1:02.425		16:32:24.839	(299) BRUNO SANTOS							
14	1:07.492	+5.067	16:33:32.331	1	1:04.224		16:19:41.017				
(101) FABIANO MILANI				2	1:06.546	+2.322	16:20:47.563				
1	1:03.568	+0.506	16:19:37.841								
2	1:03.062		16:20:40.903								
3	1:03.832	+0.770	16:21:44.735								
4	1:03.887	+0.825	16:22:48.622								
5	1:04.622	+1.560	16:23:53.244								
6	1:04.812	+1.750	16:24:58.056								
7	1:04.648	+1.586	16:26:02.704								
8	1:04.868	+1.806	16:27:07.572								
9	1:05.480	+2.418	16:28:13.052								
10	1:05.183	+2.121	16:29:18.235								
11	1:05.040	+1.978	16:30:23.275								
12	1:06.132	+3.070	16:31:29.407								
13	1:07.062	+4.000	16:32:36.469								
(21) JEAN BACH											
1	1:05.433	+2.101	16:19:43.062								

Cronometragem: MARCOS A. MANCINI - Diretor de Prova: JOCEMIR ZAMBONI

Orbits





Local:
São José do Rio Claro - MT
30 E 31 DE JULHO
2022



MX LEMAMT - 1a Etapa

Classificado por voltas

IMPORTADA MX 250

S. J. do Rio Claro/MT 0,950 Km

CORRIDA

31/07/2022 15:30

Corrida iniciado em 16:17:50

Pos	No.	Piloto	Categ	Voltas	Diff	M. Volta	Moto	Cidade	Equipe
1	174	ALEXANDRE GALDINO	IMP 250	14		57.203	KAWASAKI	VÁRZEA GRANDE	TEAM RACING MT
2	14	WILSON JUNIOR	IMP 250	14	52.088	1:02.021	KAWASAKI	SORRISO	AGROLONAS MT-JK VEÍCULOS
3	71	THIAGO DELARICA	IMP 250	14	1:00.803	1:02.425	YAMAHA	JUARA	PORTO DE AREIA DELARICA
4	101	FABIANO MILANI	IMP 250	13	1 Volta	1:03.062	YAMAHA	SÃO JOSÉ DO RIO C	CHICÃO MX SCHOLL
5	21	JEAN BACH	IMP 250	13	1 Volta	1:03.332	YAMAHA	CAMPO NOVO DO PJ	REAL AUTO POSTO-ARILDO MOTOS-CASTEL
6	51	WAGNER PESSATTO	IMP 250	12	2 Voltas	1:06.946	HONDA	NOVA MUTUM	ESPAÇO MOTO CENTER
7	118	JOVANE BROCH	IMP 250	11	3 Voltas	1:14.408	HONDA	LUCAS DO RIO VERI	

Não classificado (50% = 8 Voltas)

27	EDUARDO ARAUJO	IMP 250	5	9 Voltas	1:16.097	HONDA	PORTO DOS GAÚCHI	SOYAGRO INSUMOS AGRÍCOLAS
299	BRUNO SANTOS	IMP 250	2	12 Voltas	1:04.224	HONDA	DIAMANTINO	MULTICAR REFERÊNCIA-NEWTECH-ZAGONE
78	FÁBIO BOFFETE	IMP 250		14 Voltas		HONDA	PARANAITA	PREFEITURA DE PARANAITA

Margin of Victory

Avg. Speed

Best Lap Tm

Best Speed

Best Lap by

52.088

54,354

57.203

59,787

174 - ALEXANDRE GALDINO

Cronometragem: MARCOS A. MANCINI - Diretor de Prova: JOCEMIR ZAMBONI

Orbits





Local:
São José do Rio Claro - MT
30 E 31 DE JULHO
2022



MX LEMAMT - 1a Etapa

IMPORTADA MX 250

S. J. do Rio Claro/MT 0,950 Km

WARM-UP

31/07/2022 10:40

Qualificação iniciado em 10:59:22

Lap	Lap Tm	Diff	Time of Day
(174) ALEXANDRE GALDINO			
1	1:08.741	+15.611	11:01:13.558
2	58.027	+4.897	11:02:11.585
3	55.466	+2.336	11:03:07.051
4	1:07.890	+14.760	11:04:14.941
5	55.556	+2.426	11:05:10.497
6	56.028	+2.898	11:06:06.525
7	54.476	+1.346	11:07:01.001
8	59.052	+5.922	11:08:00.053
9	53.294	+0.164	11:08:53.347
10	53.130		11:09:46.477

(14) WILSON JUNIOR			
1	1:02.171	+2.979	11:00:53.527
2	59.991	+0.799	11:01:53.518
3	1:00.817	+1.625	11:02:54.335
4	1:03.191	+3.999	11:03:57.526
5	1:11.786	+12.594	11:05:09.312
6	1:03.974	+4.782	11:06:13.286
7	1:01.957	+2.765	11:07:15.243
8	59.192		11:08:14.435
9	1:24.017	+24.825	11:09:38.452
10	59.285	+0.093	11:10:37.737

(71) THIAGO DELARICA			
1	1:10.411	+11.187	11:01:16.530
2	1:00.930	+1.706	11:02:17.460
3	59.756	+0.532	11:03:17.216
4	2:04.048	+1:04.824	11:05:21.264
5	1:00.333	+1.109	11:06:21.597
6	1:00.759	+1.535	11:07:22.356
7	1:00.560	+1.336	11:08:22.916
8	45.396	-13.828	11:09:08.312
9	59.224		11:10:07.536

(101) FABIANO MILANI			
1	1:00.661		11:01:03.433
2	1:00.702	+0.041	11:02:04.135
3	1:01.969	+1.308	11:03:06.104
4	1:02.216	+1.555	11:04:08.320
5	1:02.986	+2.325	11:05:11.306

(21) JEAN BACH			
1	1:07.214	+4.825	11:00:57.975
2	1:05.079	+2.690	11:02:03.054
3	1:02.412	+0.023	11:03:05.466
4	1:04.020	+1.631	11:04:09.486
5	1:02.389		11:05:11.875

(51) WAGNER PESSATTO			
1	1:08.002	+1.888	11:01:01.061
2	1:07.038	+0.924	11:02:08.099
3	1:06.841	+0.727	11:03:14.940
4	1:06.114		11:04:21.054
5	1:06.833	+0.719	11:05:27.887
6	1:06.381	+0.267	11:06:34.268
7	1:06.881	+0.767	11:07:41.149
8	1:07.533	+1.419	11:08:48.682
9	1:11.851	+5.737	11:10:00.533

(118) JOVANE BROCH			
1	1:10.882	+0.696	11:01:09.694
2	1:11.891	+1.705	11:02:21.585
3	1:10.186		11:03:31.771
4	1:10.259	+0.073	11:04:42.030

Lap	Lap Tm	Diff	Time of Day
5	1:11.931	+1.745	11:05:53.961
6	1:16.227	+6.041	11:07:10.188
(27) EDUARDO ARAUJO			
1	1:16.819	+0.497	11:01:24.494
2	1:16.322		11:02:40.816
3	1:16.714	+0.392	11:03:57.530
4	1:22.135	+5.813	11:05:19.665
5	1:21.938	+5.616	11:06:41.603

Cronometragem: MARCOS A. MANCINI - Diretor de Prova: JOCEMIR ZAMBONI

Orbits





Local:
São José do Rio Claro - MT
30 E 31 DE JULHO
2022



MX LEMAMT - 1a Etapa

Classificado pela melhor volta

IMPORTADA MX 250

S. J. do Rio Claro/MT 0,950 Km

WARM-UP

31/07/2022 10:40

Qualificação iniciado em 10:59:22

Pos	No.	Piloto	Categ	M. Tempo	Diff	Moto	Cidade	Equipe
1	174	ALEXANDRE GALDINO	IMP 250	53.130		KAWASAKI	VÁRZEA GRANDE	TEAM RACING MT
2	14	WILSON JUNIOR	IMP 250	59.192	6.062	KAWASAKI	SORRISO	AGROLONAS MT-JK VEÍCULOS
3	71	THIAGO DELARICA	IMP 250	59.224	6.094	YAMAHA	JUARA	PORTO DE AREIA DELARICA
4	101	FABIANO MILANI	IMP 250	1:00.661	7.531	YAMAHA	SÃO JOSÉ DO RIO CLARO	CHICÃO MX SCHOLL
5	21	JEAN BACH	IMP 250	1:02.389	9.259	YAMAHA	CAMPO NOVO DO PARECÍ	REAL AUTO POSTO-ARILDO MOTOS-CASTELI
6	51	WAGNER PESSATTO	IMP 250	1:06.114	12.984	HONDA	NOVA MUTUM	ESPAÇO MOTO CENTER
7	118	JOVANE BROCH	IMP 250	1:10.186	17.056	HONDA	LUCAS DO RIO VERDE	
8	27	EDUARDO ARAUJO	IMP 250	1:16.322	23.192	HONDA	PORTO DOS GAÚCHOS	SOYAGRO INSUMOS AGRÍCOLAS

Cronometragem: MARCOS A. MANCINI - Diretor de Prova: JOCEMIR ZAMBONI

Orbits





Local:
São José do Rio Claro - MT
30 E 31 DE JULHO
2022



MX LEMAMT - 1a Etapa

IMPORTADA MX1

S. J. do Rio Claro/MT 0,950 Km

CORRIDA

31/07/2022 16:30

Corrida iniciado em 17:10:41

Lap	Lap Tm	Diff	Time of Day
(174) ALEXANDRE GALDINO			
1	57.978	+1.293	17:12:19.082
2	57.195	+0.510	17:13:16.277
3	56.961	+0.276	17:14:13.238
4	57.287	+0.602	17:15:10.525
5	56.751	+0.066	17:16:07.276
6	56.935	+0.250	17:17:04.211
7	58.726	+2.041	17:18:02.937
8	59.245	+2.560	17:19:02.182
9	57.845	+1.160	17:20:00.027
10	56.685		17:20:56.712
11	58.046	+1.361	17:21:54.758
12	58.291	+1.606	17:22:53.049
13	59.006	+2.321	17:23:52.055
14	59.400	+2.715	17:24:51.455
15	58.614	+1.929	17:25:50.069
16	1:08.310	+11.625	17:26:58.379

Lap	Lap Tm	Diff	Time of Day
(2) MARCOS ALEXANDRE			
1	58.790	+0.803	17:12:22.907
2	57.987		17:13:20.894
3	59.097	+1.110	17:14:19.991
4	58.804	+0.817	17:15:18.795
5	59.782	+1.795	17:16:18.577
6	59.806	+1.819	17:17:18.383
7	1:00.140	+2.153	17:18:18.523
8	1:00.000	+2.013	17:19:18.523
9	1:01.546	+3.559	17:20:20.069
10	1:00.716	+2.729	17:21:20.785
11	59.502	+1.515	17:22:20.287
12	1:01.452	+3.465	17:23:21.739
13	59.988	+2.001	17:24:21.727
14	1:00.888	+2.901	17:25:22.615
15	1:00.206	+2.219	17:26:22.821
16	1:02.587	+4.600	17:27:25.408

Lap	Lap Tm	Diff	Time of Day
(70) THIAGO DELARICA			
1	1:02.067	+1.295	17:12:26.658
2	1:01.295	+0.523	17:13:27.953
3	1:02.336	+1.564	17:14:30.289
4	1:01.390	+0.618	17:15:31.679
5	1:01.786	+1.014	17:16:33.465
6	1:00.772		17:17:34.237
7	1:01.025	+0.253	17:18:35.262
8	1:01.131	+0.359	17:19:36.393
9	1:01.659	+0.887	17:20:38.052
10	1:01.312	+0.540	17:21:39.364
11	1:01.626	+0.854	17:22:40.990
12	1:03.013	+2.241	17:23:44.003
13	1:02.786	+2.014	17:24:46.789
14	1:02.211	+1.439	17:25:49.000
15	1:03.092	+2.320	17:26:52.092
16	1:03.826	+3.054	17:27:55.918

Lap	Lap Tm	Diff	Time of Day
(457) EDUARDO RODRIGUES			
1	1:01.910	+0.547	17:12:27.737
2	1:01.400	+0.037	17:13:29.137
3	1:01.363		17:14:30.500
4	1:02.458	+1.095	17:15:32.958
5	1:01.743	+0.380	17:16:34.701
6	1:01.697	+0.334	17:17:36.398
7	1:01.626	+0.263	17:18:38.024
8	1:02.215	+0.852	17:19:40.239
9	1:02.080	+0.717	17:20:42.319
10	1:02.462	+1.099	17:21:44.781

Lap	Lap Tm	Diff	Time of Day
11	1:02.234	+0.871	17:22:47.015
12	1:02.673	+1.310	17:23:49.688
13	1:03.424	+2.061	17:24:53.112
14	1:03.125	+1.762	17:25:56.237
15	1:03.477	+2.114	17:26:59.714

Lap	Lap Tm	Diff	Time of Day
(14) WILSON JUNIOR			
1	1:06.034	+2.411	17:12:33.626
2	1:04.264	+0.641	17:13:37.890
3	1:04.814	+1.191	17:14:42.704
4	1:04.302	+0.679	17:15:47.006
5	1:03.623		17:16:50.629
6	1:06.559	+2.936	17:17:57.188
7	1:04.681	+1.058	17:19:01.869
8	1:03.919	+0.296	17:20:05.788
9	1:05.779	+2.156	17:21:11.567
10	1:05.054	+1.431	17:22:16.621
11	1:04.652	+1.029	17:23:21.273
12	1:05.748	+2.125	17:24:27.021
13	1:04.908	+1.285	17:25:31.929
14	1:06.434	+2.811	17:26:38.363
15	1:04.376	+0.753	17:27:42.739

Lap	Lap Tm	Diff	Time of Day
(22) JOSÉ VAGNER			
1	1:05.322	+0.917	17:12:32.069
2	1:04.476	+0.071	17:13:36.545
3	1:04.414	+0.009	17:14:40.959
4	1:04.529	+0.124	17:15:45.488
5	1:04.770	+0.365	17:16:50.258
6	1:05.596	+1.191	17:17:55.854
7	1:06.989	+2.584	17:19:02.843
8	1:05.429	+1.024	17:20:08.272
9	1:05.574	+1.169	17:21:13.846
10	1:04.852	+0.447	17:22:18.698
11	1:05.947	+1.542	17:23:24.645
12	1:05.072	+0.667	17:24:29.717
13	1:05.373	+0.968	17:25:35.090
14	1:04.425	+0.020	17:26:39.515
15	1:04.405		17:27:43.920

Lap	Lap Tm	Diff	Time of Day
(34) GIORDANI			
1	1:08.881	+3.426	17:12:38.943
2	1:06.140	+0.685	17:13:45.083
3	1:05.643	+0.188	17:14:50.726
4	1:05.455		17:15:56.181
5	1:06.480	+1.025	17:17:02.661
6	1:07.375	+1.920	17:18:10.036
7	1:06.512	+1.057	17:19:16.548
8	1:07.599	+2.144	17:20:24.147
9	1:07.070	+1.615	17:21:31.217
10	1:06.348	+0.893	17:22:37.565
11	1:10.178	+4.723	17:23:47.743
12	1:11.599	+6.144	17:24:59.342
13	1:06.129	+0.674	17:26:05.471
14	1:06.103	+0.648	17:27:11.574

Lap	Lap Tm	Diff	Time of Day
(21) JEAN BACH			
1	1:02.673		17:12:26.486
2	1:05.533	+2.860	17:13:32.019
3	1:17.136	+14.463	17:14:49.155
4	1:05.964	+3.291	17:15:55.119
5	1:06.964	+4.291	17:17:02.083
6	1:05.902	+3.229	17:18:07.985
7	1:06.313	+3.640	17:19:14.298
8	1:05.687	+3.014	17:20:19.985
9	1:06.998	+4.325	17:21:26.983

Cronometragem: MARCOS A. MANCINI - Diretor de Prova: JOCEMIR ZAMBONI

Orbits



66 3566 5242



Local:
São José do Rio Claro - MT
30 E 31 DE JULHO
2022



MX LEMAMT - 1a Etapa

Classificado por voltas

IMPORTADA MX1

S. J. do Rio Claro/MT 0,950 Km

CORRIDA

31/07/2022 16:30

Corrida iniciado em 17:10:41

Pos	No.	Piloto	Categ	Voltas	Diff	M. Volta	Moto	Cidade	Equipe
1	174	ALEXANDRE GALDINO	IMP MX1	16		56.685	KAWASAKI	VÁRZEA GRANDE	TEAM RACING MT
2	2	MARCOS ALEXANDRE	IMP MX1	16	27.029	57.987	KAWASAKI	SINOP	VER. PELEZINHO-TEAM RACING MT-RM MOT
3	70	THIAGO DELARICA	IMP MX1	16	57.539	1:00.772	YAMAHA	JUARA	PORTO DE AREIA DELARICA
4	457	EDUARDO RODRIGUES	IMP MX1	15	1 Volta	1:01.363	YAMAHA	JUARA	SANTA CRUZ RENTAL
5	14	WILSON JUNIOR	IMP MX1	15	1 Volta	1:03.623	KAWASAKI	SORRISO	AGROLONAS-JK VEÍCULOS
6	22	JOSÉ VAGNER	IMP MX1	15	1 Volta	1:04.405	HONDA	CAMPO NOVO DO PJ	TORNEARIA CAMPO NOVO
7	34	GIORDANI	IMP MX1	14	2 Voltas	1:05.455	KTM	LUCAS DO RIO VWE	
8	21	JEAN BACH	IMP MX1	14	2 Voltas	1:02.673	YAMAHA	CAMPO NOVO DO PJ	ARILDO MOTOS-REAL AUTO POSTO CASTEL

Não classificado (50% = 8 Voltas)

91 NIEDSON IMP MX1 4 12 Voltas 1:09.429 KTM DIAMANTINO

Margin of Victory	Avg. Speed	Best Lap Tm	Best Speed	Best Lap by
27.029	56,011	56.685	60,333	174 - ALEXANDRE GALDINO

Cronometragem: MARCOS A. MANCINI - Diretor de Prova: JOCEMIR ZAMBONI

Orbits





Local:
São José do Rio Claro - MT
30 E 31 DE JULHO
2022



MX LEMAMT - 1a Etapa

IMPORTADA MX1

S. J. do Rio Claro/MT 0,950 Km

WARM-UP

31/07/2022 11:20

Qualificação iniciado em 11:32:11

Lap	Lap Tm	Diff	Time of Day
(174) ALEXANDRE GALDINO			
1	1:07.150	+14.093	11:34:29.033
2	53.990	+0.933	11:35:23.023
3	54.132	+1.075	11:36:17.155
4	1:07.954	+14.897	11:37:25.109
5	53.339	+0.282	11:38:18.448
6	54.984	+1.927	11:39:13.432
7	1:01.294	+8.237	11:40:14.726
8	53.057		11:41:07.783
9	54.215	+1.158	11:42:01.998
(2) MARCOS ALEXANDRE			
1	55.433	+1.603	11:33:38.677
2	54.744	+0.914	11:34:33.421
3	54.714	+0.884	11:35:28.135
4	54.159	+0.329	11:36:22.294
5	57.697	+3.867	11:37:19.991
6	1:01.855	+8.025	11:38:21.846
7	1:04.549	+10.719	11:39:26.395
8	54.114	+0.284	11:40:20.509
9	1:05.273	+11.443	11:41:25.782
10	53.830		11:42:19.612
(70) THIAGO DELARICA			
1	57.995	+0.801	11:33:42.803
2	57.194		11:34:39.997
3	4:02.065	+3:04.871	11:38:42.062
4	1:13.714	+16.520	11:39:55.776
5	58.750	+1.556	11:40:54.526
(457) EDUARDO RODRIGUES			
1	58.180	+0.266	11:34:22.249
2	57.914		11:35:20.163
3	2:05.653	+1:07.739	11:37:25.816
4	1:04.066	+6.152	11:38:29.882
5	1:04.402	+6.488	11:39:34.284
6	58.146	+0.232	11:40:32.430
7	58.229	+0.315	11:41:30.659
(14) WILSON JUNIOR			
1	1:07.238	+7.648	11:34:36.432
2	1:10.609	+11.019	11:35:47.041
3	59.668	+0.078	11:36:46.709
4	59.590		11:37:46.299
5	59.901	+0.311	11:38:46.200
6	1:25.916	+26.326	11:40:12.116
7	1:29.126	+29.536	11:41:41.242
(21) JEAN BACH			
1	1:01.715	+0.411	11:33:53.276
2	1:01.304		11:34:54.580
3	1:02.096	+0.792	11:35:56.676
4	1:03.992	+2.688	11:37:00.668
5	1:02.104	+0.800	11:38:02.772
(22) JOSÉ VAGNER			
1	1:01.866		11:33:50.674
2	1:02.071	+0.205	11:34:52.745
3	1:03.378	+1.512	11:35:56.123
4	1:07.016	+5.150	11:37:03.139
5	1:07.711	+5.845	11:38:10.850
6	1:40.902	+39.036	11:39:51.752
(34) GIORDANI			
1	1:03.828	+1.183	11:34:09.715

Lap	Lap Tm	Diff	Time of Day
2	1:02.645		11:35:12.360
3	1:02.767	+0.122	11:36:15.127
4	1:07.391	+4.746	11:37:22.518
5	1:11.877	+9.232	11:38:34.395
6	1:08.158	+5.513	11:39:42.553
7	1:07.207	+4.562	11:40:49.760
(52) JUAREZ RIBEIRO			
1	1:06.800	+3.745	11:33:58.996
2	1:03.425	+0.370	11:35:02.421
3	1:03.108	+0.053	11:36:05.529
4	1:03.055		11:37:08.584
5	1:03.267	+0.212	11:38:11.851
6	1:48.882	+45.827	11:40:00.733
(6) ADRIANO SOARES			
1	1:04.872	+1.629	11:34:00.433
2	1:03.243		11:35:03.676
3	1:03.335	+0.092	11:36:07.011
4	1:03.519	+0.276	11:37:10.530
5	1:22.049	+18.806	11:38:32.579
6	1:05.556	+2.313	11:39:38.135
7	1:17.658	+14.415	11:40:55.793
8	1:18.608	+15.365	11:42:14.401

Cronometragem: MARCOS A. MANCINI - Diretor de Prova: JOCEMIR ZAMBONI

Orbits





Local:
São José do Rio Claro - MT
30 E 31 DE JULHO
2022



MX LEMAMT - 1a Etapa

Classificado pela melhor volta

IMPORTADA MX1

S. J. do Rio Claro/MT 0,950 Km

WARM-UP

31/07/2022 11:20

Qualificação iniciado em 11:32:11

Pos	No.	Piloto	Categ	M. Tempo	Diff	Moto	Cidade	Equipe
1	174	ALEXANDRE GALDINO	IMP MX1	53.057		KAWASAKI	VÁRZEA GRANDE	TEAM RACING MT
2	2	MARCOS ALEXANDRE	IMP MX1	53.830	0.773	KAWASAKI	SINOP	VER., PELEZINHO-TEAM RACING MT-RN MOTO
3	70	THIAGO DELARICA	IMP MX1	57.194	4.137	YAMAHA	JUARA	PORTO DE AREIA DELARICA
4	457	EDUARDO RODRIGUES	IMP MX1	57.914	4.857	YAMAHA	JUARA	SANTA CRUZ RENTAL
5	14	WILSON JUNIOR	IMP MX1	59.590	6.533	KAWASAKI	SORRISO	AGROLONAS-JK VEÍCULOS
6	21	JEAN BACH	IMP MX1	1:01.304	8.247	YAMAHA	CAMPO NOVO DO PARECÍ	ARILDO MOTOS-REAL AUTO POSTO CASTELI
7	22	JOSÉ VAGNER	IMP MX1	1:01.866	8.809	HONDA	CAMPO NOVO DO PARECÍ	TORNEARIA CAMPO NOVO
8	34	GIORDANI	IMP MX1	1:02.645	9.588	KTM	LUCAS DO RIO VWERDE	
9	52	JUAREZ RIBEIRO	IMP MX1	1:03.055	9.998	YAMAHA	LUCAS DO RIO VERDE	AMERICA MOTOS
10	6	ADRIANO SOARES	IMP MX1	1:03.243	10.186	HONDA	CAMPO VERDE	

Cronometragem: MARCOS A. MANCINI - Diretor de Prova: JOCEMIR ZAMBONI

Orbits



MX LEMAMT - 1a Etapa

IMPORTADA MX3 / MX4 / MX4 LIGHT

S. J. do Rio Claro/MT 0,950 Km

CORRIDA

31/07/2022 13:30

Corrida iniciado em 13:44:49

Lap	Lap Tm	Diff	Time of Day
(457) EDUARDO RODRIGUES			
1	1:01.553	+0.801	13:46:32.429
2	1:01.744	+0.992	13:47:34.173
3	1:00.752		13:48:34.925
4	1:01.994	+1.242	13:49:36.919
5	1:03.764	+3.012	13:50:40.683
6	1:02.533	+1.781	13:51:43.216
7	1:01.432	+0.680	13:52:44.648
8	1:00.778	+0.026	13:53:45.426
9	1:01.146	+0.394	13:54:46.572
10	1:01.972	+1.220	13:55:48.544
11	1:03.212	+2.460	13:56:51.756
12	1:03.107	+2.355	13:57:54.863
13	1:04.686	+3.934	13:58:59.549
(171) PETERSON PFEIFER			
1	1:03.069	+1.918	13:46:36.420
2	1:02.130	+0.979	13:47:38.550
3	1:02.625	+1.474	13:48:41.175
4	1:01.817	+0.666	13:49:42.992
5	1:03.078	+1.927	13:50:46.070
6	1:01.178	+0.027	13:51:47.248
7	1:01.151		13:52:48.399
8	1:01.378	+0.227	13:53:49.777
9	1:01.499	+0.348	13:54:51.276
10	1:03.646	+2.495	13:55:54.922
11	1:02.956	+1.805	13:56:57.878
12	1:04.168	+3.017	13:58:02.046
13	1:02.558	+1.407	13:59:04.604
(110) ROGÉRIO ORNAGHI			
1	1:03.262	+2.317	13:46:37.691
2	1:02.071	+1.126	13:47:39.762
3	1:02.241	+1.296	13:48:42.003
4	1:02.042	+1.097	13:49:44.045
5	1:02.567	+1.622	13:50:46.612
6	1:01.579	+0.634	13:51:48.191
7	1:00.945		13:52:49.136
8	1:01.901	+0.956	13:53:51.037
9	1:02.385	+1.440	13:54:53.422
10	1:02.935	+1.990	13:55:56.357
11	1:02.115	+1.170	13:56:58.472
12	1:03.708	+2.763	13:58:02.180
13	1:02.501	+1.556	13:59:04.681
(22) JOSÉ VAGNER			
1	1:04.638	+1.865	13:46:37.116
2	1:05.203	+2.430	13:47:42.319
3	1:04.345	+1.572	13:48:46.664
4	1:02.818	+0.045	13:49:49.482
5	1:02.773		13:50:52.255
6	1:04.362	+1.589	13:51:56.617
7	1:05.989	+3.216	13:53:02.606
8	1:02.777	+0.004	13:54:05.383
9	1:03.901	+1.128	13:55:09.284
10	1:03.564	+0.791	13:56:12.848
11	1:04.860	+2.087	13:57:17.708
12	1:03.976	+1.203	13:58:21.684
13	1:05.089	+2.316	13:59:26.773
(52) JUAREZ RIBEIRO			
1	1:03.587	+0.572	13:46:39.753
2	1:03.872	+0.857	13:47:43.625
3	1:03.469	+0.454	13:48:47.094
4	1:03.181	+0.166	13:49:50.275

Lap	Lap Tm	Diff	Time of Day
5	1:03.657	+0.642	13:50:53.932
6	1:06.248	+3.233	13:52:00.180
7	1:03.015		13:53:03.195
8	1:05.105	+2.090	13:54:08.300
9	1:03.594	+0.579	13:55:11.894
10	1:03.523	+0.508	13:56:15.417
11	1:03.603	+0.588	13:57:19.020
12	1:04.712	+1.697	13:58:23.732
13	1:06.706	+3.691	13:59:30.438
(6) ADRIANO SOARES			
1	1:04.713	+2.797	13:46:42.318
2	1:05.778	+3.862	13:47:48.096
3	1:05.527	+3.611	13:48:53.623
4	1:02.116	+0.200	13:49:55.739
5	1:01.916		13:50:57.655
6	1:03.658	+1.742	13:52:01.313
7	1:03.499	+1.583	13:53:04.812
8	1:05.843	+3.927	13:54:10.655
9	1:03.446	+1.530	13:55:14.101
10	1:04.324	+2.408	13:56:18.425
11	1:06.776	+4.860	13:57:25.201
12	1:05.515	+3.599	13:58:30.716
13	1:04.731	+2.815	13:59:35.447
(71) WAGNER DELARICA			
1	1:07.231	+4.329	13:46:47.802
2	1:03.851	+0.949	13:47:51.653
3	1:04.164	+1.262	13:48:55.817
4	1:03.220	+0.318	13:49:59.037
5	1:02.902		13:51:01.939
6	1:04.161	+1.259	13:52:06.100
7	1:05.242	+2.340	13:53:11.342
8	1:04.554	+1.652	13:54:15.896
9	1:04.422	+1.520	13:55:20.318
10	1:04.645	+1.743	13:56:24.963
11	1:05.172	+2.270	13:57:30.135
12	1:04.196	+1.294	13:58:34.331
13	1:03.929	+1.027	13:59:38.260
(146) EDIO RIBEIRO DIAS			
1	1:06.384	+0.772	13:46:42.052
2	1:05.612		13:47:47.664
3	1:05.844	+0.232	13:48:53.508
4	1:08.569	+2.957	13:50:02.077
5	1:08.316	+2.704	13:51:10.393
6	1:08.439	+2.827	13:52:18.832
7	1:07.470	+1.858	13:53:26.302
8	1:05.836	+0.224	13:54:32.138
9	1:08.241	+2.629	13:55:40.379
10	1:08.415	+2.803	13:56:48.794
11	1:09.442	+3.830	13:57:58.236
12	1:09.898	+4.286	13:59:08.134
(51) WAGNER PESSATTO			
1	1:06.934	+1.574	13:46:43.774
2	1:06.609	+1.249	13:47:50.383
3	1:05.360		13:48:55.743
4	1:07.502	+2.142	13:50:03.245
5	1:07.446	+2.086	13:51:10.691
6	1:06.276	+0.916	13:52:16.967
7	1:08.185	+2.825	13:53:25.152
8	1:08.558	+3.198	13:54:33.710
9	1:09.816	+4.456	13:55:43.526
10	1:08.936	+3.576	13:56:52.462
11	1:09.835	+4.475	13:58:02.297

Lap	Lap Tm	Diff	Time of Day
12	1:10.789	+5.429	13:59:13.086
(111) JEREBÁ			
1	1:05.840	+0.344	13:47:01.634
2	1:07.046	+1.550	13:48:08.680
3	1:06.148	+0.652	13:49:14.828
4	1:05.496		13:50:20.324
5	1:06.888	+1.392	13:51:27.212
6	1:08.015	+2.519	13:52:35.227
7	1:07.275	+1.779	13:53:42.502
8	1:07.154	+1.658	13:54:49.656
9	1:07.718	+2.222	13:55:57.374
10	1:06.615	+1.119	13:57:03.989
11	1:08.937	+3.441	13:58:12.926
12	1:06.973	+1.477	13:59:19.899
(91) NUDSON DA SILVA			
1	1:06.216		13:46:44.573
2	1:07.906	+1.690	13:47:52.479
3	1:07.540	+1.324	13:49:00.019
4	1:07.805	+1.589	13:50:07.824
5	1:07.392	+1.176	13:51:15.216
6	1:07.023	+0.807	13:52:22.239
7	1:09.059	+2.843	13:53:31.298
8	1:10.084	+3.868	13:54:41.382
9	1:10.649	+4.433	13:55:52.031
10	1:11.841	+5.625	13:57:03.872
11	1:12.211	+5.995	13:58:16.083
12	1:10.399	+4.183	13:59:26.482
(78) FÁBIO BOFFETE			
1	1:23.764	+14.860	13:47:04.182
2	1:17.225	+8.321	13:48:21.407
3	1:10.180	+1.276	13:49:31.587
4	1:08.904		13:50:40.491
5	1:10.851	+1.947	13:51:51.342
6	1:12.351	+3.447	13:53:03.693
7	1:13.891	+4.987	13:54:17.584
8	1:10.343	+1.439	13:55:27.927
9	1:11.261	+2.357	13:56:39.188
10	1:10.752	+1.848	13:57:49.940
11	1:12.852	+3.948	13:59:02.792
(118) JOVANE BROCH			
1	1:35.181	+25.624	13:47:15.001
2	1:11.809	+2.252	13:48:26.810
3	1:09.557		13:49:36.367
4	1:11.963	+2.406	13:50:48.330
5	1:12.736	+3.179	13:52:01.066
6	1:12.119	+2.562	13:53:13.185
7	1:11.264	+1.707	13:54:24.449
8	1:14.329	+4.772	13:55:38.778
9	1:12.365	+2.808	13:56:51.143
10	1:14.606	+5.049	13:58:05.749
11	1:12.335	+2.778	13:59:18.084
(27) EDUARDO ARAÚJO			
1	1:15.542	+0.867	13:46:58.586
2	1:17.016	+2.341	13:48:15.602
3	1:14.675		13:49:30.277
4	1:18.990	+4.315	13:50:49.267
5	1:17.042	+2.367	13:52:06.309
6	1:18.679	+4.004	13:53:24.988
7	1:20.044	+5.369	13:54:45.032
8	1:19.780	+5.105	13:56:04.812
9	1:19.508	+4.833	13:57:24.320

Cronometragem: MARCOS A. MANCINI - Diretor de Prova: JOCEMIR ZAMBONI

Orbits



Local:
São José do Rio Claro - MT
30 E 31 DE JULHO
2022



MX LEMAMT - 1a Etapa

IMPORTADA MX3 / MX4 / MX4 LIGHT

S. J. do Rio Claro/MT 0,950 Km

CORRIDA

31/07/2022 13:30

Corrida iniciado em 13:44:49

Lap	Lap Tm	Diff	Time of Day
10	1:19.695	+5.020	13:58:44.015
11	1:19.025	+4.350	14:00:03.040

Lap	Lap Tm	Diff	Time of Day
-----	--------	------	-------------

Lap	Lap Tm	Diff	Time of Day
-----	--------	------	-------------

Cronometragem: MARCOS A. MANCINI - Diretor de Prova: JOCEMIR ZAMBONI

Orbits





Local:
São José do Rio Claro - MT
30 E 31 DE JULHO
2022



MX LEMAMT - 1a Etapa

Classificado por voltas

IMPORTADA MX3 / MX4 / MX4 LIGHT

S. J. do Rio Claro/MT 0,950 Km

CORRIDA

31/07/2022 13:30

Corrida iniciado em 13:44:49

Pos	No.	Piloto	Categ	Voltas	Diff	M. Volta	Moto	Cidade	Equipe
1	457	EDUARDO RODRIGUES	MX3	13		1:00.752	YAMAHA	JUARA	SANTA CRUZ RENTAL
2	171	PETERSON PFEIFER	MX3-MX4	13	5.055	1:01.151	KAWASAKI	SORRISO	PEDRÃO MOTOS E TENDAS
3	110	ROGÉRIO ORNAGHI	MX3-MX4	13	5.132	1:00.945	YAMAHA	SINOP	RODOMOLAS AUTO PEÇAS-VOLTRUKS MEC
4	22	JOSÉ VAGNER	MX3-MX4	13	27.224	1:02.773	HONDA	CAMPO NOVO DO PJ	TORNEARIA CAMPO NOVO
5	52	JUAREZ RIBEIRO	MX3-MX4	13	30.889	1:03.015	YAMAHA	LUCAS DO RIO VERI	AMERICA RACING
6	6	ADRIANO SOARES	MX3	13	35.898	1:01.916	HONDA	CAMPO VERDE	GRUPO ROTA OESTE SCANIA JOHN DEER-SE
7	71	WAGNER DELARICA	MX3-MX4	13	38.711	1:02.902	YAMAHA	JUARA	PORTO DE AREIA DELARICA
8	146	EDIO RIBEIRO DIAS	MX4 -LIGHT	12	1 Volta	1:05.612	HONDA	SÃO JOSÉ DO RIO C	MADPRO-JEAN KERCOFF-AUTO ESCOLA MIR
9	51	WAGNER PESSATTO	MX4 -LIGHT	12	1 Volta	1:05.360	HONDA	NOVA MUTUM	ESPAÇO MOTO CENTER
10	111	JEREBA	MX4 -LIGHT	12	1 Volta	1:05.496	KAWASAKI	JUARA	BORRACHARIA DO JEREBA-COMAGRAN-TRA
11	91	NUDSON DA SILVA	MX3	12	1 Volta	1:06.216	KTM	DIMANTINO	HIDRÁULICA LEAL
12	78	FÁBIO BOFFETE	MX3-MX4 -LIGH	11	2 Voltas	1:08.904	HONDA	PARANAITA	PREFEITURA DE PARANAITA
13	118	JOVANE BROCH	LIGHT	11	2 Voltas	1:09.557	HONDA	LUCAS DO RIO VERI	
14	27	EDUARDO ARAÚJO	MX3-MX4 -LIGH	11	2 Voltas	1:14.675	YAMAHA	PORTO DOS GAÚCH	SOYAAGRO INSUMOS AGRÍCOLA

Margin of Victory

Avg. Speed

Best Lap Tm

Best Speed

Best Lap by

5.055

52,289

1:00.752

56,294

457 - EDUARDO RODRIGUES

Cronometragem: MARCOS A. MANCINI - Diretor de Prova: JOCEMIR ZAMBONI

Orbits





Local:
São José do Rio Claro - MT
30 E 31 DE JULHO
2022



MX LEMAMT - 1a Etapa

IMPORTADA MX3 / MX4 / MX4 LIGHT

S. J. do Rio Claro/MT 0,950 Km


WARM-UP

31/07/2022 09:20

Qualificação iniciado em 10:00:01

Lap	Lap Tm	Diff	Time of Day
(457) EDUARDO RODRIGUES			
1	1:04.238	+5.761	10:01:56.970
2	59.997	+1.520	10:02:56.967
3	1:02.786	+4.309	10:03:59.753
4	3:26.694	+2:28.217	10:07:26.447
5	1:12.521	+14.044	10:08:38.968
6	58.477		10:09:37.445
7	1:00.834	+2.357	10:10:38.279
(71) WAGNER DELARICA			
1	1:19.154	+16.657	10:02:12.488
2	1:03.474	+0.977	10:03:15.962
3	1:05.066	+2.569	10:04:21.028
4	1:04.889	+2.392	10:05:25.917
5	2:01.113	+58.616	10:07:27.030
6	1:05.042	+2.545	10:08:32.072
7	1:17.868	+15.371	10:09:49.940
8	1:02.497		10:10:52.437
(171) PETERSON PFEIFER			
1	1:13.543	+10.799	10:02:04.640
2	1:07.609	+4.865	10:03:12.249
3	1:08.070	+5.326	10:04:20.319
4	1:09.069	+6.325	10:05:29.388
5	1:05.688	+2.944	10:06:35.076
6	1:05.800	+3.056	10:07:40.876
7	1:03.647	+0.903	10:08:44.523
8	1:02.744		10:09:47.267
9	1:02.965	+0.221	10:10:50.232
(22) JOSÉ VAGNER			
1	1:08.067	+5.010	10:02:00.184
2	1:04.195	+1.138	10:03:04.379
3	1:15.732	+12.675	10:04:20.111
4	1:05.088	+2.031	10:05:25.199
5	1:04.344	+1.287	10:06:29.543
6	1:05.372	+2.315	10:07:34.915
7	1:05.870	+2.813	10:08:40.785
8	1:11.432	+8.375	10:09:52.217
9	1:03.057		10:10:55.274
(110) ROGÉRIO ORNAGHI			
1	1:12.053	+8.691	10:02:23.614
2	1:05.033	+1.671	10:03:28.647
3	1:04.263	+0.901	10:04:32.910
4	1:31.465	+28.103	10:06:04.375
5	1:03.362		10:07:07.737
6	1:04.504	+1.142	10:08:12.241
7	1:04.152	+0.790	10:09:16.393
8	1:05.015	+1.653	10:10:21.408
(52) JUAREZ RIBEIRO			
1	1:13.449	+9.119	10:02:09.682
2	1:05.907	+1.577	10:03:15.589
3	1:07.507	+3.177	10:04:23.096
4	1:14.324	+9.994	10:05:37.420
5	1:06.382	+2.052	10:06:43.802
6	1:11.828	+7.498	10:07:55.630
7	1:04.330		10:08:59.960
8	2:14.894	+1:10.564	10:11:14.854
(146) EDIO RIBEIRO DIAS			
1	1:07.251	+2.332	10:02:28.342
2	1:05.614	+0.695	10:03:33.956
3	1:04.919		10:04:38.875

Lap	Lap Tm	Diff	Time of Day
4	1:07.125	+2.206	10:05:46.000
(111) JEREBÁ			
1	1:13.658	+7.771	10:02:11.478
2	1:09.446	+3.559	10:03:20.924
3	1:06.557	+0.670	10:04:27.481
4	1:21.502	+15.615	10:05:48.983
5	1:13.740	+7.853	10:07:02.723
6	1:06.929	+1.042	10:08:09.652
7	1:05.887		10:09:15.539
8	1:07.307	+1.420	10:10:22.846
(6) ADRIANO SOARES			
1	1:19.820	+12.425	10:02:32.527
2	1:12.114	+4.719	10:03:44.641
3	1:08.850	+1.455	10:04:53.491
4	1:09.956	+2.561	10:06:03.447
5	1:12.610	+5.215	10:07:16.057
6	1:10.454	+3.059	10:08:26.511
7	1:15.327	+7.932	10:09:41.838
8	1:07.395		10:10:49.233
(51) WAGNER PESSATTO			
1	1:09.758	+1.143	10:02:15.899
2	1:09.374	+0.759	10:03:25.273
3	1:08.912	+0.297	10:04:34.185
4	1:12.915	+4.300	10:05:47.100
5	1:09.739	+1.124	10:06:56.839
6	1:08.641	+0.026	10:08:05.480
7	1:08.615		10:09:14.095
8	1:10.363	+1.748	10:10:24.458
(78) FÁBIO BOFFETE			
1	1:11.388	+1.528	10:02:26.505
2	1:09.911	+0.051	10:03:36.416
3	1:10.313	+0.453	10:04:46.729
4	1:10.650	+0.790	10:05:57.379
5	1:09.860		10:07:07.239
6	1:28.809	+18.949	10:08:36.048
(91) NUDSON DA SILVA			
1	1:15.665	+5.777	10:02:20.306
2	1:10.796	+0.908	10:03:31.102
3	1:10.742	+0.854	10:04:41.844
4	1:11.861	+1.973	10:05:53.705
5	1:12.383	+2.495	10:07:06.088
6	1:09.888		10:08:15.976
7	1:12.463	+2.575	10:09:28.439
8	1:11.671	+1.783	10:10:40.110
(118) JOVANE BROCH			
1	1:12.043		10:02:55.247
2	1:17.539	+5.496	10:04:12.786
(537) CREVER ROSA			
1	1:16.554		10:02:45.700
2	1:18.042	+1.488	10:04:03.742
3	1:21.001	+4.447	10:05:24.743
4	1:24.882	+8.328	10:06:49.625
5	1:25.712	+9.158	10:08:15.337
6	1:32.531	+15.977	10:09:47.868
(27) EDUARDO ARAÚJO			
1	1:27.167	+5.538	10:02:38.880
2	1:22.138	+0.509	10:04:01.018
3	1:21.629		10:05:22.647



Cronometragem: MARCOS A. MANCINI - Diretor de Prova: JOCEMIR ZAMBONI

Orbits





Local:
São José do Rio Claro - MT
30 E 31 DE JULHO
2022



MX LEMAMT - 1a Etapa

Classificado pela melhor volta

IMPORTADA MX3 / MX4 / MX4 LIGHT

S. J. do Rio Claro/MT 0,950 Km

WARM-UP

31/07/2022 09:20

Qualificação iniciado em 10:00:01

Pos	No.	Piloto	Categ	M. Tempo	Diff	Moto	Cidade	Equipe
1	457	EDUARDO RODRIGUES	MX3	58.477		YAMAHA	JUARA	SANTA CRUZ RENTAL
2	71	WAGNER DELARICA	MX3-MX4	1:02.497	4.020	YAMAHA	JUARA	PORTO DE AREIA DELARICA
3	171	PETERSON PFEIFER	MX3-MX4	1:02.744	4.267	KAWASAKI	SORRISO	PEDRÃO MOTOS E TENDAS
4	22	JOSÉ VAGNER	MX3-MX4	1:03.057	4.580	HONDA	CAMPO NOVO DO PARECÍ	TORNEARIA CAMPO NOVO
5	110	ROGÉRIO ORNAGHI	MX3-MX4	1:03.362	4.885	YAMAHA	SINOP	RODOMOLAS AUTO PEÇAS-VOLTRUKS MECÂN
6	52	JUAREZ RIBEIRO	MX4-LIGHT	1:04.330	5.853	YAMAHA	LUCAS DO RIO VERDE	AMERICA RACING
7	146	EDIO RIBEIRO DIAS	MX4-LIGHT	1:04.919	6.442	HONDA	SÃO JOSÉ DO RIO CLARO	MAD PRO JEAN KERCOFF-AUTO ESCOLA MIRIA
8	111	JEREBA	MX4-LIGHT	1:05.887	7.410	KAWASAKI	JUARA	BORRACHARIA DO JEREBA-COMAGRAN-TRAN
9	6	ADRIANO SOARES	MX3	1:07.395	8.918	HONDA	CAMPO VERDE	GRUPO ROTA OESTE SCANIA JOHN DEER-SER
10	51	WAGNER PESSATTO	MX4-LIGHT	1:08.615	10.138	HONDA	NOVA MUTUM	ESPAÇO MOTO CENTER
11	78	FÁBIO BOFFETE	MX3-MX4-LIGHT	1:09.860	11.383	HONDA	PARANAITA	PREFEITURA DE PARANAITA
12	91	NUDSON DA SILVA	MX3	1:09.888	11.411	KTM	DIMANTINO	HIDRÁULICA LEAL
13	118	JOVANE BROCH	LIGHT	1:12.043	13.566	HONDA	LUCAS DO RIO VERDE	
14	537	CREVER ROSA	MX4-LIGHT	1:16.554	18.077	KAWASAKI	SÃO JOSÉ DO RIO CLARO	BIEL TRANSPORTES LTDA
15	27	EDUARDO ARAÚJO	MX3-MX4-LIGHT	1:21.629	23.152	YAMAHA	PORTO DOS GAÚCHOS	SOYAAGRO INSUMOS AGRÍCOLA

Cronometragem: MARCOS A. MANCINI - Diretor de Prova: JOCEMIR ZAMBONI

Orbits





Local:
São José do Rio Claro - MT
30 E 31 DE JULHO
2022



MX LEMAMT - 1a Etapa

JUVENIL / FEMININA

S. J. do Rio Claro/MT 0,950 Km

CORRIDA

31/07/2022 15:00

Corrida iniciado em 15:47:37

Lap	Lap Tm	Diff	Time of Day
(111) OTAVIO ROMERO			
1	1:15.610		15:49:42.234
2	1:16.414	+0.804	15:50:58.648
3	1:17.148	+1.538	15:52:15.796
4	1:17.810	+2.200	15:53:33.606
5	1:16.741	+1.131	15:54:50.347
6	1:16.256	+0.646	15:56:06.603
7	1:16.356	+0.746	15:57:22.959
8	1:17.630	+2.020	15:58:40.589
9	1:18.097	+2.487	15:59:58.686
(25) MATHEUS FAVALESSA			
1	1:22.100	+3.555	15:49:53.812
2	1:19.182	+0.637	15:51:12.994
3	1:19.425	+0.880	15:52:32.419
4	1:19.759	+1.214	15:53:52.178
5	1:23.560	+5.015	15:55:15.738
6	1:20.280	+1.735	15:56:36.018
7	1:24.632	+6.087	15:58:00.650
8	1:18.545		15:59:19.195
9	1:23.522	+4.977	16:00:42.717
(8) MÁRCIO GABRIEL			
1	1:22.431	+2.480	15:49:55.845
2	1:20.383	+0.432	15:51:16.228
3	1:21.868	+1.917	15:52:38.096
4	1:21.512	+1.561	15:53:59.608
5	1:21.357	+1.406	15:55:20.965
6	1:21.397	+1.446	15:56:42.362
7	1:22.708	+2.757	15:58:05.070
8	1:19.951		15:59:25.021
9	1:21.977	+2.026	16:00:46.998
(177) LAURA POLIANA			
1	1:34.420	+0.926	15:50:14.226
2	1:33.494		15:51:47.720
3	1:33.952	+0.458	15:53:21.672
4	1:35.817	+2.323	15:54:57.489
5	1:35.836	+2.342	15:56:33.325
6	1:39.090	+5.596	15:58:12.415
7	1:40.246	+6.752	15:59:52.661
8	1:34.707	+1.213	16:01:27.368
(257) JAQUELINE RICHITER			
1	1:43.959	+1.008	15:50:29.258
2	1:43.403	+0.452	15:52:12.661
3	1:46.335	+3.384	15:53:58.996
4	1:45.306	+2.355	15:55:44.302
5	1:42.951		15:57:27.253
6	1:43.154	+0.203	15:59:10.407
7	1:43.962	+1.011	16:00:54.369
(31) JAQUELINE FERREIRA			
1	1:45.102		15:50:35.709
2	1:51.026	+5.924	15:52:26.735
3	1:52.939	+7.837	15:54:19.674
4	1:52.609	+7.507	15:56:12.283
5	1:53.671	+8.569	15:58:05.954
6	1:50.391	+5.289	15:59:56.345
7	1:54.772	+9.670	16:01:51.117
(51) BRUNA CAROLINE			
1	1:38.784		15:50:26.327
2	1:38.964	+0.180	15:52:05.291
3	3:11.776	+1:32.992	15:55:17.067

Lap	Lap Tm	Diff	Time of Day
4	1:55.196	+16.412	15:57:12.263
5	1:53.876	+15.092	15:59:06.139
6	1:47.249	+8.465	16:00:53.388
(21) ALICE BACH			
1	1:37.376	-22.668	15:58:07.714
2	1:49.202	-10.842	15:59:56.916
3	2:00.044		16:01:56.960

Lap	Lap Tm	Diff	Time of Day
-----	--------	------	-------------

Cronometragem: MARCOS A. MANCINI - Diretor de Prova: JOCEMIR ZAMBONI

Orbits





Local:
São José do Rio Claro - MT
30 E 31 DE JULHO
2022



MX LEMAMT - 1a Etapa

Classificado por voltas

JUVENIL / FEMININA

S. J. do Rio Claro/MT 0,950 Km

CORRIDA

31/07/2022 15:00

Corrida iniciado em 15:47:37

Pos	No.	Piloto	Categ	Voltas	Diff	M. Volta	Moto	Cidade	Equipe
1	111	OTAVIO ROMERO	JUVENIL	9		1:15.610	HONDA	JUARA	BORRACHARIA DO JEREBA-COMAGRAN
2	25	MATHEUS FAVALESSA	JUVENIL	9	44.031	1:18.545	HUSQVARNA	NOVA MUTUM	HM MOTOS-HM MULTIMARCAS-PORTO MOT
3	8	MÁRCIO GABRIEL	JUVENIL	9	48.312	1:19.951	HONDA	NOVA MUTUM	
4	177	LAURA POLIANA	FEMININA / JUV	8	1 Volta	1:33.494	HONDA	PARANAITA	PREFEITURA DE PARANAITA
5	257	JAQUELINE RICHITER	FEMININA	7	2 Voltas	1:42.951	HONDA	NOVA MUTUM	TOCO RACING
6	31	JAQUELINE FERREIRA	FEMININA / JUV	7	2 Voltas	1:45.102	HONDA	TANGARÁ DA SERRA	FAZENDA SÃO MIGUEL
7	51	BRUNA CAROLINE	FEMININA / JUV	6	3 Voltas	1:38.784	HONDA	DIAMANTINO	HIDRAULICO LEAL
8	21	ALICE BACH	FEMININA	3	6 Voltas	2:00.044	HONDA	CAMPO NOVO DO PJ	

Margin of Victory

Avg. Speed

Best Lap Tm

Best Speed

Best Lap by

44.031

41,529

1:15.610

45,232

111 - OTAVIO ROMERO

Cronometragem: MARCOS A. MANCINI - Diretor de Prova: JOCEMIR ZAMBONI

Orbits





Local:
São José do Rio Claro - MT
30 E 31 DE JULHO
2022



MX LEMAMT - 1a Etapa


JUVENIL / FEMININA

S. J. do Rio Claro/MT 0,950 Km

WARM-UP

31/07/2022 10:20

Qualificação iniciado em 10:45:39



Lap	Lap Tm	Diff	Time of Day
(111) OTAVIO ROMERO			
1	1:19.452	+5.443	10:46:59.665
2	1:14.009		10:48:13.674
3	1:14.819	+0.810	10:49:28.493
(8) MÁRCIO GABRIEL			
1	1:22.693	+4.202	10:47:17.713
2	1:20.340	+1.849	10:48:38.053
3	1:24.375	+5.884	10:50:02.428
4	1:23.475	+4.984	10:51:25.903
5	1:18.491		10:52:44.394
6	1:19.905	+1.414	10:54:04.299
7	1:21.699	+3.208	10:55:25.998
(177) LAURA POLIANA			
1	1:37.438	+11.178	10:47:42.607
2	1:31.770	+5.510	10:49:14.377
3	1:29.027	+2.767	10:50:43.404
4	1:27.553	+1.293	10:52:10.957
5	1:28.828	+2.568	10:53:39.785
6	1:26.260		10:55:06.045
(51) BRUNA CAROLINE			
1	1:37.721		10:47:49.307
2	2:49.312	+1:11.591	10:50:38.619
3	1:40.384	+2.663	10:52:19.003
4	1:38.824	+1.103	10:53:57.827
5	2:36.992	+59.271	10:56:34.819
(31) JAQUELINE FERREIRA			
1	1:46.927	+2.493	10:47:57.834
2	2:00.229	+15.795	10:49:58.063
3	1:47.704	+3.270	10:51:45.767
4	1:53.346	+8.912	10:53:39.113
5	1:44.434		10:55:23.547
(257) JAQUELINE RICHITER			
1	1:50.398	+4.065	10:47:49.371
2	1:58.880	+12.547	10:49:48.251
3	1:46.333		10:51:34.584

Lap	Lap Tm	Diff	Time of Day
-----	--------	------	-------------

Lap	Lap Tm	Diff	Time of Day
-----	--------	------	-------------

Cronometragem: MARCOS A. MANCINI - Diretor de Prova: JOCEMIR ZAMBONI

Orbits





Local:
São José do Rio Claro - MT
30 E 31 DE JULHO
2022



MX LEMAMT - 1a Etapa

Classificado pela melhor volta

JUVENIL / FEMININA

S. J. do Rio Claro/MT 0,950 Km

WARM-UP

31/07/2022 10:20

Qualificação iniciado em 10:45:39

Pos	No.	Piloto	Categ	M. Tempo	Diff	Moto	Cidade	Equipe
1	111	OTAVIO ROMERO	JUVENIL	1:14.009		HONDA	JUARA	BORRACHARIA DO JEREBÁ-COMAGRAN
2	8	MÁRCIO GABRIEL	JUVENIL	1:18.491	4.482	HONDA	NOVA MUTUM	
3	177	LAURA POLIANA	FEMININA	1:26.260	12.251	HONDA	PARANAITA	PREFEITURA DE PARANAITA
4	51	BRUNA CAROLINE	FEMININA	1:37.721	23.712	HONDA	DIAMANTINO	HIDRAULICO LEAL
5	31	JAQUELINE FERREIRA	FEMININA	1:44.434	30.425	HONDA	TANGARÁ DA SERRA	FAZENDA SÃO MIGUEL
6	257	JAQUELINE RICHTER	FEMININA	1:46.333	32.324	HONDA	NOVA MUTUM	TOCO RACING

Cronometragem: MARCOS A. MANCINI - Diretor de Prova: JOCEMIR ZAMBONI

Orbits



MX LEMAMT - 1a Etapa

NACIONAL FORÇA LIVRE / OPEN

S. J. do Rio Claro/MT 0,950 Km

CORRIDA

31/07/2022 13:00

Corrida iniciado em 13:19:33

Lap	Lap Tm	Diff	Time of Day
(174) ALEXANDRE GALDINO			
1	57.834	+1.417	13:21:11.797
2	56.417		13:22:08.214
3	58.886	+2.469	13:23:07.100
4	59.043	+2.626	13:24:06.143
5	58.141	+1.724	13:25:04.284
6	58.152	+1.735	13:26:02.436
7	58.769	+2.352	13:27:01.205
8	57.220	+0.803	13:27:58.425
9	57.960	+1.543	13:28:56.385
10	57.768	+1.351	13:29:54.153
11	59.158	+2.741	13:30:53.311
12	1:01.271	+4.854	13:31:54.582
13	1:00.270	+3.853	13:32:54.852
14	1:02.036	+5.619	13:33:56.888
(2) MARCOS ALEXANDRE			
1	58.204		13:21:13.860
2	58.605	+0.401	13:22:12.465
3	58.680	+0.476	13:23:11.145
4	59.824	+1.620	13:24:10.969
5	1:00.213	+2.009	13:25:11.182
6	58.967	+0.763	13:26:10.149
7	1:00.521	+2.317	13:27:10.670
8	59.912	+1.708	13:28:10.582
9	1:00.270	+2.066	13:29:10.852
10	1:02.631	+4.427	13:30:13.483
11	58.875	+0.671	13:31:12.358
12	59.930	+1.726	13:32:12.288
13	59.492	+1.288	13:33:11.780
14	1:03.444	+5.240	13:34:15.224
(7) THIAGO MORI			
1	1:08.396	+4.055	13:21:32.533
2	1:05.805	+1.464	13:22:38.338
3	1:04.681	+0.340	13:23:43.019
4	1:04.341		13:24:47.360
5	1:06.077	+1.736	13:25:53.437
6	1:07.588	+3.247	13:27:01.025
7	1:05.674	+1.333	13:28:06.699
8	1:06.583	+2.242	13:29:13.282
9	1:05.680	+1.339	13:30:18.962
10	1:07.011	+2.670	13:31:25.973
11	1:05.907	+1.566	13:32:31.880
12	1:06.122	+1.781	13:33:38.002
13	1:06.117	+1.776	13:34:44.119
(9) AVINER AGUIERO			
1	1:06.758	+1.205	13:21:27.385
2	1:05.553		13:22:32.938
3	1:06.258	+0.705	13:23:39.196
4	1:06.092	+0.539	13:24:45.288
5	1:07.525	+1.972	13:25:52.813
6	1:08.891	+3.338	13:27:01.704
7	1:06.530	+0.977	13:28:08.234
8	1:07.818	+2.265	13:29:16.052
9	1:05.853	+0.300	13:30:21.905
10	1:09.537	+3.984	13:31:31.442
11	1:09.226	+3.673	13:32:40.668
12	1:08.818	+3.265	13:33:49.486
13	1:07.181	+1.628	13:34:56.667
(118) VITOR CALCICOLARI			
1	1:10.095	+4.158	13:21:34.738
2	1:07.498	+1.561	13:22:42.236

Lap	Lap Tm	Diff	Time of Day
3	1:06.739	+0.802	13:23:48.975
4	1:06.472	+0.535	13:24:55.447
5	1:06.531	+0.594	13:26:01.978
6	1:07.646	+1.709	13:27:09.624
7	1:08.431	+2.494	13:28:18.055
8	1:05.937		13:29:23.992
9	1:06.762	+0.825	13:30:30.754
10	1:07.325	+1.388	13:31:38.079
11	1:06.205	+0.268	13:32:44.284
12	1:07.098	+1.161	13:33:51.382
13	1:06.356	+0.419	13:34:57.738
(119) LUAN FELIPE			
1	1:09.503	+2.806	13:21:35.267
2	1:09.939	+3.242	13:22:45.206
3	1:08.491	+1.794	13:23:53.697
4	1:06.697		13:25:00.394
5	1:07.588	+0.891	13:26:07.982
6	1:09.274	+2.577	13:27:17.256
7	1:07.100	+0.403	13:28:24.356
8	1:08.055	+1.358	13:29:32.411
9	1:07.227	+0.530	13:30:39.638
10	1:08.954	+2.257	13:31:48.592
11	1:10.461	+3.764	13:32:59.053
12	1:07.337	+0.640	13:34:06.390
(29) JUCA			
1	1:21.828	+16.039	13:21:47.824
2	1:07.007	+1.218	13:22:54.831
3	1:07.899	+2.110	13:24:02.730
4	1:07.536	+1.747	13:25:10.266
5	1:09.473	+3.684	13:26:19.739
6	1:07.969	+2.180	13:27:27.708
7	1:07.383	+1.594	13:28:35.091
8	1:08.668	+2.879	13:29:43.759
9	1:07.546	+1.757	13:30:51.305
10	1:07.916	+2.127	13:31:59.221
11	1:05.789		13:33:05.010
12	1:06.473	+0.684	13:34:11.483
(25) GUSTAVO GAÚCHO			
1	1:08.129	+0.280	13:21:31.841
2	1:08.397	+0.548	13:22:40.238
3	1:08.106	+0.257	13:23:48.344
4	1:08.694	+0.845	13:24:57.038
5	1:09.895	+2.046	13:26:06.933
6	1:12.302	+4.453	13:27:19.235
7	1:10.651	+2.802	13:28:29.886
8	1:08.618	+0.769	13:29:38.504
9	1:08.705	+0.856	13:30:47.209
10	1:09.164	+1.315	13:31:56.373
11	1:07.849		13:33:04.222
12	1:07.929	+0.080	13:34:12.151
(257) JOCIMAR MORAES			
1	1:36.024	+27.144	13:22:02.006
2	1:13.937	+5.057	13:23:15.943
3	1:09.515	+0.635	13:24:25.458
4	1:10.029	+1.149	13:25:35.487
5	1:09.069	+0.189	13:26:44.556
6	1:08.880		13:27:53.436
7	1:10.729	+1.849	13:29:04.165
8	1:12.825	+3.945	13:30:16.990
9	1:10.786	+1.906	13:31:27.776
10	1:12.552	+3.672	13:32:40.328
11	1:10.043	+1.163	13:33:50.371

Lap	Lap Tm	Diff	Time of Day
12	1:12.227	+3.347	13:35:02.598
(999) RUBENS FONTES			
1	1:15.607	+3.738	13:21:44.088
2	1:12.509	+0.640	13:22:56.597
3	1:14.015	+2.146	13:24:10.612
4	1:11.869		13:25:22.481
5	1:13.952	+2.083	13:26:36.433
6	1:13.819	+1.950	13:27:50.252
7	1:13.194	+1.325	13:29:03.446
8	1:11.950	+0.081	13:30:15.396
9	1:12.162	+0.293	13:31:27.558
10	1:12.111	+0.242	13:32:39.669
11	1:14.196	+2.327	13:33:53.865
12	1:13.116	+1.247	13:35:06.981
(31) DONER DAL CASTEL			
1	1:16.485	+2.542	13:21:40.819
2	1:13.943		13:22:54.762
3	1:16.376	+2.433	13:24:11.138
4	1:15.927	+1.984	13:25:27.065
5	1:15.244	+1.301	13:26:42.309
6	1:16.744	+2.801	13:27:59.053
7	1:18.851	+4.908	13:29:17.904
8	1:17.804	+3.861	13:30:35.708
9	1:20.553	+6.610	13:31:56.261
10	1:19.825	+5.882	13:33:16.086
11	1:18.518	+4.575	13:34:34.604
(51) GILBERTO DALIPIONE			
1	1:38.134	+25.405	13:22:00.410
2	1:14.434	+1.705	13:23:14.844
3	1:14.531	+1.802	13:24:29.375
4	1:12.729		13:25:42.104
5	1:15.926	+3.197	13:26:58.030
6	1:23.933	+11.204	13:28:21.963
7	1:13.970	+1.241	13:29:35.933
8	1:14.745	+2.016	13:30:50.678
9	1:24.249	+11.520	13:32:14.927
10	1:16.619	+3.890	13:33:31.546
11	1:13.386	+0.657	13:34:44.932
(5) MARCOS ANTONIO			
1	1:28.614	+14.651	13:21:55.858
2	1:21.010	+7.047	13:23:16.868
3	1:17.562	+3.599	13:24:34.430
4	1:14.012	+0.049	13:25:48.442
5	1:19.353	+5.390	13:27:07.795
6	1:19.890	+5.927	13:28:27.685
7	1:18.734	+4.771	13:29:46.419
8	1:14.618	+0.655	13:31:01.037
9	1:18.063	+4.100	13:32:19.100
10	1:13.963		13:33:33.063
11	1:15.094	+1.131	13:34:48.157
(94) GUSTAVO			
1	1:11.005	+0.669	13:21:33.970
2	1:10.336		13:22:44.306
3	1:11.479	+1.143	13:23:55.785
4	1:10.841	+0.505	13:25:06.626
5	1:15.629	+5.293	13:26:22.255
6	1:21.086	+10.750	13:27:43.341
7	1:15.710	+5.374	13:28:59.051
8	1:11.868	+1.532	13:30:10.919
9	1:11.291	+0.955	13:31:22.210
10	1:13.849	+3.513	13:32:36.059

Cronometragem: MARCOS A. MANCINI - Diretor de Prova: JOCEMIR ZAMBONI

Orbits



Local:
São José do Rio Claro - MT
30 E 31 DE JULHO
2022



MX LEMAMT - 1a Etapa


NACIONAL FORÇA LIVRE / OPEN

S. J. do Rio Claro/MT 0,950 Km

CORRIDA

31/07/2022 13:00

Corrida iniciado em 13:19:33



Lap	Lap Tm	Diff	Time of Day	Lap	Lap Tm	Diff	Time of Day	Lap	Lap Tm	Diff	Time of Day
(8) MÁRCIO BRITO											
1	1:16.766		13:21:46.612								
2	1:17.626	+0.860	13:23:04.238								
3	1:20.866	+4.100	13:24:25.104								
4	1:19.103	+2.337	13:25:44.207								
5	1:17.001	+0.235	13:27:01.208								
6	1:19.637	+2.871	13:28:20.845								
7	1:36.419	+19.653	13:29:57.264								
8	1:22.198	+5.432	13:31:19.462								
9	1:22.822	+6.056	13:32:42.284								
10	1:22.531	+5.765	13:34:04.815								

Cronometragem: MARCOS A. MANCINI - Diretor de Prova: JOCEMIR ZAMBONI

Orbits





Local:
São José do Rio Claro - MT
30 E 31 DE JULHO
2022



MX LEMAMT - 1a Etapa

Classificado por voltas

NACIONAL FORÇA LIVRE / OPEN

S. J. do Rio Claro/MT 0,950 Km

CORRIDA

31/07/2022 13:00

Corrida iniciado em 13:19:33

Pos	No.	Piloto	Categ	Voltas	Diff	M. Volta	Moto	Cidade	Equipe
1	174	ALEXANDRE GALDINO	NAC FL	14		56.417	HONDA	VÁRZEA GRANDE	TEAM RACING MT
2	2	MARCOS ALEXANDRE	NAC FL	14	18.336	58.204	HONDA	SINOP	VER. PELEZINHO-TEAM RACING MT-RM MOT
3	7	THIAGO MORI	NAC FL	13	1 Volta	1:04.341	HONDA	NOVA MUTUM	PROSOJA
4	9	AVINER AGUERO	NAC FL	13	1 Volta	1:05.553	HONDA	CAMPO NOVO DO PJ	ARILDO MOTOS-SÍTIO RIO BRILHANTE
5	118	VITOR CALCIOLARI	NAC FL	13	1 Volta	1:05.937	HONDA	NOVA MUTUM	
6	119	LUAN FELIPE	NAC FL	12	2 Voltas	1:06.697	HONDA	DIAMANTINO	NERI GELLER-NEW TECH-MOTO NÁUTICA
7	29	JUCA	NAC FL-OPEN	12	2 Voltas	1:05.789	HONDA	SORRISO	NENE RACING
8	25	GUSTAVO GAÚCHO	NAC FL-OPEN	12	2 Voltas	1:07.849	HONDA	NOVA MUTUM	
9	257	JOCIMAR MORAES	OPEN	12	2 Voltas	1:08.880	HONDA	NOVA MUTUM	TOCA AR-CONDICIONADO AUTOMOTIVO-DI
10	999	RUBENS FONTES	OPEN	12	2 Voltas	1:11.869	HONDA	DIAMANTINO	ENDOCLIN CLÍNICA ODONTOLÓGICA
11	31	DONER DAL CASTEL	NAC FL-OPEN	11	3 Voltas	1:13.943	HONDA	TANGARÁ DA SERRA	FAZENDA SÃO MIGUEL
12	51	GILBERTO DALIPIONE	NAC FL-OPEN	11	3 Voltas	1:12.729	HONDA	DIAMANTINO	DALIPIONE TRANSPORTES
13	5	MARCOS ANTONIO	NAC FL-OPEN	11	3 Voltas	1:13.963	HONDA	DIAMANTINO	FAZENDA BONANZA
14	94	GUSTAVO	NAC FL	10	4 Voltas	1:10.336	HONDA	DIAMANTINO	
15	8	MÁRCIO BRITO	OPEN	10	4 Voltas	1:16.766	HONDA	NOVA MUTUM	JP POÇOS

Margin of Victory

Avg. Speed

Best Lap Tm

Best Speed

Best Lap by

18.336

55,454

56.417

60,620

174 - ALEXANDRE GALDINO

Cronometragem: MARCOS A. MANCINI - Diretor de Prova: JOCEMIR ZAMBONI

Orbits





Local:
São José do Rio Claro - MT
30 E 31 DE JULHO
2022



MX LEMAMT - 1a Etapa

NACIONAL FORÇA LIVRE / OPEN

S. J. do Rio Claro/MT 0,950 Km

WARM-UP

31/07/2022 09:00

Qualificação iniciado em 9:43:09

Lap	Lap Tm	Diff	Time of Day
(2) MARCOS ALEXANDRE			
1	1:02.084	+2.316	9:44:38.963
2	1:02.109	+2.341	9:45:41.072
3	1:02.883	+3.115	9:46:43.955
4	1:08.441	+8.673	9:47:52.396
5	1:04.649	+4.881	9:48:57.045
6	1:18.333	+18.565	9:50:15.378
7	1:06.642	+6.874	9:51:22.020
8	1:08.747	+8.979	9:52:30.767
9	59.768		9:53:30.535

(174) ALEXANDRE GALDINO			
1	1:17.924	+17.463	9:45:03.457
2	1:09.340	+8.879	9:46:12.797
3	1:00.508	+0.047	9:47:13.305
4	1:10.176	+9.715	9:48:23.481
5	1:00.461		9:49:23.942
6	2:53.202	+1:52.741	9:52:17.144
7	1:06.853	+6.392	9:53:23.997

(7) THIAGO MORI			
1	1:18.493	+11.959	9:45:05.470
2	1:10.680	+4.146	9:46:16.150
3	1:06.798	+0.264	9:47:22.948
4	1:35.818	+29.284	9:48:58.766
5	1:11.101	+4.567	9:50:09.867
6	1:16.777	+10.243	9:51:26.644
7	1:06.534		9:52:33.178
8	1:07.746	+1.212	9:53:40.924

(29) JUCA			
1	1:09.652	+2.480	9:44:48.726
2	1:07.172		9:45:55.898
3	1:07.989	+0.817	9:47:03.887
4	1:09.486	+2.314	9:48:13.373
5	1:07.432	+0.260	9:49:20.805
6	1:09.318	+2.146	9:50:30.123
7	1:11.049	+3.877	9:51:41.172
8	1:09.075	+1.903	9:52:50.247
9	1:09.600	+2.428	9:53:59.847

(118) VITOR CALCIALARI			
1	1:12.080	+4.401	9:44:52.867
2	1:08.298	+0.619	9:46:01.165
3	1:09.148	+1.469	9:47:10.313
4	1:09.509	+1.830	9:48:19.822
5	1:09.191	+1.512	9:49:29.013
6	1:07.788	+0.109	9:50:36.801
7	2:16.033	+1:08.354	9:52:52.834
8	1:07.679		9:54:00.513

(9) AVINER AGUERO			
1	1:10.480	+2.496	9:44:53.025
2	1:10.853	+2.869	9:46:03.878
3	1:09.201	+1.217	9:47:13.079
4	1:14.196	+6.212	9:48:27.275
5	1:12.556	+4.572	9:49:39.831
6	1:10.387	+2.403	9:50:50.218
7	1:08.036	+0.052	9:51:58.254
8	1:07.984		9:53:06.238

(257) JOCIMAR MORAES			
1	1:17.895	+9.596	9:45:13.332
2	1:14.679	+6.380	9:46:28.011
3	1:12.770	+4.471	9:47:40.781

4	1:12.991	+4.692	9:48:53.772
5	1:08.299		9:50:02.071
6	1:15.943	+7.644	9:51:18.014
7	1:11.851	+3.552	9:52:29.865
8	1:09.959	+1.660	9:53:39.824

(25) GUSTAVO GAÚCHO			
1	1:16.536	+5.195	9:45:14.340
2	1:13.853	+2.512	9:46:28.193
3	1:14.080	+2.739	9:47:42.273
4	1:14.218	+2.877	9:48:56.491
5	1:12.230	+0.889	9:50:08.721
6	1:43.410	+32.069	9:51:52.131
7	1:11.341		9:53:03.472

(999) RUBENS FONTES			
1	1:20.337	+7.587	9:45:12.219
2	1:14.640	+1.890	9:46:26.859
3	1:13.308	+0.558	9:47:40.167
4	1:14.522	+1.772	9:48:54.689
5	1:29.020	+16.270	9:50:23.709
6	1:14.301	+1.551	9:51:38.010
7	1:12.956	+0.206	9:52:50.966
8	1:12.750		9:54:03.716


(119) LUAN FELIPE			
1	1:20.092	+6.592	9:45:20.636
2	1:15.175	+1.675	9:46:35.811
3	1:19.403	+5.903	9:47:55.214
4	1:31.834	+18.334	9:49:27.048
5	1:13.500		9:50:40.548
6	1:23.614	+10.114	9:52:04.162
7	1:14.212	+0.712	9:53:18.374

(94) GUSTAVO			
1	1:18.501	+4.068	9:45:18.593
2	1:16.044	+1.611	9:46:34.637
3	1:15.705	+1.272	9:47:50.342
4	1:14.433		9:49:04.775
5	1:15.310	+0.877	9:50:20.085
6	1:21.943	+7.510	9:51:42.028
7	1:16.618	+2.185	9:52:58.646
8	1:15.494	+1.061	9:54:14.140

(51) GILBERTO DALPIONE			
1	1:19.865	+3.624	9:45:08.542
2	1:16.241		9:46:24.783
3	1:25.804	+9.563	9:47:50.587
4	1:25.106	+8.865	9:49:15.693
5	1:28.215	+11.974	9:50:43.908

(5) MARCOS ANTONIO			
1	1:19.556	+2.364	9:45:21.448
2	1:17.192		9:46:38.640
3	1:19.938	+2.746	9:47:58.578
4	1:20.909	+3.717	9:49:19.487
5	1:25.673	+8.481	9:50:45.160
6	1:27.110	+9.918	9:52:12.270
7	1:20.280	+3.088	9:53:32.550

(31) DONER DAL CASTEL			
1	1:22.985	+3.606	9:45:24.101
2	1:19.379		9:46:43.480
3	1:28.027	+8.648	9:48:11.507
4	1:27.598	+8.219	9:49:39.105
5	2:01.236	+41.857	9:51:40.341



Cronometragem: MARCOS A. MANCINI - Diretor de Prova: JOCEMIR ZAMBONI

Orbits





Local:
São José do Rio Claro - MT
30 E 31 DE JULHO
2022



MX LEMAMT - 1a Etapa

Classificado pela melhor volta

NACIONAL FORÇA LIVRE / OPEN

S. J. do Rio Claro/MT 0,950 Km

WARM-UP

31/07/2022 09:00

Qualificação iniciado em 9:43:09

Pos	No.	Piloto	Categ	M. Tempo	Diff	Moto	Cidade	Equipe
1	2	MARCOS ALEXANDRE	NAC FL	59.768		HONDA	SINOP	VER. PELEZINHO-TEAM RACING MT-HH MOTO
2	174	ALEXANDRE GALDINO	NAC FL	1:00.461	0.693	HONDA	VÁRZEA GRANDE	TEAM RACING MT
3	7	THIAGO MORI	NAC FL	1:06.534	6.766	HONDA	NOVA MUTUM	PROSOJA
4	29	JUCA	NAC FL-OPEN	1:07.172	7.404	HONDA	SORRISO	NENE RACING
5	118	VITOR CALCIOLARI	NAC FL	1:07.679	7.911	HONDA	NOVA MUTUM	
6	9	AVINER AGUERO	NAC FL	1:07.984	8.216	HONDA	CAMPO NOVO DO PARECÍ	ARILDO MOTOS-SÍTIO RIO BRILHANTE
7	257	JOCIMAR MORAES	OPEN	1:08.299	8.531	HONDA	NOVA MUTUM	TOCA AR-CONDICIONADO AUTOMOTIVO-DUI
8	25	GUSTAVO GAÚCHO	NAC FL-OPEN	1:11.341	11.573	HONDA	NOVA MUTUM	
9	999	RUBENS FONTES	OPEN	1:12.750	12.982	HONDA	DIAMANTINO	ENDOCLIN CLÍNICA ODONTOLÓGICA
10	119	LUAN FELIPE	NAC FL	1:13.500	13.732	HONDA	DIAMANTINO	NERI GELLER-NEW TECH-MOTO NÁUTICA
11	94	GUSTAVO	NAC FL	1:14.433	14.665	HONDA	DIAMANTINO	
12	51	GILBERTO DALIPIONE	NAC FL-OPEN	1:16.241	16.473	HONDA	DIAMANTINO	DALIPIONE TRANSPORTES
13	5	MARCOS ANTONIO	NAC FL-OPEN	1:17.192	17.424	HONDA	DIAMANTINO	FAZENDA BONANZA
14	31	DONER DAL CASTEL	NAC FL-OPEN	1:19.379	19.611	HONDA	TANGARÁ DA SERRA	FAZENDA SÃO MIGUEL
15	8	MÁRCIO BRITO	OPEN	1:19.471	19.703	HONDA	NOVA MUTUM	JP POÇOS
16	39	LEONARDO ODIR	NAC FL	1:20.364	20.596	HONDA	DIAMANTINO	MOTO NÁUTICA

Cronometragem: MARCOS A. MANCINI - Diretor de Prova: JOCEMIR ZAMBONI

Orbits





Local: **São José do Rio Claro - MT**
30 E 31 DE JULHO 2022



MX LEMAMT - 1a Etapa

NACIONAL INICIANTES

S. J. do Rio Claro/MT 0,950 Km

CORRIDA

31/07/2022 16:00

Corrida iniciado em 16:43:39

Lap	Lap Tm	Diff	Time of Day
(7) THIAGO MORI			
1	1:04.846	+1.049	16:45:27.228
2	1:09.843	+6.046	16:46:37.071
3	1:04.476	+0.679	16:47:41.547
4	1:03.797		16:48:45.344
5	1:05.120	+1.323	16:49:50.464
6	1:06.617	+2.820	16:50:57.081
7	1:05.219	+1.422	16:52:02.300
8	1:05.077	+1.280	16:53:07.377
9	1:04.646	+0.849	16:54:12.023
10	1:04.480	+0.683	16:55:16.503
11	1:05.313	+1.516	16:56:21.816
12	1:08.212	+4.415	16:57:30.028

Lap	Lap Tm	Diff	Time of Day
(118) VITOR CALCICOLARI			
1	1:05.988	+0.824	16:45:31.344
2	1:07.099	+1.935	16:46:38.443
3	1:05.832	+0.668	16:47:44.275
4	1:05.230	+0.066	16:48:49.505
5	1:05.164		16:49:54.669
6	1:05.855	+0.691	16:51:00.524
7	1:05.695	+0.531	16:52:06.219
8	1:06.855	+1.691	16:53:13.074
9	1:05.979	+0.815	16:54:19.053
10	1:05.456	+0.292	16:55:24.509
11	1:06.553	+1.389	16:56:31.062
12	1:08.304	+3.140	16:57:39.366

Lap	Lap Tm	Diff	Time of Day
(177) FABIANO MILANI			
1	1:07.052	+1.041	16:45:32.768
2	1:06.831	+0.820	16:46:39.599
3	1:06.122	+0.111	16:47:45.721
4	1:06.011		16:48:51.732
5	1:09.176	+3.165	16:50:00.908
6	1:06.884	+0.873	16:51:07.792
7	1:08.588	+2.577	16:52:16.380
8	1:07.617	+1.606	16:53:23.997
9	1:07.299	+1.288	16:54:31.296
10	1:08.508	+2.497	16:55:39.804
11	1:06.941	+0.930	16:56:46.745
12	1:08.272	+2.261	16:57:55.017

Lap	Lap Tm	Diff	Time of Day
(9) AVINER AGUERO			
1	1:05.584		16:45:29.159
2	1:07.530	+1.946	16:46:36.689
3	1:10.429	+4.845	16:47:47.118
4	1:07.446	+1.862	16:48:54.564
5	1:10.504	+4.920	16:50:05.068
6	1:08.029	+2.445	16:51:13.097
7	1:08.512	+2.928	16:52:21.609
8	1:08.795	+3.211	16:53:30.404
9	1:08.430	+2.846	16:54:38.834
10	1:08.520	+2.936	16:55:47.354
11	1:09.298	+3.714	16:56:56.652
12	1:08.673	+3.089	16:58:05.325

Lap	Lap Tm	Diff	Time of Day
(119) LUAN FELIPE			
1	1:08.978	+1.458	16:45:39.065
2	1:08.113	+0.593	16:46:47.178
3	1:07.872	+0.352	16:47:55.050
4	1:08.130	+0.610	16:49:03.180
5	1:07.528	+0.008	16:50:10.708
6	1:07.520		16:51:18.228
7	1:08.327	+0.807	16:52:26.555
8	1:09.539	+2.019	16:53:36.094

Lap	Lap Tm	Diff	Time of Day
9	1:08.730	+1.210	16:54:44.824
10	1:09.316	+1.796	16:55:54.140
11	1:07.836	+0.316	16:57:01.976
12	1:08.110	+0.590	16:58:10.086

Lap	Lap Tm	Diff	Time of Day
(25) GUSTAVO GAÚCHO			
1	1:10.775	+2.698	16:45:39.927
2	1:09.264	+1.187	16:46:49.191
3	1:08.077		16:47:57.268
4	1:08.572	+0.495	16:49:05.840
5	1:08.357	+0.280	16:50:14.197
6	1:08.458	+0.381	16:51:22.655
7	1:09.354	+1.277	16:52:32.009
8	1:09.384	+1.307	16:53:41.393
9	1:09.237	+1.160	16:54:50.630
10	1:10.218	+2.141	16:56:00.848
11	1:08.102	+0.025	16:57:08.950
12	1:10.228	+2.151	16:58:19.178

Lap	Lap Tm	Diff	Time of Day
(97) LUCAS QUAGLIO			
1	1:09.613	+1.013	16:45:36.962
2	1:08.685	+0.085	16:46:45.647
3	1:08.600		16:47:54.247
4	1:08.698	+0.098	16:49:02.945
5	1:09.611	+1.011	16:50:12.556
6	1:09.450	+0.850	16:51:22.006
7	1:09.520	+0.920	16:52:31.526
8	1:09.338	+0.738	16:53:40.864
9	1:09.489	+0.889	16:54:50.353
10	1:11.608	+3.008	16:56:01.961
11	1:13.502	+4.902	16:57:15.463
12	1:14.532	+5.932	16:58:29.995

Lap	Lap Tm	Diff	Time of Day
(257) JOCIMAR TOCO			
1	1:09.588	+1.741	16:45:40.845
2	1:09.685	+1.838	16:46:50.530
3	1:09.161	+1.314	16:47:59.691
4	1:07.847		16:49:07.538
5	1:09.312	+1.465	16:50:16.850
6	1:11.839	+3.992	16:51:28.689
7	1:11.082	+3.235	16:52:39.771
8	1:09.775	+1.928	16:53:49.546
9	1:10.120	+2.273	16:54:59.666
10	1:10.135	+2.288	16:56:09.801
11	1:10.589	+2.742	16:57:20.390
12	1:15.942	+8.095	16:58:36.332

Lap	Lap Tm	Diff	Time of Day
(5) GUSTAVO SCHWADE			
1	1:11.736	+1.874	16:45:48.465
2	1:09.862		16:46:58.327
3	1:11.742	+1.880	16:48:10.069
4	1:12.271	+2.409	16:49:22.340
5	1:12.440	+2.578	16:50:34.780
6	1:12.717	+2.855	16:51:47.497
7	1:12.843	+2.981	16:53:00.340
8	1:14.001	+4.139	16:54:14.341
9	1:12.612	+2.750	16:55:26.953
10	1:11.772	+1.910	16:56:38.725
11	1:12.831	+2.969	16:57:51.556

Lap	Lap Tm	Diff	Time of Day
(99) RENNER LUIZ			
1	1:14.210	+2.102	16:45:46.108
2	1:12.108		16:46:58.216
3	1:33.857	+21.749	16:48:32.073
4	1:17.419	+5.311	16:49:49.492
5	1:12.589	+0.481	16:51:02.081

Lap	Lap Tm	Diff	Time of Day
6	1:15.010	+2.902	16:52:17.091
7	1:14.250	+2.142	16:53:31.341
8	1:14.854	+2.746	16:54:46.195
9	1:14.347	+2.239	16:56:00.542
10	1:17.175	+5.067	16:57:17.717
11	1:15.506	+3.398	16:58:33.223

Lap	Lap Tm	Diff	Time of Day
(31) DONER DAL CASTEL			
1	1:14.861		16:45:48.037
2	1:15.325	+0.464	16:47:03.362
3	1:15.257	+0.396	16:48:18.619
4	1:16.090	+1.229	16:49:34.709
5	1:16.796	+1.935	16:50:51.505
6	1:21.132	+6.271	16:52:12.637
7	1:20.601	+5.740	16:53:33.238
8	1:24.003	+9.142	16:54:57.241
9	1:20.749	+5.888	16:56:17.990
10	1:15.986	+1.125	16:57:33.976

Lap	Lap Tm	Diff	Time of Day
(98) EDUARDO MARINO			
1	1:18.403	+1.320	16:45:53.953
2	1:17.523	+0.440	16:47:11.476
3	1:19.119	+2.036	16:48:30.595
4	1:18.064	+0.981	16:49:48.659
5	1:17.545	+0.462	16:51:06.204
6	1:17.762	+0.679	16:52:23.966
7	1:18.798	+1.715	16:53:42.764
8	1:17.083		16:54:59.847
9	1:17.654	+0.571	16:56:17.501
10	1:17.933	+0.850	16:57:35.434

Lap	Lap Tm	Diff	Time of Day
(55) JUNIOR MASCHIO			
1	1:21.581	+0.245	16:45:59.387
2	1:21.336		16:47:20.723
3	1:24.426	+3.090	16:48:45.149
4	1:30.073	+8.737	16:50:15.222
5	1:28.423	+7.087	16:51:43.645
6	1:29.286	+7.950	16:53:12.931
7	1:30.290	+8.954	16:54:43.221
8	1:32.931	+11.595	16:56:16.152
9	1:30.456	+9.120	16:57:46.608

Lap	Lap Tm	Diff	Time of Day
(83) ADRIANO			
1	1:10.059		16:45:38.747
2	1:11.241	+1.182	16:46:49.988
3	1:13.283	+3.224	16:48:03.271
4	1:12.909	+2.850	16:49:16.180
5	1:12.890	+2.831	16:50:29.070
6	1:16.114	+6.055	16:51:45.184
7	1:12.809	+2.750	16:52:57.993

Lap	Lap Tm	Diff	Time of Day
(94) MATHEUS HENRIQUE			
1	1:18.172	+0.489	16:45:50.784
2	1:17.683		16:47:08.467

Cronometragem: MARCOS A. MANCINI - Diretor de Prova: JOCEMIR ZAMBONI

Orbits



66 3566 5242



Local:
São José do Rio Claro - MT
30 E 31 DE JULHO
2022



MX LEMAMT - 1a Etapa

Classificado por voltas

NACIONAL INICIANTES

S. J. do Rio Claro/MT 0,950 Km

CORRIDA

31/07/2022 16:00

Corrida iniciado em 16:43:39

Pos	No.	Piloto	Categ	Voltas	Diff	M. Volta	Moto	Cidade	Equipe
1	7	THIAGO MORI	NAC INIC	12		1:03.797	HONDA	NOVA MUTUM	PROSOJA
2	118	VITOR CALCIOLARI	NAC INIC	12	9.338	1:05.164	HONDA	NOVA MUTUM	
3	177	FABIANO MILANI	NAC INIC	12	24.989	1:06.011	HONDA	SÃO JOSÉ DO RIO C	CHICÃO MX SCHOLL
4	9	AVINER AGUERO	NAC INIC	12	35.297	1:05.584	HONDA	CAMPO NOVO DO PJ	ARILDO MOTOS-SÍTIO RIO BRILHANTE
5	119	LUAN FELIPE	NAC INIC	12	40.058	1:07.520	HONDA	DIAMANTINO	NERI GELLER-NEW TECH
6	25	GUSTAVO GAÚCHO	NAC INIC	12	49.150	1:08.077	HONDA	NOVA MUTUM	
7	97	LUCAS QUAGLIO	NAC INIC	12	59.967	1:08.600	HONDA	SÃO JOSÉ DO RIO C	
8	257	JOCIMAR TOCO	NAC INIC	12	1:06.304	1:07.847	HONDA	NOVA MUTUM	TOCA AR-CONDICIONADO AUTOMOTIVO-DI
9	5	GUSTAVO SCHWADE	NAC INIC	11	1 Volta	1:09.862	HONDA	DIAMANTINO	FAZENDA BONANZA
10	99	RENNER LUIZ	NAC INIC	11	1 Volta	1:12.108	HONDA	SÃO JOSÉ DO RIO C	GIORDANE LOCAÇÕES
11	31	DONER DAL CASTEL	NAC INIC	10	2 Voltas	1:14.861	HONDA	TANGARÁ DA SERRA	FAZENDA SÃO MIGUEL
12	98	EDUARDO MARINO	NAC INIC	10	2 Voltas	1:17.083	HONDA	SÃO JOSÉ DO RIO C	SÍTIO BOA SORTE
13	55	JUNIOR MASCHIO	NAC INIC	9	3 Voltas	1:21.336	HONDA	SÃO JOSÉ DO RIO C	JUNIOR AUTO ELÉTRICA
14	83	ADRIANO	NAC INIC	7	5 Voltas	1:10.059	HONDA	NOVA MUTUM	ITALYCAR LAVA JATO

Não classificado (50% = 6 Voltas)

94	MATHEUS HENRIQUE	NAC INIC	2	10 Voltas	1:17.683	HONDA	DIAMANTINO	RM VÁLVULAS
----	------------------	----------	---	-----------	----------	-------	------------	-------------

Margin of Victory

Avg. Speed

Best Lap Tm

Best Speed

Best Lap by

9.338

49,439

1:03.797

53,608

7 - THIAGO MORI

Cronometragem: MARCOS A. MANCINI - Diretor de Prova: JOCEMIR ZAMBONI

Orbits





Local:
São José do Rio Claro - MT
30 E 31 DE JULHO
2022



MX LEMAMT - 1a Etapa

NACIONAL INICIANTES

S. J. do Rio Claro/MT 0,950 Km

WARM-UP

31/07/2022 11:00

Qualificação iniciado em 11:13:43

Lap	Lap Tm	Diff	Time of Day
(118) VITOR CALCIOLARI			
1	1:05.543	+2.473	11:15:25.811
2	1:03.579	+0.509	11:16:29.390
3	1:04.784	+1.714	11:17:34.174
4	1:05.098	+2.028	11:18:39.272
5	1:08.072	+5.002	11:19:47.344
6	1:03.070		11:20:50.414
7	1:07.047	+3.977	11:21:57.461
8	1:13.341	+10.271	11:23:10.802
9	1:05.952	+2.882	11:24:16.754

Lap	Lap Tm	Diff	Time of Day
(9) AVINER AGUERO			
1	1:09.563	+6.381	11:15:27.022
2	1:03.182		11:16:30.204
3	1:03.295	+0.113	11:17:33.499
4	1:45.401	+42.219	11:19:18.900
5	1:08.771	+5.589	11:20:27.671
6	1:08.111	+4.929	11:21:35.782
7	1:09.145	+5.963	11:22:44.927
8	1:09.677	+6.495	11:23:54.604

Lap	Lap Tm	Diff	Time of Day
(177) FABIANO MILANI			
1	1:06.507	+1.894	11:16:20.879
2	1:04.613		11:17:25.492
3	1:08.469	+3.856	11:18:33.961
4	2:05.265	+1:00.652	11:20:39.226
5	3:32.715	+2:28.102	11:24:11.941

Lap	Lap Tm	Diff	Time of Day
(7) THIAGO MORI			
1	1:04.853		11:15:49.695
2	1:07.089	+2.236	11:16:56.784
3	1:04.879	+0.026	11:18:01.663
4	1:05.578	+0.725	11:19:07.241
5	1:11.204	+6.351	11:20:18.445
6	1:25.734	+20.881	11:21:44.179
7	1:11.368	+6.515	11:22:55.547
8	1:17.427	+12.574	11:24:12.974

Lap	Lap Tm	Diff	Time of Day
(119) LUAN FELIPE			
1	1:08.475	+3.597	11:15:43.406
2	1:08.737	+3.859	11:16:52.143
3	1:04.878		11:17:57.021
4	1:08.179	+3.301	11:19:05.200
5	1:05.646	+0.768	11:20:10.846
6	1:04.940	+0.062	11:21:15.786
7	1:04.933	+0.055	11:22:20.719
8	1:18.758	+13.880	11:23:39.477

Lap	Lap Tm	Diff	Time of Day
(25) GUSTAVO GAÚCHO			
1	1:07.338	+2.003	11:15:33.115
2	1:05.353	+0.018	11:16:38.468
3	1:05.444	+0.109	11:17:43.912
4	1:43.156	+37.821	11:19:27.068
5	1:05.335		11:20:32.403

Lap	Lap Tm	Diff	Time of Day
(257) JOCIMAR TOCO			
1	1:11.534	+6.009	11:15:43.082
2	1:07.232	+1.707	11:16:50.314
3	1:05.525		11:17:55.839
4	1:06.735	+1.210	11:19:02.574
5	1:05.562	+0.037	11:20:08.136

Lap	Lap Tm	Diff	Time of Day
(97) LUCAS QUAGLIO			
1	1:08.105	+1.279	11:15:35.144
2	1:08.829	+2.003	11:16:43.973

Lap	Lap Tm	Diff	Time of Day
3	1:08.712	+1.886	11:17:52.685
4	1:06.826		11:18:59.511
5	1:07.211	+0.385	11:20:06.722
6	1:07.590	+0.764	11:21:14.312
7	1:09.230	+2.404	11:22:23.542
8	1:14.064	+7.238	11:23:37.606
9	1:11.853	+5.027	11:24:49.459

Lap	Lap Tm	Diff	Time of Day
(5) GUSTAVO SCHWADE			
1	1:09.022	+0.794	11:15:46.309
2	1:10.148	+1.920	11:16:56.457
3	1:11.957	+3.729	11:18:08.414
4	1:10.144	+1.916	11:19:18.558
5	1:09.684	+1.456	11:20:28.242
6	1:10.358	+2.130	11:21:38.600
7	1:08.228		11:22:46.828
8	1:08.763	+0.535	11:23:55.591

Lap	Lap Tm	Diff	Time of Day
(83) ADRIANO			
1	1:08.439		11:15:32.977
2	1:10.014	+1.575	11:16:42.991
3	1:09.126	+0.687	11:17:52.117
4	1:14.976	+6.537	11:19:07.093
5	1:12.243	+3.804	11:20:19.336
6	1:15.228	+6.789	11:21:34.564
7	1:09.660	+1.221	11:22:44.224
8	1:20.408	+11.969	11:24:04.632

Lap	Lap Tm	Diff	Time of Day
(99) RENNER LUIZ			
1	1:12.008	+3.020	11:15:42.278
2	1:13.535	+4.547	11:16:55.813
3	1:11.967	+2.979	11:18:07.780
4	1:08.988		11:19:16.768
5	1:10.684	+1.696	11:20:27.452
6	1:10.492	+1.504	11:21:37.944
7	1:10.631	+1.643	11:22:48.575
8	1:12.356	+3.368	11:24:00.931

Lap	Lap Tm	Diff	Time of Day
(31) DONER DAL CASTEL			
1	1:10.489		11:15:47.198
2	1:15.631	+5.142	11:17:02.829
3	1:43.495	+33.006	11:18:46.324
4	1:15.802	+5.313	11:20:02.126
5	1:21.273	+10.784	11:21:23.399
6	1:26.193	+15.704	11:22:49.592
7	1:29.419	+18.930	11:24:19.011

Lap	Lap Tm	Diff	Time of Day
(98) EDUARDO MARINO			
1	1:12.087		11:15:40.815
2	1:13.898	+1.811	11:16:54.713

Lap	Lap Tm	Diff	Time of Day
(94) MATHEUS HENRIQUE			
1	1:15.193	+2.199	11:15:55.398
2	1:12.994		11:17:08.392
3	1:14.571	+1.577	11:18:22.963
4	1:13.190	+0.196	11:19:36.153
5	1:14.929	+1.935	11:20:51.082
6	1:20.001	+7.007	11:22:11.083
7	1:23.564	+10.570	11:23:34.647

Lap	Lap Tm	Diff	Time of Day
(55) JUNIOR MASCHIO			
1	1:25.607	+2.530	11:16:08.576
2	1:23.292	+0.215	11:17:31.868
3	1:23.077		11:18:54.945

Cronometragem: MARCOS A. MANCINI - Diretor de Prova: JOCEMIR ZAMBONI

Orbits





Local:
São José do Rio Claro - MT
30 E 31 DE JULHO
2022



MX LEMAMT - 1a Etapa

Classificado pela melhor volta

NACIONAL INICIANTES

S. J. do Rio Claro/MT 0,950 Km

WARM-UP

31/07/2022 11:00

Qualificação iniciado em 11:13:43

Pos	No.	Piloto	Categ	M. Tempo	Diff	Moto	Cidade	Equipe
1	118	VITOR CALCIOLARI	NACINIC	1:03.070		HONDA	NOVA MUTUM	
2	9	AVINER AGUERO	NACINIC	1:03.182	0.112	HONDA	CAMPO NOVO DO PARECI	ARILDO MOTOS-SÍTIO RIO BRILHANTE
3	177	FABIANO MILANI	NACINIC	1:04.613	1.543	HONDA	SÃO JOSÉ DO RIO CLARO	CHICÃO MX SCHOLL
4	7	THIAGO MORI	NACINIC	1:04.853	1.783	HONDA	NOVA MUTUM	PROSOJA
5	119	LUAN FELIPE	NACINIC	1:04.878	1.808	HONDA	DIAMANTINO	NERI GELLER-NEW TECH
6	25	GUSTAVO GAÚCHO	NACINIC	1:05.335	2.265	HONDA	NOVA MUTUM	
7	257	JOCIMAR TOCO	NACINIC	1:05.525	2.455	HONDA	NOVA MUTUM	TOCA AR-CONDICIONADO AUTOMOTIVO-DUI
8	97	LUCAS QUAGLIO	NACINIC	1:06.826	3.756	HONDA	SÃO JOSÉ DO RIO CLARO	
9	5	GUSTAVO SCHWADE	NACINIC	1:08.228	5.158	HONDA	DIAMANTINO	FAZENDA BONANZA
10	83	ADRIANO	NACINIC	1:08.439	5.369	HONDA	NOVA MUTUM	ITALYCAR LAVA JATO
11	99	RENNER LUIZ	NACINIC	1:08.988	5.918	HONDA	SÃO JOSÉ DO RIO CLARO	GIORDANE LOCAÇÕES
12	31	DONER DAL CASTEL	NACINIC	1:10.489	7.419	HONDA	TANGARÁ DA SERRA	FAZENDA SÃO MIGUEL
13	98	EDUARDO MARINO	NACINIC	1:12.087	9.017	HONDA	SÃO JOSÉ DO RIO CLARO	SÍTIO BOA SORTE
14	94	MATHEUS HENRIQUE	NACINIC	1:12.994	9.924	HONDA	DIAMANTINO	RM VÁLVULAS
15	55	JUNIOR MASCHIO	NACINIC	1:23.077	20.007	HONDA	SÃO JOSÉ DO RIO CLARO	JUNIOR AUTO ELÉTRICA

Cronometragem: MARCOS A. MANCINI - Diretor de Prova: JOCEMIR ZAMBONI

Orbits

