

MX LIMERO - 1a ETAPA

IMPORTADA FL

Machadinho D' oeste - RO 0,900 Km

1a BATERIA

08/09/2019 15:00

Corrida iniciado em 15:44:38

Lap	Lap Tm	Diff	Time of Day	Lap	Lap Tm	Diff	Time of Day	Lap	Lap Tm	Diff	Time of Day
<b>(791) JOÃO MARTINS</b>				<b>(22) XANDY MELLO</b>				<b>(903) JOEL JUNIOR</b>			
1	1:01.358	+2.129	15:46:13.401	1	<b>1:04.852</b>		15:46:19.274	1	1:09.862	+3.552	15:46:27.907
2	<b>59.229</b>		15:47:12.630	2	1:06.722	+1.870	15:47:25.996	2	1:07.770	+1.460	15:47:35.677
3	1:00.773	+1.544	15:48:13.403	3	1:05.807	+0.955	15:48:31.803	3	1:09.447	+3.137	15:48:45.124
4	1:00.108	+0.879	15:49:13.511	4	1:04.974	+0.122	15:49:36.777	4	1:06.808	+0.498	15:49:51.932
5	1:02.466	+3.237	15:50:15.977	5	1:04.989	+0.137	15:50:41.766	5	1:07.013	+0.703	15:50:58.945
6	59.993	+0.764	15:51:15.970	6	1:04.934	+0.082	15:51:46.700	6	1:06.329	+0.019	15:52:05.274
7	1:10.574	+11.345	15:52:26.544	7	1:06.757	+1.905	15:52:53.457	7	<b>1:06.310</b>		15:53:11.584
8	1:01.386	+2.157	15:53:27.930	8	1:07.562	+2.710	15:54:01.019	8	1:06.497	+0.187	15:54:18.081
9	1:01.383	+2.154	15:54:29.313	9	1:05.267	+0.415	15:55:06.286	9	1:06.837	+0.527	15:55:24.918
10	1:02.243	+3.014	15:55:31.556	10	1:06.192	+1.340	15:56:12.478	10	1:07.028	+0.718	15:56:31.946
11	1:01.998	+2.769	15:56:33.554	11	1:05.739	+0.887	15:57:18.217	11	1:09.067	+2.757	15:57:41.013
12	1:01.351	+2.122	15:57:34.905	12	1:06.252	+1.400	15:58:24.469	12	1:06.809	+0.499	15:58:47.822
13	1:01.893	+2.664	15:58:36.798	13	1:05.764	+0.912	15:59:30.233	13	1:08.974	+2.664	15:59:56.796
14	1:02.835	+3.606	15:59:39.633	14	1:06.586	+1.734	16:00:36.819	14	1:07.815	+1.505	16:01:04.611
15	1:03.437	+4.208	16:00:43.070	15	1:05.276	+0.424	16:01:42.095	15	1:07.205	+0.895	16:02:11.816
16	1:02.644	+3.415	16:01:45.714	16	1:05.377	+0.525	16:02:47.472	16	1:09.643	+3.333	16:03:21.459
17	1:03.096	+3.867	16:02:48.810	17	1:06.923	+2.071	16:03:54.395	17	1:08.689	+2.379	16:04:30.148
18	1:04.330	+5.101	16:03:53.140	18	1:06.392	+1.540	16:05:00.787	18	1:07.507	+1.197	16:05:37.655
19	1:05.554	+6.325	16:04:58.694	19	1:07.238	+2.386	16:06:08.025	19	1:07.233	+0.923	16:06:44.888
20	1:06.368	+7.139	16:06:05.062	20	1:08.907	+4.055	16:07:16.932	20	1:06.416	+0.106	16:07:51.304
21	1:05.364	+6.135	16:07:10.426								
<b>(51) HUGO AMARAL</b>				<b>(313) RIDESON CARLOS</b>				<b>(46) MARCIO BRIGIDO</b>			
1	1:00.468	+0.406	15:46:12.112	1	1:04.705	+0.890	15:46:18.667	1	1:07.510	+0.605	15:46:26.508
2	<b>1:00.062</b>		15:47:12.174	2	1:04.900	+1.085	15:47:23.567	2	<b>1:06.905</b>		15:47:33.413
3	1:00.286	+0.224	15:48:12.460	3	<b>1:03.815</b>		15:48:27.382	3	1:07.486	+0.581	15:48:40.899
4	1:00.689	+0.627	15:49:13.149	4	1:05.590	+1.775	15:49:32.972	4	1:07.110	+0.205	15:49:48.009
5	1:02.065	+2.003	15:50:15.214	5	1:07.200	+3.385	15:50:40.172	5	1:07.879	+0.974	15:50:55.888
6	1:00.755	+0.693	15:51:15.969	6	1:07.921	+4.106	15:51:48.093	6	1:07.709	+0.804	15:52:03.597
7	1:16.403	+16.341	15:52:32.372	7	1:03.984	+0.169	15:52:52.077	7	1:07.159	+0.254	15:53:10.756
8	1:01.474	+1.412	15:53:33.846	8	1:05.610	+1.795	15:53:57.687	8	1:10.370	+3.465	15:54:21.126
9	1:01.523	+1.461	15:54:35.369	9	1:06.686	+2.871	15:55:04.373	9	1:07.384	+0.479	15:55:28.510
10	1:03.532	+3.470	15:55:38.901	10	1:05.923	+2.108	15:56:10.296	10	1:08.849	+1.944	15:56:37.359
11	1:04.727	+4.665	15:56:43.628	11	1:04.250	+0.435	15:57:14.546	11	1:08.015	+1.110	15:57:45.374
12	1:02.324	+2.262	15:57:45.952	12	1:06.566	+2.751	15:58:21.112	12	1:08.118	+1.213	15:58:53.492
13	1:04.886	+4.824	15:58:50.838	13	1:04.895	+1.080	15:59:26.007	13	1:08.354	+1.449	16:00:01.846
14	1:04.881	+4.819	15:59:55.719	14	1:05.758	+1.943	16:00:31.765	14	1:07.066	+0.161	16:01:08.912
15	1:03.348	+3.286	16:00:59.067	15	1:14.471	+10.656	16:01:46.236	15	1:08.422	+1.517	16:02:17.334
16	1:06.805	+6.743	16:02:05.872	16	1:09.442	+5.627	16:02:55.678	16	1:09.023	+2.118	16:03:26.357
17	1:04.760	+4.698	16:03:10.632	17	1:09.980	+6.165	16:04:05.658	17	1:08.862	+1.957	16:04:35.219
18	1:05.269	+5.207	16:04:15.901	18	1:08.732	+4.917	16:05:14.390	18	1:08.374	+1.469	16:05:43.593
19	1:05.284	+5.222	16:05:21.185	19	1:10.508	+6.693	16:06:24.898	19	1:10.835	+3.930	16:06:54.428
20	1:06.006	+5.944	16:06:27.191	20	1:11.480	+7.665	16:07:36.378	20	1:09.667	+2.762	16:08:04.095
21	1:07.756	+7.694	16:07:34.947								
<b>(119) JOHANN PIERRE</b>				<b>(116) MATHEUS ZILLI</b>				<b>(412) THIAGO RIGON</b>			
1	1:02.956	+0.873	15:46:20.203	1	1:07.092	+2.102	15:46:24.874	1	1:09.261	+3.171	15:46:33.064
2	1:03.712	+1.629	15:47:23.915	2	1:06.593	+1.603	15:47:31.467	2	<b>1:06.090</b>		15:47:39.154
3	1:04.699	+2.616	15:48:28.614	3	1:06.470	+1.480	15:48:37.937	3	1:07.688	+1.598	15:48:46.842
4	1:04.120	+2.037	15:49:32.734	4	<b>1:04.990</b>		15:49:42.927	4	1:07.760	+1.670	15:49:54.602
5	1:02.926	+0.843	15:50:35.660	5	1:05.975	+0.985	15:50:48.902	5	1:06.604	+0.514	15:51:01.206
6	1:02.183	+0.100	15:51:37.843	6	1:05.724	+0.734	15:51:54.626	6	1:07.206	+1.116	15:52:08.412
7	1:05.244	+3.161	15:52:43.087	7	1:05.513	+0.523	15:53:00.139	7	1:06.989	+0.899	15:53:15.401
8	1:03.058	+0.975	15:53:46.145	8	1:05.781	+0.791	15:54:05.920	8	1:08.603	+2.513	15:54:24.004
9	1:02.712	+0.629	15:54:48.857	9	1:05.966	+0.976	15:55:11.886	9	1:09.470	+3.380	15:55:33.474
10	1:02.798	+0.715	15:55:51.655	10	1:06.059	+1.069	15:56:17.945	10	1:12.754	+6.664	15:56:46.228
11	<b>1:02.083</b>		15:56:53.738	11	1:08.300	+3.310	15:57:26.245	11	1:09.345	+3.255	15:57:55.573
12	1:05.515	+3.432	15:57:59.253	12	1:07.895	+2.905	15:58:34.140	12	1:06.753	+0.663	15:59:02.326
13	1:05.257	+3.174	15:59:04.510	13	1:07.543	+2.553	15:59:41.683	13	1:07.714	+1.624	16:00:10.040
14	1:03.270	+1.187	16:00:07.780	14	1:07.168	+2.178	16:00:48.851	14	1:06.190	+0.100	16:01:16.230
15	1:04.182	+2.099	16:01:11.962	15	1:07.606	+2.616	16:01:56.457	15	1:06.439	+0.349	16:02:22.669
16	1:04.406	+2.323	16:02:16.368	16	1:06.465	+1.475	16:03:02.922	16	1:07.923	+1.833	16:03:30.592
17	1:06.352	+4.269	16:03:22.720	17	1:08.744	+3.754	16:04:11.666	17	1:08.726	+2.636	16:04:39.318
18	1:05.918	+3.835	16:04:28.638								



PREFEITURA DE MACHADINHO



MX LIMERO - 1a ETAPA

Classificado por voltas

IMPORTADA FL

Machadinho D' oeste - RO 0,900 Km

1a BATERIA

08/09/2019 15:00

Corrida iniciado em 15:44:38

Pos	No.	Piloto	Categ	Voltas	Diff	M.Volta	Moto	Cidade	Equipe
1	791	JOÃO MARTINS	IMPORTADA FL	21		59.229	KTM	PORTO VELHO	LEME EMPREENDIMENTOS
2	51	HUGO AMARAL	IMPORTADA FL	21	24.521	1:00.062	SUZUKI	PORTO VELHO	VISTONY
3	119	JHOAN PIERRE	IMPORTADA FL	21	30.130	1:02.083	YAMAHA	PORTO VELHO	PRONTOFISIO-MAP-VIPAL PNEUS-MRP
4	22	XANDY MELLO	IMPORTADA FL	20	1 Volta	1:04.852	HONDA	ARIQUEMES	RONDO MOTOS
5	313	RIDESON CARLOS	IMPORTADA FL	20	1 Volta	1:03.815	HONDA	RIO BRANCO/AC	
6	116	MATHEUS ZILLI	IMPORTADA FL	20	1 Volta	1:04.990	YAMAHA	VILHENA	SIMOES REPRESENT-PONTUAL CONSTRUTORA
7	903	JOEL JUNIOR	IMPORTADA FL	20	1 Volta	1:06.310	YAMAHA	CACOAL	MEGABOM-PICAPAU-YAMAHA
8	46	MARCIO BRIGIDO	IMPORTADA FL	20	1 Volta	1:06.905	YAMAHA	CACOAL	MEGA BOM
9	412	THIAGO RIGON	IMPORTADA FL	20	1 Volta	1:06.090	YAMAHA	JI-PARANA	PICAPAU-YAMAHA
10	77	ITAMAR TADEU	IMPORTADA FL	20	1 Volta	1:06.910	YAMAHA	CACOAL	ITF MULTIM ARCAS-TOMAZ MX SCHOOL-MASTER MO
11	60	JEAN CARLOS	IMPORTADA FL	19	2 Voltas	1:07.134	SUZUKI	PORTO VELHO	GALGOS MOTOS
12	101	JEFERSON	IMPORTADA FL	19	2 Voltas	1:09.470	YAMAHA	PORTO VELHO	BOMBERACO EXTINTORES
13	24	THIAGO CHURRU	IMPORTADA FL	19	2 Voltas	1:08.397	KAWASAKI	VILHENA	CHURRU TORNO E SOLDADO-POSTO DE MOLAS ROMA-
14	92	BRUNO FEIER	IMPORTADA FL	18	3 Voltas	1:11.358	SUZUKI	ARIQUEMES	S. M. FEIER MADEIRAS-B.D.P. RACING
15	86	PAULO FEIER	IMPORTADA FL	17	4 Voltas	1:11.982	SUZUKI	ARIQUEMES	S. M. FEIER MADEIRAS-B.D.P. RACING
16	338	LUCAS PROZINHO	IMPORTADA FL	17	4 Voltas	1:12.774	YAMAHA	PORTO VELHO	BKO SPORTS WEAR
17	512	WENDELL COELHO	IMPORTADA FL	15	6 Voltas	1:08.703	KAWASAKI	ACRELANDIA	AUTO MECANICA WENDELL
18	294	GREGORY MOTA	IMPORTADA FL	14	7 Voltas	1:06.451	SUZUKI	MANAUS	FORTLUB-MAREZIA
19	772	FORMIGA	IMPORTADA FL	14	7 Voltas	1:15.760	HONDA	JI-PARANÁ	DESPACHANTE E CIA-JOHNSON PAIXÃO
20	74	REPIZO	IMPORTADA FL	11	10 Voltas	1:06.793	KAWASAKI	CACOAL	CASA DOCS-MEGA BOM SORVETES-SICOOB FRONTE

Não classificado (50% = 11 Voltas)

222	DUDU ANDRADE	IMPORTADA FL	9	12 Voltas	1:05.462	YAMAHA	NOVA MUTUM PARANÁ	AUTOR CENTER LIDERA-DRAGA VITÓRIA
3	EDER STENZEL	IMPORTADA FL	8	13 Voltas	1:05.805	KAWASAKI	PORTO VELHO	MRP RACING-MAP DISTRIBUIDORA-POSTO IRMÃOS
328	GUILHERME BISCOLA	IMPORTADA FL	8	13 Voltas	1:07.732	HONDA	VILHENA	GURGE DIESEL PARTS-POSTO DE MOLAS NOMA-CAE
171	YAN LUCAS	IMPORTADA FL	3	18 Voltas	1:24.411	YAMAHA	JI-PARANA	BADECO MOTOS
115	NALZERES FUMIM	IMPORTADA FL	1	20 Voltas	1:17.242	HONDA	NOVA MUTUM PARANÁ	AUTO CENTER LIDER-AUTO POSTO EM BAUBA-DRAG
2	DANIEL LIMA	IMPORTADA FL		21 Voltas		KAWASAKI	PORTO VELHO	AUTO POSTO EMBAUBA-AUTO CENTER LIDER

Margem da Vitoria	velocidade Media	Tempo Melhor volta	Melhor Veloc.	Melhor Volta por..
24.521	50,314	59.229	54,703	791 - JOÃO MARTINS

Cronometragem: MARCOS A. MANCINI - Diretor de Prova: EVERTON TCHURMA

Orbits

www.mancini.esp.br

www.mylaps.com

enciado para: MANCINI CRONOMETRAGEM



PREFEITURA DE MACHADINHO



MX LIMERO - 1a ETAPA

IMPORTADA FL

Machadinho D' oeste - RO 0,900 Km

2a BATERIA

08/09/2019 16:30

Corrida iniciado em 17:03:14

Lap	Lap Tm	Diff	Time of Day
<b>(791) JOÃO MARTINS</b>			
1	<b>58.815</b>		17:04:47.403
2	59.413	+0.598	17:05:46.816
3	59.379	+0.564	17:06:46.195
4	1:00.376	+1.561	17:07:46.571
5	1:01.559	+2.744	17:08:48.130
6	1:00.412	+1.597	17:09:48.542
7	59.897	+1.082	17:10:48.439
8	1:02.928	+4.113	17:11:51.367
9	1:02.708	+3.893	17:12:54.075
10	1:05.011	+6.196	17:13:59.086
11	1:02.516	+3.701	17:15:01.602
12	1:02.620	+3.805	17:16:04.222
13	1:04.076	+5.261	17:17:08.298
14	1:03.058	+4.243	17:18:11.356
15	1:01.795	+2.980	17:19:13.151
16	1:00.934	+2.119	17:20:14.085
17	1:02.280	+3.465	17:21:16.365
18	1:05.137	+6.322	17:22:21.502
19	1:03.436	+4.621	17:23:24.938
20	1:07.802	+8.987	17:24:32.740
21	1:10.867	+12.052	17:25:43.607

Lap	Lap Tm	Diff	Time of Day
<b>(51) HUGO AMARAL</b>			
1	<b>1:00.500</b>		17:04:50.733
2	1:01.797	+1.297	17:05:52.530
3	1:01.757	+1.257	17:06:54.287
4	1:01.469	+0.969	17:07:55.756
5	1:02.571	+2.071	17:08:58.327
6	1:01.965	+1.465	17:10:00.292
7	1:02.883	+2.383	17:11:03.175
8	1:03.937	+3.437	17:12:07.112
9	1:03.905	+3.405	17:13:11.017
10	1:02.510	+2.010	17:14:13.527
11	1:03.517	+3.017	17:15:17.044
12	1:02.167	+1.667	17:16:19.211
13	1:02.377	+1.877	17:17:21.588
14	1:01.697	+1.197	17:18:23.285
15	1:02.510	+2.010	17:19:25.795
16	1:04.093	+3.593	17:20:29.888
17	1:04.367	+3.867	17:21:34.255
18	1:04.726	+4.226	17:22:38.981
19	1:03.785	+3.285	17:23:42.766
20	1:05.311	+4.811	17:24:48.077
21	1:11.544	+11.044	17:25:59.621

Lap	Lap Tm	Diff	Time of Day
<b>(119) JOHAN PIERRE</b>			
1	1:05.908	+4.458	17:05:01.204
2	1:03.947	+2.497	17:06:05.151
3	<b>1:01.450</b>		17:07:06.601
4	1:02.913	+1.463	17:08:09.514
5	1:02.854	+1.404	17:09:12.368
6	1:01.840	+0.390	17:10:14.208
7	1:02.554	+1.104	17:11:16.762
8	1:03.481	+2.031	17:12:20.243
9	1:02.014	+0.564	17:13:22.257
10	1:02.631	+1.181	17:14:24.888
11	1:03.153	+1.703	17:15:28.041
12	1:02.998	+1.548	17:16:31.039
13	1:03.230	+1.780	17:17:34.269
14	1:02.611	+1.161	17:18:36.880
15	1:03.283	+1.833	17:19:40.163
16	1:04.747	+3.297	17:20:44.910
17	1:03.332	+1.882	17:21:48.242
18	1:03.915	+2.465	17:22:52.157

Lap	Lap Tm	Diff	Time of Day
19	1:04.987	+3.537	17:23:57.144
20	1:04.202	+2.752	17:25:01.346
21	1:04.043	+2.593	17:26:05.389
<b>(22) XANDY MELLO</b>			
1	1:05.610	+2.459	17:05:00.333
2	<b>1:03.151</b>		17:06:03.484
3	1:04.637	+1.486	17:07:08.121
4	1:03.891	+0.740	17:08:12.012
5	1:03.792	+0.641	17:09:15.804
6	1:05.428	+2.277	17:10:21.232
7	1:04.138	+0.987	17:11:25.370
8	1:05.306	+2.155	17:12:30.676
9	1:04.124	+0.973	17:13:34.800
10	1:04.399	+1.248	17:14:39.199
11	1:06.642	+3.491	17:15:45.841
12	1:05.588	+2.437	17:16:51.429
13	1:05.619	+2.468	17:17:57.048
14	1:04.706	+1.555	17:19:01.754
15	1:05.408	+2.257	17:20:07.162
16	1:06.054	+2.903	17:21:13.216
17	1:06.725	+3.574	17:22:19.941
18	1:07.325	+4.174	17:23:27.266
19	1:08.011	+4.860	17:24:35.277
20	1:10.153	+7.002	17:25:45.430

Lap	Lap Tm	Diff	Time of Day
<b>(313) RIDESON CARLOS</b>			
1	1:02.854	+0.598	17:04:54.740
2	<b>1:02.256</b>		17:05:56.996
3	1:03.470	+1.214	17:07:00.466
4	1:02.818	+0.562	17:08:03.284
5	1:03.132	+0.876	17:09:06.416
6	1:03.907	+1.651	17:10:10.323
7	1:03.253	+0.997	17:11:13.576
8	1:05.526	+3.270	17:12:19.102
9	1:05.389	+3.133	17:13:24.491
10	1:03.897	+1.641	17:14:28.388
11	1:06.835	+4.579	17:15:35.223
12	1:06.640	+4.384	17:16:41.863
13	1:06.288	+4.032	17:17:48.151
14	1:10.169	+7.913	17:18:58.320
15	1:14.899	+12.643	17:20:13.219
16	1:14.424	+12.168	17:21:27.643
17	1:15.513	+13.257	17:22:43.156
18	1:11.342	+9.086	17:23:54.498
19	1:09.758	+7.502	17:25:04.256
20	1:06.448	+4.192	17:26:10.704

Lap	Lap Tm	Diff	Time of Day
<b>(903) JOEL JUNIOR</b>			
1	1:06.919	+1.942	17:05:04.419
2	1:05.847	+0.870	17:06:10.266
3	<b>1:04.977</b>		17:07:15.243
4	1:06.216	+1.239	17:08:21.459
5	1:06.490	+1.513	17:09:27.949
6	1:07.005	+2.028	17:10:34.954
7	1:05.448	+0.471	17:11:40.402
8	1:06.637	+1.660	17:12:47.039
9	1:06.265	+1.288	17:13:53.304
10	1:08.115	+3.138	17:15:01.419
11	1:07.736	+2.759	17:16:09.155
12	1:06.510	+1.533	17:17:15.665
13	1:08.102	+3.125	17:18:23.767
14	1:08.040	+3.063	17:19:31.807
15	1:06.776	+1.799	17:20:38.583
16	1:06.412	+1.435	17:21:44.995
17	1:06.516	+1.539	17:22:51.511

Lap	Lap Tm	Diff	Time of Day
18	1:07.733	+2.756	17:23:59.244
19	1:05.502	+0.525	17:25:04.746
20	1:07.663	+2.686	17:26:12.409
<b>(46) MARCIO BRIGIDO</b>			
1	<b>1:05.885</b>		17:05:00.105
2	1:07.651	+1.766	17:06:07.756
3	1:06.625	+0.740	17:07:14.381
4	1:07.092	+1.207	17:08:21.473
5	1:06.129	+0.244	17:09:27.602
6	1:07.934	+2.049	17:10:35.536
7	1:07.640	+1.755	17:11:43.176
8	1:07.445	+1.560	17:12:50.621
9	1:09.289	+3.404	17:13:59.910
10	1:08.702	+2.817	17:15:08.612
11	1:07.604	+1.719	17:16:16.216
12	1:08.273	+2.388	17:17:24.489
13	1:07.077	+1.192	17:18:31.566
14	1:06.851	+0.966	17:19:38.417
15	1:07.503	+1.618	17:20:45.920
16	1:07.415	+1.530	17:21:53.335
17	1:07.282	+1.397	17:23:00.617
18	1:07.474	+1.589	17:24:08.091
19	1:06.392	+0.507	17:25:14.483
20	1:06.004	+0.119	17:26:20.487

Lap	Lap Tm	Diff	Time of Day
<b>(77) ITAMAR TADEU</b>			
1	1:07.856	+1.726	17:05:04.502
2	1:07.419	+1.289	17:06:11.921
3	1:06.641	+0.511	17:07:18.562
4	1:07.057	+0.927	17:08:25.619
5	1:06.858	+0.728	17:09:32.477
6	1:07.099	+0.969	17:10:39.576
7	1:07.609	+1.479	17:11:47.185
8	1:09.011	+2.881	17:12:56.196
9	1:07.992	+1.862	17:14:04.188
10	1:06.769	+0.639	17:15:10.957
11	1:06.881	+0.751	17:16:17.838
12	1:07.677	+1.547	17:17:25.515
13	1:07.069	+0.939	17:18:32.584
14	1:07.246	+1.116	17:19:39.830
15	1:06.974	+0.844	17:20:46.804
16	1:07.304	+1.174	17:21:54.108
17	1:07.175	+1.045	17:23:01.283
18	1:07.479	+1.349	17:24:08.762
19	1:06.424	+0.294	17:25:15.186
20	<b>1:06.130</b>		17:26:21.316

Lap	Lap Tm	Diff	Time of Day
<b>(116) MATHEUS ZILLI</b>			
1	1:03.880	+1.002	17:04:56.565
2	1:03.998	+1.120	17:06:00.563
3	<b>1:02.878</b>		17:07:03.441
4	1:03.670	+0.792	17:08:07.111
5	1:03.326	+0.448	17:09:10.437
6	1:06.841	+3.963	17:10:17.278
7	1:04.404	+1.526	17:11:21.682
8	1:04.505	+1.627	17:12:26.187
9	1:04.453	+1.575	17:13:30.640
10	1:13.086	+10.208	17:14:43.726
11	1:13.426	+10.548	17:15:57.152
12	1:10.209	+7.331	17:17:07.361
13	1:10.681	+7.803	17:18:18.042
14	1:09.884	+7.006	17:19:27.926
15	1:08.749	+5.871	17:20:36.675
16	1:07.202	+4.324	17:21:43.877
17	1:11.962	+9.084	17:22:55.839

Cronometragem: MARCOS A. MANCINI - Diretor de Prova: EVERTON TCHURMA

Orbits

www.mancini.esp.br



www.mylaps.com

Licenciado para: MANCINI CRONOMETRAGEM



PREFEITURA DE MACHADINHO



### MX LIMERO - 1a ETAPA


IMPORTADA FL

Machadinho D' oeste - RO 0,900 Km

2a BATERIA

08/09/2019 16:30

Corrida iniciado em 17:03:14



Lap	Lap Tm	Diff	Time of Day
18	1:12.148	+9.270	17:24:07.987
19	1:12.263	+9.385	17:25:20.250
20	1:14.646	+11.768	17:26:34.896
<b>(101) JEFERSON</b>			
1	1:09.355	+2.340	17:05:08.476
2	1:07.193	+0.178	17:06:15.669
3	1:08.476	+1.461	17:07:24.145
4	1:07.331	+0.316	17:08:31.476
5	1:07.057	+0.042	17:09:38.533
6	<b>1:07.015</b>		17:10:45.548
7	1:08.789	+1.774	17:11:54.337
8	1:08.047	+1.032	17:13:02.384
9	1:09.805	+2.790	17:14:12.189
10	1:07.863	+0.848	17:15:20.052
11	1:08.663	+1.648	17:16:28.715
12	1:09.945	+2.930	17:17:38.660
13	1:10.742	+3.727	17:18:49.402
14	1:12.670	+5.655	17:20:02.072
15	1:10.087	+3.072	17:21:12.159
16	1:12.541	+5.526	17:22:24.700
17	1:11.514	+4.499	17:23:36.214
18	1:11.327	+4.312	17:24:47.541
19	1:13.035	+6.020	17:26:00.576
<b>(60) JEAN CARLOS</b>			
1	1:09.379	+3.923	17:05:08.951
2	1:52.065	+46.609	17:07:01.016
3	1:05.592	+0.136	17:08:06.608
4	1:07.564	+2.108	17:09:14.172
5	1:06.712	+1.256	17:10:20.884
6	<b>1:05.456</b>		17:11:26.340
7	1:05.866	+0.410	17:12:32.206
8	1:12.739	+7.283	17:13:44.945
9	1:07.061	+1.605	17:14:52.006
10	1:08.133	+2.677	17:16:00.139
11	1:07.334	+1.878	17:17:07.473
12	1:07.529	+2.073	17:18:15.002
13	1:06.778	+1.322	17:19:21.780
14	1:06.474	+1.018	17:20:28.254
15	1:08.187	+2.731	17:21:36.441
16	1:06.310	+0.854	17:22:42.751
17	1:05.928	+0.472	17:23:48.679
18	1:07.302	+1.846	17:24:55.981
19	1:08.247	+2.791	17:26:04.228
<b>(92) BRUNO FEIER</b>			
1	1:14.468	+2.812	17:05:16.696
2	1:13.237	+1.581	17:06:29.933
3	<b>1:11.656</b>		17:07:41.589
4	1:17.397	+5.741	17:08:58.986
5	1:15.972	+4.316	17:10:14.958
6	1:16.337	+4.681	17:11:31.295
7	1:13.936	+2.280	17:12:45.231
8	1:16.871	+5.215	17:14:02.102
9	1:18.291	+6.635	17:15:20.393
10	1:16.973	+5.317	17:16:37.366
11	1:15.880	+4.224	17:17:53.246
12	1:14.807	+3.151	17:19:08.053
13	1:15.223	+3.567	17:20:23.276
14	1:17.049	+5.393	17:21:40.325
15	1:19.066	+7.410	17:22:59.391
16	1:14.515	+2.859	17:24:13.906
17	1:13.922	+2.266	17:25:27.828
18	1:14.850	+3.194	17:26:42.678

Lap	Lap Tm	Diff	Time of Day
<b>(86) PAULO FEIER</b>			
1	1:12.309	+0.267	17:05:25.706
2	<b>1:12.042</b>		17:06:37.748
3	1:12.453	+0.411	17:07:50.201
4	1:14.015	+1.973	17:09:04.216
5	1:18.779	+6.737	17:10:22.995
6	1:13.505	+1.463	17:11:36.500
7	1:17.032	+4.990	17:12:53.532
8	1:19.066	+7.024	17:14:12.598
9	1:18.018	+5.976	17:15:30.616
10	1:16.007	+3.965	17:16:46.623
11	1:15.104	+3.062	17:18:01.727
12	1:15.998	+3.956	17:19:17.725
13	1:17.415	+5.373	17:20:35.140
14	1:16.301	+4.259	17:21:51.441
15	1:16.415	+4.373	17:23:07.856
16	1:12.854	+0.812	17:24:20.710
17	1:13.228	+1.186	17:25:33.938
18	1:14.179	+2.137	17:26:48.117
<b>(74) REPIZO</b>			
1	1:06.746	+0.667	17:05:02.289
2	1:08.151	+2.072	17:06:10.440
3	1:07.528	+1.449	17:07:17.968
4	1:06.583	+0.504	17:08:24.551
5	<b>1:06.079</b>		17:09:30.630
6	1:07.209	+1.130	17:10:37.839
7	1:07.968	+1.889	17:11:45.807
8	1:14.927	+8.848	17:13:00.734
9	1:10.669	+4.590	17:14:11.403
10	1:14.646	+8.567	17:15:26.049
<b>(171) YAN LUCAS</b>			
1	<b>1:19.989</b>		17:05:25.564
2	1:21.242	+1.253	17:06:46.806
3	1:26.803	+6.814	17:08:13.609
4	1:23.381	+3.392	17:09:36.990
5	1:33.795	+13.806	17:11:10.785
6	1:30.674	+10.685	17:12:41.459

Cronometragem: MARCOS A. MANCINI - Diretor de Prova: EVERTON TCHURMA

Orbits

www.mancini.esp.br



www.mylaps.com

Licenciado para: MANCINI CRONOMETRAGEM



PREFEITURA DE MACHADINHO



MX LIMERO - 1a ETAPA

Classificado por voltas

IMPORTADA FL

Machadinho D' oeste - RO 0,900 Km

2a BATERIA

08/09/2019 16:30

Corrida iniciado em 17:03:14

Pos	No.	Piloto	Categ	Volts	Diff	M.Volta	Moto	Cidade	Equipe
1	791	JOÃO MARTINS	IMPORTADA FL	21		58.815	KTM	PORTO VELHO	LEME EMPREENDIMENTOS
2	51	HUGO AMARAL	IMPORTADA FL	21	16.014	1:00.500	SUZUKI	PORTO VELHO	VISTONY
3	119	JHOAN PIERRE	IMPORTADA FL	21	21.782	1:01.450	YAMAHA	PORTO VELHO	PRONTOFISIO-MAP-VIPAL PNEUS-MRP
4	22	XANDY MELLO	IMPORTADA FL	20	1 Volta	1:03.151	HONDA	ARIQUEMES	RONDO MOTOS
5	313	RIDESON CARLOS	IMPORTADA FL	20	1 Volta	1:02.256	HONDA	RIO BRANCO/AC	
6	903	JOEL JUNIOR	IMPORTADA FL	20	1 Volta	1:04.977	YAMAHA	CACOAL	MEGABOM-PICAPAU-YAMAHA
7	46	MARCIO BRIGIDO	IMPORTADA FL	20	1 Volta	1:05.885	YAMAHA	CACOAL	MEGA BOM
8	77	ITAMAR TADEU	IMPORTADA FL	20	1 Volta	1:06.130	YAMAHA	CACOAL	ITF MULTIMARCAS-TOMAZ MX SCHOOL-MASTER MO
9	116	MATHEUS ZILLI	IMPORTADA FL	20	1 Volta	1:02.878	YAMAHA	VILHENA	SIMOGES REPRESENT-PONTUAL CONSTRUTORA
10	101	JEFERSON	IMPORTADA FL	19	2 Voltas	1:07.015	YAMAHA	PORTO VELHO	BOMBERACO EXTINTORES
11	60	JEAN CARLOS	IMPORTADA FL	19	2 Voltas	1:05.456	SUZUKI	PORTO VELHO	GALEGOS MOTOS
12	92	BRUNO FEIER	IMPORTADA FL	18	3 Voltas	1:11.656	SUZUKI	ARIQUEMES	S. M. FEIER MADEIRAS-B.D.P. RACING
13	86	PAULO FEIER	IMPORTADA FL	18	3 Voltas	1:12.042	SUZUKI	ARIQUEMES	S. M. FEIER MADEIRAS-B.D.P. RACING

Não classificado (50% = 11 Voltas)

74	REPIZO	IMPORTADA FL	10	11 Voltas		1:06.079	KAWASAKI	CACOAL	CASA DOCS-MEGA BOM SORVETES-SICOOB FRONTE
171	YAN LUCAS	IMPORTADA FL	6	15 Voltas		1:19.989	YAMAHA	JI-PARANA	BADECO MOTOS

Margem da Vitoria	velocidade Media	Tempo Melhor volta	Melhor Veloc.	Melhor Volta por..
16.014	50,426	58.815	55,088	791 - JOÃO MARTINS

Cronometragem: MARCOS A. MANCINI - Diretor de Prova: EVERTON TCHURMA

Orbits

www.mancini.esp.br

www.mylaps.com

enciado para: MANCINI CRONOMETRAGEM



PREFEITURA DE MACHADINHO




## MX LIMERO - 1a ETAPA

IMPORTADA FL

Machadinho D' oeste - RO 0,900 Km

RESULTADO GERAL



Pos	No.	Piloto	Categ	R1.	R2.	Total	Moto	Cidade	Equipe
1	'91	JOÃO MARTINS	IMPORTADA FL	25	25	<b>50</b>	KTM	PORTO VELHO	LEME EMPREENDIMENTOS
2	51	HUGO AMARAL	IMPORTADA FL	22	22	<b>44</b>	SUZUKI	PORTO VELHO	VISTONY
3	.19	JHOAN PIERRE	IMPORTADA FL	20	20	<b>40</b>	YAMAHA	PORTO VELHO	PRONTOFISIO-MAP-VIPAL PNEUS-MRP
4	22	XANDY MELLO	IMPORTADA FL	18	18	<b>36</b>	HONDA	ARIQUEMES	RONDO MOTOS
5	13	RIDESON CARLOS	IMPORTADA FL	16	16	<b>32</b>	HONDA	RIO BRANCO/AC	
6	03	JOEL JUNIOR	IMPORTADA FL	14	15	<b>29</b>	YAMAHA	CACOAL	MEGABOM-PICAPAU-YAMAHA
7	46	MARCIO BRIGIDO	IMPORTADA FL	13	14	<b>27</b>	YAMAHA	CACOAL	MEGA BOM
8	.16	MATHEUS ZILLI	IMPORTADA FL	15	12	<b>27</b>	YAMAHA	VILHENA	SIMOES REPRESENT-PONTUAL CONSTRUTORA
9	77	ITAMAR TADEU	IMPORTADA FL	11	13	<b>24</b>	YAMAHA	CACOAL	ITF MULTIMARCAS-TOMAZ MX SCHOOL-MASTER MOTOS CACOAL
10	.01	JEFERSON	IMPORTADA FL	9	11	<b>20</b>	YAMAHA	PORTO VELHO	BOMBERACO EXTINTORES
11	60	JEAN CARLOS	IMPORTADA FL	10	10	<b>20</b>	SUZUKI	PORTO VELHO	GALEGOS MOTOS
12	92	BRUNO FEIER	IMPORTADA FL	7	9	<b>16</b>	SUZUKI	ARIQUEMES	S. M. FEIER MADEIRAS-B.D.P. RACING
13	86	PAULO FEIER	IMPORTADA FL	6	8	<b>14</b>	SUZUKI	ARIQUEMES	S. M. FEIER MADEIRAS-B.D.P. RACING
14	12	THIAGO RIGON	IMPORTADA FL	12	--	<b>12</b>	YAMAHA	JI-PARANA	PICAPAU-YAMAHA
15	24	THIAGO CHURRU	IMPORTADA FL	8	--	<b>8</b>	KAWASAKI	VILHENA	CHURRU TORNO E SOLDA-POSTO DE MOLAS ROMA-NORTON PREPARAÇÃO
16	38	LUCAS PROZINHO	IMPORTADA FL	5	--	<b>5</b>	YAMAHA	PORTO VELHO	BKO SPORTS WEAR
17	12	WENDELL COELHO	IMPORTADA FL	4	--	<b>4</b>	KAWASAKI	ACRELANDIA	AUTO MECANICA WENDELL
18	94	GREGORY MOTA	IMPORTADA FL	3	--	<b>3</b>	SUZUKI	MANAUS	FORTLUB-MAREZIA
19	'72	FORMIGA	IMPORTADA FL	2	--	<b>2</b>	HONDA	JI-PARANÁ	DESPACHANTE E CIA-JOHNSON PAIXÃO
20	74	REPIZO	IMPORTADA FL	1	0	<b>1</b>	KAWASAKI	CACOAL	CASA DOCS-MEGA BOM SORVETES-SICOOB FRONTEIRAS
21	.71	YAN LUCAS	IMPORTADA FL	0	0	<b>0</b>	YAMAHA	JI-PARANA	BADECO MOTOS
22	22	DUDU ANDRADE	IMPORTADA FL	0	--	<b>0</b>	YAMAHA	NOVA MUTUM PARAN	AUTOR CENTER LIDERA-DRAGA VITÓRIA
23	3	EDER STENZEL	IMPORTADA FL	0	--	<b>0</b>	KAWASAKI	PORTO VELHO	MRP RACING-MAP DISTRIBUIDORA-POSTO IRMÃOS LEITE
24	28	GUILHERME BISCOLA	IMPORTADA FL	0	--	<b>0</b>	HONDA	VILHENA	GURGE DIESEL PARTS-POSTO DE MOLAS NOMA-CASTELO MAT CONST
25	.15	NALZERES FUMIM	IMPORTADA FL	0	--	<b>0</b>	HONDA	NOVA MUTUM PARAN	AUTO CENTER LIDER-AUTO POSTO EMBAUBA-DRA GA VITÓRIA-FALCAO M C
26	2	DANIEL LIMA	IMPORTADA FL	0	--	<b>0</b>	KAWASAKI	PORTO VELHO	AUTO POSTO EMBAUBA-AUTO CENTER LIDER

## MX LIMERO - 1a ETAPA

IMPORTADA FL

Machadinho D' oeste - RO 0,900 Km

TREINO CRONOMETRADO

08/09/2019 09:45

Qualificação iniciado em 10:50:56

Lap	Lap Tm	Diff	Time of Day
<b>(791) JOÃO MARTINS</b>			
1	1:01.062	+2.911	10:54:32.051
2	1:25.525	+27.374	10:55:57.576
3	59.913	+1.762	10:56:57.489
4	1:04.258	+6.107	10:58:01.747
5	58.849	+0.698	10:59:00.596
6	59.656	+1.505	11:00:00.252
7	59.455	+1.304	11:00:59.707
8	1:56.615	+58.464	11:02:56.322
9	<b>58.151</b>		11:03:54.473

Lap	Lap Tm	Diff	Time of Day
<b>(51) HUGO AMARAL</b>			
1	1:06.955	+8.421	10:54:32.998
2	1:04.312	+5.778	10:55:37.310
3	1:00.459	+1.925	10:56:37.769
4	1:16.075	+17.541	10:57:53.844
5	1:00.511	+1.977	10:58:54.355
6	1:16.606	+18.072	11:00:10.961
7	<b>58.534</b>		11:01:09.495
8	1:57.396	+58.862	11:03:06.891
9	1:00.606	+2.072	11:04:07.497

Lap	Lap Tm	Diff	Time of Day
<b>(20) EMERSON FILE</b>			
1	1:06.379	+5.335	10:54:38.394
2	1:04.849	+3.805	10:55:43.243
3	1:17.868	+16.824	10:57:01.111
4	1:03.302	+2.258	10:58:04.413
5	1:17.335	+16.291	10:59:21.748
6	1:01.679	+0.635	11:00:23.427
7	1:11.669	+10.625	11:01:35.096
8	<b>1:01.044</b>		11:02:36.140
9	1:15.760	+14.716	11:03:51.900
10	1:02.065	+1.021	11:04:53.965

Lap	Lap Tm	Diff	Time of Day
<b>(119) JHOAN PIERRE</b>			
1	1:02.721	+1.530	10:54:19.131
2	<b>1:01.191</b>		10:55:20.322
3	1:42.067	+40.876	10:57:02.389
4	1:03.556	+2.365	10:58:05.945
5	1:01.701	+0.510	10:59:07.646
6	1:07.675	+6.484	11:00:15.321

Lap	Lap Tm	Diff	Time of Day
<b>(222) DUDU ANDRADE</b>			
1	1:05.657	+2.706	10:54:14.551
2	1:05.431	+2.480	10:55:19.982
3	1:04.926	+1.975	10:56:24.908
4	1:10.709	+7.758	10:57:35.617
5	<b>1:02.951</b>		10:58:38.568
6	1:06.983	+4.032	10:59:45.551
7	1:05.056	+2.105	11:00:50.607
8	1:07.909	+4.958	11:01:58.516
9	1:09.365	+6.414	11:03:07.881
10	1:08.997	+6.046	11:04:16.878

Lap	Lap Tm	Diff	Time of Day
<b>(313) RIDESON CARLOS</b>			
1	1:07.520	+3.860	10:54:24.865
2	<b>1:03.660</b>		10:55:28.525
3	1:05.331	+1.671	10:56:33.856
4	1:06.489	+2.829	10:57:40.345
5	1:04.586	+0.926	10:58:44.931

Lap	Lap Tm	Diff	Time of Day
<b>(77) ITAMAR TADEU</b>			
1	1:09.676	+5.833	10:55:18.495
2	1:04.446	+0.603	10:56:22.941
3	1:22.416	+18.573	10:57:45.357

Lap	Lap Tm	Diff	Time of Day
4	1:11.938	+8.095	10:58:57.295
5	1:16.841	+12.998	11:00:14.136
6	<b>1:03.843</b>		11:01:17.979

Lap	Lap Tm	Diff	Time of Day
<b>(3) EDER STENZEL</b>			
1	<b>1:03.935</b>		10:54:13.894
2	1:08.633	+4.698	10:55:22.527
3	1:20.084	+16.149	10:56:42.611

Lap	Lap Tm	Diff	Time of Day
<b>(22) XANDY MELLO</b>			
1	1:06.488	+1.962	10:54:22.767
2	1:10.697	+6.171	10:55:33.464
3	1:05.609	+1.083	10:56:39.073
4	1:30.637	+26.111	10:58:09.710
5	1:04.582	+0.056	10:59:14.292
6	<b>1:04.526</b>		11:00:18.818
7	2:42.104	+1:37.578	11:03:00.922
8	1:08.216	+3.690	11:04:09.138

Lap	Lap Tm	Diff	Time of Day
<b>(294) GREGORY MOTA</b>			
1	1:06.738	+2.017	10:54:21.380
2	1:06.050	+1.329	10:55:27.430
3	1:04.777	+0.056	10:56:32.207
4	1:10.829	+6.108	10:57:43.036
5	<b>1:04.721</b>		10:58:47.757
6	1:07.431	+2.710	10:59:55.188
7	1:16.034	+11.313	11:01:11.222
8	1:11.438	+6.717	11:02:22.660
9	1:13.381	+8.660	11:03:36.041
10	1:17.159	+12.438	11:04:53.200

Lap	Lap Tm	Diff	Time of Day
<b>(903) JOEL JUNIOR</b>			
1	1:10.306	+4.595	10:54:51.980
2	1:07.692	+1.981	10:55:59.672
3	1:14.584	+8.873	10:57:14.256
4	1:07.044	+1.333	10:58:21.300
5	1:08.025	+2.314	10:59:29.325
6	1:19.458	+13.747	11:00:48.783
7	<b>1:05.711</b>		11:01:54.494
8	1:25.960	+20.249	11:03:20.454

Lap	Lap Tm	Diff	Time of Day
<b>(328) GUILHERME BISCOLA</b>			
1	<b>1:06.242</b>		10:54:42.970
2	1:07.330	+1.088	10:55:50.300
3	1:09.928	+3.686	10:57:00.228
4	1:06.410	+0.168	10:58:06.638
5	1:08.816	+2.574	10:59:15.454
6	1:12.801	+6.559	11:00:28.255
7	1:08.975	+2.733	11:01:37.230
8	1:08.250	+2.008	11:02:45.480
9	1:22.872	+16.630	11:04:08.352

Lap	Lap Tm	Diff	Time of Day
<b>(74) REPIZO</b>			
1	1:11.408	+4.880	10:55:01.379
2	1:08.775	+2.247	10:56:10.154
3	1:08.184	+1.656	10:57:18.338
4	1:09.339	+2.811	10:58:27.677
5	1:08.639	+2.111	10:59:36.316
6	<b>1:06.528</b>		11:00:42.844
7	1:07.641	+1.113	11:01:50.485

Lap	Lap Tm	Diff	Time of Day
<b>(412) THIAGO RIGON</b>			
1	1:07.364	+0.276	10:54:36.489
2	<b>1:07.088</b>		10:55:43.577

Lap	Lap Tm	Diff	Time of Day
<b>(116) MATHEUS ZILLI</b>			

Lap	Lap Tm	Diff	Time of Day
1	1:07.508	+0.369	10:54:28.144
2	1:12.544	+5.405	10:55:40.688
3	<b>1:07.139</b>		10:56:47.827
4	1:49.094	+4.1955	10:58:36.921
5	1:13.671	+6.532	10:59:50.592
6	1:10.869	+3.730	11:01:01.461
7	2:17.371	+1:10.232	11:03:18.832
8	1:08.315	+1.176	11:04:27.147

Lap	Lap Tm	Diff	Time of Day
<b>(60) JEAN CARLOS</b>			
1	1:07.964	+0.428	10:54:50.072
2	1:08.268	+0.732	10:55:58.340
3	1:07.723	+0.187	10:57:06.063
4	1:08.818	+1.282	10:58:14.881
5	<b>1:07.536</b>		10:59:22.417
6	1:23.921	+16.385	11:00:46.338
7	1:10.651	+3.115	11:01:56.989
8	1:14.575	+7.039	11:03:11.564
9	1:07.698	+0.162	11:04:19.262

Lap	Lap Tm	Diff	Time of Day
<b>(17) ARTHUR GABRIEL</b>			
1	<b>1:07.881</b>		10:54:59.263
2	1:09.174	+1.293	10:56:08.437

Lap	Lap Tm	Diff	Time of Day
<b>(2) DANIEL LIMA</b>			
1	1:09.930	+1.591	10:54:53.942
2	1:08.846	+0.507	10:56:02.788
3	<b>1:08.339</b>		10:57:11.127
4	2:22.042	+1:13.703	10:59:33.169
5	1:10.714	+2.375	11:00:43.883
6	1:23.294	+14.955	11:02:07.177

Lap	Lap Tm	Diff	Time of Day
<b>(46) MARCIO BRIGIDO</b>			
1	1:08.765	+0.234	10:54:30.445
2	<b>1:08.531</b>		10:55:38.976

Lap	Lap Tm	Diff	Time of Day
<b>(101) JEFERSON</b>			
1	1:12.149	+2.439	10:54:49.494
2	<b>1:09.710</b>		10:55:59.204
3	1:10.782	+1.072	10:57:09.986
4	1:21.712	+12.002	10:58:31.698
5	1:24.678	+14.968	10:59:56.376
6	1:17.951	+8.241	11:01:14.327
7	1:14.410	+4.700	11:02:28.737
8	1:17.327	+7.617	11:03:46.064
9	1:19.486	+9.776	11:05:05.550

Lap	Lap Tm	Diff	Time of Day
<b>(24) THIAGO CHURRU</b>			
1	1:21.366	+11.290	10:55:10.257
2	1:11.423	+1.347	10:56:21.680
3	1:22.115	+12.039	10:57:43.795
4	1:18.657	+8.581	10:59:02.452
5	<b>1:10.076</b>		11:00:12.528
6	1:43.625	+33.549	11:01:56.153
7	1:20.666	+10.590	11:03:16.819
8	1:10.893	+0.817	11:04:27.712

Lap	Lap Tm	Diff	Time of Day
<b>(51)</b>			
1	1:12.269	+0.518	10:54:26.518
2	<b>1:11.751</b>		10:55:38.269

Lap	Lap Tm	Diff	Time of Day
<b>(86) PAULO FEIER</b>			
1	1:16.791	+4.536	10:54:34.536
2	1:14.143	+1.888	10:55:48.679
3	1:13.271	+1.016	10:57:01.950
4	<b>1:12.255</b>		10:58:14.205



PREFEITURA DE MACHADINHO



### MX LIMERO - 1a ETAPA


IMPORTADA FL

Machadinho D' oeste - RO 0,900 Km

TREINO CRONOMETRADO

08/09/2019 09:45

Qualificação iniciado em 10:50:56



Lap	Lap Tm	Diff	Time of Day
5	1:23.660	+11.405	10:59:37.865
6	3:53.854	+2:41.599	11:03:31.719
7	1:26.034	+13.779	11:04:57.753

(115) NALZERES FUMIM

1	1:18.444	+3.503	10:55:21.934
2	<b>1:14.941</b>		10:56:36.875
3	1:18.064	+3.123	10:57:54.939

(92) BRUNO FEIER

1	1:15.792	+0.075	10:55:03.658
2	1:15.879	+0.162	10:56:19.537
3	1:18.868	+3.151	10:57:38.405
4	<b>1:15.717</b>		10:58:54.122
5	1:25.875	+10.158	11:00:19.997
6	1:18.001	+2.284	11:01:37.998

(338) LUCAS PROZINHO

1	1:23.734	+7.853	10:55:00.893
2	1:21.195	+5.314	10:56:22.088
3	1:26.341	+10.460	10:57:48.429
4	1:20.124	+4.243	10:59:08.553
5	1:16.717	+0.836	11:00:25.270
6	1:16.160	+0.279	11:01:41.430
7	<b>1:15.881</b>		11:02:57.311
8	1:22.498	+6.617	11:04:19.809

(171)

1	1:20.829	+2.292	10:54:58.923
2	<b>1:18.537</b>		10:56:17.460
3	1:25.363	+6.826	10:57:42.823
4	3:18.117	+1:59.580	11:01:00.940
5	1:21.239	+2.702	11:02:22.179
6	1:20.758	+2.221	11:03:42.937
7	1:30.935	+12.398	11:05:13.872

(772) FORMIGA

1	<b>1:25.337</b>		10:56:09.372
---	-----------------	--	--------------

Lap	Lap Tm	Diff	Time of Day
-----	--------	------	-------------

Lap	Lap Tm	Diff	Time of Day
-----	--------	------	-------------







PREFEITURA DE MACHADINHO



MX LIMERO - 1a ETAPA

Classificado pela melhor volta


IMPORTADA FL

Machadinho D' oeste - RO 0,900 Km

TREINO CRONOMETRADO

08/09/2019 09:45

Qualificação iniciado em 10:50:56



Pos	No.	Piloto	Categ	M.Volta	Diff	Moto	Cidade	Equipe
1	791	JOÃO MARTINS	IMPORTADA FL	58.151		KTM	PORTO VELHO	LEME EMPREENDIMENTOS
2	51	HUGO AMARAL		58.534	0.383			
3	20	EMERSON FILE	IMPORTADA FL	1:01.044	2.893	HONDA	CAMPO GRANDE/MS	DAVI SUSPENSÃO-DROGARIA NOVA VIDA-JACK ROAD MADEIN MATO
4	119	JHOAN PIERRE	IMPORTADA FL	1:01.191	3.040	YAMAHA	PORTO VELHO	PRONTOFISIO-MAP-VIPAL PNEUS-MRP
5	222	DUDU ANDRADE	IMPORTADA FL	1:02.951	4.800	YAMAHA	NOVA MUTUM PARANÁ	AUTOR CENTER LIDERA-DRAGA VITÓRIA
6	313	RIDESON CARLOS	IMPORTADA FL	1:03.660	5.509	HONDA	RIO BRANCO/AC	
7	77	ITAMAR TADEU	IMPORTADA FL	1:03.843	5.692	YAMAHA	CACOAL	ITF MULTIMARCAS-TOMAZ MX SCHOOL-MASTER MOTOS CACOAL
8	3	EDER STENZEL	IMPORTADA FL	1:03.935	5.784	KAWASAKI	PORTO VELHO	MRP RACING-MAP DISTRIBUIDORA-POSTO IRMÃOS LEITE
9	22	XANDY MELLO	IMPORTADA FL	1:04.526	6.375	HONDA	ARIQUEMES	RONDO MOTOS
10	294	GREGORY MOTA	IMPORTADA FL	1:04.721	6.570	SUZUKI	MANAUS	FORTLUB-MAREZIA
11	903	JOEL JUNIOR	IMPORTADA FL	1:05.711	7.560	YAMAHA	CACOAL	MEGABOM-PICAPAU-YAMAHA
12	328	GUILHERME BISCOLA	IMPORTADA FL	1:06.242	8.091	HONDA	VILHENA	GURGE DIESEL PARTS-POSTO DE MOLAS NOMA-CASTELO MAT CONST
13	74	REPIZO	IMPORTADA FL	1:06.528	8.377	KAWASAKI	CACOAL	CASA DOCS-MEGA BOM. SORVETES-SICCOB FRONTEIRAS
14	412	THIAGO RIGON	IMPORTADA FL	1:07.088	8.937	YAMAHA	JI-PARANA	PICAPAU-YAMAHA
15	116	MATHEUS ZILLI	IMPORTADA FL	1:07.139	8.988	YAMAHA	VILHENA	SIMOES REPRESENT-PONTUAL CONSTRUTORA
16	60	JEAN CARLOS	IMPORTADA FL	1:07.536	9.385	SUZUKI	PORTO VELHO	GALLEGOS MOTOS
17	17	ARTHUR GABRIEL	IMPORTADA FL	1:07.881	9.730	KAWASAKI	OURO PRE TO DO OESTE	LOJAS GRAÚNA-GRAÚNA SPORTS-GRAÚNA RESORT-LOJAS KARISMA-MEG
18	2	DANIEL LIMA	IMPORTADA FL	1:08.339	10.188	KAWASAKI	PORTO VELHO	AUTO POSTO EMBAUBA-AUTO CENTER LIDER
19	46	MARCIO BRIGIDO	IMPORTADA FL	1:08.531	10.380	YAMAHA	CACOAL	MEGA BOM
20	101	JEFERSON	IMP FL	1:09.710	11.559			
21	24	THIAGO CHURRU	IMPORTADA FL	1:10.076	11.925	KAWASAKI	VILHENA	CHURRU TORNO E SOLDA-POSTO DE MOLAS ROMA-NORTON PREPARAÇÃO
22	51			1:11.751	13.600			
23	86	PAULO FEIER	IMPORTADA FL	1:12.255	14.104	SUZUKI	ARIQUEMES	S. M. FEIER MADEIRAS-B.D.P. RACING
24	115	NALZERES FUMIM	IMPORTADA FL	1:14.941	16.790	HONDA	NOVA MUTUM PARANÁ	AUTO CENTER LIDER-AUTO POSTO EM BAUBA-DRAGA VITÓRIA-FALCAO M C
25	92	BRUNO FEIER	IMPORTADA FL	1:15.717	17.566	SUZUKI	ARIQUEMES	S. M. FEIER MADEIRAS-B.D.P. RACING
26	338	LUCAS PROZINHO	IMPORTADA FL	1:15.881	17.730	YAMAHA	PORTO VELHO	BKO SPORTS WEAR
27	171			1:18.537	20.386			
28	772	FORMIGA	IMPORTADA FL	1:25.337	27.186	HONDA	JI-PARANÁ	DESPACHANTE E CIA-JOHNSON PAIXÃO

Cronometragem: MARCOS A. MANCINI - Diretor de Prova: EVERTON TCHURMA

Orbits

www.mancini.esp.br



www.mylaps.com

Licenciado para: MANCINI CRONOMETRAGEM

Impresso: 08/09/2019 11:05:40



PREFEITURA DE MACHADINHO



### MX LIMERO - 1a ETAPA


IMPORTADA FL

Machadinho D' oeste - RO 0,900 Km

TREINO LIVRE

07/09/2019 17:00

Qualificação iniciado em 17:54:46



Lap	Lap Tm	Diff	Time of Day
<b>(791) JOÃO MARTINS</b>			
1	59.128	+1.381	17:56:29.067
2	1:09.260	+11.513	17:57:38.327
3	<b>57.747</b>		17:58:36.074
4	58.588	+0.841	17:59:34.662
5	1:28.772	+31.025	18:01:03.434
6	59.349	+1.602	18:02:02.783

Lap	Lap Tm	Diff	Time of Day
<b>(119) JOHANN PIERRE</b>			
1	1:01.020	+1.523	17:56:28.788
2	1:00.448	+0.951	17:57:29.236
3	1:00.218	+0.721	17:58:29.454
4	1:00.402	+0.905	17:59:29.856
5	1:00.288	+0.791	18:00:30.144
6	1:17.180	+17.683	18:01:47.324
7	<b>59.497</b>		18:02:46.821

Lap	Lap Tm	Diff	Time of Day
<b>(222) DUDU ANDRADE</b>			
1	1:04.782	+2.399	17:57:12.907
2	1:03.492	+1.109	17:58:16.399
3	1:03.509	+1.126	17:59:19.908
4	<b>1:02.383</b>		18:00:22.291
5	1:04.609	+2.226	18:01:26.900
6	1:04.159	+1.776	18:02:31.059

Lap	Lap Tm	Diff	Time of Day
<b>(22) XANDY MELLO</b>			
1	1:05.193	+2.234	17:57:01.024
2	1:03.235	+0.276	17:58:04.259
3	1:10.542	+7.583	17:59:14.801
4	<b>1:02.959</b>		18:00:17.760
5	1:03.348	+0.389	18:01:21.108
6	1:39.442	+36.483	18:03:00.550

Lap	Lap Tm	Diff	Time of Day
<b>(80) RIDESON CARLOS</b>			
1	<b>1:03.144</b>		17:56:36.539

Lap	Lap Tm	Diff	Time of Day
<b>(116) MATEUS</b>			
1	1:06.236	+2.064	17:56:42.497
2	<b>1:04.172</b>		17:57:46.669
3	1:04.650	+0.478	17:58:51.319
4	1:06.906	+2.734	17:59:58.225
5	2:04.956	+1:00.784	18:02:03.181

Lap	Lap Tm	Diff	Time of Day
<b>(294) GREGORY MOTA</b>			
1	1:05.596	+1.419	17:56:40.964
2	<b>1:04.177</b>		17:57:45.141
3	1:05.846	+1.669	17:58:50.987
4	1:05.145	+0.968	17:59:56.132
5	1:16.174	+11.997	18:01:12.306
6	1:39.183	+35.006	18:02:51.489

Lap	Lap Tm	Diff	Time of Day
<b>(328) GUILHERME</b>			
1	1:06.418	+2.066	17:56:43.427
2	1:05.536	+1.184	17:57:48.963
3	1:05.582	+1.230	17:58:54.545
4	<b>1:04.352</b>		17:59:58.897
5	1:06.592	+2.240	18:01:05.489
6	1:05.827	+1.475	18:02:11.316

Lap	Lap Tm	Diff	Time of Day
<b>(17)</b>			
1	<b>1:05.244</b>		17:57:39.232
2	1:06.186	+0.942	17:58:45.418
3	1:12.226	+6.982	17:59:57.644
4	1:06.874	+1.630	18:01:04.518
5	1:23.817	+18.573	18:02:28.335

Lap	Lap Tm	Diff	Time of Day
<b>(903) JOEL JUNIOR</b>			
1	1:06.328	+0.767	17:56:48.872
2	1:05.600	+0.039	17:57:54.472
3	<b>1:05.561</b>		17:59:00.033
4	1:06.160	+0.599	18:00:06.193
5	1:08.575	+3.014	18:01:14.768
6	1:21.181	+15.620	18:02:35.949

Lap	Lap Tm	Diff	Time of Day
<b>(74) REPIZO</b>			
1	1:09.295	+3.518	17:56:49.599
2	1:06.717	+0.940	17:57:56.316
3	<b>1:05.777</b>		17:59:02.093
4	1:05.835	+0.058	18:00:07.928
5	1:05.822	+0.045	18:01:13.750
6	1:06.127	+0.350	18:02:19.877

Lap	Lap Tm	Diff	Time of Day
<b>(60) DOUGLAS AMARAL</b>			
1	1:06.822	+1.016	17:57:13.787
2	1:42.752	+36.946	17:58:56.539
3	1:06.379	+0.573	18:00:02.918
4	1:07.176	+1.370	18:01:10.094
5	<b>1:05.806</b>		18:02:15.900

Lap	Lap Tm	Diff	Time of Day
<b>(2) DANIEL</b>			
1	1:14.784	+7.337	17:57:08.203
2	1:09.596	+2.149	17:58:17.799
3	<b>1:07.447</b>		17:59:25.246
4	1:50.502	+43.055	18:01:15.748
5	1:08.759	+1.312	18:02:24.507

Lap	Lap Tm	Diff	Time of Day
<b>(24) THIAGO CHURRU</b>			
1	1:13.100	+4.684	17:56:50.805
2	1:10.650	+2.234	17:58:01.455
3	<b>1:08.416</b>		17:59:09.871
4	1:10.381	+1.965	18:00:20.252
5	1:11.089	+2.673	18:01:31.341
6	1:10.364	+1.948	18:02:41.705

Lap	Lap Tm	Diff	Time of Day
<b>(115) NALZERES FUMIM</b>			
1	1:14.290	+2.080	17:57:02.517
2	1:13.284	+1.074	17:58:15.801
3	<b>1:12.210</b>		17:59:28.011
4	1:23.922	+11.712	18:00:51.933
5	1:13.400	+1.190	18:02:05.333

Cronometragem: MARCOS A. MANCINI - Diretor de Prova: EVERTON TCHURMA

Orbits

www.mancini.esp.br



www.mylaps.com

Licenciado para: MANCINI CRONOMETRAGEM



PREFEITURA DE MACHADINHO



MX LIMERO - 1a ETAPA

Classificado pela melhor volta


IMPORTADA FL

Machadinho D' oeste - RO 0,900 Km

TREINO LIVRE

07/09/2019 17:00

Qualificação iniciado em 17:54:46



Pos	No.	Piloto	Categ	M.Volta	Diff	Moto	Cidade	Equipe
1	791	JOÃO MARTINS	IMPORTADA FL	57.747		KTM	PORTO VELHO	LEME EMPREENDIMENTOS
2	119	JHOAN PIERRE	IMPORTADA FL	59.497	1.750	YAMAHA	PORTO VELHO	PRONTOFISIO-MAP-VIPAL PNEUS-MRP
3	222	DUDU ANDRADE	IMPORTADA FL	1:02.383	4.636	YAMAHA	NOVA MUTUM PARANÁ	AUTO CENTER LIDERA-DRAGA VITÓRIA
4	22	XANDY MELLO	IMPORTADA FL	1:02.959	5.212	HONDA	ARIQUEMES	RONDO MOTOS
5	80	RIDESON CARLOS	IMPORTADA FL	1:03.144	5.397	HONDA	RIO BRANCO/AC	
6	116	MATEUS	IMPORTADA FL	1:04.172	6.425			
7	294	GREGORY MOTA	IMPORTADA FL	1:04.177	6.430		MANAUS	
8	328	GUILHERME	IMPORTADA FL	1:04.352	6.605			
9	17			1:05.244	7.497			
10	903	JOEL JUNIOR	IMPORTADA FL	1:05.561	7.814	YAMAHA	CACOAL	MEGABOM-PICAPAU-YAMAHA
11	74	REPIZO	IMPORTADA FL	1:05.777	8.030	KAWASAKI	CACOAL	CASA DOCS-MEGA BOM SORVETES-SICOOB FRONTEIRAS
12	60	DOUGLAS AMARAL	IMPORTADA FL	1:05.806	8.059			
13	2	DANIEL	IMPORTADA FL	1:07.447	9.700			
14	24	THIAGO CHURRU	IMPORTADA FL	1:08.416	10.669	KAWASAKI	VILHENA	CHURRU TORNO E SOLDA-POSTO DE MOLAS ROM A-NORTON PREPARAÇÃO
15	115	NALZERES FUMIM	IMPORTADA FL	1:12.210	14.463	HONDA	NOVA MUTUM PARANÁ	AUTO CENTER LIDER-AUTO POSTO EM BAUBA-DRAGA VITÓRIA-FALCAO M





## IMPORTADA MX

1 – 20 FILE

2 – 3 EDER

3 – 77 – ITAMAR TADEU

4 – 412 – TIAGO RIGON

5 – 46 – MARCIO BRIGIDO

## IMPORTADA MX4

1 – 20 – FILE

2 – 77 – ITAMAR TADEU

3 – 46 – MARCIO BRIGIDO

4 – 313 – BOCA

5 – 993 - NEGÃO

MX LIMERO - 1a ETAPA


IMPORTADA MX3/MX4

Machadinho D' oeste - RO 0,900 Km

1a BATERIA

08/09/2019 10:30

Corrida iniciado em 11:37:30



Lap	Lap Tm	Diff	Time of Day
<b>(20) EMERSON FILE</b>			
1	1:04.610	+2.231	11:39:16.608
2	1:02.721	+0.342	11:40:19.329
3	1:03.066	+0.687	11:41:22.395
4	1:02.434	+0.055	11:42:24.829
5	1:04.006	+1.627	11:43:28.835
6	1:02.982	+0.603	11:44:31.817
7	1:04.308	+1.929	11:45:36.125
8	1:06.038	+3.659	11:46:42.163
9	1:09.309	+6.930	11:47:51.472
10	1:06.569	+4.190	11:48:58.041
11	1:06.863	+4.484	11:50:04.904
12	1:04.014	+1.635	11:51:08.918
13	<b>1:02.379</b>		11:52:11.297
14	1:06.439	+4.060	11:53:17.736
15	1:06.166	+3.787	11:54:23.902
16	1:08.040	+5.661	11:55:31.942
<b>(3) EDER STENZEL</b>			
1	1:05.884	+1.546	11:39:14.495
2	<b>1:04.338</b>		11:40:18.833
3	1:04.858	+0.520	11:41:23.691
4	1:05.676	+1.338	11:42:29.367
5	1:06.403	+2.065	11:43:35.770
6	1:08.742	+4.404	11:44:44.512
7	1:07.085	+2.747	11:45:51.597
8	1:07.353	+3.015	11:46:58.950
9	1:07.499	+3.161	11:48:06.449
10	1:07.260	+2.922	11:49:13.709
11	1:08.976	+4.638	11:50:22.685
12	1:07.506	+3.168	11:51:30.191
13	1:08.488	+4.150	11:52:38.679
14	1:08.098	+3.760	11:53:46.777
15	1:08.166	+3.828	11:54:54.943
16	1:06.564	+2.226	11:56:01.507
<b>(77) ITAMAR TADEU</b>			
1	1:06.060	+1.141	11:39:18.479
2	1:06.789	+1.870	11:40:25.268
3	1:05.350	+0.431	11:41:30.618
4	1:06.324	+1.405	11:42:36.942
5	1:06.380	+1.461	11:43:43.322
6	1:07.189	+2.270	11:44:50.511
7	1:07.846	+2.927	11:45:58.357
8	1:06.733	+1.814	11:47:05.090
9	1:05.264	+0.345	11:48:10.354
10	1:09.929	+5.010	11:49:20.283
11	1:06.830	+1.911	11:50:27.113
12	1:07.867	+2.948	11:51:34.980
13	1:07.360	+2.441	11:52:42.340
14	1:08.689	+3.770	11:53:51.029
15	1:07.660	+2.741	11:54:58.689
16	<b>1:04.919</b>		11:56:03.608
<b>(46) MARCIO BRIGIDO</b>			
1	1:06.912	+0.724	11:39:17.773
2	1:06.824	+0.636	11:40:24.597
3	1:07.182	+0.994	11:41:31.779
4	<b>1:06.188</b>		11:42:37.967
5	1:06.829	+0.641	11:43:44.796
6	1:07.885	+1.697	11:44:52.681
7	1:07.602	+1.414	11:46:00.283
8	1:06.637	+0.449	11:47:06.920
9	1:06.879	+0.691	11:48:13.799
10	1:07.502	+1.314	11:49:21.301

Lap	Lap Tm	Diff	Time of Day
11	1:08.680	+2.492	11:50:29.981
12	1:06.990	+0.802	11:51:36.971
13	1:12.537	+6.349	11:52:49.508
14	1:08.054	+1.866	11:53:57.562
15	1:09.036	+2.848	11:55:06.598
16	1:11.909	+5.721	11:56:18.507
<b>(412) THIAGO RIGON</b>			
1	1:09.345	+3.712	11:39:24.266
2	<b>1:05.633</b>		11:40:29.899
3	1:05.725	+0.092	11:41:35.624
4	1:05.874	+0.241	11:42:41.498
5	1:05.997	+0.364	11:43:47.495
6	1:06.536	+0.903	11:44:54.031
7	1:08.427	+2.794	11:46:02.458
8	1:10.389	+4.756	11:47:12.847
9	1:08.270	+2.637	11:48:21.117
10	1:08.408	+2.775	11:49:29.525
11	1:09.218	+3.585	11:50:38.743
12	1:09.043	+3.410	11:51:47.786
13	1:11.662	+6.029	11:52:59.448
14	1:12.235	+6.602	11:54:11.683
15	1:10.455	+4.822	11:55:22.138
16	1:11.845	+6.212	11:56:33.983
<b>(313) JOÃO CARLOS</b>			
1	1:13.900	+4.234	11:39:30.866
2	1:14.507	+4.841	11:40:45.373
3	1:11.156	+1.490	11:41:56.529
4	1:12.400	+2.734	11:43:08.929
5	<b>1:09.666</b>		11:44:18.595
6	1:10.010	+0.344	11:45:28.605
7	1:11.339	+1.673	11:46:39.944
8	1:10.845	+1.179	11:47:50.789
9	1:11.117	+1.451	11:49:01.906
10	1:10.379	+0.713	11:50:12.285
11	1:12.352	+2.686	11:51:24.637
12	1:12.093	+2.427	11:52:36.730
13	1:13.491	+3.825	11:53:50.221
14	1:12.170	+2.504	11:55:02.391
15	1:12.118	+2.452	11:56:14.509
<b>(993) NEGÃO</b>			
1	1:12.199	+2.059	11:39:27.095
2	1:10.177	+0.037	11:40:37.272
3	<b>1:10.140</b>		11:41:47.412
4	1:11.743	+1.603	11:42:59.155
5	1:11.013	+0.873	11:44:10.168
6	1:12.197	+2.057	11:45:22.365
7	1:11.381	+1.241	11:46:33.746
8	1:12.656	+2.516	11:47:46.402
9	1:12.039	+1.899	11:48:58.441
10	1:13.434	+3.294	11:50:11.875
11	1:12.167	+2.027	11:51:24.042
12	1:11.443	+1.303	11:52:35.485
13	1:16.179	+6.039	11:53:51.664
14	1:13.626	+3.486	11:55:05.290
15	1:12.429	+2.289	11:56:17.719
<b>(242) FABIANO MAGRII</b>			
1	1:12.566	+1.812	11:39:26.541
2	1:11.583	+0.829	11:40:38.124
3	1:12.165	+1.411	11:41:50.289
4	1:13.813	+3.059	11:43:04.102
5	1:12.454	+1.700	11:44:16.556
6	1:11.225	+0.471	11:45:27.781

Lap	Lap Tm	Diff	Time of Day
7	1:14.126	+3.372	11:46:41.907
8	1:13.412	+2.658	11:47:55.319
9	1:12.182	+1.428	11:49:07.501
10	1:12.316	+1.562	11:50:19.817
11	<b>1:10.754</b>		11:51:30.571
12	1:12.961	+2.207	11:52:43.532
13	1:11.370	+0.616	11:53:54.902
14	1:11.447	+0.693	11:55:06.349
15	1:22.653	+11.899	11:56:29.002
<b>(723) APARICIO PAIXÃO</b>			
1	1:13.699	+5.193	11:39:31.640
2	1:11.778	+3.272	11:40:43.418
3	<b>1:08.506</b>		11:41:51.924
4	1:09.980	+1.474	11:43:01.904
5	1:08.645	+0.139	11:44:10.549
6	1:12.380	+3.874	11:45:22.929
7	1:11.837	+3.331	11:46:34.766
8	1:12.440	+3.934	11:47:47.206
9	1:12.614	+4.108	11:48:59.820
10	1:14.748	+6.242	11:50:14.568
11	1:13.877	+5.371	11:51:28.445
12	1:15.276	+6.770	11:52:43.721
13	1:19.959	+11.453	11:54:03.680
14	1:15.471	+6.965	11:55:19.151
15	1:13.329	+4.823	11:56:32.480
<b>(60) DOUGLAS AMARAL</b>			
1	1:13.652	+2.004	11:39:29.376
2	1:12.211	+0.563	11:40:41.587
3	1:13.089	+1.441	11:41:54.676
4	<b>1:11.648</b>		11:43:06.324
5	1:12.604	+0.956	11:44:18.928
6	1:12.967	+1.319	11:45:31.895
7	1:12.946	+1.298	11:46:44.841
8	1:15.686	+4.038	11:48:00.527
9	1:15.606	+3.958	11:49:16.133
10	1:13.385	+1.737	11:50:29.518
11	1:15.089	+3.441	11:51:44.607
12	1:15.666	+4.018	11:53:00.273
13	1:14.626	+2.978	11:54:14.899
14	1:12.951	+1.303	11:55:27.850
15	1:13.520	+1.872	11:56:41.370
<b>(10) VAL AMARAL</b>			
1	1:17.579	+6.671	11:39:37.678
2	1:14.492	+3.584	11:40:52.170
3	1:14.103	+3.195	11:42:06.273
4	1:13.626	+2.718	11:43:19.899
5	1:14.031	+3.123	11:44:33.930
6	1:11.349	+0.441	11:45:45.279
7	<b>1:10.908</b>		11:46:56.187
8	1:12.522	+1.614	11:48:08.709
9	1:13.363	+2.455	11:49:22.072
10	1:12.813	+1.905	11:50:34.885
11	1:12.601	+1.693	11:51:47.486
12	1:13.122	+2.214	11:53:00.608
13	1:14.461	+3.553	11:54:15.069
14	1:12.820	+1.912	11:55:27.889
15	1:13.584	+2.676	11:56:41.473
<b>(5) JOSÉ ZANELLA</b>			
1	1:16.518	+5.802	11:39:34.058
2	1:11.812	+1.096	11:40:45.870
3	1:11.067	+0.351	11:41:56.937
4	1:12.407	+1.691	11:43:09.344

MX LIMERO - 1a ETAPA


IMPORTADA MX3/MX4

Machadinho D' oeste - RO 0,900 Km

1a BATERIA

08/09/2019 10:30

Corrida iniciado em 11:37:30



Lap	Lap Tm	Diff	Time of Day
5	1:14.039	+3.323	11:44:23.383
6	1:12.156	+1.440	11:45:35.539
7	<b>1:10.716</b>		11:46:46.255
8	1:13.573	+2.857	11:47:59.828
9	1:11.398	+0.682	11:49:11.226
10	1:12.540	+1.824	11:50:23.766
11	1:11.555	+0.839	11:51:35.321
12	1:15.739	+5.023	11:52:51.060
13	1:14.916	+4.200	11:54:05.976
14	1:11.200	+0.484	11:55:17.176
15	1:26.834	+16.118	11:56:44.010

(19) EVANDRO ZANELLA			
1	1:17.119	+6.485	11:39:36.344
2	1:14.223	+3.589	11:40:50.567
3	1:11.303	+0.669	11:42:01.870
4	1:11.700	+1.066	11:43:13.570
5	1:11.329	+0.695	11:44:24.899
6	<b>1:10.634</b>		11:45:35.533
7	1:13.596	+2.962	11:46:49.129
8	1:14.037	+3.403	11:48:03.166
9	1:13.441	+2.807	11:49:16.607
10	1:14.439	+3.805	11:50:31.046
11	1:14.578	+3.944	11:51:45.624
12	1:27.679	+17.045	11:53:13.303
13	1:18.816	+8.182	11:54:32.119
14	1:16.049	+5.415	11:55:48.168

(63) TALLES RODRIGUES			
1	1:07.126	+0.148	11:39:16.897
2	<b>1:06.978</b>		11:40:23.875
3	1:12.336	+5.358	11:41:36.211
4	3:11.158	+2:04.180	11:44:47.369
5	1:07.694	+0.716	11:45:55.063
6	1:07.168	+0.190	11:47:02.231
7	1:08.935	+1.957	11:48:11.166
8	1:11.676	+4.698	11:49:22.842
9	1:07.587	+0.609	11:50:30.429
10	1:07.039	+0.061	11:51:37.468
11	1:09.490	+2.512	11:52:46.958
12	1:09.015	+2.037	11:53:55.973
13	1:10.507	+3.529	11:55:06.480
14	1:07.620	+0.642	11:56:14.100

(115) JOSE DA SILVA			
1	1:12.122	+0.699	11:39:24.741
2	<b>1:11.423</b>		11:40:36.164
3	1:13.157	+1.734	11:41:49.321
4	1:32.495	+21.072	11:43:21.816
5	1:26.372	+14.949	11:44:48.188
6	1:30.323	+18.900	11:46:18.511
7	1:15.121	+3.698	11:47:33.632
8	1:14.129	+2.706	11:48:47.761
9	1:14.878	+3.455	11:50:02.639
10	1:13.470	+2.047	11:51:16.109
11	1:13.696	+2.273	11:52:29.805
12	1:19.161	+7.738	11:53:48.966
13	1:20.144	+8.721	11:55:09.110
14	1:12.971	+1.548	11:56:22.081

(18) JACI ZANELLA			
1	1:22.464	+6.740	11:39:43.450
2	1:18.594	+2.870	11:41:02.044
3	<b>1:15.724</b>		11:42:17.768
4	1:17.497	+1.773	11:43:35.265
5	1:20.105	+4.381	11:44:55.370

Lap	Lap Tm	Diff	Time of Day
6	1:17.729	+2.005	11:46:13.099
7	1:16.671	+0.947	11:47:29.770
8	1:17.089	+1.365	11:48:46.859
9	1:18.873	+3.149	11:50:05.732
10	1:17.764	+2.040	11:51:23.496
11	1:18.193	+2.469	11:52:41.689
12	1:19.036	+3.312	11:54:00.725
13	1:15.875	+0.151	11:55:16.600
14	1:18.337	+2.613	11:56:34.937

(171) CLAUDEINEY BADECO			
1	1:16.993	+5.493	11:39:35.735
2	1:11.703	+0.203	11:40:47.438
3	1:12.056	+0.556	11:41:59.494
4	<b>1:11.500</b>		11:43:10.994
5	1:16.014	+4.514	11:44:27.008
6	1:13.244	+1.744	11:45:40.252
7	1:13.831	+2.331	11:46:54.083
8	1:13.657	+2.157	11:48:07.740
9	1:14.637	+3.137	11:49:22.377
10	1:33.556	+22.056	11:50:55.933
11	1:15.978	+4.478	11:52:11.911
12	1:53.944	+42.444	11:54:05.855
13	1:17.762	+6.262	11:55:23.617
14	1:15.112	+3.612	11:56:38.729

(428) SAULINHO			
1	1:16.810	+2.030	11:39:33.588
2	1:15.550	+0.770	11:40:49.138
3	1:16.300	+1.520	11:42:05.438
4	<b>1:14.780</b>		11:43:20.218
5	1:19.083	+4.303	11:44:39.301
6	1:17.037	+2.257	11:45:56.338
7	1:20.233	+5.453	11:47:16.571
8	1:17.564	+2.784	11:48:34.135
9	1:19.810	+5.030	11:49:53.945
10	1:20.831	+6.051	11:51:14.776
11	1:24.850	+10.070	11:52:39.626
12	1:27.516	+12.736	11:54:07.142
13	1:23.305	+8.525	11:55:30.447
14	1:24.291	+9.511	11:56:54.738

(9) BALA			
1	1:07.977	+1.690	11:39:14.712
2	1:07.097	+0.810	11:40:21.809
3	1:07.265	+0.978	11:41:29.074
4	1:07.104	+0.817	11:42:36.178
5	<b>1:06.287</b>		11:43:42.465
6	1:09.157	+2.870	11:44:51.622
7	1:09.168	+2.881	11:46:00.790
8	1:06.841	+0.554	11:47:07.631
9	1:07.081	+0.794	11:48:14.712
10	1:08.788	+2.501	11:49:23.500
11	1:08.321	+2.034	11:50:31.821
12	1:08.416	+2.129	11:51:40.237
13	1:10.236	+3.949	11:52:50.473

(818) EDUARDO RAMOS			
1	1:14.911	+3.373	11:39:28.122
2	1:11.779	+0.241	11:40:39.901
3	1:12.444	+0.906	11:41:52.345
4	1:12.717	+1.179	11:43:05.062
5	1:12.224	+0.686	11:44:17.286
6	1:12.605	+1.067	11:45:29.891
7	<b>1:11.538</b>		11:46:41.429
8	1:11.933	+0.395	11:47:53.362

Lap	Lap Tm	Diff	Time of Day
9	1:12.478	+0.940	11:49:05.840
10	1:13.210	+1.672	11:50:19.050
11	1:14.653	+3.115	11:51:33.703
12	1:17.039	+5.501	11:52:50.742
13	1:19.380	+7.842	11:54:10.122

(151) ALDEMIR ZANELLA			
1	1:16.359	+3.725	11:39:38.586
2	1:25.596	+12.962	11:41:04.182
3	<b>1:12.634</b>		11:42:16.816
4	1:16.332	+3.698	11:43:33.148
5	1:15.941	+3.307	11:44:49.089
6	1:16.958	+4.324	11:46:06.047
7	1:15.375	+2.741	11:47:21.422
8	1:18.178	+5.544	11:48:39.600
9	1:18.716	+6.082	11:49:58.316
10	1:18.933	+6.299	11:51:17.249
11	1:16.807	+4.173	11:52:34.056
12	1:54.598	+41.964	11:54:28.654
13	1:22.613	+9.979	11:55:51.267

(234) CLAUDEMIR CARDOSO			
1	1:20.787	+4.811	11:39:42.143
2	1:17.866	+1.890	11:41:00.009
3	1:16.828	+0.852	11:42:16.837
4	<b>1:15.976</b>		11:43:32.813
5	1:20.317	+4.341	11:44:53.130
6	1:20.084	+4.108	11:46:13.214
7	1:20.084	+4.108	11:47:33.298
8	1:19.372	+3.396	11:48:52.670
9	1:18.597	+2.621	11:50:11.267
10	1:19.513	+3.537	11:51:30.780
11	1:19.103	+3.127	11:52:49.883
12	3:04.269	+1:48.293	11:55:54.152

(15) VALTER LEAL			
1	1:18.256	+2.770	11:39:42.804
2	1:16.348	+0.862	11:40:59.152
3	2:55.333	+1:39.847	11:43:54.485
4	<b>1:15.486</b>		11:45:09.971
5	1:15.665	+0.179	11:46:25.636
6	1:16.972	+1.486	11:47:42.608
7	1:26.993	+11.507	11:49:09.601
8	1:28.245	+12.759	11:50:37.846
9	1:19.671	+4.185	11:51:57.517
10	1:21.943	+6.457	11:53:19.460
11	1:19.567	+4.081	11:54:39.027
12	1:20.332	+4.846	11:55:59.359

(17) TIAGO CAPUCHE			
1	1:13.169	+3.829	11:39:29.323
2	1:19.430	+10.090	11:40:48.753
3	<b>1:09.340</b>		11:41:58.093
4	1:12.337	+2.997	11:43:10.430
5	1:11.783	+2.443	11:44:22.213
6	1:12.087	+2.747	11:45:34.300
7	1:13.922	+4.582	11:46:48.222
8	1:15.434	+6.094	11:48:03.656
9	1:28.109	+18.769	11:49:31.765
10	1:16.568	+7.228	11:50:48.333

(321) MARCIONE			
1	1:23.207	+16.824	11:39:44.651
2	1:12.033	+5.650	11:40:56.684
3	1:09.064	+2.681	11:42:05.748
4	<b>1:06.383</b>		11:43:12.131



PREFEITURA DE MACHADINHO



### MX LIMERO - 1a ETAPA


IMPORTADA MX3/MX4

Machadinho D' oeste - RO 0,900 Km

1a BATERIA

08/09/2019 10:30

Corrida iniciado em 11:37:30



Lap	Lap Tm	Diff	Time of Day
5	1:26.755	+20.372	11:44:38.886
6	1:09.899	+3.516	11:45:48.785
7	1:11.215	+4.832	11:47:00.000
8	1:09.323	+2.940	11:48:09.323

(772) FORMIGA

Lap	Lap Tm	Diff	Time of Day
1	1:19.126	+3.465	11:39:45.881
2	1:20.644	+4.983	11:41:06.525
3	1:24.262	+8.601	11:42:30.787
4	1:20.547	+4.886	11:43:51.334
5	<b>1:15.661</b>		11:45:06.995
6	1:15.789	+0.128	11:46:22.784
7	1:15.667	+0.006	11:47:38.451
8	1:24.345	+8.684	11:49:02.796

(741) REGINALDO BELINI

Lap	Lap Tm	Diff	Time of Day
1	<b>1:23.018</b>		11:39:46.306
2	2:39.699	+1:16.681	11:42:26.005
3	1:36.251	+13.233	11:44:02.256
4	1:42.733	+19.715	11:45:44.989
5	1:34.253	+11.235	11:47:19.242
6	1:30.819	+7.801	11:48:50.061
7	1:31.494	+8.476	11:50:21.555

(722) JOHNSON PAIXÃO

Lap	Lap Tm	Diff	Time of Day
1	1:20.451	+0.945	11:39:44.239
2	<b>1:19.506</b>		11:41:03.745
3	15:05.387	13:45.881	11:56:09.132

Lap	Lap Tm	Diff	Time of Day
-----	--------	------	-------------

Lap	Lap Tm	Diff	Time of Day
-----	--------	------	-------------





PREFEITURA DE  
MACHADINHO



MX LIMERO - 1a ETAPA

Classificado por voltas

IMPORTADA MX3/MX4

Machadinho D' oeste - RO 0,900 Km

1a BATERIA

08/09/2019 10:30

Corrida iniciado em 11:37:30

Pos	No.	Piloto	Categ	Volts	Diff	M.Volta	Moto	Cidade	Equipe
1	20	EMERSON FILE	IMP MX3/MX4	16		1:02.379	HONDA	CAMPO GRANDE/MS	DAVI SUSPENSÃO-DROGARIA NOVA VIDA-JACK ROA
2	3	EDER STENZEL	IMP MX3	16	29.565	1:04.338	KAWASAKI	PORTO VELHO	MRP RACING-MAP DISTRIBUIDORA-POSTO IRMÃOS
3	77	ITAMAR TADEU	IMP MX3/MX4	16	31.666	1:04.919	YAMAHA	CACOAL	ITF MULTIMARCAS-TOMAZ MX SCHOOL-MASTER M O
4	46	MARCIO BRIGIDO	IMP MX3/MX4	16	46.565	1:06.188	YAMAHA	CACOAL	MEGA BOM
5	412	THIAGO RIGON	IMP MX3	16	1:02.041	1:05.633	YAMAHA	JI-PARANÁ	YAMAHA-PICA PAU
6	313	JOÃO CARLOS	IMP MX3/MX4	15	1 Volta	1:09.666	YAMAHA	PORTO VELHO	BARRIOS CONSTRUTORA-BKORACEACTION-BKOSPI
7	993	NEGÃO	IMP MX3/MX4	15	1 Volta	1:10.140	YAMAHA	CACOAL	CASA DOCS
8	242	FABIANO MAGRII	IMP MX4	15	1 Volta	1:10.754	KTM	ARIQUEMES	DANMAGRII CHURRASQUEIRAS PRÉ-MOLDADO
9	723	APARICIO PAIXÃO	IMP MX4	15	1 Volta	1:08.506	KAWASAKI	PORTO VELHO	BKOVIPAL
10	60	DOUGLAS AMARAL	IMP MX3/MX4	15	1 Volta	1:11.648	YAMAHA	JI-PARANÁ	YAMAHA-PICA PAU-MEGAPRINT-BANANACROSS
11	10	VAL AMARAL	IMP MX4	15	1 Volta	1:10.908	KAWASAKI	JI-PARANÁ	EL SOSSEGO
12	5	JOSÉ ZANELLA	IMP MX3/MX4	15	1 Volta	1:10.716	HONDA	BOA VISTA/RR	EXTINTORES ZANELLA
13	19	EVANDRO ZANELLA	IMP MX3	14	2 Voltas	1:10.634	SUZUKI	PORTO VELHO	BOMBERACO EXTINTORES
14	63	TALLES RODRIGUES	IMP MX3	14	2 Voltas	1:06.978	HONDA	ARIQUEMES	RONDO MOTOS
15	115	JOSE DA SILVA	IMP MX4	14	2 Voltas	1:11.423	HONDA	NOVA MUTUM PARANÁ	AUTO CENTER LIDER-AUTO POSTO EM BAUBADRAG
16	18	JACI ZANELLA	IMP MX4	14	2 Voltas	1:15.724	HONDA	PORTO VELHO	EXTINTORES ZANELLA
17	171	CLAUDINEY BADECO	IMP MX4	14	2 Voltas	1:11.500	HONDA	JI PARANÁ	BADECO MOTOS
18	428	SAULINHO	IMP MX3/MX4	14	2 Voltas	1:14.780	KAWASAKI	PORTO VELHO	UNIDAS AUTO CENTER
19	9	BALA	IMP MX3	13	3 Voltas	1:06.287	HONDA	VILHENA	ARENA FITNESS
20	818	EDUARDO RAMOS	IMP MX3	13	3 Voltas	1:11.538	HONDA	ARIQUEMES	COMETA CENTER CAR
21	151	ALDEMIR ZANELLA	IMP MX4	13	3 Voltas	1:12.634	KTM	MANAUS	EXTINTORES ZANELLA
22	234	CLAUDEMIR CARDOSO	IMP MX4	12	4 Voltas	1:15.976	YAMAHA	JI-PARANÁ	MX CONSTRUTORA-BADECO MOTOS
23	15	VALTER LEAL	IMP MX4	12	4 Voltas	1:15.486	YAMAHA	PORTO VELHO	EDER MOTOS
24	17	TIAGO CAPUCHE	IMP MX3	10	6 Voltas	1:09.340	KAWASAKI		
25	321	MARCIONE	IMP MX3/MX4	8	8 Voltas	1:06.383	YAMAHA	JI PARANÁ	MARCIONE VEÍCULOS-BADECO MOTOS
26	772	FORMIGA	IMP MX3	8	8 Voltas	1:15.661	HONDA	JI-PARANÁ	JOHNSOM PAIXÃO-DESPACHANTE E CIA

Não classificado (50% = 8 Voltas)

741	REGINALDO BELINI	IMP MX4	7	9 Voltas	1:23.018	YAMAHA	PORTO VELHO	
722	JOHNSON PAIXÃO	IMP MX4	3	13 Voltas	1:19.506	YAMAHA	JARÚ	MAP TRANSPORTE- NIKITA MOTOPECAS

Margem da Vitoria	velocidade Media	Tempo Melhor volta	Melhor Veloc.	Melhor Volta por..
29.565	47,920	1:02.379	51,941	20 - EMERSON FILE

Cronometragem: MARCOS A. MANCINI - Diretor de Prova: EVERTON TCHURMA

Orbits

www.mancini.esp.br

www.mylaps.com

enciado para: MANCINI CRONOMETRAGEM



## MX LIMERO - 1a ETAPA

IMPORTADA MX3/MX4

Machadinho D' oeste - RO 0,900 Km

2a BATERIA

08/09/2019 13:30

Corrida iniciado em 13:56:53

Lap	Lap Tm	Diff	Time of Day	Lap	Lap Tm	Diff	Time of Day	Lap	Lap Tm	Diff	Time of Day
<b>(20) EMERSON FILE</b>				14	<b>1:06.826</b>		14:13:37.345	14	1:11.658	+1.667	14:14:51.716
1	1:11.572	+6.915	13:58:46.114	15	1:08.900	+2.074	14:14:46.245	<b>(723) APARICIO PAIXÃO</b>			
2	1:08.762	+4.105	13:59:54.876	<b>(412) THIAGO RIGON</b>				1	1:27.769	+17.862	13:59:14.062
3	1:07.706	+3.049	14:01:02.582	1	1:11.718	+4.191	13:58:43.635	2	1:12.320	+2.413	14:00:26.382
4	1:06.902	+2.245	14:02:09.484	2	1:08.315	+0.788	13:59:51.950	3	<b>1:09.907</b>		14:01:36.289
5	1:09.710	+5.053	14:03:19.194	3	1:08.668	+1.141	14:01:00.618	4	1:11.909	+2.002	14:02:48.198
6	1:04.903	+0.246	14:04:24.097	4	1:07.750	+0.223	14:02:08.368	5	1:12.979	+3.072	14:04:01.177
7	1:06.088	+1.431	14:05:30.185	5	1:09.756	+2.229	14:03:18.124	6	1:10.761	+0.854	14:05:11.938
8	1:06.385	+1.728	14:06:36.570	6	1:08.844	+1.317	14:04:26.968	7	1:11.217	+1.310	14:06:23.155
9	1:06.215	+1.558	14:07:42.785	7	1:10.379	+2.852	14:05:37.347	8	1:11.107	+1.200	14:07:34.262
10	1:06.371	+1.714	14:08:49.156	8	<b>1:07.527</b>		14:06:44.874	9	1:13.705	+3.798	14:08:47.967
11	1:06.928	+2.271	14:09:56.084	9	1:09.479	+1.952	14:07:54.353	10	1:17.297	+7.390	14:10:05.264
12	1:06.048	+1.391	14:11:02.132	10	1:09.194	+1.667	14:09:03.547	11	1:12.214	+2.307	14:11:17.478
13	<b>1:04.657</b>		14:12:06.789	11	1:09.045	+1.518	14:10:12.592	12	1:14.481	+4.574	14:12:31.959
14	1:11.136	+6.479	14:13:17.925	12	1:08.948	+1.421	14:11:21.540	13	1:13.882	+3.975	14:13:45.841
15	1:12.347	+7.690	14:14:30.272	13	1:11.180	+3.653	14:12:32.720	14	1:14.496	+4.589	14:15:00.337
<b>(3) EDER STENZEL</b>				14	1:10.624	+3.097	14:13:43.344	<b>(993) NEGÃO</b>			
1	1:11.483	+6.549	13:58:45.031	15	1:10.381	+2.854	14:14:53.725	1	1:19.883	+7.318	13:58:56.791
2	1:10.399	+5.465	13:59:55.430	<b>(46) MARCIO BRIGIDO</b>				2	1:18.727	+6.162	14:00:15.518
3	1:08.452	+3.518	14:01:03.882	1	1:14.756	+6.681	13:59:15.670	3	1:18.066	+5.501	14:01:33.584
4	1:06.482	+1.548	14:02:10.364	2	1:11.736	+3.661	14:00:27.406	4	1:14.025	+1.460	14:02:47.609
5	1:09.506	+4.572	14:03:19.870	3	1:11.717	+3.642	14:01:39.123	5	1:15.760	+3.195	14:04:03.369
6	1:08.170	+3.236	14:04:28.040	4	1:10.404	+2.329	14:02:49.527	6	1:13.855	+1.290	14:05:17.224
7	1:06.998	+2.064	14:05:35.038	5	1:12.660	+4.585	14:04:02.187	7	1:12.835	+0.270	14:06:30.059
8	1:05.759	+0.825	14:06:40.797	6	1:11.343	+3.268	14:05:13.530	8	1:15.232	+2.667	14:07:45.291
9	1:06.141	+1.207	14:07:46.938	7	1:10.484	+2.409	14:06:24.014	9	1:13.616	+1.051	14:08:58.907
10	<b>1:04.934</b>		14:08:51.872	8	1:08.624	+0.549	14:07:32.638	10	1:12.853	+0.288	14:10:11.760
11	1:08.784	+3.850	14:10:00.656	9	1:08.127	+0.052	14:08:40.765	11	1:13.173	+0.608	14:11:24.933
12	1:07.487	+2.553	14:11:08.143	10	<b>1:08.075</b>		14:09:48.840	12	1:13.362	+0.797	14:12:38.295
13	1:06.957	+2.023	14:12:15.100	11	1:08.289	+0.214	14:10:57.129	13	1:13.176	+0.611	14:13:51.471
14	1:06.591	+1.657	14:13:21.691	12	1:10.038	+1.963	14:12:07.167	14	<b>1:12.565</b>		14:15:04.036
15	1:10.335	+5.401	14:14:32.026	13	1:12.749	+4.674	14:13:19.916	<b>(242) FABIANO MAGRII</b>			
<b>(77) ITAMAR TADEU</b>				14	1:13.388	+5.313	14:14:33.304	1	1:16.597	+5.294	13:58:58.756
1	1:11.714	+6.556	13:58:43.071	<b>(321) MARCIONE</b>				2	1:17.429	+6.126	14:00:16.185
2	1:10.670	+5.512	13:59:53.741	1	1:32.333	+24.543	13:59:16.618	3	1:14.559	+3.256	14:01:30.744
3	1:07.900	+2.742	14:01:01.641	2	1:16.911	+9.121	14:00:33.529	4	1:15.444	+4.141	14:02:46.188
4	1:07.641	+2.483	14:02:09.282	3	1:12.775	+4.985	14:01:46.304	5	1:20.102	+8.799	14:04:06.290
5	1:09.638	+4.480	14:03:18.920	4	1:12.383	+4.593	14:02:58.687	6	1:14.311	+3.008	14:05:20.601
6	1:08.614	+3.456	14:04:27.374	5	1:10.135	+2.345	14:04:08.822	7	1:18.192	+6.889	14:06:38.793
7	1:06.569	+1.411	14:05:34.103	6	1:11.124	+3.334	14:05:19.946	8	1:17.017	+5.714	14:07:55.810
8	1:06.347	+1.189	14:06:40.450	7	1:09.482	+1.692	14:06:29.428	9	1:14.092	+2.789	14:09:09.902
9	1:05.904	+0.746	14:07:46.354	8	1:10.171	+2.381	14:07:39.599	10	1:14.023	+2.720	14:10:23.925
10	<b>1:05.158</b>		14:08:51.512	9	1:10.134	+2.344	14:08:49.733	11	1:13.432	+2.129	14:11:37.357
11	1:11.599	+6.441	14:10:03.111	10	1:10.259	+2.469	14:09:59.992	12	1:11.902	+0.599	14:12:49.259
12	1:09.340	+4.182	14:11:12.451	11	1:11.153	+3.363	14:11:11.145	13	<b>1:11.303</b>		14:14:00.562
13	1:06.455	+1.297	14:12:18.906	12	1:10.627	+2.837	14:12:21.772	14	1:14.417	+3.114	14:15:14.979
14	1:08.424	+3.266	14:13:27.330	13	1:10.043	+2.253	14:13:31.815	<b>(115) JOSE DA SILVA</b>			
15	1:08.295	+3.137	14:14:35.625	14	<b>1:07.790</b>		14:14:39.605	1	1:17.267	+4.711	13:58:47.965
<b>(63) TALLES RODRIGUES</b>				<b>(313) JOÃO CARLOS</b>				2	1:13.882	+1.326	14:00:01.847
1	1:12.693	+5.867	13:58:45.516	1	1:19.304	+9.313	13:58:57.667	3	1:15.349	+2.793	14:01:17.196
2	1:12.784	+5.958	13:59:58.300	2	1:16.192	+6.201	14:00:13.859	4	1:16.302	+3.746	14:02:33.498
3	1:10.165	+3.339	14:01:08.465	3	1:16.073	+6.082	14:01:29.932	5	1:15.081	+2.525	14:03:48.579
4	1:07.212	+0.386	14:02:15.677	4	1:15.162	+5.171	14:02:45.094	6	1:14.461	+1.905	14:05:03.040
5	1:10.873	+4.047	14:03:26.550	5	1:12.762	+2.771	14:03:57.856	7	<b>1:12.556</b>		14:06:15.596
6	1:08.726	+1.900	14:04:35.276	6	1:13.689	+3.698	14:05:11.545	8	1:14.037	+1.481	14:07:29.633
7	1:07.676	+0.850	14:05:42.952	7	<b>1:09.991</b>		14:06:21.536	9	1:14.768	+2.212	14:08:44.401
8	1:07.765	+0.939	14:06:50.717	8	1:10.686	+0.695	14:07:32.222	10	1:17.982	+5.426	14:10:02.383
9	1:08.165	+1.339	14:07:58.882	9	1:14.283	+4.292	14:08:46.505	11	1:18.249	+5.693	14:11:20.632
10	1:08.148	+1.322	14:09:07.030	10	1:13.809	+3.818	14:10:00.314	12	1:27.248	+14.692	14:12:47.880
11	1:07.937	+1.111	14:10:14.967	11	1:13.916	+3.925	14:11:14.230	13	1:16.936	+4.380	14:14:04.816
12	1:07.842	+1.016	14:11:22.809	12	1:13.477	+3.486	14:12:27.707	14	1:18.531	+5.975	14:15:23.347
13	1:07.710	+0.884	14:12:30.519	13	1:12.351	+2.360	14:13:40.058				

Cronometragem: MARCOS A. MANCINI - Diretor de Prova: EVERTON TCHURMA

Orbits

www.mancini.esp.br

## MX LIMERO - 1a ETAPA

IMPORTADA MX3/MX4

Machadinho D' oeste - RO 0,900 Km

2a BATERIA

08/09/2019 13:30

Corrida iniciado em 13:56:53

Lap	Lap Tm	Diff	Time of Day
<b>(19) EVANDRO ZANELLA</b>			
1	1:34.277	+20.909	13:59:15.156
2	1:20.082	+6.714	14:00:35.238
3	1:14.006	+0.638	14:01:49.244
4	<b>1:13.368</b>		14:03:02.612
5	1:13.848	+0.480	14:04:16.460
6	1:14.540	+1.172	14:05:31.000
7	1:15.878	+2.510	14:06:46.878
8	1:14.593	+1.225	14:08:01.471
9	1:16.568	+3.200	14:09:18.039
10	1:13.677	+0.309	14:10:31.716
11	1:14.644	+1.276	14:11:46.360
12	1:13.687	+0.319	14:13:00.047
13	1:15.244	+1.876	14:14:15.291
14	1:16.318	+2.950	14:15:31.609

Lap	Lap Tm	Diff	Time of Day
<b>(10) VAL AMARAL</b>			
1	1:24.506	+11.681	13:59:10.431
2	1:23.274	+10.449	14:00:33.705
3	1:20.164	+7.339	14:01:53.869
4	1:18.127	+5.302	14:03:11.996
5	1:19.030	+6.205	14:04:31.026
6	1:16.436	+3.611	14:05:47.462
7	1:14.021	+1.196	14:07:01.483
8	1:14.338	+1.513	14:08:15.821
9	1:14.585	+1.760	14:09:30.406
10	1:15.319	+2.494	14:10:45.725
11	<b>1:12.825</b>		14:11:58.550
12	1:13.875	+1.050	14:13:12.425
13	1:22.413	+9.588	14:14:34.838

Lap	Lap Tm	Diff	Time of Day
<b>(171) CLAUDINEY BADECO</b>			
1	1:24.200	+9.892	13:59:05.804
2	1:18.932	+4.624	14:00:24.736
3	1:21.022	+6.714	14:01:45.758
4	1:19.456	+5.148	14:03:05.214
5	1:20.064	+5.756	14:04:25.278
6	1:16.148	+1.840	14:05:41.426
7	1:16.512	+2.204	14:06:57.938
8	1:16.399	+2.091	14:08:14.337
9	1:18.543	+4.235	14:09:32.880
10	<b>1:14.308</b>		14:10:47.188
11	1:14.373	+0.065	14:12:01.561
12	1:23.079	+8.771	14:13:24.640
13	1:16.308	+2.000	14:14:40.948

Lap	Lap Tm	Diff	Time of Day
<b>(17) TIAGO CAPUCHE</b>			
1	1:32.832	+18.177	13:59:23.680
2	1:16.861	+2.206	14:00:40.541
3	1:15.283	+0.628	14:01:55.824
4	1:21.758	+7.103	14:03:17.582
5	1:15.997	+1.342	14:04:33.579
6	1:16.046	+1.391	14:05:49.625
7	1:14.902	+0.247	14:07:04.527
8	1:16.209	+1.554	14:08:20.736
9	<b>1:14.655</b>		14:09:35.391
10	1:15.082	+0.427	14:10:50.473
11	1:15.145	+0.490	14:12:05.618
12	1:22.385	+7.730	14:13:28.003
13	1:21.271	+6.616	14:14:49.274

Lap	Lap Tm	Diff	Time of Day
<b>(18) JACI ZANELLA</b>			
1	1:27.071	+10.959	13:59:14.646
2	1:27.054	+10.942	14:00:41.700
3	1:23.412	+7.300	14:02:05.112
4	1:22.169	+6.057	14:03:27.281

Lap	Lap Tm	Diff	Time of Day
5	1:18.572	+2.460	14:04:45.853
6	1:17.161	+1.049	14:06:03.014
7	<b>1:16.112</b>		14:07:19.126
8	1:18.236	+2.124	14:08:37.362
9	1:19.602	+3.490	14:09:56.964
10	1:22.817	+6.705	14:11:19.781
11	1:18.983	+2.871	14:12:38.764
12	1:18.440	+2.328	14:13:57.204
13	1:46.250	+30.138	14:15:43.454

Lap	Lap Tm	Diff	Time of Day
<b>(428) SAULINHO</b>			
1	1:27.637	+7.865	13:59:14.249
2	1:26.155	+6.383	14:00:40.404
3	1:23.129	+3.357	14:02:03.533
4	1:21.996	+2.224	14:03:25.529
5	1:21.100	+1.328	14:04:46.629
6	1:20.435	+0.663	14:06:07.064
7	<b>1:19.772</b>		14:07:26.836
8	1:21.902	+2.130	14:08:48.738
9	1:24.205	+4.433	14:10:12.943
10	1:23.296	+3.524	14:11:36.239
11	1:24.341	+4.569	14:13:00.580
12	1:21.462	+1.690	14:14:22.042
13	1:24.140	+4.368	14:15:46.182

Lap	Lap Tm	Diff	Time of Day
<b>(60) DOUGLAS AMARAL</b>			
1	1:20.721	+6.759	13:59:01.041
2	1:18.787	+4.825	14:00:19.828
3	1:16.698	+2.736	14:01:36.526
4	2:54.840	+1:40.878	14:04:31.366
5	1:22.490	+8.528	14:05:53.856
6	1:14.466	+0.504	14:07:08.322
7	1:17.380	+3.418	14:08:25.702
8	1:16.363	+2.401	14:09:42.065
9	<b>1:13.962</b>		14:10:56.027
10	1:16.232	+2.270	14:12:12.259
11	1:16.875	+2.913	14:13:29.134
12	1:14.149	+0.187	14:14:43.283

Lap	Lap Tm	Diff	Time of Day
<b>(15) VALTER LEAL</b>			
1	1:27.698	+7.851	13:59:12.988
2	1:31.284	+11.437	14:00:44.272
3	1:26.460	+6.613	14:02:10.732
4	1:26.246	+6.399	14:03:36.978
5	<b>1:19.847</b>		14:04:56.825
6	1:21.097	+1.250	14:06:17.922
7	1:27.040	+7.193	14:07:44.962
8	1:29.279	+9.432	14:09:14.241
9	1:22.704	+2.857	14:10:36.945
10	1:33.723	+13.876	14:12:10.668
11	1:37.470	+17.623	14:13:48.138
12	1:30.634	+10.787	14:15:18.772

Lap	Lap Tm	Diff	Time of Day
<b>(772) FORMIGA</b>			
1	1:28.328	+9.790	13:59:17.584
2	1:22.218	+3.680	14:00:39.802
3	1:19.736	+1.198	14:01:59.538
4	1:24.227	+5.689	14:03:23.765
5	1:20.066	+1.528	14:04:43.831
6	<b>1:18.538</b>		14:06:02.369
7	1:19.387	+0.849	14:07:21.756
8	1:22.824	+4.286	14:08:44.580
9	1:23.053	+4.515	14:10:07.633
10	1:20.669	+2.131	14:11:28.302
11	1:29.647	+11.109	14:12:57.949



PREFEITURA DE MACHADINHO



MX LIMERO - 1a ETAPA

Classificado por voltas

IMPORTADA MX3/MX4

Machadinho D' oeste - RO 0,900 Km

2a BATERIA

08/09/2019 13:30

Corrida iniciado em 13:56:53

Pos	No.	Piloto	Categ	Volts	Diff	M.Volta	Moto	Cidade	Equipe
1	20	EMERSON FILE	IMP MX3/MX4	15		1:04.657	HONDA	CAMPO GRANDE/MS	DAVI SUSPENSÃO-DROGARIA NOVA VIDA-JACK ROA
2	3	EDER STENZEL	IMP MX3	15	1.754	1:04.934	KAWASAKI	PORTO VELHO	MRP RACING-MAP DISTRIBUIDORA-POSTO IRMÃOS
3	77	ITAMAR TADEU	IMP MX3/MX4	15	5.353	1:05.158	YAMAHA	CACOAL	ITF MULTIMARCAS-TOMAZ MX SCHOOL-MASTER MO
4	63	TALLES RODRIGUES	IMP MX3	15	15.973	1:06.826	HONDA	ARIQUEMES	RONDO MOTOS
5	412	THIAGO RIGON	IMP MX3	15	23.453	1:07.527	YAMAHA	JI-PARANÁ	YAMAHA-PICA PAU
6	46	MARCIO BRIGIDO	IMP MX3/MX4	14	1 Volta	1:08.075	YAMAHA	CACOAL	MEGA BOM
7	321	MARCIONE	IMP MX3/MX4	14	1 Volta	1:07.790	YAMAHA	JI-PARANÁ	MARCIONE VEÍCULOS-BADECO MOTOS
8	313	JOÃO CARLOS	IMP MX3/MX4	14	1 Volta	1:09.991	YAMAHA	PORTO VELHO	BARRIOS CONSTRUTORA-BKORACEACTION-BKOSPI
9	723	APARICIO PAIXÃO	IMP MX4	14	1 Volta	1:09.907	KAWASAKI	PORTO VELHO	BKOVIPAL
10	993	NEGÃO	IMP MX3/MX4	14	1 Volta	1:12.565	YAMAHA	CACOAL	CASA DOCS
11	242	FABIANO MAGRII	IMP MX4	14	1 Volta	1:11.303	KTM	ARIQUEMES	DANMAGRII CHURRASQUEIRAS PRÉ-MOLDADO
12	115	JOSE DA SILVA	IMP MX4	14	1 Volta	1:12.556	HONDA	NOVA MUTUM PARANÁ	AUTO CENTER LIDER-AUTO POSTO ENBAUBA-DRAG
13	19	EVANDRO ZANELLA	IMP MX3	14	1 Volta	1:13.368	SUZUKI	PORTO VELHO	BOMBERACO EXTINTORES
14	10	VAL AMARAL	IMP MX4	13	2 Voltas	1:12.825	KAWASAKI	JI-PARANÁ	EL SOSSEGO
15	171	CLAUDINEY BADECO	IMP MX4	13	2 Voltas	1:14.308	HONDA	JI-PARANÁ	BADECO MOTOS
16	17	TIAGO CAPUCHE	IMP MX3	13	2 Voltas	1:14.655	KAWASAKI		
17	18	JACI ZANELLA	IMP MX4	13	2 Voltas	1:16.112	HONDA	PORTO VELHO	EXTINTORES ZANELLA
18	428	SAULINHO	IMP MX3/MX4	13	2 Voltas	1:19.772	KAWASAKI	PORTO VELHO	UNIDAS AUTO CENTER
19	60	DOUGLAS AMARAL	IMP MX3/MX4	12	3 Voltas	1:13.962	YAMAHA	JI-PARANÁ	YAMAHA-PICA PAU-MEGAPRINT-BANANACROSS
20	15	VALTER LEAL	IMP MX4	12	3 Voltas	1:19.847	YAMAHA	PORTO VELHO	EDER MOTOS
21	772	FORMIGA	IMP MX3	11	4 Voltas	1:18.538	HONDA	JI-PARANÁ	JOHNSOM PAIXÃO-DESPACHANTE E CIA
22	234	CLAUDEMIR CARDOSO	IMP MX4	10	5 Voltas	1:20.675	YAMAHA	JI-PARANÁ	MX CONSTRUTORA-BADECO MOTOS

Não classificado (50% = 8 Voltas)

5	JOSÉ ZANELLA	IMP MX3/MX4	3	12 Voltas	1:18.682	HONDA	BOA VISTA/RR	EXTINTORES ZANELLA
---	--------------	-------------	---	-----------	----------	-------	--------------	--------------------

Margem da Vitoria	velocidade Media	Tempo Melhor volta	Melhor Veloc.	Melhor Volta por..
1.754	45,986	1:04.657	50,111	20 - EMERSON FILE

Cronometragem: MARCOS A. MANCINI - Diretor de Prova: EVERTON TCHURMA

Orbits

www.mancini.esp.br

www.mylaps.com

enciado para: MANCINI CRONOMETRAGEM



PREFEITURA DE MACHADINHO



# MX LIMERO - 1a ETAPA

IMPORTADA MX3/MX4

Machadinho D' oeste - RO 0,900 Km

TREINO CRONOMETRADO

08/09/2019 08:30

Qualificação iniciado em 9:05:10

Lap	Lap Tm	Diff	Time of Day
<b>(46) MARCIO BRIGIDO</b>			
1	1:16.711	+17.305	9:11:38.039
2	1:13.509	+14.103	9:12:51.548
3	1:18.372	+18.966	9:14:09.920
4	1:18.595	+19.189	9:15:28.515
5	1:34.243	+34.837	9:17:02.758
6	1:12.021	+12.615	9:18:14.779
7	<b>59.406</b>		9:19:14.185
8	1:09.611	+10.205	9:20:23.796
<b>(20) EMERSON FILE</b>			
1	1:19.377	+15.009	9:15:14.592
2	1:06.151	+1.783	9:16:20.743
3	1:14.348	+9.980	9:17:35.091
4	<b>1:04.368</b>		9:18:39.459
<b>(3) EDER STENZEL</b>			
1	2:15.158	+1:06.249	9:12:12.015
2	1:10.974	+2.065	9:13:22.989
3	1:14.320	+5.411	9:14:37.309
4	1:11.416	+2.507	9:15:48.725
5	1:10.569	+1.660	9:16:59.294
6	<b>1:08.909</b>		9:18:08.203
7	1:17.575	+8.666	9:19:25.778
<b>(77) ITAMAR TADEU</b>			
1	1:17.631	+8.078	9:12:10.542
2	1:11.714	+2.161	9:13:22.256
3	1:25.879	+16.326	9:14:48.135
4	<b>1:09.583</b>		9:15:57.688
5	1:38.019	+28.466	9:17:35.707
6	1:19.559	+10.006	9:18:55.266
7	1:15.971	+6.418	9:20:11.237
8	1:16.806	+7.253	9:21:28.043
<b>(63) TALLES RODRIGUES</b>			
1	1:13.832	+4.270	9:10:52.533
2	1:11.140	+1.578	9:12:03.673
3	6:27.176	+5:17.614	9:18:30.849
4	<b>1:09.562</b>		9:19:40.411
<b>(412) THIAGO RIGON</b>			
1	1:52.172	+42.317	9:11:56.312
2	1:11.838	+1.983	9:13:08.150
3	1:14.120	+4.265	9:14:22.270
4	1:22.174	+12.319	9:15:44.444
5	1:11.354	+1.499	9:16:55.798
6	1:11.645	+1.790	9:18:07.443
7	<b>1:09.855</b>		9:19:17.298
<b>(321) MARCIONE</b>			
1	2:06.995	+55.350	9:12:12.942
2	1:18.051	+6.406	9:13:30.993
3	1:20.538	+8.893	9:14:51.531
4	1:14.824	+3.179	9:16:06.355
5	1:17.545	+5.900	9:17:23.900
6	1:25.659	+14.014	9:18:49.559
7	1:17.210	+5.565	9:20:06.769
8	<b>1:11.645</b>		9:21:18.414
<b>(9) BALA</b>			
1	1:16.522	+4.174	9:14:40.949
2	1:12.659	+0.311	9:15:53.608
3	2:23.168	+1:10.820	9:18:16.776
4	1:38.587	+26.239	9:19:55.363

Lap	Lap Tm	Diff	Time of Day
5	<b>1:12.348</b>		9:21:07.711
<b>(818) EDUARDO RAMOS</b>			
1	5:18.163	+4:04.152	9:15:05.929
2	1:15.524	+1.513	9:16:21.453
3	1:17.267	+3.256	9:17:38.720
4	1:17.985	+3.974	9:18:56.705
5	<b>1:14.011</b>		9:20:10.716
<b>(723) APARICIO PAIXÃO</b>			
1	1:16.254	+0.557	9:14:19.077
2	1:17.841	+2.144	9:15:36.918
3	<b>1:15.697</b>		9:16:52.615
4	1:56.041	+40.344	9:18:48.656
<b>(5) JOSÉ ZANELLA</b>			
1	1:40.052	+23.923	9:11:30.349
2	1:18.652	+2.523	9:12:49.001
3	1:19.532	+3.403	9:14:08.533
4	1:18.570	+2.441	9:15:27.103
5	1:16.539	+0.410	9:16:43.642
6	<b>1:16.129</b>		9:17:59.771
7	1:16.971	+0.842	9:19:16.742
8	2:13.636	+57.507	9:21:30.378
<b>(993) NEGÃO</b>			
1	1:23.653	+6.817	9:11:40.112
2	<b>1:16.836</b>		9:12:56.948
3	1:24.600	+7.764	9:14:21.548
4	1:17.175	+0.339	9:15:38.723
5	1:18.037	+1.201	9:16:56.760
6	2:47.967	+1:31.131	9:19:44.727
7	1:27.713	+10.877	9:21:12.440
<b>(17) TIAGO CAPUCHE</b>			
1	1:25.373	+7.338	9:12:26.885
2	1:21.782	+3.747	9:13:48.667
3	1:26.011	+7.976	9:15:14.678
4	1:54.877	+36.842	9:17:09.555
5	2:46.289	+1:28.254	9:19:55.844
6	<b>1:18.035</b>		9:21:13.879
<b>(242) FABIANO MAGRII</b>			
1	1:19.757	+1.584	9:11:03.197
2	1:19.322	+1.149	9:12:22.519
3	1:21.380	+3.207	9:13:43.899
4	1:21.820	+3.647	9:15:05.719
5	1:20.403	+2.230	9:16:26.122
6	<b>1:18.173</b>		9:17:44.295
<b>(60) DOUGLAS AMARAL</b>			
1	1:25.163	+6.074	9:14:35.196
2	<b>1:19.089</b>		9:15:54.285
3	1:20.188	+1.099	9:17:14.473
4	1:19.584	+0.495	9:18:34.057
<b>(18) JACI ZANELLA</b>			
1	1:25.161	+5.757	9:11:16.904
2	<b>1:19.404</b>		9:12:36.308
3	1:25.200	+5.796	9:14:01.508
4	1:24.779	+5.375	9:15:26.287
<b>(19) EVANDRO ZANELLA</b>			
1	<b>1:20.108</b>		9:19:34.022
2	1:21.438	+1.330	9:20:55.460

Lap	Lap Tm	Diff	Time of Day
<b>(115) JOSE DA SILVA</b>			
1	1:24.643	+4.487	9:15:18.707
2	<b>1:20.156</b>		9:16:38.863
<b>(157) CLAUDINEY BADECO</b>			
1	1:27.566	+6.695	9:13:58.199
2	1:23.894	+3.023	9:15:22.093
3	1:21.016	+0.145	9:16:43.109
4	<b>1:20.871</b>		9:18:03.980
5	1:26.782	+5.911	9:19:30.762
<b>(313) JOÃO CARLOS</b>			
1	1:27.046	+6.121	9:15:13.831
2	<b>1:20.925</b>		9:16:34.756
3	2:45.881	+1:24.956	9:19:20.637
4	1:22.981	+2.056	9:20:43.618
<b>(15) VALTER LEAL</b>			
1	1:35.480	+12.271	9:13:59.805
2	1:25.624	+2.415	9:15:25.429
3	<b>1:23.209</b>		9:16:48.638
4	3:58.174	+2:34.965	9:20:46.812
<b>(428) SAULINHO</b>			
1	1:25.035	+1.344	9:11:04.760
2	1:24.129	+0.438	9:12:28.889
3	<b>1:23.691</b>		9:13:52.580
4	1:25.116	+1.425	9:15:17.696
5	1:24.967	+1.276	9:16:42.663
6	1:26.284	+2.593	9:18:08.947
7	1:24.286	+0.595	9:19:33.233
<b>(151) ALDEMIER ZANELLA</b>			
1	1:26.731	+2.471	9:11:21.321
2	<b>1:24.260</b>		9:12:45.581
3	1:30.235	+5.975	9:14:15.816
4	1:28.717	+4.457	9:15:44.533
<b>(891) JONILSON</b>			
1	1:41.243	+15.407	9:11:44.836
2	1:37.366	+11.530	9:13:22.202
3	1:36.470	+10.634	9:14:58.672
4	2:01.726	+35.890	9:17:00.398
5	<b>1:25.836</b>		9:18:26.234
6	1:27.195	+1.359	9:19:53.429
7	1:28.287	+2.451	9:21:21.716
<b>(10) VAL AMARAL</b>			
1	3:25.772	+1:58.925	9:16:51.635
2	<b>1:26.847</b>		9:18:18.482
<b>(234) CLAUDEMIR CARDOSO</b>			
1	1:32.059	+1.075	9:14:22.086
2	1:56.028	+25.044	9:16:18.114
3	2:30.906	+59.922	9:18:49.020
4	<b>1:30.984</b>		9:20:20.004
<b>(741) REGINALDO BELINI</b>			
1	4:51.953	+3:20.084	9:17:11.982
2	1:35.389	+3.520	9:18:47.371
3	<b>1:31.869</b>		9:20:19.240
<b>(722) JOHNSON PAIXÃO</b>			
1	<b>2:08.907</b>		9:15:24.513

Cronometragem: MARCOS A. MANCINI - Diretor de Prova: EVERTON TCHURMA

Orbits

www.mancini.esp.br



www.mylaps.com

Licenciado para: MANCINI CRONOMETRAGEM



PREFEITURA DE MACHADINHO



MX LIMERO - 1a ETAPA

Classificado pela melhor volta


IMPORTADA MX3/MX4

Machadinho D' oeste - RO 0,900 Km

TREINO CRONOMETRADO

08/09/2019 08:30

Qualificação iniciado em 9:05:10



Pos	No.	Piloto	Categ	M.Volta	Diff	Moto	Cidade	Equipe
1	46	MARCIO BRIGIDO	IMP MX3/MX4	59.406		YAMAHA	CACOAL	MEGA BOM
2	20	EMERSON FILE	IMP MX3/MX4	1:04.368	4.962	HONDA	CAMPO GRANDE/MS	DAVI SUSPENSÃO-DROGARIA NOVA VIDA-JACK ROAD MADEIN MATO
3	3	EDER STENZEL	IMP MX3	1:08.909	9.503	KAWASAKI	PORTO VELHO	MRP RACING-MAP DISTRIBUIDORA-POSTO IRMÃOS LEITE
4	77	ITAMAR TADEU	IMP MX3/MX4	1:09.553	10.147	YAMAHA	CACOAL	ITF MULTIMARCAS-T OMAZ MX SCHOOL-MASTER MOTOS CACOAL
5	63	TALLES RODRIGUES	IMP MX3	1:09.562	10.156	HONDA	ARIQUEMES	RONDO MOTOS
6	412	THIAGO RIGON	IMP MX3	1:09.855	10.449	YAMAHA	JI-PARANA	YAMAHA-PICA PAU
7	321	MARCIONE	IMP MX3/MX4	1:11.645	12.239	YAMAHA	JI PARANÁ	MARCIONE VEÍCULOS-BADECO MOTOS
8	9	BALA	IMP MX3	1:12.348	12.942	HONDA	VILHENA	ARENA FITNESS
9	818	EDUARDO RAMOS	IMP MX3	1:14.011	14.605	HONDA	ARIQUEMES	COMETA CENTER CAR
10	723	APARICIO PAIXÃO	IMP MX4	1:15.697	16.291	KAWASAKI	PORTO VELHO	BKO VIPAL
11	5	JOSÉ ZANELLA	IMP MX3/MX4	1:16.129	16.723	HONDA	BOA VISTA/RR	EXTINTORES ZANELLA
12	993	NEGÃO	IMP MX3/MX4	1:16.836	17.430	YAMAHA	CACOAL	CASA DOCS
13	17	TIAGO CAPUCHE	IMP MX3	1:18.035	18.629	KAWASAKI		
14	242	FABIANO MAGRII	IMP MX4	1:18.173	18.767	KTM	ARIQUEMES	DANMAGRII CHURRASQUEIRAS PRÉ-MOLDADO
15	60	DOUGLAS AMARAL	IMP MX3/MX4	1:19.089	19.683	YAMAHA	JI-PARANÁ	YAMAHA-PICA PAU-MEGAPRINT-BANANACROSS
16	18	JACI ZANELLA	IMP MX4	1:19.404	19.998	HONDA	PORTO VELHO	EXTINTORES ZANELLA
17	19	EVANDRO ZANELLA	IMP MX3	1:20.108	20.702	SUZUKI	PORTO VELHO	BOMBERACO EXTINTORES
18	115	JOSE DA SILVA	IMP MX4	1:20.156	20.750	HONDA	NOVA MUTUM PARANÁ	AUTO CENTER LIDER-AUTO POSTO EM BAUBA-DRAGA VITÓRIA-FALCAO M C
19	157	CLAUDINEY BADECO	IMP MX4	1:20.871	21.465	HONDA	JI PARANÁ	BADECO MOTOS
20	313	JOÃO CARLOS	IMP MX3/MX4	1:20.925	21.519	YAMAHA	PORTO VELHO	BARROS CONSTRUTORA-BKO RACEACTION-BKO SPORTS WEAR
21	15	VALTER LEAL	IMP MX4	1:23.209	23.803	YAMAHA	PORTO VELHO	EDER MOTOS
22	428	SAULINHO	IMP MX3/MX4	1:23.691	24.285	KAWASAKI	PORTO VELHO	UNIDAS AUTO CENTER
23	151	ALDEMIR ZANELLA	IMP MX4	1:24.260	24.854	KTM	MANAUS	EXTINTORES ZANELLA
24	891	JONILSON	IMP MX3	1:25.836	26.430	KAWASAKI	JI-PARANA	
25	10	VAL AMARAL	IMP MX4	1:26.847	27.441	KAWASAKI	JI-PARANÁ	EL SOSSEGO
26	234	CLAUDEMIR CARDOSO	IMP MX4	1:30.984	31.578	YAMAHA	JI-PARANÁ	MX CONSTRUTORA-BADECO MOTOS
27	741	REGINALDO BELINI	IMP MX4	1:31.869	32.463	YAMAHA	PORTO VELHO	
28	722	JOHNSON PAIXÃO	IMP MX4	2:08.907	39.501	YAMAHA	JARÚ	MAP TRANSPORTE- NIKITA MOTOPECAS

Cronometragem: MARCOS A. MANCINI - Diretor de Prova: EVERTON TCHURMA

Orbits

www.mancini.esp.br



www.mylaps.com

Licenciado para: MANCINI CRONOMETRAGEM

Impresso: 08/09/2019 09:21:52



PREFEITURA DE MACHADINHO



### MX LIMERO - 1a ETAPA

IMPORTADA MX3/MX4/NOV

Machadinho D' oeste - RO 0,900 Km

TREINO LIVRE

07/09/2019 15:50

Qualificação iniciado em 17:06:26

Lap	Lap Tm	Diff	Time of Day
<b>(20) EMERSON FILE</b>			
1	1:09.267	+7.246	17:08:34.218
2	1:05.203	+3.182	17:09:39.421
3	1:19.898	+17.877	17:10:59.319
4	<b>1:02.021</b>		17:12:01.340
5	1:13.919	+11.898	17:13:15.259
6	1:25.853	+23.832	17:14:41.112
7	1:11.896	+9.875	17:15:53.008
8	1:13.104	+11.083	17:17:06.112

Lap	Lap Tm	Diff	Time of Day
<b>(723) APARICIO PAIXÃO</b>			
1	1:05.614	+0.375	17:08:06.600
2	<b>1:05.239</b>		17:09:11.839
3	1:18.834	+13.595	17:10:30.673
4	1:11.655	+6.416	17:11:42.328
5	1:15.890	+10.651	17:12:58.218
6	1:16.703	+11.464	17:14:14.921
7	1:10.968	+5.729	17:15:25.889

Lap	Lap Tm	Diff	Time of Day
<b>(3) EDER STENZEL</b>			
1	1:07.065	+1.490	17:08:15.648
2	<b>1:05.575</b>		17:09:21.223
3	1:10.522	+4.947	17:10:31.745
4	1:09.532	+3.957	17:11:41.277
5	1:09.345	+3.770	17:12:50.622
6	1:13.444	+7.869	17:14:04.066
7	1:07.468	+1.893	17:15:11.534
8	1:08.929	+3.354	17:16:20.463
9	1:23.688	+18.113	17:17:44.151

Lap	Lap Tm	Diff	Time of Day
<b>(46) MARCIO BRIGIDO</b>			
1	1:08.706	+3.075	17:08:17.549
2	1:07.460	+1.829	17:09:25.009
3	1:08.581	+2.950	17:10:33.590
4	1:10.432	+4.801	17:11:44.022
5	<b>1:05.631</b>		17:12:49.653
6	1:13.611	+7.980	17:14:03.264
7	1:07.675	+2.044	17:15:10.939
8	1:06.824	+1.193	17:16:17.763
9	1:12.462	+6.831	17:17:30.225

Lap	Lap Tm	Diff	Time of Day
<b>(63) TALLES RODRIGUES</b>			
1	1:09.475	+1.896	17:08:31.127
2	<b>1:07.579</b>		17:09:38.706
3	1:08.190	+0.611	17:10:46.896
4	1:07.869	+0.290	17:11:54.765
5	1:39.163	+31.584	17:13:33.928
6	1:08.613	+1.034	17:14:42.541
7	1:32.299	+24.720	17:16:14.840
8	1:27.468	+19.889	17:17:42.308

Lap	Lap Tm	Diff	Time of Day
<b>(313) JOÃO CARLOS</b>			
1	1:12.721	+3.848	17:08:16.900
2	1:34.907	+26.034	17:09:51.807
3	1:11.851	+2.978	17:11:03.658
4	<b>1:08.873</b>		17:12:12.531
5	1:09.894	+1.021	17:13:22.425
6	1:10.765	+1.892	17:14:33.190
7	1:10.986	+2.113	17:15:44.176

Lap	Lap Tm	Diff	Time of Day
<b>(412) THIAGO RIGON</b>			
1	2:12.638	+1:03.761	17:09:26.328
2	<b>1:08.877</b>		17:10:35.205
3	2:38.402	+1:29.525	17:13:13.607

Lap	Lap Tm	Diff	Time of Day
<b>(101) NEM</b>			
1	1:12.273	+3.382	17:11:01.506
2	<b>1:08.891</b>		17:12:10.397
3	1:10.670	+1.779	17:13:21.067
4	1:11.316	+2.425	17:14:32.383
5	1:12.619	+3.728	17:15:45.002
6	1:11.933	+3.042	17:16:56.935

Lap	Lap Tm	Diff	Time of Day
<b>(321) MARCIONE</b>			
1	1:09.674	+0.737	17:08:15.039
2	<b>1:08.937</b>		17:09:23.976
3	1:10.442	+1.505	17:10:34.418
4	1:59.190	+50.253	17:12:33.608
5	2:10.727	+1:01.790	17:14:44.335
6	1:13.077	+4.140	17:15:57.412
7	1:14.631	+5.694	17:17:12.043

Lap	Lap Tm	Diff	Time of Day
<b>(9) BALA</b>			
1	1:13.074	+3.812	17:08:32.916
2	<b>1:09.262</b>		17:09:42.178
3	1:11.074	+1.812	17:10:53.252
4	1:09.637	+0.375	17:12:02.889
5	1:09.357	+0.095	17:13:12.246
6	1:10.347	+1.085	17:14:22.593
7	1:10.037	+0.775	17:15:32.630
8	1:10.152	+0.890	17:16:42.782
9	1:13.336	+4.074	17:17:56.118

Lap	Lap Tm	Diff	Time of Day
<b>(5) JOSÉ ZANELLA</b>			
1	1:12.354	+2.511	17:08:24.942
2	1:11.414	+1.571	17:09:36.356
3	1:11.436	+1.593	17:10:47.792
4	<b>1:09.843</b>		17:11:57.635
5	1:24.436	+14.593	17:13:22.071
6	1:12.479	+2.636	17:14:34.550
7	1:11.213	+1.370	17:15:45.763
8	1:12.070	+2.227	17:16:57.833

Lap	Lap Tm	Diff	Time of Day
<b>(19)</b>			
1	1:11.076	+1.005	17:08:22.901
2	<b>1:10.071</b>		17:09:32.972
3	1:11.986	+1.915	17:10:44.958
4	1:11.364	+1.293	17:11:56.322
5	1:12.376	+2.305	17:13:08.698
6	1:14.879	+4.808	17:14:23.577
7	1:12.569	+2.498	17:15:36.146
8	1:18.911	+8.840	17:16:55.057

Lap	Lap Tm	Diff	Time of Day
<b>(60) DOUGLAS AMARAL</b>			
1	1:12.621	+1.510	17:08:41.978
2	1:13.277	+2.166	17:09:55.255
3	<b>1:11.111</b>		17:11:06.366
4	1:12.234	+1.123	17:12:18.600
5	1:15.012	+3.901	17:13:33.612
6	1:13.092	+1.981	17:14:46.704

Lap	Lap Tm	Diff	Time of Day
<b>(77) ITAMAR TADEU</b>			
1	<b>1:11.247</b>		17:08:18.630
2	1:18.996	+7.749	17:09:37.626
3	1:17.779	+6.532	17:10:55.405
4	1:13.102	+1.855	17:12:08.507
5	1:11.679	+0.432	17:13:20.186
6	1:18.030	+6.783	17:14:38.216
7	1:13.575	+2.328	17:15:51.791
8	1:16.162	+4.915	17:17:07.953

Lap	Lap Tm	Diff	Time of Day
<b>(51)</b>			
1	1:12.372	+0.813	17:08:49.219
2	1:12.229	+0.670	17:10:01.448
3	1:12.504	+0.945	17:11:13.952
4	<b>1:11.559</b>		17:12:25.511
5	1:13.090	+1.531	17:13:38.601
6	1:12.233	+0.674	17:14:50.834
7	1:12.180	+0.621	17:16:03.014
8	1:25.198	+13.639	17:17:28.212

Lap	Lap Tm	Diff	Time of Day
<b>(993) NEGÃO</b>			
1	1:13.556	+1.708	17:08:21.766
2	1:12.118	+0.270	17:09:33.884
3	1:14.728	+2.880	17:10:48.612
4	<b>1:11.848</b>		17:12:00.460
5	1:12.632	+0.784	17:13:13.092
6	1:15.907	+4.059	17:14:28.999
7	1:13.976	+2.128	17:15:42.975
8	1:13.427	+1.579	17:16:56.402

Lap	Lap Tm	Diff	Time of Day
<b>(115) NALZERES FUMIM</b>			
1	1:13.447	+0.486	17:08:41.080
2	<b>1:12.961</b>		17:09:54.041
3	1:36.939	+23.978	17:11:30.980

Lap	Lap Tm	Diff	Time of Day
<b>(818) EDUARDO RAMOS</b>			
1	<b>1:12.965</b>		17:08:44.161

Lap	Lap Tm	Diff	Time of Day
<b>(18) EVANDRO</b>			
1	1:15.611	+2.606	17:09:04.080
2	1:14.246	+1.241	17:10:18.326
3	1:14.363	+1.358	17:11:32.689
4	<b>1:13.005</b>		17:12:45.694
5	1:18.978	+5.973	17:14:04.672
6	1:14.533	+1.528	17:15:19.205

Lap	Lap Tm	Diff	Time of Day
<b>(428) SAULINHO</b>			
1	1:37.917	+24.270	17:09:01.774
2	1:14.596	+0.949	17:10:16.370
3	<b>1:13.647</b>		17:11:30.017
4	1:14.839	+1.192	17:12:44.856
5	1:15.506	+1.859	17:14:00.362
6	1:15.731	+2.084	17:15:16.093
7	3:06.925	+1:53.278	17:18:23.018

Lap	Lap Tm	Diff	Time of Day
<b>(10) VAL AMARAL</b>			
1	1:19.480	+5.453	17:08:47.284
2	1:16.364	+2.337	17:10:03.648
3	1:15.245	+1.218	17:11:18.893
4	<b>1:14.027</b>		17:12:32.920
5	1:14.251	+0.224	17:13:47.171
6	1:16.762	+2.735	17:15:03.933
7	1:18.425	+4.398	17:16:22.358
8	1:20.193	+6.166	17:17:42.551

Lap	Lap Tm	Diff	Time of Day
<b>(15)</b>			
1	<b>1:14.146</b>		17:09:03.452
2	1:15.684	+1.538	17:10:19.136
3	1:15.154	+1.008	17:11:34.290
4	1:16.795	+2.649	17:12:51.085
5	1:16.608	+2.462	17:14:07.693
6	1:14.285	+0.139	17:15:21.978
7	1:15.794	+1.648	17:16:37.772
8	1:19.257	+5.111	17:17:57.029

Lap	Lap Tm	Diff	Time of Day
<b>(15) VALTER LEAL</b>			

Cronometragem: MARCOS A. MANCINI - Diretor de Prova: EVERTON TCHURMA

Orbits

www.mancini.esp.br



www.mylaps.com

Licenciado para: MANCINI CRONOMETRAGEM



PREFEITURA DE MACHADINHO



### MX LIMERO - 1a ETAPA


IMPORTADA MX3/MX4/NOV

Machadinho D' oeste - RO 0,900 Km

TREINO LIVRE

07/09/2019 15:50

Qualificação iniciado em 17:06:26



Lap	Lap Tm	Diff	Time of Day
1	1:14.817	+0.394	17:09:15.520
2	1:17.769	+3.346	17:10:33.289
3	1:18.965	+4.542	17:11:52.254
4	<b>1:14.423</b>		17:13:06.677
5	1:24.626	+10.203	17:14:31.303
6	1:24.330	+9.907	17:15:55.633
7	1:27.648	+13.225	17:17:23.281

(17) THIAGO CAPUCHE

1	1:24.025	+9.464	17:09:18.215
2	<b>1:14.561</b>		17:10:32.776
3	1:23.155	+8.594	17:11:55.931
4	1:14.721	+0.160	17:13:10.652
5	1:17.388	+2.827	17:14:28.040
6	1:19.290	+4.729	17:15:47.330
7	1:15.114	+0.553	17:17:02.444

(338) LUCIANO MATEUS PRÓ

1	<b>1:15.908</b>		17:08:39.149
2	1:17.184	+1.276	17:09:56.333
3	1:17.763	+1.855	17:11:14.096
4	1:17.481	+1.573	17:12:31.577

(772) FORMIGA

1	<b>1:16.486</b>		17:08:43.006
---	-----------------	--	--------------

(744) ERNANDES CUBANO

1	<b>1:16.796</b>		17:08:45.461
---	-----------------	--	--------------

(234) CLAUDEMIR CARDOSO

1	1:20.051	+2.987	17:09:53.601
2	1:19.839	+2.775	17:11:13.440
3	1:20.848	+3.784	17:12:34.288
4	1:20.296	+3.232	17:13:54.584
5	1:17.959	+0.895	17:15:12.543
6	<b>1:17.064</b>		17:16:29.607
7	1:21.470	+4.406	17:17:51.077

(722) JOHNSON PAIXÃO

1	<b>1:17.792</b>		17:08:48.451
2	1:26.429	+8.637	17:10:14.880
3	1:23.895	+6.103	17:11:38.775

(891) JONYLSON EMERICK

1	<b>1:18.302</b>		17:08:59.771
2	1:22.170	+3.868	17:10:21.941
3	1:20.195	+1.893	17:11:42.136
4	1:20.771	+2.469	17:13:02.907
5	1:21.427	+3.125	17:14:24.334
6	1:23.971	+5.669	17:15:48.305
7	1:26.013	+7.711	17:17:14.318



## MX LIMERO - 1a ETAPA

## Classificado pela melhor volta

IMPORTADA MX3/MX4/NOV

Machadinho D' oeste - RO 0,900 Km

TREINO LIVRE

07/09/2019 15:50

Qualificação iniciado em 17:06:26

Pos	No.	Piloto	Categ	M.Volta	Diff	Moto	Cidade	Equipe
1	20	EMERSON FILE	IMP MX3/MX4	1:02.021		HONDA	CAMPO GRANDE/MS	DAVI SUSPENSÃO-DROGARIA NOVA VIDA-JACK ROAD MADEIN MATO
2	723	APARICIO PAIXÃO	IMP MX4	1:05.239	3.218	KAWASAKI	PORTO VELHO	BKO VIPAL
3	3	EDER STENZEL	IMP MX3	1:05.575	3.554	KAWASAKI	PORTO VELHO	MRP RACING-MAP DISTRIBUIDORA-POSTO IRMÃOS LEITE
4	46	MARCIO BRIGIDO	IMP MX3/MX4	1:05.631	3.610	YAMAHA	CACOAL	MEGA BOM
5	63	TALLES RODRIGUES	IMP MX3	1:07.579	5.558	HONDA	ARIQUEMES	RONDO MOTOS
6	313	JOÃO CARLOS	IMP MX3/MX4	1:08.873	6.852	YAMAHA	PORTO VELHO	BARROS CONSTRUTORA-BKO RACEACTION-BKO SPORTS WEAR
7	412	THIAGO RIGON	IMP MX3	1:08.877	6.856	YAMAHA	JI-PARANÁ	PICAPAU-YAMAHA
8	101	NEM	IMP NOV	1:08.891	6.870	YAMAHA	PORTO VELHO	BOMBERAÇO EXTINTORES
9	321	MARCIONE	IMP MX3/MX4	1:08.937	6.916	YAMAHA	JI-PARANÁ	MARCIONE VEÍCULOS-BADECO MOTOS
10	9	BALA	IMP MX3	1:09.262	7.241	HONDA	VILHENA	ARENA FITNESS
11	5	JOSÉ ZANELLA	IMP MX3/MX4	1:09.843	7.822	HONDA	BOA VISTA/RR	EXTINTORES ZANELLA
12	19			1:10.071	8.050			
13	60	DOUGLAS AMARAL	IMP MX3/MX4	1:11.111	9.090	YAMAHA	JI-PARANÁ	YAMAHA-PICA PAU-MEGAPRINT-BANANACROSS
14	77	ITAMAR TADEU	IMP MX3/MX4	1:11.247	9.226	YAMAHA	CACOAL	ITF MULTIMARCAS-TOMAZ MX SCHOOL-MASTER MOTOS CA COAL
15	51			1:11.559	9.538			
16	993	NEGÃO	IMP MX3/MX4/NOV	1:11.848	9.827	YAMAHA	CACOAL	CASA DOCS
17	115	NALZERES FUMIM	IMP NOV	1:12.961	10.940	HONDA	NOVA MUTUM PARANÁ	AUTO CENTER LIDER-AUTO POSTO EM BAUBA-DRAGA VITÓRIA-FALCAO M C
18	818	EDUARDO RAMOS	IMP MX3	1:12.965	10.944	HONDA	ARIQUEMES	COMETA CENTER CAR
19	18	EVANDRO	IMP NOV	1:13.005	10.984	SUZUKI	PORTO VELHO	BOMBERAÇO EXTINTORES
20	428	SAULINHO	IMP MX4/NOV	1:13.647	11.626	KAWASAKI	PORTO VELHO	UNIDAS AUTO CENTER
21	10	VAL AMARAL	IMP MX4	1:14.027	12.006	KAWASAKI	JI-PARANÁ	EL SOSSEGO
22	15			1:14.146	12.125			
23	15	VALTER LEAL	IMP MX4	1:14.423	12.402	YAMAHA	PORTO VELHO	EDER MOTOS
24	17	THIAGO CAPUCHE	IMP NOV	1:14.561	12.540	KAWASAKI	JI-PARANÁ	CAPUCHE MOTOCENTER
25	338	LUCIANO MATEUS PRÓ	IMP MX4	1:15.908	13.887	YAMAHA	PORTO VELHO	BKO SPORTS WEAR
26	772	FORMIGA	IMP MX3	1:16.486	14.465	HONDA	JI-PARANÁ	JOHNSOM PAIXÃO-DESPACHANTE E CIA
27	744	ERNANDES CUBANO	IMP MX3	1:16.796	14.775	YAMAHA	JI-PARANÁ	DESPACHANTE E CIA
28	234	CLAUDEMIR CARDOSO	IMP MX4/NOV	1:17.064	15.043	YAMAHA	JI-PARANÁ	MX CONSTRUTORA-BADECO MOTOS
29	722	JOHNSON PAIXÃO	IMP MX4	1:17.792	15.771	YAMAHA	JARÚ	MAP TRANSPORTE- NIKITA MOTOPECAS





PREFEITURA DE MACHADINHO



MX LIMERO - 1a ETAPA

Classificado pela melhor volta


IMPORTADA MX3/MX4/NOV

Machadinho D' oeste - RO 0,900 Km

TREINO LIVRE

07/09/2019 15:50

Qualificação iniciado em 17:06:26



Pos	No.	Piloto	Categ	M.Volta	Diff	Moto	Cidade	Equipe
30	891	JONYLSON EMERICK	IMP NOV	1:18.302	16.281	KAWASAKI	OURO PRETO DO OESTE	NISSEY MOTOR-TOYOTA-BANANA CROSS





PREFEITURA DE MACHADINHO



### MX LIMERO - 1a ETAPA


INFANTIL

Machadinho D' oeste - RO 0,900 Km

CORRIDA

08/09/2019 16:00

Corrida iniciado em 16:23:34



Lap	Lap Tm	Diff	Time of Day
<b>(200) ALISSON ZANELLA</b>			
1	1:23.934	+1.104	16:25:40.974
2	1:23.880	+1.050	16:27:04.854
3	<b>1:22.830</b>		16:28:27.684
4	1:24.975	+2.145	16:29:52.659
5	1:23.746	+0.916	16:31:16.405
6	1:23.949	+1.119	16:32:40.354
7	1:28.772	+5.942	16:34:09.126
8	1:28.322	+5.492	16:35:37.448
9	1:33.478	+10.648	16:37:10.926

Lap	Lap Tm	Diff	Time of Day
<b>(94) GABRIEL LAIA</b>			
1	1:28.325	+1.277	16:25:46.874
2	1:27.330	+0.282	16:27:14.204
3	<b>1:27.048</b>		16:28:41.252
4	1:28.640	+1.592	16:30:09.892
5	1:29.000	+1.952	16:31:38.892
6	1:31.498	+4.450	16:33:10.390
7	1:29.032	+1.984	16:34:39.422
8	1:29.565	+2.517	16:36:08.987
9	1:33.968	+6.920	16:37:42.955

Lap	Lap Tm	Diff	Time of Day
<b>(50) LUIZ GABRIEL</b>			
1	1:25.200	+1.617	16:26:22.689
2	1:26.005	+2.422	16:27:48.694
3	1:25.068	+1.485	16:29:13.762
4	1:26.120	+2.537	16:30:39.882
5	1:25.647	+2.064	16:32:05.529
6	1:26.448	+2.865	16:33:31.977
7	1:24.608	+1.025	16:34:56.585
8	2:09.435	+45.852	16:37:06.020
9	<b>1:23.583</b>		16:38:29.603

Lap	Lap Tm	Diff	Time of Day
<b>(117) LUIZ SIMOES</b>			
1	1:43.232	+2.773	16:26:06.371
2	1:51.658	+11.199	16:27:58.029
3	1:47.457	+6.998	16:29:45.486
4	1:45.834	+5.375	16:31:31.320
5	<b>1:40.459</b>		16:33:11.779
6	1:43.125	+2.666	16:34:54.904
7	1:48.140	+7.681	16:36:43.044
8	1:47.144	+6.685	16:38:30.188

Lap	Lap Tm	Diff	Time of Day
<b>(49) YCARO GABRIEL</b>			
1	1:29.351	+2.305	16:25:51.364
2	1:29.856	+2.810	16:27:21.220
3	1:29.116	+2.070	16:28:50.336
4	1:46.041	+18.995	16:30:36.377
5	1:28.298	+1.252	16:32:04.675
6	<b>1:27.046</b>		16:33:31.721

Cronometragem: MARCOS A. MANCINI - Diretor de Prova: EVERTON TCHURMA

Orbits

www.mancini.esp.br



www.mylaps.com

Licenciado para: MANCINI CRONOMETRAGEM



PREFEITURA DE MACHADINHO



MX LIMERO - 1a ETAPA

Classificado por voltas

INFANTIL

Machadinho D' oeste - RO 0,900 Km

CORRIDA

08/09/2019 16:00

Corrida iniciado em 16:23:34

Pos	No.	Piloto	Categ	Voltas	Diff	M.Volta	Moto	Cidade	Equipe
1	200	ALISSON ZANELLA	INFANTIL	9		1:22.830	HUSQVARNA	PORTO VELHO	EXTINTORES ZANELLA
2	94	GABRIEL LAIA	INFANTIL	9	32.029	1:27.048	KAWASAKI	CACOAL	MEGA BOM SORVETES-MÁSTER MOTOS-PIRELLA C
3	50	LUIZ GABRIEL	INFANTIL	9	1:18.677	1:23.583	KTM	MANAUS	TRAJANOCAR
4	117	LUIZ SIMOES	INFANTIL	8	1 Volta	1:40.459	HONDA	VILHENA	SIMOES REPRESENTAÇÕES
5	49	YCARO GABRIEL	INFANTIL	6	3 Voltas	1:27.046	KTM	MANAUS	TRAJANOCAR

Margem da Vitoria	velocidade Media	Tempo Melhor volta	Melhor Veloc.	Melhor Volta por..
32.029	35,701	1:22.830	39,116	200 - ALISSON ZANELLA

Cronometragem: MARCOS A. MANCINI - Diretor de Prova: EVERTON TCHURMA

Orbits

www.mancini.esp.br

www.mylaps.com

enciado para: MANCINI CRONOMETRAGEM





PREFEITURA DE MACHADINHO



MX LIMERO - 1a ETAPA

Classificado pela melhor volta


INFANTIL

Machadinho D' oeste - RO 0,900 Km

TREINO CRONOMETRADO

08/09/2019 08:45

Qualificação iniciado em 11:10:17



Pos	No.	Piloto	Categ	M.Volta	Diff	Moto	Cidade	Equipe
1	200	ALISSON ZANELLA	INFANTIL	1:21.186		HUSQVARNA	PORTO VELHO	EXTINTORES ZANELLA
2	50	LUIZ GABRIEL	INFANTIL	1:24.731	3.545	KTM	MANAUS	TRAJANOCAR
3	94	GABRIEL LAIA	INFANTIL	1:28.038	6.852	KAWASAKI	CACOAL	MEGA BOM SORVETES-MÁSTER MOTOS-PIMENTA COFFEE CAFÉ GOURMET
4	49	YCARO GABRIEL	INFANTIL	1:34.865	13.679	KTM	MANAUS	TRAJANOCAR
5	117	LUIZ SIMOES	INFANTIL	1:42.140	20.954	HONDA	VILHENA	SIMOES REPRESENTAÇÕES





PREFEITURA DE MACHADINHO



### MX LIMERO - 1a ETAPA


JUNIOR / FEMININA

Machadinho D' oeste - RO 0,900 Km

CORRIDA

08/09/2019 14:30

Corrida iniciado em 15:07:12



Lap	Lap Tm	Diff	Time of Day
<b>(328) GUILHERE BISCOLA</b>			
1	1:06.100	+0.392	15:08:56.105
2	1:07.530	+1.822	15:10:03.635
3	1:06.156	+0.448	15:11:09.791
4	<b>1:05.708</b>		15:12:15.499
5	1:06.070	+0.362	15:13:21.569
6	1:09.729	+4.021	15:14:31.298
7	1:07.701	+1.993	15:15:38.999
8	1:06.733	+1.025	15:16:45.732
9	1:06.996	+1.288	15:17:52.728
10	1:06.129	+0.421	15:18:58.857
11	1:07.213	+1.505	15:20:06.070
12	1:09.145	+3.437	15:21:15.215
13	1:10.418	+4.710	15:22:25.633

Lap	Lap Tm	Diff	Time of Day
<b>(222) DUDU ANDRADE</b>			
1	<b>1:06.022</b>		15:08:58.760
2	1:07.581	+1.559	15:10:06.341
3	1:06.819	+0.797	15:11:13.160
4	1:07.177	+1.155	15:12:20.337
5	1:06.491	+0.469	15:13:26.828
6	1:06.914	+0.892	15:14:33.742
7	1:10.406	+4.384	15:15:44.148
8	1:06.842	+0.820	15:16:50.990
9	1:09.058	+3.036	15:18:00.048
10	1:06.486	+0.464	15:19:06.534
11	1:09.684	+3.662	15:20:16.218
12	1:10.341	+4.319	15:21:26.559
13	1:34.359	+28.337	15:23:00.918

Lap	Lap Tm	Diff	Time of Day
<b>(19) DANIEL LIMA</b>			
1	1:26.192	+11.901	15:09:31.880
2	1:18.329	+4.038	15:10:50.209
3	1:14.464	+0.173	15:12:04.673
4	1:15.052	+0.761	15:13:19.725
5	1:14.775	+0.484	15:14:34.500
6	1:16.998	+2.707	15:15:51.498
7	1:14.325	+0.034	15:17:05.823
8	1:14.997	+0.706	15:18:20.820
9	<b>1:14.291</b>		15:19:35.111
10	1:16.024	+1.733	15:20:51.135
11	1:16.897	+2.606	15:22:08.032
12	1:21.847	+7.556	15:23:29.879

Lap	Lap Tm	Diff	Time of Day
<b>(5) ENZO DOTTO</b>			
1	1:18.147	+2.343	15:09:14.565
2	1:19.760	+3.956	15:10:34.325
3	1:18.642	+2.838	15:11:52.967
4	1:18.049	+2.245	15:13:11.016
5	1:20.140	+4.336	15:14:31.156
6	1:20.669	+4.865	15:15:51.825
7	1:16.743	+0.939	15:17:08.568
8	<b>1:15.804</b>		15:18:24.372
9	1:17.275	+1.471	15:19:41.647
10	1:18.866	+3.062	15:21:00.513
11	1:21.644	+5.840	15:22:22.157
12	1:24.257	+8.453	15:23:46.414

Lap	Lap Tm	Diff	Time of Day
<b>(10) VANESSA AMARAL</b>			
1	1:21.061	+3.322	15:09:19.481
2	1:18.546	+0.807	15:10:38.027
3	1:18.580	+0.841	15:11:56.607
4	1:18.779	+1.040	15:13:15.386
5	1:20.923	+3.184	15:14:36.309
6	1:18.881	+1.142	15:15:55.190

Lap	Lap Tm	Diff	Time of Day
7	<b>1:17.739</b>		15:17:12.929
8	1:19.048	+1.309	15:18:31.977
9	1:20.428	+2.689	15:19:52.405
10	1:20.109	+2.370	15:21:12.514
11	1:20.347	+2.608	15:22:32.861

Lap	Lap Tm	Diff	Time of Day
<b>(200) ALISSON ZANELLA</b>			
1	1:24.242	+3.584	15:09:30.505
2	1:20.853	+0.195	15:10:51.358
3	1:20.973	+0.315	15:12:12.331
4	1:24.440	+3.782	15:13:36.771
5	1:22.525	+1.867	15:14:59.296
6	1:22.535	+1.877	15:16:21.831
7	1:24.073	+3.415	15:17:45.904
8	1:24.394	+3.736	15:19:10.298
9	1:22.644	+1.986	15:20:32.942
10	<b>1:20.658</b>		15:21:53.600
11	1:22.006	+1.348	15:23:15.606

Lap	Lap Tm	Diff	Time of Day
<b>(101) KEITH</b>			
1	1:46.876	+6.592	15:09:55.189
2	1:44.093	+3.809	15:11:39.282
3	<b>1:40.284</b>		15:13:19.566
4	2:56.812	+1:16.528	15:16:16.378
5	1:42.900	+2.616	15:17:59.278
6	1:43.814	+3.530	15:19:43.092
7	1:43.442	+3.158	15:21:26.534
8	1:46.516	+6.232	15:23:13.050

Cronometragem: MARCOS A. MANCINI - Diretor de Prova: EVERTON TCHURMA

Orbits

www.mancini.esp.br



www.mylaps.com

Licenciado para: MANCINI CRONOMETRAGEM



PREFEITURA DE MACHADINHO



MX LIMERO - 1a ETAPA

Classificado por voltas


JUNIOR / FEMININA

Machadinho D' oeste - RO 0,900 Km

CORRIDA

08/09/2019 14:30

Corrida iniciado em 15:07:12



Pos	No.	Piloto	Categ	Volts	Diff	M.Volta	Moto	Cidade	Equipe
FEMININA									
1	101	KEITH	FEMININA	8		1:40.284	YAMAHA	PORTO VELHO	BOMBERAÇO EXTINTORES
2	18	EMANUELLY AGUIDA	FEMININA	8 Voltas			HONDA	PORTO VELHO	BOMBERAÇO EXTINTORES
JÚNIOR									
1	328	GUILHERE BISCOLA	JÚNIOR	13		1:05.708	HONDA	VILHENA	
2	222	DUDU ANDRADE	JÚNIOR	13	35.285	1:06.022	HONDA	NOVA MUTUM PARANÁ	AUTOR CENTER LIDERA-DRAGA VITÓRIA
3	19	DANIEL LIMA	JÚNIOR	12	1 Volta	1:14.291	HONDA	PORTO VELHO	AUTO POSTO EMBAUBA-AUTO CENTER LÍDER
4	5	ENZO DOTTO	JÚNIOR	12	1 Volta	1:15.804	HONDA	CACAO AL	REVISA AUTO CENTER-DOTTO TECNOLOGIA EM PIS
5	10	VANESSA AMARAL	JÚNIOR	11	2 Voltas	1:17.739	KAWASAKI	JI-PARANÁ	EL SOSSEGO
6	200	ALISSON ZANELLA	JÚNIOR	11	2 Voltas	1:20.658	HUSQVARNA	PORTO VELHO	EXTINTORES ZANELLA

Margem da Vitoria	velocidade Media	Tempo Melhor volta	Melhor Veloc.	Melhor Volta por..
35.285	46,141	1:05.708	49,309	328 - GUILHERE BISCOLA

Cronometragem: MARCOS A. MANCINI - Diretor de Prova: EVERTON TCHURMA

Orbits

www.mancini.esp.br

www.mylaps.com

enciado para: MANCINI CRONOMETRAGEM







PREFEITURA DE MACHADINHO



MX LIMERO - 1a ETAPA

Classificado pela melhor volta


JUNIOR / FEMININA

Machadinho D' oeste - RO 0,900 Km

TREINO CRONOMETRADO

08/09/2019 09:15

Qualificação iniciado em 10:04:22



Pos	No.	Piloto	Categ	M.Volta	Diff	Moto	Cidade	Equipe
1	328	GUILHERE BISCOLA	JÚNIOR	1:07.871		HONDA	VILHENA	
2	222	DUDU ANDRADE	JÚNIOR	1:08.817	0.946	HONDA	NOVA MUTUM PARANÁ	AUTOR CENTER LIDERA-DRAGA VITÓRIA
3	19	DANIEL LIMA	JÚNIOR	1:13.576	5.705	HONDA	PORTO VELHO	AUTO POSTO EMBAUBA-AUTO CENTER LÍDER
4	5	ENZO DOTTO	JÚNIOR	1:17.753	9.882	HONDA	CACOAL	REVISA AUTO CENTER-DOTTO TECNOLOGIA EM PISO
5	10	VANESSA AMARAL	FEMININA	1:22.579	14.708	KAWASAKI	JI-PARANÁ	EL SOSSEGO
6	200	ALISSON ZANELLA	JUVENIL	1:25.660	17.789	HUSQVARNA	PORTO VELHO	EXTINTORES ZANELLA
7	94	GABRIEL LAIA	JÚNIOR	1:28.999	21.128	KAWASAKI	CACOAL	MEGA BOM SORVETES-MÁSTER MOTOS-PIMENTA COFFEE CAFÉ GOURMET
8	18	EMANUELLY AGUIDA	FEMININA	1:39.653	31.782	HONDA	PORTO VELHO	BOMBERAÇO EXTINTORES





MX LIMERO - 1a ETAPA

NACIONAL FL

Machadinho D' oeste - RO 0,900 Km

CORRIDA

08/09/2019 14:00

Corrida iniciado em 14:37:27

Lap	Lap Tm	Diff	Time of Day
1	1:09.481	+0.577	14:39:31.177
2	1:09.716	+0.812	14:40:40.893
3	1:09.572	+0.668	14:41:50.465
4	1:09.183	+0.279	14:42:59.648
5	<b>1:08.904</b>		14:44:08.552
6	1:09.520	+0.616	14:45:18.072
7	1:09.559	+0.655	14:46:27.631
8	1:30.647	+21.743	14:47:58.278
9	1:22.130	+13.226	14:49:20.408
10	1:21.096	+12.192	14:50:41.504
11	1:19.992	+11.088	14:52:01.496
12	1:17.450	+8.546	14:53:18.946
13	1:21.230	+12.326	14:54:40.176
14	1:29.603	+20.699	14:56:09.779

(8) DANIEL DOTTO

1	<b>1:14.727</b>		14:39:20.230
2	1:15.918	+1.191	14:40:36.148
3	1:17.633	+2.906	14:41:53.781
4	1:16.474	+1.747	14:43:10.255
5	1:15.112	+0.385	14:44:25.367
6	1:16.538	+1.811	14:45:41.905
7	1:20.020	+5.293	14:47:01.925
8	1:17.862	+3.135	14:48:19.787
9	1:17.693	+2.966	14:49:37.480
10	1:16.381	+1.654	14:50:53.861
11	1:16.457	+1.730	14:52:10.318
12	1:16.067	+1.340	14:53:26.385
13	1:19.707	+4.980	14:54:46.092

(42) JAIRO BRITES

1	1:19.438	+5.983	14:39:39.584
2	1:15.956	+2.501	14:40:55.540
3	1:15.405	+1.950	14:42:10.945
4	1:15.769	+2.314	14:43:26.714
5	1:15.883	+2.428	14:44:42.597
6	1:15.438	+1.983	14:45:58.035
7	1:15.342	+1.887	14:47:13.377
8	1:18.284	+4.829	14:48:31.661
9	<b>1:13.455</b>		14:49:45.116
10	1:15.219	+1.764	14:51:00.335
11	1:16.269	+2.814	14:52:16.604
12	1:15.604	+2.149	14:53:32.208
13	1:16.508	+3.053	14:54:48.716

(31) JOÃO HELI

1	1:14.680	+3.335	14:39:31.990
2	1:12.544	+1.199	14:40:44.534
3	1:12.414	+1.069	14:41:56.948
4	1:30.392	+19.047	14:43:27.340
5	1:12.479	+1.134	14:44:39.819
6	1:15.170	+3.825	14:45:54.989
7	1:17.695	+6.350	14:47:12.684
8	1:43.574	+32.229	14:48:56.258
9	1:13.238	+1.893	14:50:09.496
10	1:12.605	+1.260	14:51:22.101
11	<b>1:11.345</b>		14:52:33.446
12	1:13.840	+2.495	14:53:47.286
13	1:15.330	+3.985	14:55:02.616

(94) WESLEY CARLOS

1	1:16.964	+5.151	14:39:33.524
2	1:13.239	+1.426	14:40:46.763
3	1:14.481	+2.668	14:42:01.244
4	1:47.764	+35.951	14:43:49.008
5	1:12.159	+0.346	14:45:01.167

Lap	Lap Tm	Diff	Time of Day
6	1:15.232	+3.419	14:46:16.399
7	<b>1:11.813</b>		14:47:28.212
8	1:15.157	+3.344	14:48:43.369
9	1:14.381	+2.568	14:49:57.750
10	1:19.459	+7.646	14:51:17.209
11	1:19.861	+8.048	14:52:37.070
12	1:16.560	+4.747	14:53:53.630
13	1:16.111	+4.298	14:55:09.741

(18) ENDERSON OLIVERA

1	1:15.043	+2.344	14:40:03.073
2	1:13.602	+0.903	14:41:16.675
3	<b>1:12.699</b>		14:42:29.374
4	1:20.699	+8.000	14:43:50.073
5	1:19.231	+6.532	14:45:09.304
6	1:16.048	+3.349	14:46:25.352
7	1:16.826	+4.127	14:47:42.178
8	1:24.892	+12.193	14:49:07.070
9	1:25.143	+12.444	14:50:32.213
10	1:22.015	+9.316	14:51:54.228
11	1:17.157	+4.458	14:53:11.385
12	1:15.257	+2.558	14:54:26.642
13	1:15.090	+2.391	14:55:41.732

(777) NETO NOBREGA

1	1:15.553	+0.435	14:39:55.139
2	<b>1:15.118</b>		14:41:10.257
3	1:15.350	+0.232	14:42:25.607
4	1:19.017	+3.899	14:43:44.624
5	1:15.652	+0.534	14:45:00.276
6	1:19.718	+4.600	14:46:19.994
7	1:17.903	+2.785	14:47:37.897
8	1:31.447	+16.329	14:49:09.344
9	1:25.277	+10.159	14:50:34.621
10	1:20.949	+5.831	14:51:55.570
11	1:18.510	+3.392	14:53:14.080
12	1:19.921	+4.803	14:54:34.001
13	1:22.655	+7.537	14:55:56.656

(416) FERNANDO DA SILVA


1	1:18.353	+2.571	14:39:42.921
2	1:15.910	+0.128	14:40:58.831
3	1:17.024	+1.242	14:42:15.855
4	1:16.535	+0.753	14:43:32.390
5	<b>1:15.782</b>		14:44:48.172
6	1:19.209	+3.427	14:46:07.381
7	1:32.422	+16.640	14:47:39.803
8	1:17.718	+1.936	14:48:57.521
9	1:17.175	+1.393	14:50:14.696
10	1:22.801	+7.019	14:51:37.497
11	1:16.278	+0.496	14:52:53.775

(17) LUCAS SCHEIDER

1	1:14.172	+2.984	14:39:25.563
2	<b>1:11.188</b>		14:40:36.751
3	1:11.772	+0.584	14:41:48.523
4	1:11.526	+0.338	14:43:00.049
5	1:11.219	+0.031	14:44:11.268
6	1:14.687	+3.499	14:45:25.955
7	1:12.569	+1.381	14:46:38.524
8	1:12.244	+1.056	14:47:50.768
9	1:12.655	+1.467	14:49:03.423

(4) RAYKER ESTEVAM

1	1:51.260	+34.395	14:40:06.683
2	<b>1:16.865</b>		14:41:23.548



(19) HISLAN GONÇALVES

1	1:19.928	+7.064	14:41:23.916
2	1:27.450	+14.586	14:42:51.366
3	1:15.952	+3.088	14:44:07.318
4	1:16.225	+3.361	14:45:23.543
5	1:17.341	+4.477	14:46:40.884
6	<b>1:12.864</b>		14:47:53.748

(242)

1	1:14.163	+1.551	14:39:26.702
2	<b>1:12.612</b>		14:40:39.314
3	1:12.876	+0.264	14:41:52.190
4	1:16.872	+4.260	14:43:09.062

(216) MARCELO BORRACHA

1	<b>1:10.624</b>		14:39:25.874
---	-----------------	--	--------------



PREFEITURA DE MACHADINHO



MX LIMERO - 1a ETAPA

Classificado por voltas

NACIONAL FL

Machadinho D' oeste - RO 0,900 Km

CORRIDA

08/09/2019 14:00

Corrida iniciado em 14:37:27

Pos	No.	Piloto	Categ	Volts	Diff	M.Volta	Moto	Cidade	Equipe
1	200	WILLIAN BONI	NACIONAL FL	15		1:05.382	HONDA	CACOAL	MASTER MOTOS-ITF MULTIMARCAS-CASA DOCS
2	961	DIEGO FERRARI	NACIONAL FL	15	6.112	1:05.395	HONDA	ESPIGÃO DO OESTE	NIKIMA MOTOS
3	50	FABRÍCIO MOREIRA	NACIONAL FL	15	24.934	1:06.117	HONDA	PORTO VELHO	POSTO HAWAII
4	6	VANDERLEI JUNIOR	NACIONAL FL	15	43.517	1:06.973	HONDA	ROLIM DE MOURA	POSTO MAIS
5	119	JHOAN PIERRE	NACIONAL FL	14	1 Volta	1:04.354	HONDA	PORTO VELHO	PRONTOFISIO-MRP-MAP-VIPAL PNEUS
6	43	VITOR MOTA	NACIONAL FL	14	1 Volta	1:08.130	HONDA	ARIQUEMES	BOLONHA MOTOS-DA COSTA CHURRASCARIA
7	93	LIGERIN	NACIONAL FL	14	1 Volta	1:09.029	HONDA	ESPIGÃO DO OESTE	
8	12	LEONARDO WESTFAL	NACIONAL FL	14	1 Volta	1:09.054	HONDA	BURITIS	VOE+TURISMO-VE READOR CICERO-DA COSTA CHU
9	377	PAULO HENRIQUE	NACIONAL FL	14	1 Volta	1:10.043	HONDA	JARU	NOVALAR
10	626	VINICIUS MAGALHAES	NACIONAL FL	14	1 Volta	1:10.441	HONDA	NOVA MAMORE	FAZENDA MAGALHAES
11	357	CAIO ATILA	NACIONAL FL	14	1 Volta	1:12.471	HONDA	ARIQUEMES	INTELBRAS-ALARME E CIA SEGURANÇA ELETRÔNICA
12	392	ELVIS	NACIONAL FL	14	1 Volta	1:12.212	HONDA	ARIQUEMES	2 IRMÃOS PRÉ MOLDADOS DE CONCRETO
13	15	JOÃO ROBERTO	NACIONAL FL	14	1 Volta	1:08.904	HONDA	BOA VISTA/RR	EXTINTORES ZANELLA
14	8	DANIEL DOTTO	NACIONAL FL	13	2 Voltas	1:14.727	HONDA	CACOAL	DOTTO TECNOLOGIA EM PISO-REVISIA AUTO CENTE
15	42	JAIRO BRITES	NACIONAL FL	13	2 Voltas	1:13.455	HONDA	CACOAL	
16	31	JOÃO HELI	NACIONAL FL	13	2 Voltas	1:11.345	HONDA	ALTO PARAISO	MANÚ MOTOS-FAZENDA OURO VERDE
17	94	WESLEY CARLOS	NACIONAL FL	13	2 Voltas	1:11.813	HONDA	MACHADINHO D'OESTE	MEGA MOTOS
18	18	ENDERSON OLIVERA	NACIONAL FL	13	2 Voltas	1:12.699	HONDA	SENA MADUREIRA	LUCAR AUTO PECAS
19	777	NETO NOBREGA	NACIONAL FL	13	2 Voltas	1:15.118	HONDA	CACOAL	364 AUTOS-CASA DOCS
20	416	FERNANDO DA SILVA	NACIONAL FL	11	4 Voltas	1:15.782	HONDA	UNIAO BANDEIRANTES	SANCHES REFRIG-SANCHES CLUBE
21	17	LUCAS SCHEIDER	NACIONAL FL	9	6 Voltas	1:11.188	HONDA	JARU	ALVORADO PROD AGRO P-LS MOTOS-NIKITA MOTO
22	4	RAYKER ESTEVAM	NACIONAL FL	8	7 Voltas	1:16.865	HONDA	OURO PRETO DO OESTE	TENDAS DO COLOMBO-VETOR3-MOOVE CAR (JARU)

Não classificado (50% = 8 Voltas)

19	HISLAN GONÇALVES	NACIONAL FL	6	9 Voltas	1:12.864	HONDA	ARIQUEMES	ERVAS SELECTA
242			4	11 Voltas	1:12.612			
216	MARCELO BORRACHA	NACIONAL FL	1	14 Voltas	1:10.624	HONDA	ARIQUEMES	ERVA MATE SELECTA

Margem da Vitoria	velocidade Media	Tempo Melhor volta	Melhor Veloc.	Melhor Volta por..
6.112	46,705	1:04.354	50,347	119 - JHOAN PIERRE

Cronometragem: MARCOS A. MANCINI - Diretor de Prova: EVERTON TCHURMA

Orbits

www.mancini.esp.br

www.mylaps.com

enciado para: MANCINI CRONOMETRAGEM

**MX LIMERO - 1a ETAPA**

NACIONAL FL

Machadinho D' oeste - RO 0,900 Km

TREINO CRONOMETRADO

08/09/2019 09:30

Qualificação iniciado em 10:31:18

Lap	Lap Tm	Diff	Time of Day
<b>(119) JOHANN PIERRE</b>			
1	1:10.807	+7.472	10:34:14.706
2	1:04.084	+0.749	10:35:18.790
3	<b>1:03.335</b>		10:36:22.125
4	1:05.700	+2.365	10:37:27.825
<b>(961) DIEGO FERRARI</b>			
1	1:09.983	+5.839	10:34:14.907
2	1:05.899	+1.755	10:35:20.806
3	1:15.350	+11.206	10:36:36.156
4	<b>1:04.144</b>		10:37:40.300
5	1:20.050	+15.906	10:39:00.350
6	1:04.869	+0.725	10:40:05.219
7	1:27.375	+23.231	10:41:32.594
<b>(50) FABRÍCIO MOREIRA</b>			
1	1:09.869	+4.266	10:34:13.100
2	1:06.831	+1.228	10:35:19.931
3	<b>1:05.603</b>		10:36:25.534
4	1:06.969	+1.366	10:37:32.503
5	1:19.464	+13.861	10:38:51.967
6	1:18.449	+12.846	10:40:10.416
7	1:18.467	+12.864	10:41:28.883
<b>(200) WILLIAN BONI</b>			
1	1:13.483	+7.510	10:34:20.998
2	1:09.386	+3.413	10:35:30.384
3	1:09.730	+3.757	10:36:40.114
4	1:07.477	+1.504	10:37:47.591
5	<b>1:05.973</b>		10:38:53.564
6	1:11.040	+5.067	10:40:04.604
7	1:14.892	+8.919	10:41:19.496
<b>(377) PAULO HENRIQUE</b>			
1	1:14.294	+7.262	10:34:34.228
2	1:10.421	+3.389	10:35:44.649
3	1:10.530	+3.498	10:36:55.179
4	1:09.799	+2.767	10:38:04.978
5	<b>1:07.032</b>		10:39:12.010
6	1:20.949	+13.917	10:40:32.959
7	1:29.682	+22.650	10:42:02.641
<b>(12) LEONARDO WESTFAL</b>			
1	1:53.080	+45.819	10:34:55.962
2	1:10.933	+3.672	10:36:06.895
3	1:08.527	+1.266	10:37:15.422
4	<b>1:07.261</b>		10:38:22.683
5	1:13.458	+6.197	10:39:36.141
6	1:32.572	+25.311	10:41:08.713
<b>(6) VANDERLEI JUNIOR</b>			
1	<b>1:07.613</b>		10:34:36.323
2	3:03.177	+1:55.564	10:37:39.500
3	1:10.153	+2.540	10:38:49.653
4	1:09.392	+1.779	10:39:59.045
5	1:14.212	+6.599	10:41:13.257
<b>(93) LIGERIN</b>			
1	1:09.432	+0.874	10:34:52.729
2	1:09.194	+0.636	10:36:01.923
3	1:35.516	+26.958	10:37:37.439
4	<b>1:08.558</b>		10:38:45.997
5	1:09.723	+1.165	10:39:55.720
<b>(43) VITOR MOTA</b>			

Lap	Lap Tm	Diff	Time of Day
1	1:14.798	+5.562	10:34:25.500
2	1:10.645	+1.409	10:35:36.145
3	<b>1:09.236</b>		10:36:45.381
4	1:11.373	+2.137	10:37:56.754
5	1:09.648	+0.412	10:39:06.402
6	1:09.963	+0.727	10:40:16.365
<b>(19) HISLAN GONÇALVES</b>			
1	1:12.895	+3.148	10:34:19.207
2	1:10.666	+0.919	10:35:29.873
3	<b>1:09.747</b>		10:36:39.620
4	1:33.016	+23.269	10:38:12.636
5	1:12.269	+2.522	10:39:24.905
6	1:11.059	+1.312	10:40:35.964
<b>(15) JOÃO ROBERTO</b>			
1	1:11.076	+0.495	10:34:31.405
2	1:21.805	+11.224	10:35:53.210
3	1:15.150	+4.569	10:37:08.360
4	1:12.428	+1.847	10:38:20.788
5	1:12.526	+1.945	10:39:33.314
6	<b>1:10.581</b>		10:40:43.895
<b>(216) MARCELO BORRACHA</b>			
1	1:16.937	+6.162	10:34:19.177
2	1:13.106	+2.331	10:35:32.283
3	1:11.665	+0.890	10:36:43.948
4	1:16.168	+5.393	10:38:00.116
5	1:11.454	+0.679	10:39:11.570
6	1:11.203	+0.428	10:40:22.773
7	<b>1:10.775</b>		10:41:33.548
<b>(17) LUCAS SCHEIDER</b>			
1	1:15.459	+3.893	10:34:29.800
2	1:16.362	+4.796	10:35:46.162
3	<b>1:11.566</b>		10:36:57.728
4	1:12.418	+0.852	10:38:10.146
5	1:12.286	+0.720	10:39:22.432
6	1:12.577	+1.011	10:40:35.009
7	1:42.092	+30.526	10:42:17.101
<b>(7) ROBSON ROCHA</b>			
1	1:13.228	+1.584	10:34:32.264
2	1:14.659	+3.015	10:35:46.923
3	1:12.818	+1.174	10:36:59.741
4	<b>1:11.644</b>		10:38:11.385
<b>(42) JAIRO BRITES</b>			
1	1:15.102	+3.154	10:34:17.298
2	<b>1:11.948</b>		10:35:29.246
3	1:13.559	+1.611	10:36:42.805
4	1:13.718	+1.770	10:37:56.523
5	1:29.968	+18.020	10:39:26.491
6	1:42.139	+30.191	10:41:08.630
<b>(31) JOÃO HELI</b>			
1	1:12.119	+0.078	10:34:41.400
2	1:13.494	+1.453	10:35:54.894
3	<b>1:12.041</b>		10:37:06.935
4	1:12.574	+0.533	10:38:19.509
5	1:13.808	+1.767	10:39:33.317
6	1:12.585	+0.544	10:40:45.902
<b>(18) ENDERSON OLIVEIRA</b>			
1	1:15.426	+2.605	10:34:31.043
2	1:26.182	+13.361	10:35:57.225

Lap	Lap Tm	Diff	Time of Day
3	1:13.370	+0.549	10:37:10.595
4	1:14.428	+1.607	10:38:25.023
5	<b>1:12.821</b>		10:39:37.844
6	1:14.148	+1.327	10:40:51.992
<b>(416) FERNANDO DA SILVA</b>			
1	1:20.750	+7.145	10:34:39.341
2	1:23.562	+9.957	10:36:02.903
3	1:17.262	+3.657	10:37:20.165
4	<b>1:13.605</b>		10:38:33.770
5	1:15.399	+1.794	10:39:49.169
6	1:18.503	+4.898	10:41:07.672
<b>(4) RAYKER ESTEVAM</b>			
1	1:16.622	+2.497	10:34:25.027
2	1:14.929	+0.804	10:35:39.956
3	1:37.228	+23.103	10:37:17.184
4	<b>1:14.125</b>		10:38:31.309
5	3:58.321	+2:44.196	10:42:29.630
<b>(392) ELVIS</b>			
1	1:16.061	+1.265	10:34:27.911
2	1:19.381	+4.585	10:35:47.292
3	<b>1:14.796</b>		10:37:02.088
4	1:15.465	+0.669	10:38:17.553
5	1:18.299	+3.503	10:39:35.852
6	1:16.852	+2.056	10:40:52.704
<b>(777) NETO NOBREGA</b>			
1	<b>1:15.072</b>		10:34:49.460
2	1:15.151	+0.079	10:36:04.611
3	1:16.935	+1.863	10:37:21.546
4	1:17.227	+2.155	10:38:38.773
5	3:28.319	+2:13.247	10:42:07.092
<b>(357) CAIO ATILA</b>			
1	1:17.771	+2.558	10:34:27.083
2	1:16.080	+0.867	10:35:43.163
3	1:20.565	+5.352	10:37:03.728
4	<b>1:15.213</b>		10:38:18.941
<b>(8) DANIEL DOTTO</b>			
1	1:15.676	+0.403	10:34:34.790
2	1:15.351	+0.078	10:35:50.141
3	1:15.648	+0.375	10:37:05.789
4	1:33.497	+18.224	10:38:39.286
5	<b>1:15.273</b>		10:39:54.559
<b>(94) WESLEY CARLOS</b>			
1	1:18.804	+3.367	10:34:40.088
2	1:15.794	+0.357	10:35:55.882
3	<b>1:15.437</b>		10:37:11.319
4	1:18.400	+2.963	10:38:29.719
5	1:15.453	+0.016	10:39:45.172



PREFEITURA DE MACHADINHO



MX LIMERO - 1a ETAPA

Classificado pela melhor volta


NACIONAL FL

Machadinho D' oeste - RO 0,900 Km

TREINO CRONOMETRADO

08/09/2019 09:30

Qualificação iniciado em 10:31:18



Pos	No.	Piloto	Categ	M.Volta	Diff	Moto	Cidade	Equipe
1	119	JHOAN PIERRE	NACIONAL FL	1:03.335		HONDA	PORTO VELHO	PRONTOFISIO-MRP-MAP-VIPAL PNEUS
2	961	DIEGO FERRARI	NACIONAL FL	1:04.144	0.809	HONDA	ESPIGÃO DO OESTE	NIKIMA MOTOS
3	50	FABRÍCIO MOREIRA	NACIONAL FL	1:05.603	2.268	HONDA	PORTO VELHO	POSTO HAWAII
4	200	WILLIAN BONI	NACIONAL FL	1:05.973	2.638	HONDA	CACOAL	MASTER MOTOS-ITF MULTIMARCAS-CASA DOCS
5	377	PAULO HENRIQUE	NACIONAL FL	1:07.032	3.697	HONDA	JARU	NOVALAR
6	12	LEONARDO WESTFAL	NACIONAL FL	1:07.261	3.926	HONDA	BURITIS	VOE+TURISMO-VEREADOR CICERO-DA COSTA CHURRASCARIA
7	6	VANDERLEI JUNIOR	NACIONAL FL	1:07.613	4.278	HONDA	ROLIM DE MOURA	POSTO MAIS
8	93	LIGERIN	NAC FL	1:08.558	5.223	HONDA	ESPIGÃO DO OESTE	
9	43	VITOR MOTA	NACIONAL FL	1:09.236	5.901	HONDA	ARIQUEMES	BOLONHA MOTOS-DA COSTA CHURRASCARIA
10	19	HISLAN GONÇALVES	NACIONAL FL	1:09.747	6.412	HONDA	ARIQUEMES	ERVAS SELECTA
11	15	JOÃO ROBERTO	NACIONAL FL	1:10.581	7.246	HONDA	BOA VISTA/RR	EXTINTORES ZANELLA
12	216	MARCELO BORRACHA	NACIONAL FL	1:10.775	7.440	HONDA	ARIQUEMES	ERVA MATE SELECTA
13	17	LUCAS	NAC FL	1:11.566	8.231			
14	7	ROBSON ROCHA	NACIONAL FL	1:11.644	8.309	HONDA	MACHADINHO D'OESTE	MEGA MOTOS-EZEQUIEL JUNIOR-TIBÉRIO SUSPENSÕES-FORT MADEIRAS-
15	42	JAIRO BRITES	NACIONAL FL	1:11.948	8.613	HONDA	CACOAL	
16	31	JOÃO HELI	NACIONAL FL	1:12.041	8.706	HONDA	ALTO PARAISO	MANÚ MOTOS-FAZENDA OURO VERDE
17	18		NAC FL	1:12.821	9.486			
18	416	FERNANDO	NAC FL	1:13.605	10.270			
19	4	RAYKER ESTEVAM	NACIONAL FL	1:14.125	10.790	HONDA	OURO PRETO DO OESTE	TENDAS DO COLOMBO-VETOR3-MOOVE CAR (JARU)-GOLD BLAK BAR BEAR
20	392	ELVIS	NACIONAL FL	1:14.796	11.461	HONDA	ARIQUEMES	2 IRMÃOS PRÉ MOLDADOS DE CONCRETO
21	777	NETO NOBREGA	NACIONAL FL	1:15.072	11.737	HONDA	CACOAL	364 AUTOS-CASA DOCS
22	357	CAIO ATILA	NACIONAL FL	1:15.213	11.878	HONDA	ARIQUEMES	INTELBRAS-ALARME E CIA SEGURANÇA ELETRÔNICA
23	8	DANIEL DOTTO	NACIONAL FL	1:15.273	11.938	HONDA	CACOAL	DOTTO TECNOLOGIA EM PISO-REVISIA AUTO CENTER
24	94	WESLEY CARLOS	NACIONAL FL	1:15.437	12.102	HONDA	MACHADINHO D'OESTE	MEGA MOTOS





PREFEITURA DE MACHADINHO



MX LIMERO - 1a ETAPA


NACIONAL MX3/MX4

Machadinho D' oeste - RO 0,900 Km

CORRIDA

08/09/2019 11:30

Corrida iniciado em 12:12:16



Lap	Lap Tm	Diff	Time of Day
<b>(77) ITAMAR TADEU</b>			
1	1:10.695	+4.205	12:14:05.114
2	1:08.300	+1.810	12:15:13.414
3	1:06.490		12:16:19.904
4	1:07.659	+1.169	12:17:27.563
5	1:07.089	+0.599	12:18:34.652
6	1:09.830	+3.340	12:19:44.482
7	1:06.773	+0.283	12:20:51.255
8	1:06.896	+0.406	12:21:58.151
9	1:07.262	+0.772	12:23:05.413
10	1:08.358	+1.868	12:24:13.771
11	1:10.049	+3.559	12:25:23.820
12	1:08.781	+2.291	12:26:32.601
13	1:07.573	+1.083	12:27:40.174
14	1:09.303	+2.813	12:28:49.477
15	1:09.920	+3.430	12:29:59.397
<b>(63) TALLES RODRIGUES</b>			
1	1:08.932	+1.711	12:14:06.619
2	1:08.291	+1.070	12:15:14.910
3	1:08.834	+1.613	12:16:23.744
4	1:08.439	+1.218	12:17:32.183
5	1:08.271	+1.050	12:18:40.454
6	1:09.575	+2.354	12:19:50.029
7	1:08.249	+1.028	12:20:58.278
8	1:08.691	+1.470	12:22:06.969
9	1:09.139	+1.918	12:23:16.108
10	1:08.043	+0.822	12:24:24.151
11	1:07.340	+0.119	12:25:31.491
12	1:07.661	+0.440	12:26:39.152
13	1:09.333	+2.112	12:27:48.485
14	1:10.391	+3.170	12:28:58.876
15	1:07.221		12:30:06.097
<b>(27) EVANDRO BUCIOLI</b>			
1	1:08.850	+1.355	12:14:02.821
2	1:08.311	+0.816	12:15:11.132
3	1:07.543	+0.048	12:16:18.675
4	1:07.887	+0.392	12:17:26.562
5	1:07.495		12:18:34.057
6	1:09.147	+1.652	12:19:43.204
7	1:09.346	+1.851	12:20:52.550
8	1:08.752	+1.257	12:22:01.302
9	1:08.701	+1.206	12:23:10.003
10	1:10.441	+2.946	12:24:20.444
11	1:09.445	+1.950	12:25:29.889
12	1:08.541	+1.046	12:26:38.430
13	1:09.223	+1.728	12:27:47.653
14	1:10.158	+2.663	12:28:57.811
15	1:11.869	+4.374	12:30:09.680
<b>(6) VANDERLEI JUNIOR</b>			
1	1:08.296	+0.833	12:14:04.270
2	1:08.279	+0.816	12:15:12.549
3	1:07.491	+0.028	12:16:20.040
4	1:07.888	+0.425	12:17:27.928
5	1:08.596	+1.133	12:18:36.524
6	1:19.490	+12.027	12:19:56.014
7	1:07.818	+0.355	12:21:03.832
8	1:09.880	+2.417	12:22:13.712
9	1:07.463		12:23:21.175
10	1:09.026	+1.563	12:24:30.201
11	1:09.454	+1.991	12:25:39.655
12	1:11.987	+4.524	12:26:51.642
13	1:09.787	+2.324	12:28:01.429

Lap	Lap Tm	Diff	Time of Day
14	1:11.352	+3.889	12:29:12.781
15	1:11.118	+3.655	12:30:23.899
<b>(93) JULIANO CORREIA</b>			
1	1:10.818	+1.741	12:14:08.271
2	1:09.912	+0.835	12:15:18.183
3	1:10.046	+0.969	12:16:28.229
4	1:11.134	+2.057	12:17:39.363
5	1:09.077		12:18:48.440
6	1:11.499	+2.422	12:19:59.939
7	1:10.292	+1.215	12:21:10.231
8	1:11.105	+2.028	12:22:21.336
9	1:09.616	+0.539	12:23:30.952
10	1:09.771	+0.694	12:24:40.723
11	1:10.817	+1.740	12:25:51.540
12	1:10.644	+1.567	12:27:02.184
13	1:09.836	+0.759	12:28:12.020
14	1:10.059	+0.982	12:29:22.079
15	1:09.342	+0.265	12:30:31.421
<b>(2) LUCAS</b>			
1	1:14.248	+3.645	12:14:17.419
2	1:12.792	+2.189	12:15:30.211
3	1:12.549	+1.946	12:16:42.760
4	1:12.507	+1.904	12:17:55.267
5	1:12.948	+2.345	12:19:08.215
6	1:15.974	+5.371	12:20:24.189
7	1:12.776	+2.173	12:21:36.965
8	1:12.180	+1.577	12:22:49.145
9	1:11.382	+0.779	12:24:00.527
10	1:10.882	+0.279	12:25:11.409
11	1:10.883	+0.280	12:26:22.292
12	1:10.603		12:27:32.895
13	1:11.855	+1.252	12:28:44.750
14	1:12.560	+1.957	12:29:57.310
15	1:16.159	+5.556	12:31:13.469
<b>(121) DONIZETE</b>			
1	1:13.429	+1.674	12:14:12.611
2	1:12.170	+0.415	12:15:24.781
3	1:12.739	+0.984	12:16:37.520
4	1:13.877	+2.122	12:17:51.397
5	1:13.566	+1.811	12:19:04.963
6	1:12.110	+0.355	12:20:17.073
7	1:11.755		12:21:28.828
8	1:14.557	+2.802	12:22:43.385
9	1:13.553	+1.798	12:23:56.938
10	1:13.030	+1.275	12:25:09.968
11	1:12.228	+0.473	12:26:22.196
12	1:13.973	+2.218	12:27:36.169
13	1:15.435	+3.680	12:28:51.604
14	1:15.844	+4.089	12:30:07.448
<b>(626) VINICIUS MAGALHÃES</b>			
1	1:11.199	+0.415	12:14:17.287
2	1:12.670	+1.886	12:15:29.957
3	1:15.150	+4.366	12:16:45.107
4	1:15.000	+4.216	12:18:00.107
5	1:12.842	+2.058	12:19:12.949
6	1:14.053	+3.269	12:20:27.002
7	1:15.178	+4.394	12:21:42.180
8	1:13.779	+2.995	12:22:55.959
9	1:10.784		12:24:06.743
10	1:13.033	+2.249	12:25:19.776
11	1:12.649	+1.865	12:26:32.425
12	1:13.516	+2.732	12:27:45.941

Lap	Lap Tm	Diff	Time of Day
13	1:15.630	+4.846	12:29:01.571
14	1:14.635	+3.851	12:30:16.206
<b>(121) MAURICIO SILVA</b>			
1	1:16.238	+3.463	12:14:18.515
2	1:14.237	+1.462	12:15:32.752
3	1:13.896	+1.121	12:16:46.648
4	1:14.751	+1.976	12:18:01.399
5	1:12.775		12:19:14.174
6	1:14.399	+1.624	12:20:28.573
7	1:16.725	+3.950	12:21:45.298
8	1:16.259	+3.484	12:23:01.557
9	1:17.185	+4.410	12:24:18.742
10	1:15.337	+2.562	12:25:34.079
11	1:13.541	+0.766	12:26:47.620
12	1:14.574	+1.799	12:28:02.194
13	1:15.179	+2.404	12:29:17.373
14	1:13.980	+1.205	12:30:31.353
<b>(51) RUBINHO</b>			
1	1:13.913	+0.830	12:14:13.604
2	1:13.083		12:15:26.687
3	1:13.103	+0.020	12:16:39.790
4	1:14.997	+1.914	12:17:54.787
5	1:15.356	+2.273	12:19:10.143
6	1:15.556	+2.473	12:20:25.699
7	1:14.580	+1.497	12:21:40.279
8	1:16.413	+3.330	12:22:56.692
9	1:13.772	+0.689	12:24:10.464
10	1:16.749	+3.666	12:25:27.213
11	1:16.243	+3.160	12:26:43.456
12	1:16.758	+3.675	12:28:00.214
13	1:18.042	+4.959	12:29:18.256
14	1:17.891	+4.808	12:30:36.147
<b>(74) ALEX</b>			
1	1:15.318	+2.381	12:14:16.171
2	1:12.937		12:15:29.108
3	1:14.102	+1.165	12:16:43.210
4	1:15.313	+2.376	12:17:58.523
5	1:13.457	+0.520	12:19:11.980
6	1:16.061	+3.124	12:20:28.041
7	1:16.358	+3.421	12:21:44.399
8	1:15.879	+2.942	12:23:00.278
9	1:15.452	+2.515	12:24:15.730
10	1:17.298	+4.361	12:25:33.028
11	1:21.643	+8.706	12:26:54.671
12	1:17.422	+4.485	12:28:12.093
13	1:23.059	+10.122	12:29:35.152
14	1:22.309	+9.372	12:30:57.461
<b>(8) DANIEL DOTTO</b>			
1	1:11.028		12:14:09.887
2	1:13.134	+2.106	12:15:23.021
3	1:15.221	+4.193	12:16:38.242
4	1:15.122	+4.094	12:17:53.364
5	1:27.643	+16.615	12:19:21.007
6	1:17.461	+6.433	12:20:38.468
7	1:20.111	+9.083	12:21:58.579
8	1:20.133	+9.105	12:23:18.712
9	1:15.905	+4.877	12:24:34.617
10	1:27.639	+16.611	12:26:02.256
11	1:19.469	+8.441	12:27:21.725
12	1:21.829	+10.801	12:28:43.554
13	1:21.761	+10.733	12:30:05.315

Cronometragem: MARCOS A. MANCINI - Diretor de Prova: EVERTON TCHURMA

Orbits

www.mancini.esp.br



www.mylaps.com

Licenciado para: MANCINI CRONOMETRAGEM



PREFEITURA DE  
MACHADINHO



## MX LIMERO - 1a ETAPA


NACIONAL MX3/MX4

Machadinho D' oeste - RO 0,900 Km

CORRIDA

08/09/2019 11:30

Corrida iniciado em 12:12:16



Lap	Lap Tm	Diff	Time of Day
<b>(82) ANDRÉ CASTRO</b>			
1	1:23.397	+2.971	12:14:29.555
2	1:21.701	+1.275	12:15:51.256
3	<b>1:20.426</b>		12:17:11.682
4	1:24.430	+4.004	12:18:36.112
5	1:25.944	+5.518	12:20:02.056
6	1:22.317	+1.891	12:21:24.373
7	1:21.430	+1.004	12:22:45.803
8	1:21.506	+1.080	12:24:07.309
9	1:34.935	+14.509	12:25:42.244
10	1:26.580	+6.154	12:27:08.824
11	1:22.343	+1.917	12:28:31.167
12	1:29.061	+8.635	12:30:00.228

Lap	Lap Tm	Diff	Time of Day
<b>(196) FABRÍCIO MAFIA</b>			
1	1:16.333	+1.421	12:14:21.386
2	<b>1:14.912</b>		12:15:36.298
3	1:17.604	+2.692	12:16:53.902
4	1:19.510	+4.598	12:18:13.412
5	1:33.672	+18.760	12:19:47.084
6	1:51.994	+37.082	12:21:39.078
7	1:24.502	+9.590	12:23:03.580
8	2:24.113	+1:09.201	12:25:27.693
9	5:16.707	+4:01.795	12:30:44.400

Lap	Lap Tm	Diff	Time of Day
<b>(7) ROBSON ROCHA</b>			
1	1:14.967	+3.538	12:14:16.902
2	1:12.130	+0.701	12:15:29.032
3	1:12.621	+1.192	12:16:41.653
4	1:11.444	+0.015	12:17:53.097
5	1:12.489	+1.060	12:19:05.586
6	<b>1:11.429</b>		12:20:17.015
7	1:12.457	+1.028	12:21:29.472
8	1:48.969	+37.540	12:23:18.441

Lap	Lap Tm	Diff	Time of Day
<b>(333) CARLOS CASARIN</b>			
1	1:13.228	+2.923	12:14:14.699
2	<b>1:10.305</b>		12:15:25.004
3	1:13.420	+3.115	12:16:38.424
4	1:12.638	+2.333	12:17:51.062
5	1:12.583	+2.278	12:19:03.645
6	1:13.089	+2.784	12:20:16.734
7	1:28.856	+18.551	12:21:45.590

Lap	Lap Tm	Diff	Time of Day
<b>(14) ERNAN AMORIM</b>			
1	1:21.838	+1.175	12:14:27.428
2	1:21.750	+1.087	12:15:49.178
3	<b>1:20.663</b>		12:17:09.841
4	1:21.638	+0.975	12:18:31.479
5	1:39.747	+19.084	12:20:11.226

Lap	Lap Tm	Diff	Time of Day
<b>(111) CLAUDINEY BARBOSA</b>			
1	1:17.506	+0.392	12:14:19.857
2	<b>1:17.114</b>		12:15:36.971
3	1:18.274	+1.160	12:16:55.245
4	1:21.130	+4.016	12:18:16.375

Lap	Lap Tm	Diff	Time of Day
<b>(989) HENRIQUE</b>			
1	1:20.658	+1.655	12:14:24.108
2	<b>1:19.003</b>		12:15:43.111
3	1:19.923	+0.920	12:17:03.034
4	1:25.413	+6.410	12:18:28.447

Cronometragem: MARCOS A. MANCINI - Diretor de Prova: EVERTON TCHURMA

Orbits

www.mancini.esp.br



www.mylaps.com

Licenciado para: MANCINI CRONOMETRAGEM

Impresso: 08/09/2019 12:34:36

Página 2/2





PREFEITURA DE MACHADINHO



MX LIMERO - 1a ETAPA

Classificado por voltas

NACIONAL MX3/MX4

Machadinho D' oeste - RO 0,900 Km

CORRIDA

08/09/2019 11:30

Corrida iniciado em 12:12:16

Pos	No.	Piloto	Categ	Volts	Diff	M.Volta	Moto	Cidade	Equipe
1	77	ITAMAR TADEU	NAC MX3/MX4	15		1:06.490	HONDA	CACOAL	ITF MULTIMARCAS-TOMAZ MX SCHOOL-MASTER MOTO
2	63	TALLES RODRIGUES	NAC MX3	15	6.700	1:07.221	HONDA	ARIQUEMES	RONDO MOTOS
3	27	EVANDRO BUCIOLI	NAC MX3/MX4	15	10.283	1:07.495	HONDA	SÃO FRANCISCO DO GUAP	MAR TRANSPORT-TRADIESEL-CONSTEC MACHADINHO
4	6	VANDERLEI JUNIOR	NAC MX3	15	24.502	1:07.463	HONDA	ROLIM DE MOURA	POSTO MAIS
5	93	JULIANO CORREIA	NAC MX3	15	32.024	1:09.077	HONDA	ESPIGÃO DO OESTE	CONSTRUMAT-WCAR-MANOBRAS RADICAIS
6	2	LUCAS	NAC MX3	15	1:14.072	1:10.603	HONDA		
7	121	DONIZETE	NAC MX3/MX4	14	1 Volta	1:11.755	HONDA	JARU	TICO MOTO SHOW-LS MOTORES
8	626	VINICIUS MAGALHÃES	NAC MX4	14	1 Volta	1:10.784	HONDA	NOVA MAMORÉ	FAZENDA MAGALHÃES
9	121	MAURICIO SILVA	NAC MX3	14	1 Volta	1:12.775	HONDA	VALE DO PARAISO	TURMA DO TORK-ESTÂNCIA PREMIÊ-LOJAS KARISM
10	51	RUBINHO	NAC MX4	14	1 Volta	1:13.083	HONDA	ARIQUEMES	RUMOTOS
11	74	ALEX	NAC MX3	14	1 Volta	1:12.937	HONDA		
12	8	DANIEL DOTTO	NAC MX4	13	2 Voltas	1:11.028	HONDA	CACOAL	REVISA AUTO CENTER-DOTTO TECNOLOGIA EM PIS
13	82	ANDRÉ CASTRO	NAC MX3	12	3 Voltas	1:20.426	HONDA	ARIQUEMES	EQUIPE 7 BOI
14	196	FABRÍCIO MAFIA	NAC MX3	9	6 Voltas	1:14.912	HONDA	OURO PRETO DO OESTE	GRAUNA ESPORTES-LOJAS KARISMA-MOURA REFRI
15	7	ROBSON ROCHA	NAC MX3	8	7 Voltas	1:11.429	HONDA	MACHADINHO D'OESTE	MEGA MOTOS-EZEQUIEL JUNIOR-TIBÉRIO SUSPEN

Não classificado (50% = 8 Voltas)

333	CARLOS CASARIN	NAC MX3	7	8 Voltas	1:10.305	HONDA	MACHADINHO D'OESTE	FORT MADEIRAS-LOJAS INSENSATA-MEGA MOTOS
14	ERNAN AMORIM	NAC MX3	5	10 Voltas	1:20.663	HONDA	ARIQUEMES	PATO ROCO
111	CLAUDINEY BARBOSA	NAC MX3	4	11 Voltas	1:17.114	HONDA	MACHADINHO	GM MOTOS-AUTO ELETRICA RONDOPAR
989	HENRIQUE	NAC MX3	4	11 Voltas	1:19.003	HONDA	CAMPO GRANDE/MS	CT MX 3 BARRAS

Margem da Vitoria	velocidade Media	Tempo Melhor volta	Melhor Veloc.	Melhor Volta por..
6.700	45,729	1:06.490	48,729	77 - ITAMAR TADEU

Cronometragem: MARCOS A. MANCINI - Diretor de Prova: EVERTON TCHURMA

Orbits

www.mancini.esp.br

www.mylaps.com

enciado para: MANCINI CRONOMETRAGEM

## MX LIMERO - 1a ETAPA

NACIONAL MX3/MX4

Machadinho D' oeste - RO 0,900 Km

TREINO CRONOMETRADO

08/09/2019 09:00

Qualificação iniciado em 9:47:05

Lap	Lap Tm	Diff	Time of Day
<b>(77) ITAMAR TADEU</b>			
1	1:09.320	+2.871	9:50:05.876
2	2:29.193	+1:22.744	9:52:35.069
3	1:27.625	+21.176	9:54:02.694
4	<b>1:06.449</b>		9:55:09.143
5	2:03.424	+56.975	9:57:12.567

<b>(6) VANDERLEI JUNIOR</b>			
1	1:13.092	+4.306	9:50:33.213
2	1:11.398	+2.612	9:51:44.611
3	<b>1:08.786</b>		9:52:53.397

<b>(93) JULIANO CORREIA</b>			
1	1:13.442	+4.266	9:50:13.000
2	1:12.635	+3.459	9:51:25.635
3	1:11.215	+2.039	9:52:36.850
4	1:12.981	+3.805	9:53:49.831
5	2:21.183	+1:12.007	9:56:11.014
6	<b>1:09.176</b>		9:57:20.190
7	1:28.113	+18.937	9:58:48.303

<b>(27) EVANDRO BUCIOLI</b>			
1	1:13.106	+3.765	9:50:14.316
2	<b>1:09.341</b>		9:51:23.657
3	1:09.345	+0.004	9:52:33.002
4	1:43.520	+34.179	9:54:16.522
5	3:21.454	+2:12.113	9:57:37.976

<b>(63) TALLES RODRIGUES</b>			
1	1:10.549	+0.410	9:51:04.231
2	1:11.233	+1.094	9:52:15.464
3	1:15.815	+5.676	9:53:31.279
4	<b>1:10.139</b>		9:54:41.418
5	1:10.378	+0.239	9:55:51.796

<b>(7) ROBSON ROCHA</b>			
1	1:17.248	+6.216	9:50:43.436
2	1:16.501	+5.469	9:51:59.937
3	1:13.720	+2.688	9:53:13.657
4	<b>1:11.032</b>		9:54:24.689

<b>(2) LUCAS</b>			
1	1:16.253	+4.829	9:50:26.052
2	<b>1:11.424</b>		9:51:37.476
3	1:13.325	+1.901	9:52:50.801
4	1:20.616	+9.192	9:54:11.417
5	1:15.291	+3.867	9:55:26.708
6	1:16.320	+4.896	9:56:43.028
7	1:14.988	+3.564	9:57:58.016

<b>(626) VINICIUS MAGALHÃES</b>			
1	1:29.380	+17.948	9:50:54.770
2	1:28.191	+16.759	9:52:22.961
3	1:22.460	+11.028	9:53:45.421
4	1:15.370	+3.938	9:55:00.791
5	<b>1:11.432</b>		9:56:12.223
6	1:11.912	+0.480	9:57:24.135
7	1:13.105	+1.673	9:58:37.240

<b>(121) DONIZETE</b>			
1	1:18.255	+5.547	9:50:37.037
2	1:19.579	+6.871	9:51:56.616
3	1:14.801	+2.093	9:53:11.417
4	<b>1:12.708</b>		9:54:24.125

Lap	Lap Tm	Diff	Time of Day
<b>(242) FABIANO MAGRII</b>			
1	1:15.092	+1.798	9:50:40.173
2	1:15.079	+1.785	9:51:55.252
3	<b>1:13.294</b>		9:53:08.546

<b>(333) CARLOS CASARIN</b>			
1	1:22.127	+7.806	9:50:31.353
2	<b>1:14.321</b>		9:51:45.674
3	2:10.304	+55.983	9:53:55.978
4	2:08.282	+53.961	9:56:04.260
5	2:03.225	+48.904	9:58:07.485

<b>(8) DANIEL DOTTO</b>			
1	1:16.750	+2.172	9:50:38.878
2	1:19.285	+4.707	9:51:58.163
3	1:16.269	+1.691	9:53:14.432
4	<b>1:14.578</b>		9:54:29.010

<b>(70) PEDRO TUSTLHER</b>			
1	1:20.944	+6.054	9:50:35.009
2	<b>1:14.890</b>		9:51:49.899
3	1:58.927	+44.037	9:53:48.826
4	2:28.673	+1:13.783	9:56:17.499

<b>(74) ALEX</b>			
1	1:20.128	+4.767	9:50:32.052
2	1:16.748	+1.387	9:51:48.800
3	<b>1:15.361</b>		9:53:04.161
4	1:18.208	+2.847	9:54:22.369
5	1:17.935	+2.574	9:55:40.304
6	1:25.007	+9.646	9:57:05.311

<b>(51) RUBINHO</b>			
1	1:26.204	+8.944	9:51:18.372
2	1:25.541	+8.281	9:52:43.913
3	1:27.975	+10.715	9:54:11.888
4	1:21.172	+3.912	9:55:33.060
5	1:19.766	+2.506	9:56:52.826
6	<b>1:17.260</b>		9:58:10.086

<b>(111) CLAUDINEY BARBOSA</b>			
1	1:21.752	+3.686	9:50:34.585
2	<b>1:18.066</b>		9:51:52.651

<b>(121) MAURICIO SILVA</b>			
1	1:20.568	+1.592	9:50:48.597
2	<b>1:18.976</b>		9:52:07.573
3	3:07.492	+1:48.516	9:55:15.065

<b>(196) FABRÍCIO MAFIA</b>			
1	1:21.431	+2.176	9:50:54.049
2	1:20.690	+1.435	9:52:14.739
3	1:24.466	+5.211	9:53:39.205
4	<b>1:19.255</b>		9:54:58.460
5	1:59.177	+39.922	9:56:57.637
6	2:05.585	+46.330	9:59:03.222

<b>(82) ANDRÉ CASTRO</b>			
1	1:35.420	+11.845	9:50:57.159
2	1:31.240	+7.665	9:52:28.399
3	1:36.102	+12.527	9:54:04.501
4	1:27.573	+3.998	9:55:32.074
5	<b>1:23.575</b>		9:56:55.649
6	1:23.745	+0.170	9:58:19.394

<b>(989) HENRIQUE</b>			
-----------------------	--	--	--



PREFEITURA DE MACHADINHO



MX LIMERO - 1a ETAPA

Classificado pela melhor volta


NACIONAL MX3/MX4

Machadinho D' oeste - RO 0,900 Km

TREINO CRONOMETRADO

08/09/2019 09:00

Qualificação iniciado em 9:47:05



Pos	No.	Piloto	Categ	M.Volta	Diff	Moto	Cidade	Equipe
1	77	ITAMAR TADEU	NAC MX3/MX4	1:06.449		HONDA	CACOAL	ITF MULTIMARCAS-TOMAZ MX SCHOOL-MASTER MOTOS CACOAL
2	6	VANDERLEI JUNIOR	NAC MX3	1:08.786	2.337	HONDA	ROLIM DE MOURA	POSTO MAIS
3	93	JULIANO CORREIA	NAC MX3	1:09.176	2.727	HONDA	ESPIGÃO DO OESTE	CONSTRUMAT-WCAR-MANOBRAS RADICAIS
4	27	EVANDRO BUCIOLI	NAC MX3/MX4	1:09.341	2.892	HONDA	SÃO FRANCISCO DO GU	MAP TRANSPORTE-TR DIESEL-CONSTEC MARMORARIA-POSTO PACATÃ O-R
5	63	TALLES RODRIGUES	NAC MX3	1:10.139	3.690	HONDA	ARIQUEMES	RONDO MOTOS
6	7	ROBSON ROCHA	NAC MX3	1:11.032	4.583	HONDA	MACHADINHO D'OESTE	MEGA MOTOS-EZEQUIEL JUNIOR-TIBÉRIO SUSPENSÕES-FORT MADEIRAS-
7	2	LUCAS	NAC MX3	1:11.424	4.975	HONDA		
8	626	VINICIUS MAGALHÃES	NAC MX4	1:11.432	4.983	HONDA	NOVA MAMORÉ	FAZENDA MAGALHÃES
9	121	DONIZETE	NAC MX3/MX4	1:12.708	6.259	HONDA	JARU	TICO MOTO SHOW-LS MOTORES
10	242	FABIANO MAGRII	NAC MX4	1:13.294	6.845	HONDA	ARIQUEMES	DANMAGRII CHURRASQUEIRAS PRE-MOLDADOS
11	333	CARLOS CASARIN	NAC MX3	1:14.321	7.872	HONDA	MACHADINHO D'OESTE	FORT MADEIRAS-LOJAS INSENSATA-MEGA MOTOS
12	8	DANIEL DOTTO	NAC MX4	1:14.578	8.129	HONDA	CACOAL	REVISA AUTO CENTER-DOTTO TECNOLOGIA EM PISO
13	70	PEDRO TUSTLHER	NAC MX3	1:14.890	8.441	HONDA	MIRANTE DA SERRA	AREAL UNIÃO-PEDRIM HORA MÁQUINA
14	74	ALEX	NAC MX3	1:15.361	8.912	HONDA		
15	51	RUBINHO	NAC MX4	1:17.260	10.811	HONDA	ARIQUEMES	RUMOTOS
16	111	CLAUDINEY BARBOSA	NAC MX3	1:18.066	11.617	HONDA	MACHADINHO	GM MOTOS-AUTO ELETRICA RONDOCAR
17	121	MAURICIO SILVA	NAC MX3	1:18.976	12.527	HONDA	VALE DO PARAISO	TURMA DO TORK-ESTÂNCIA PREMIÊ-LOJAS KARISMA
18	196	FABRÍCIO MAFIA	NAC MX3	1:19.255	12.806	HONDA	OURO PRETO DO OESTE	GRAUNA ESPORTES-LOJAS KARISMA-MOURA REFRIGERAÇÃO
19	82	ANDRÉ CASTRO	NAC MX3	1:23.575	17.126	HONDA	ARIQUEMES	EQUIPE 7 BOI
20	989	HENRIQUE	NAC MX3	1:27.795	21.346	HONDA	CAMPO GRANDE/MS	CT MX 3 BARRAS
21	14	ERNAN AMORIM	NAC MX3	1:32.678	26.229	HONDA	ARIQUEMES	PATO ROCO



MX LIMERO - 1a ETAPA

IMPORTADA FL

Machadinho D' oeste - RO 0,900 Km

1a BATERIA

08/09/2019 15:00

Corrida iniciado em 15:44:38

Lap	Lap Tm	Diff	Time of Day
18	1:07.673	+1.583	16:05:46.991
19	1:08.441	+2.351	16:06:55.432
20	1:10.778	+4.688	16:08:06.210

(77) ITAMAR TADEU

Lap	Lap Tm	Diff	Time of Day
1	1:09.218	+2.308	15:46:30.782
2	1:09.424	+2.514	15:47:40.206
3	1:08.370	+1.460	15:48:48.576
4	1:08.466	+1.556	15:49:57.042
5	1:07.954	+1.044	15:51:04.996
6	1:07.739	+0.829	15:52:12.735
7	1:08.085	+1.175	15:53:20.820
8	1:07.796	+0.886	15:54:28.616
9	1:07.750	+0.840	15:55:36.366
10	1:11.007	+4.097	15:56:47.373
11	1:09.361	+2.451	15:57:56.734
12	<b>1:06.910</b>		15:59:03.644
13	1:07.615	+0.705	16:00:11.259
14	1:07.406	+0.496	16:01:18.665
15	1:07.903	+0.993	16:02:26.568
16	1:08.277	+1.367	16:03:34.845
17	1:09.771	+2.861	16:04:44.616
18	1:08.955	+2.045	16:05:53.571
19	1:09.454	+2.544	16:07:03.025
20	1:08.156	+1.246	16:08:11.181

(60) JEAN CARLOS

Lap	Lap Tm	Diff	Time of Day
1	1:11.596	+4.462	15:46:41.971
2	1:12.378	+5.244	15:47:54.349
3	1:09.947	+2.813	15:49:04.296
4	<b>1:07.134</b>		15:50:11.430
5	1:11.175	+4.041	15:51:22.605
6	1:22.939	+15.805	15:52:45.544
7	1:09.559	+2.425	15:53:55.103
8	1:10.253	+3.119	15:55:05.356
9	1:10.807	+3.673	15:56:16.163
10	1:10.876	+3.742	15:57:27.039
11	1:09.382	+2.248	15:58:36.421
12	1:11.644	+4.510	15:59:48.065
13	1:12.704	+5.570	16:01:00.769
14	1:08.279	+1.145	16:02:09.048
15	1:08.615	+1.481	16:03:17.663
16	1:08.135	+1.001	16:04:25.798
17	1:09.432	+2.298	16:05:35.230
18	1:08.250	+1.116	16:06:43.480
19	1:07.432	+0.298	16:07:50.912

(101) JEFERSON

Lap	Lap Tm	Diff	Time of Day
1	1:13.535	+4.065	15:46:42.483
2	1:13.535	+4.065	15:47:56.018
3	1:10.498	+1.028	15:49:06.516
4	1:12.402	+2.932	15:50:18.918
5	1:10.589	+1.119	15:51:29.507
6	1:11.831	+2.361	15:52:41.338
7	1:10.603	+1.133	15:53:51.941
8	1:09.572	+0.102	15:55:01.513
9	1:11.946	+2.476	15:56:13.459
10	1:10.698	+1.228	15:57:24.157
11	1:09.699	+0.229	15:58:33.856
12	1:11.047	+1.577	15:59:44.903
13	<b>1:09.470</b>		16:00:54.373
14	1:10.888	+1.418	16:02:05.261
15	1:12.877	+3.407	16:03:18.138
16	1:11.198	+1.728	16:04:29.336
17	1:12.207	+2.737	16:05:41.543
18	1:12.217	+2.747	16:06:53.760

Lap	Lap Tm	Diff	Time of Day
19	1:10.049	+0.579	16:08:03.809

(24) THIAGO CHURRU

Lap	Lap Tm	Diff	Time of Day
1	1:12.546	+4.149	15:46:35.958
2	1:10.815	+2.418	15:47:46.773
3	1:11.073	+2.676	15:48:57.846
4	1:11.019	+2.622	15:50:08.865
5	1:13.074	+4.677	15:51:21.939
6	1:13.699	+5.302	15:52:35.638
7	1:12.212	+3.815	15:53:47.850
8	1:10.910	+2.513	15:54:58.760
9	1:09.587	+1.190	15:56:08.347
10	1:12.670	+4.273	15:57:21.017
11	<b>1:08.397</b>		15:58:29.414
12	1:09.142	+0.745	15:59:38.556
13	1:13.145	+4.748	16:00:51.701
14	1:10.905	+2.508	16:02:02.606
15	1:26.799	+18.402	16:03:29.405
16	1:09.035	+0.638	16:04:38.440
17	1:12.385	+3.988	16:05:50.825
18	1:11.387	+2.990	16:07:02.212
19	1:14.001	+5.604	16:08:16.213

(92) BRUNO FEIER

Lap	Lap Tm	Diff	Time of Day
1	1:19.604	+8.246	15:46:43.743
2	1:13.514	+2.156	15:47:57.257
3	1:12.660	+1.302	15:49:09.917
4	1:12.964	+1.606	15:50:22.881
5	<b>1:11.358</b>		15:51:34.239
6	1:14.012	+2.654	15:52:48.251
7	1:15.099	+3.741	15:54:03.350
8	1:14.643	+3.285	15:55:17.993
9	1:20.121	+8.763	15:56:38.114
10	1:19.638	+8.280	15:57:57.752
11	1:17.510	+6.152	15:59:15.262
12	1:15.283	+3.925	16:00:30.545
13	1:19.145	+7.787	16:01:49.690
14	1:17.501	+6.143	16:03:07.191
15	1:16.193	+4.835	16:04:23.384
16	1:18.901	+7.543	16:05:42.285
17	1:18.744	+7.386	16:07:01.029
18	1:14.004	+2.646	16:08:15.033

(86) PAULO FEIER

Lap	Lap Tm	Diff	Time of Day
1	1:14.290	+2.308	15:46:38.653
2	1:12.294	+0.312	15:47:50.947
3	1:12.419	+0.437	15:49:03.366
4	1:16.550	+4.568	15:50:19.916
5	1:16.104	+4.122	15:51:36.020
6	1:13.543	+1.561	15:52:49.563
7	1:14.551	+2.569	15:54:04.114
8	1:30.475	+18.493	15:55:34.589
9	1:14.369	+2.387	15:56:48.958
10	1:15.198	+3.216	15:58:04.156
11	<b>1:11.982</b>		15:59:16.138
12	1:35.107	+23.125	16:00:51.245
13	1:20.124	+8.142	16:02:11.369
14	1:18.463	+6.481	16:03:29.832
15	1:18.923	+6.941	16:04:48.755
16	1:18.490	+6.508	16:06:07.245
17	1:17.037	+5.055	16:07:24.282

(338) LUCAS PROZINHO

Lap	Lap Tm	Diff	Time of Day
1	1:14.538	+1.764	15:46:51.318
2	<b>1:12.774</b>		15:48:04.092
3	1:15.602	+2.828	15:49:19.694

Lap	Lap Tm	Diff	Time of Day
4	1:13.644	+0.870	15:50:33.338
5	1:17.975	+5.201	15:51:51.313
6	1:24.210	+11.436	15:53:15.523
7	1:26.238	+13.464	15:54:41.761
8	1:16.318	+3.544	15:55:58.079
9	1:14.390	+1.616	15:57:12.469
10	1:27.498	+14.724	15:58:39.967
11	1:20.988	+8.214	16:00:00.955
12	1:19.676	+6.902	16:01:20.631
13	1:15.823	+3.049	16:02:36.454
14	1:21.803	+9.029	16:03:58.257
15	1:19.224	+6.450	16:05:17.481
16	1:23.034	+10.260	16:06:40.515
17	1:18.112	+5.338	16:07:58.627

(512) WENDELL COELHO

Lap	Lap Tm	Diff	Time of Day
1	1:14.059	+5.356	15:46:41.004
2	1:13.012	+4.309	15:47:54.016
3	1:12.092	+3.389	15:49:06.108
4	1:14.602	+5.899	15:50:20.710
5	1:09.772	+1.069	15:51:30.482
6	1:12.795	+4.092	15:52:43.277
7	1:11.364	+2.661	15:53:54.641
8	1:10.360	+1.657	15:55:05.001
9	1:11.084	+2.381	15:56:16.085
10	<b>1:08.703</b>		15:57:24.788
11	1:11.168	+2.465	15:58:35.956
12	1:09.659	+0.956	15:59:45.615
13	1:10.288	+1.585	16:00:55.903
14	1:11.564	+2.861	16:02:07.467
15	1:15.962	+7.259	16:03:23.429

(294) GREGORY MOTA

Lap	Lap Tm	Diff	Time of Day
1	1:50.011	+43.560	15:47:12.548
2	1:10.054	+3.603	15:48:22.602
3	1:06.936	+0.485	15:49:29.538
4	1:07.570	+1.119	15:50:37.108
5	<b>1:06.451</b>		15:51:43.559
6	1:08.386	+1.935	15:52:51.945
7	1:11.760	+5.309	15:54:03.705
8	1:06.902	+0.451	15:55:10.607
9	1:08.117	+1.666	15:56:18.724
10	1:43.838	+37.387	15:58:02.562
11	1:56.863	+50.412	15:59:59.425
12	1:11.956	+5.505	16:01:11.381
13	1:14.135	+7.684	16:02:25.516
14	1:13.500	+7.049	16:03:39.016

(772) FORMIGA

Lap	Lap Tm	Diff	Time of Day
1	<b>1:15.760</b>		15:46:51.919
2	1:16.837	+1.077	15:48:08.756
3	1:19.934	+4.174	15:49:28.690
4	1:23.188	+7.428	15:50:51.878
5	1:23.037	+7.277	15:52:14.915
6	1:24.495	+8.735	15:53:39.410
7	1:21.061	+5.301	15:55:00.471
8	1:22.067	+6.307	15:56:22.538
9	1:22.045	+6.285	15:57:44.583
10	1:22.948	+7.188	15:59:07.531
11	1:20.145	+4.385	16:00:27.676
12	1:30.332	+14.572	16:01:58.008
13	3:50.210	+2:34.450	16:05:48.218
14	1:23.524	+7.764	16:07:11.742

(74) REPIZO

Lap	Lap Tm	Diff	Time of Day
1	1:08.808	+2.015	15:46:29.758



PREFEITURA DE MACHADINHO



### MX LIMERO - 1a ETAPA


IMPORTADA FL

Machadinho D' oeste - RO 0,900 Km

1a BATERIA

08/09/2019 15:00

Corrida iniciado em 15:44:38



Lap	Lap Tm	Diff	Time of Day	Lap	Lap Tm	Diff	Time of Day	Lap	Lap Tm	Diff	Time of Day
2	1:07.989	+1.196	15:47:37.747								
3	1:08.367	+1.574	15:48:46.114								
4	1:07.189	+0.396	15:49:53.303								
5	1:06.825	+0.032	15:51:00.128								
6	<b>1:06.793</b>		15:52:06.921								
7	1:07.342	+0.549	15:53:14.263								
8	1:09.856	+3.063	15:54:24.119								
9	1:11.401	+4.608	15:55:35.520								
10	1:10.083	+3.290	15:56:45.603								
11	1:14.379	+7.586	15:57:59.982								
<b>(222) DUDU ANDRADE</b>											
1	1:08.459	+2.997	15:46:28.872								
2	1:07.487	+2.025	15:47:36.359								
3	1:06.704	+1.242	15:48:43.063								
4	1:05.776	+0.314	15:49:48.839								
5	1:06.880	+1.418	15:50:55.719								
6	<b>1:05.462</b>		15:52:01.181								
7	1:05.957	+0.495	15:53:07.138								
8	1:32.325	+26.863	15:54:39.463								
9	1:14.626	+9.164	15:55:54.089								
<b>(3) EDER STENZEL</b>											
1	1:12.357	+6.552	15:46:41.186								
2	1:06.843	+1.038	15:47:48.029								
3	1:10.248	+4.443	15:48:58.277								
4	<b>1:05.805</b>		15:50:04.082								
5	1:06.740	+0.935	15:51:10.822								
6	1:08.931	+3.126	15:52:19.753								
7	1:07.855	+2.050	15:53:27.608								
8	1:10.874	+5.069	15:54:38.482								
<b>(328) GUILHERME BISCOLA</b>											
1	1:12.023	+4.291	15:46:37.310								
2	1:08.832	+1.100	15:47:46.142								
3	1:09.343	+1.611	15:48:55.485								
4	<b>1:07.732</b>		15:50:03.217								
5	1:09.137	+1.405	15:51:12.354								
6	1:12.861	+5.129	15:52:25.215								
7	1:31.417	+23.685	15:53:56.632								
8	1:33.672	+25.940	15:55:30.304								
<b>(171) YAN LUCAS</b>											
1	<b>1:24.411</b>		15:48:11.230								
2	1:29.723	+5.312	15:49:40.953								
3	1:45.756	+21.345	15:51:26.709								
<b>(115) NALZERES FUMIM</b>											
1	<b>1:17.242</b>		15:46:39.831								

