

MX LEMAMT - 3a ETAPA

Classificado por voltas

FORÇA LIVRE/OPEN (NAC)

C. Novo do Parecis - MT 1,150 Km

CORRIDA

28/07/2019 14:00

Corrida iniciado em 12:23:29

Pos	No.	Piloto	Categ	Volta	Diff	M.Volta	Moto	Cidade	Equipe
1	2	MARCOS ALEXANDRE	FL	11		1:12.251	HONDA	SINOP	PADOCK MOTOS KAWASAKI/MOTOCUBE SINOP/PO
2	69	ROMARIO ROSA	FL	11	15.413	1:15.231	HONDA	JUARA	AUTO ESCOLA TAPURAH/ACADEMIA CENTRAL FITN
3	7	EMERSON MEDEIROS	FL	11	20.151	1:15.393	HONDA	CONQUISTA DO OESTE	
4	68	DEKINHA	FL	11	32.413	1:16.119	HONDA	4 MARCOS	MOVEIS MATO GROSSO
5	333	THIAGO FERNANDO	FL	11	32.717	1:16.624	HONDA	SAPEZAL	NUTELA RACING-SUPER MOTOS
6	221	LUCAS ARRUDA	FL	11	45.426	1:17.396	HONDA	4 MARCOS	
7	96	MARCIO DEARO	FL	11	51.267	1:18.932	HONDA	JUINA	FRANGO MOTOS/LUBRI PORTO/PRIME AÇAÍ
8	371	DEVAIR RODRIGUES	FL	11	1:16.285	1:20.379	HONDA	BARRA DO BUGRES	WEST MOTO CENTER
9	77	ITAMAR TADEU	OP	11	1:18.403	1:19.977	HONDA	CACOAL	ITF MULTIMARCAS-TOMAZ MX SCHOOL
10	74	CLAUDIO PRUDENTE	FL/OP	11	1:24.282	1:20.038	HONDA	VARZEA GRANDE	
11	21	JOÃO BATISTA GUIMARÃES	FL/OP	10	1 Volta	1:21.630	HONDA	COLIDER	NENO MOTOS
12	15	SILVANO DE LUCA	FL/OP	10	1 Volta	1:21.981	HONDA	CURVELANDIA	
13	146	EDIO RIBEIRO DIAS	OP	10	1 Volta	1:22.761	HONDA	SAO JOSE DO RIO CLAR	MADPRO PROSOM
14	98	EDILSON NUNES	FL/OP	10	1 Volta	1:22.854	HONDA	NOVA MUTUM	POSTO BEM BRASIL/DR PAULO/ JR MOTOS
15	284	OSMAIR DIAS	OP	10	1 Volta	1:24.031	HONDA	BARRA DO BUGRES	GRUPO MF-FAZENDA PORTAL BARRA
16	14	JEREMIAS ROMERO	FL/OP	10	1 Volta	1:25.955	HONDA	JUARA	BORRACHARIA DO JEREBA
17	144	MARIO HUGO	OP	9	2 Voltas		HONDA	VILHENA	TRR KRUPINSKI
18	4	GILBERTO DELAPIANE	OP	9	2 Voltas	1:34.681	HONDA	DIAMANTINO	

Não classificado (75% = 9 Voltas)

46	SANDRO CALIXTO	OP	8	3 Voltas	1:37.615	HONDA	NOVA MUTUM	POSTO BEM BRASIL
83	RONILTO COSTA	OP	2	9 Voltas	1:36.193	HONDA	BARRA DO BUGRES	RC CONTABILIDADE

Margin of Victory	Avg. Speed	Best Lap Tm	Best Speed	Best Lap by
15.413	53,597	1:12.251	57,300	2 - MARCOS ALEXANDRE

Cronometragem: MARCOS A. MANCINI - Diretor de Prova: JOCEMIR ZAMBONI

Orbits

www.mancini.esp.br



www.mylaps.com

enciado para: MANCINI CRONOMETRAGEM

MX LEMAMT - 3a ETAPA

FORÇA LIVRE/OPEN (NAC)

C. Novo do Parecis - MT 1,150 Km

CORRIDA

28/07/2019 14:00

Corrida iniciado em 12:23:29

Lap	Lap Tm	Diff	Time of Day
(2) MARCOS ALEXANDRE			
1	1:14.288	+2.037	12:25:06.471
2	1:12.985	+0.734	12:26:19.456
3	1:12.251		12:27:31.707
4	1:14.312	+2.061	12:28:46.019
5	1:13.889	+1.638	12:29:59.908
6	1:14.668	+2.417	12:31:14.576
7	1:15.586	+3.335	12:32:30.162
8	1:14.950	+2.699	12:33:45.112
9	1:15.987	+3.736	12:35:01.099
10	1:15.584	+3.333	12:36:16.683
11	1:22.806	+10.555	12:37:39.489

Lap	Lap Tm	Diff	Time of Day
(69) ROMARIO ROSA			
1	1:16.443	+1.212	12:25:09.521
2	1:15.231		12:26:24.752
3	1:16.776	+1.545	12:27:41.528
4	1:16.251	+1.020	12:28:57.779
5	1:16.165	+0.934	12:30:13.944
6	1:15.401	+0.170	12:31:29.345
7	1:15.823	+0.592	12:32:45.168
8	1:16.389	+1.158	12:34:01.557
9	1:16.464	+1.233	12:35:18.021
10	1:18.061	+2.830	12:36:36.082
11	1:18.820	+3.589	12:37:54.902

Lap	Lap Tm	Diff	Time of Day
(7) EMERSON MEDEIROS			
1	1:15.903	+0.510	12:25:07.384
2	1:16.395	+1.002	12:26:23.779
3	1:17.114	+1.721	12:27:40.893
4	1:16.385	+0.992	12:28:57.278
5	1:15.877	+0.484	12:30:13.155
6	1:15.393		12:31:28.548
7	1:16.284	+0.891	12:32:44.832
8	1:17.817	+2.424	12:34:02.649
9	1:17.646	+2.253	12:35:20.295
10	1:17.622	+2.229	12:36:37.917
11	1:21.723	+6.330	12:37:59.640

Lap	Lap Tm	Diff	Time of Day
(68) DEKINHA			
1	1:18.822	+2.703	12:25:14.121
2	1:17.048	+0.929	12:26:31.169
3	1:16.119		12:27:47.288
4	1:17.510	+1.391	12:29:04.798
5	1:16.847	+0.728	12:30:21.645
6	1:16.891	+0.772	12:31:38.536
7	1:17.768	+1.649	12:32:56.304
8	1:17.945	+1.826	12:34:14.249
9	1:21.873	+5.754	12:35:36.122
10	1:17.557	+1.438	12:36:53.679
11	1:18.223	+2.104	12:38:11.902

Lap	Lap Tm	Diff	Time of Day
(333) THIAGO FERNANDO			
1	1:20.070	+3.446	12:25:16.682
2	1:18.580	+1.956	12:26:35.262
3	1:17.017	+0.393	12:27:52.279
4	1:17.406	+0.782	12:29:09.685
5	1:16.624		12:30:26.309
6	1:17.063	+0.439	12:31:43.372
7	1:16.709	+0.085	12:33:00.081
8	1:17.098	+0.474	12:34:17.179
9	1:19.764	+3.140	12:35:36.943
10	1:18.445	+1.821	12:36:55.388
11	1:16.818	+0.194	12:38:12.206

Lap	Lap Tm	Diff	Time of Day
(221) LUCAS ARRUDA			
1	1:21.001	+3.605	12:25:16.369
2	1:20.571	+3.175	12:26:36.940
3	1:17.396		12:27:54.336
4	1:17.567	+0.171	12:29:11.903
5	1:17.662	+0.266	12:30:29.565
6	1:19.405	+2.009	12:31:48.970
7	1:17.533	+0.137	12:33:06.503
8	1:18.815	+1.419	12:34:25.318
9	1:17.882	+0.486	12:35:43.200
10	1:20.822	+3.426	12:37:04.022
11	1:20.893	+3.497	12:38:24.915

Lap	Lap Tm	Diff	Time of Day
(96) MARCIO DEARO			
1	1:20.231	+1.299	12:25:12.940
2	1:19.954	+1.022	12:26:32.894
3	1:18.932		12:27:51.826
4	1:19.217	+0.285	12:29:11.043
5	1:19.304	+0.372	12:30:30.347
6	1:19.693	+0.761	12:31:50.040
7	1:19.015	+0.083	12:33:09.055
8	1:19.884	+0.952	12:34:28.939
9	1:19.598	+0.666	12:35:48.537
10	1:20.653	+1.721	12:37:09.190
11	1:21.566	+2.634	12:38:30.756

Lap	Lap Tm	Diff	Time of Day
(371) DEVAIR RODRIGUES			
1	1:21.219	+0.840	12:25:17.807
2	1:20.379		12:26:38.186
3	1:21.669	+1.290	12:27:59.855
4	1:22.553	+2.174	12:29:22.408
5	1:24.584	+4.205	12:30:46.992
6	1:22.082	+1.703	12:32:09.074
7	1:21.110	+0.731	12:33:30.184
8	1:21.638	+1.259	12:34:51.822
9	1:21.565	+1.186	12:36:13.387
10	1:21.047	+0.668	12:37:34.434
11	1:21.340	+0.961	12:38:55.774

Lap	Lap Tm	Diff	Time of Day
(77) ITAMAR TADEU			
1	1:23.674	+3.697	12:25:21.428
2	1:22.799	+2.822	12:26:44.227
3	1:20.899	+0.922	12:28:05.126
4	1:19.977		12:29:25.103
5	1:23.273	+3.296	12:30:48.376
6	1:21.494	+1.517	12:32:09.870
7	1:22.614	+2.637	12:33:32.484
8	1:22.308	+2.331	12:34:54.792
9	1:20.394	+0.417	12:36:15.186
10	1:20.391	+0.414	12:37:35.577
11	1:22.315	+2.338	12:38:57.892

Lap	Lap Tm	Diff	Time of Day
(74) CLAUDIO PRUDENTE			
1	1:24.869	+4.831	12:25:19.624
2	1:20.605	+0.567	12:26:40.229
3	1:21.518	+1.480	12:28:01.747
4	1:22.144	+2.106	12:29:23.891
5	1:22.232	+2.194	12:30:46.123
6	1:21.885	+1.847	12:32:08.008
7	1:20.038		12:33:28.046
8	1:20.607	+0.569	12:34:48.653
9	1:21.060	+1.022	12:36:09.713
10	1:25.423	+5.385	12:37:35.136
11	1:28.635	+8.597	12:39:03.771

Lap	Lap Tm	Diff	Time of Day
(21) JOÃO BATISTA GUIMARÃES			

Lap	Lap Tm	Diff	Time of Day
1	1:21.630		12:25:15.360
2	1:22.154	+0.524	12:26:37.514
3	1:21.882	+0.252	12:27:59.396
4	1:22.623	+0.993	12:29:22.019
5	1:22.791	+1.161	12:30:44.810
6	1:22.586	+0.956	12:32:07.396
7	1:24.344	+2.714	12:33:31.740
8	1:25.352	+3.722	12:34:57.092
9	1:26.819	+5.189	12:36:23.911
10	1:26.012	+4.382	12:37:49.923

Lap	Lap Tm	Diff	Time of Day
(15) SILVANO DE LUCA			
1	1:24.461	+2.480	12:25:21.816
2	1:22.949	+0.968	12:26:44.765
3	1:23.245	+1.264	12:28:08.010
4	1:21.981		12:29:29.991
5	1:23.939	+1.958	12:30:53.930
6	1:22.673	+0.692	12:32:16.603
7	1:23.593	+1.612	12:33:40.196
8	1:24.387	+2.406	12:35:04.583
9	1:24.114	+2.133	12:36:28.697
10	1:22.604	+0.623	12:37:51.301

Lap	Lap Tm	Diff	Time of Day
(146) EDIO RIBEIRO DIAS			
1	1:24.427	+1.666	12:25:20.420
2	1:22.761		12:26:43.181
3	1:23.375	+0.614	12:28:06.556
4	1:23.043	+0.282	12:29:29.599
5	1:25.015	+2.254	12:30:54.614
6	1:23.393	+0.632	12:32:18.007
7	1:24.981	+2.220	12:33:42.988
8	1:25.773	+3.012	12:35:08.761
9	1:25.009	+2.248	12:36:33.770
10	1:26.374	+3.613	12:38:00.144

Lap	Lap Tm	Diff	Time of Day
(98) EDILSON NUNES			
1	1:26.944	+4.090	12:25:24.027
2	1:22.854		12:26:46.881
3	1:23.572	+0.718	12:28:10.453
4	1:23.781	+0.927	12:29:34.234
5	1:24.719	+1.865	12:30:58.953
6	1:24.135	+1.281	12:32:23.088
7	1:26.214	+3.360	12:33:49.302
8	1:25.754	+2.900	12:35:15.056
9	1:26.705	+3.851	12:36:41.761
10	1:27.768	+4.914	12:38:09.529

Lap	Lap Tm	Diff	Time of Day
(284) OSMAIR DIAS			
1	1:26.384	+2.353	12:25:30.118
2	1:24.031		12:26:54.149
3	1:25.807	+1.776	12:28:19.956
4	1:26.204	+2.173	12:29:46.160
5	1:28.621	+4.590	12:31:14.781
6	1:27.621	+3.590	12:32:42.402
7	1:29.245	+5.214	12:34:11.647
8	1:27.384	+3.353	12:35:39.031
9	1:26.369	+2.338	12:37:05.400
10	1:26.787	+2.756	12:38:32.187

Lap	Lap Tm	Diff	Time of Day
(14) JEREMIAS ROMERO			
1	1:28.343	+2.388	12:25:24.711
2	1:27.104	+1.149	12:26:51.815
3	1:27.465	+1.510	12:28:19.280
4	1:25.955		12:29:45.235
5	1:28.725	+2.770	12:31:13.960
6	1:27.548	+1.593	12:32:41.508

MX LEMAMT - 3a ETAPA


FORÇA LIVRE/OPEN (NAC)

C. Novo do Parecis - MT 1,150 Km

CORRIDA

28/07/2019 14:00

Corrida iniciado em 12:23:29



Lap	Lap Tm	Diff	Time of Day
7	1:28.498	+2.543	12:34:10.006
8	1:29.483	+3.528	12:35:39.489
9	1:33.548	+7.593	12:37:13.037
10	1:33.863	+7.908	12:38:46.900

(144) MARIO HUGO

1	17.657	00:37.118	12:26:00.265
2	1:13.370	59:41.405	12:27:13.635
3	1:34.196	59:20.579	12:28:47.831
4	1:33.133	59:21.642	12:30:20.964
5	1:33.040	59:21.735	12:31:54.004
6	1:33.600	59:21.175	12:33:27.604
7	1:35.554	59:19.221	12:35:03.158
8	1:34.098	59:20.677	12:36:37.256
9	1:38.656	59:16.119	12:38:15.912

(4) GILBERTO DELAPIANE

1	1:34.681		12:25:33.392
2	1:35.442	+0.761	12:27:08.834
3	1:39.213	+4.532	12:28:48.047
4	1:39.577	+4.896	12:30:27.624
5	1:39.062	+4.381	12:32:06.686
6	1:43.144	+8.463	12:33:49.830
7	1:42.610	+7.929	12:35:32.440
8	1:41.989	+7.308	12:37:14.429
9	1:37.012	+2.331	12:38:51.441

(46) SANDRO CALIXTO

1	1:37.615		12:25:38.075
2	1:41.202	+3.587	12:27:19.277
3	1:41.583	+3.968	12:29:00.860
4	1:44.417	+6.802	12:30:45.277
5	1:43.206	+5.591	12:32:28.483
6	1:47.592	+9.977	12:34:16.075
7	1:44.979	+7.364	12:36:01.054
8	1:47.131	+9.516	12:37:48.185

(83) RONILTO COSTA

1	1:36.193		12:25:45.703
2	1:37.082	+0.889	12:27:22.785

Lap Lap Tm Diff Time of Day

Lap Lap Tm Diff Time of Day

MX LEMAMT - 3a ETAPA

Classificado pela melhor volta

FORÇA LIVRE/OPEN (NAC)

C. Novo do Parecis - MT 1,150 Km

TREINO CRONOMETRADO

28/07/2019 09:00

Qualificação iniciado em 8:34:55

Pos	No.	Piloto	Categ	M.Volta	Dif.	Moto	Cidade	Equipe
1	2	MARCOS ALEXANDRE	FL	1:13.092		HONDA	SINOP	PADOCK MOTOS KAWASAKI/MOTOCULUBE SINOP/POSTOS BEN
2	592	CLEITON BORGES	FL	1:16.156	3.064	HONDA	SINOP	SINOP SUSPENSÃO-USE MOTOS CONCESSIONÁRIA OFF ROAI
3	69	ROMARIO ROSA	FL	1:17.503	4.411	HONDA	JUARA	AUTO ESCOLA TAPURAH/ACADEMIA CENTRAL FITNESS/PORT
4	333	THIAGO FERNANDO	FL	1:17.630	4.538	HONDA	SAPEZAL	NUTELA RACING-SUPER MOTOS
5	68	DEKINHA	FL	1:17.794	4.702	HONDA	4 MARCOS	MOVEIS MATO GROSSO
6	221	LUCAS ARRUDA	FL	1:19.369	6.277	HONDA	4 MARCOS	
7	96	MARCIO DEARO	FL	1:20.817	7.725	HONDA	JUINA	FRANGO MOTOS/LUBRI PORTO/PRIME AÇAÍ
8	371	DEVAIR RODRIGUES	FL	1:21.179	8.087	HONDA	BARRA DO BUGRES	WEST MOTO CENTER
9	77	ITAMAR TADEU	OP	1:22.264	9.172	HONDA	CACOAL	ITF MULTIMARCAS-TOMAZ MX SCHOOL
10	15	SILVANO DE LUCA	OP	1:23.387	10.295	HONDA	CURVELANDIA	
11	21	JOÃO BATISTA GUIMARÃ	FL/OP	1:24.121	11.029	HONDA	COLIDER	NENO MOTOS
12	146	EDIO RIBEIRO DIAS	OP	1:24.571	11.479	HONDA	SAO JOSE DO RIO CLARO	MADPRO PROSOM
13	98	EDILSON NUNES	FL/OP	1:25.778	12.686	HONDA	NOVA MUTUM	POSTO BEM BRASIL/DR PAULO/ JR MOTOS
14	284	OSMAIR DIAS	OP	1:28.005	14.913	HONDA	BARRA DO BUGRES	GRUPO MF-FAZENDA PORTAL BARRA
15	74	CLAUDIO PRUDENTE	FL/OP	1:28.634	15.542	HONDA	VARZEA GRANDE	
16	14	JEREMIAS ROMERO	FL/OP	1:29.881	16.789	HONDA	JUARA	BORRACHARIA DO JEREBA
17	41	ROGERIO BRAMBILA	OP	1:33.893	20.801	HONDA	CAMPO NOVO DO PARECIS	ROGÉRIO DA CONSELVAN/ CYBER MOTOS / TORNEARIA CAM
18	144	MARIO HUGO	OP	1:34.787	21.695	HONDA	VILHENA	TRR KRUPINSKI
19	4	GILBERTO DELAPIANE	OP	1:40.076	26.984	HONDA	DIAMANTINO	
20	83	RONILTO COSTA	OP	1:41.539	28.447	HONDA	BARRA DO BUGRES	RC CONTABILIDADE
21	46	SANDRO CALIXTO	OP	1:44.871	31.779	HONDA	NOVA MUTUM	POSTO BEM BRASIL

MX LEMAMT - 3a ETAPA

FORÇA LIVRE/OPEN (NAC)

C. Novo do Parecís - MT 1,150 Km

TREINO CRONOMETRADO

28/07/2019 09:00

Qualificação iniciado em 8:34:55

Lap	Lap Tm	Diff	Time of Day
(2) MARCOS ALEXANDRE			
1	1:16.592	+3.500	9:02:52.815
2	1:13.207	+0.115	9:04:06.022
3	1:29.914	+16.822	9:05:35.936
4	1:13.092		9:06:49.028
5	1:38.020	+24.928	9:08:27.048
6	1:17.362	+4.270	9:09:44.410
7	1:39.441	+26.349	9:11:23.851
8	1:13.256	+0.164	9:12:37.107
9	1:27.667	+14.575	9:14:04.774

(592) CLEITON BORGES			
1	1:47.975	+31.819	9:04:00.673
2	1:31.499	+15.343	9:05:32.172
3	1:25.489	+9.333	9:06:57.661
4	1:16.156		9:08:13.817
5	1:34.065	+17.909	9:09:47.882

(69) ROMARIO ROSA			
1	1:17.503		9:02:55.646
2	1:22.968	+5.465	9:04:18.614
3	1:38.703	+21.200	9:05:57.317
4	1:19.124	+1.621	9:07:16.441

(333) THIAGO FERNANDO			
1	1:34.833	+17.203	9:03:38.111
2	1:44.167	+26.537	9:05:22.278
3	1:18.932	+1.302	9:06:41.210
4	1:23.573	+5.943	9:08:04.783
5	1:18.175	+0.545	9:09:22.958
6	1:18.716	+1.086	9:10:41.674
7	1:36.619	+18.989	9:12:18.293
8	1:17.630		9:13:35.923

(68) DEKINHA			
1	2:04.191	+46.397	9:04:20.343
2	1:23.738	+5.944	9:05:44.081
3	1:18.104	+0.310	9:07:02.185
4	1:20.059	+2.265	9:08:22.244
5	1:19.235	+1.441	9:09:41.479
6	1:17.794		9:10:59.273
7	1:30.436	+12.642	9:12:29.709
8	1:27.015	+9.221	9:13:56.724

(221) LUCAS ARRUDA			
1	1:55.663	+36.294	9:03:53.283
2	1:21.400	+2.031	9:05:14.683
3	1:23.158	+3.789	9:06:37.841
4	1:19.369		9:07:57.210
5	1:19.932	+0.563	9:09:17.142
6	1:20.962	+1.593	9:10:38.104
7	1:20.853	+1.484	9:11:58.957

(96) MARCIO DEARO			
1	1:25.580	+4.763	9:04:04.182
2	1:26.557	+5.740	9:05:30.739
3	1:25.288	+4.471	9:06:56.027
4	1:20.817		9:08:16.844
5	1:23.754	+2.937	9:09:40.598

(371) DEVAIR RODRIGUES			
1	1:34.165	+12.986	9:03:32.452
2	1:24.855	+3.676	9:04:57.307
3	1:22.340	+1.161	9:06:19.647
4	1:28.884	+7.705	9:07:48.531

5	1:27.485	+6.306	9:09:16.016
6	1:21.179		9:10:37.195
7	1:21.222	+0.043	9:11:58.417

(77) ITAMAR TADEU			
1	1:24.952	+2.688	9:03:05.805
2	1:23.058	+0.794	9:04:28.863
3	2:40.316	+1:18.052	9:07:09.179
4	1:31.772	+9.508	9:08:40.951
5	1:23.149	+0.885	9:10:04.100
6	1:39.412	+17.148	9:11:43.512
7	1:22.264		9:13:05.776

(15) SILVANO DE LUCA			
1	2:01.801	+38.414	9:08:52.823
2	1:23.387		9:10:16.210
3	2:11.691	+48.304	9:12:27.901
4	1:23.795	+0.408	9:13:51.696

(21) JOÃO BATISTA GUIMARÃES			
1	1:32.057	+7.936	9:03:28.866
2	1:24.357	+0.236	9:04:53.223
3	1:24.322	+0.201	9:06:17.545
4	1:24.121		9:07:41.666
5	1:24.631	+0.510	9:09:06.297

(146) EDIO RIBEIRO DIAS			
1	1:58.364	+33.793	9:03:51.883
2	1:24.571		9:05:16.454
3	1:29.831	+5.260	9:06:46.285
4	1:29.367	+4.796	9:08:15.652
5	1:37.342	+12.771	9:09:52.994

(98) EDILSON NUNES			
1	1:39.280	+13.502	9:03:44.939
2	1:25.778		9:05:10.717
3	1:26.472	+0.694	9:06:37.189
4	1:29.803	+4.025	9:08:06.992
5	2:14.830	+49.052	9:10:21.822
6	1:31.539	+5.761	9:11:53.361

(284) OSMAIR DIAS			
1	1:39.254	+11.249	9:03:27.132
2	1:31.331	+3.326	9:04:58.463
3	1:28.675	+0.670	9:06:27.138
4	1:29.866	+1.861	9:07:57.004
5	1:28.005		9:09:25.009

(74) CLAUDIO PRUDENTE			
1	1:33.238	+4.604	9:03:25.694
2	1:28.634		9:04:54.328

(14) JEREMIAS ROMERO			
1	1:34.561	+4.680	9:03:18.123
2	1:31.961	+2.080	9:04:50.084
3	1:33.693	+3.812	9:06:23.777
4	1:29.881		9:07:53.658
5	1:31.679	+1.798	9:09:25.337
6	1:42.449	+12.568	9:11:07.786
7	1:34.317	+4.436	9:12:42.103
8	1:36.334	+6.453	9:14:18.437

(41) ROGERIO BRAMBILA			
1	1:40.272	+6.379	9:03:25.440
2	1:37.059	+3.166	9:05:02.499
3	1:33.893		9:06:36.392

MX LEMAMT - 3a ETAPA

Classificado por voltas

INTERMEDIÁRIA (NAC)

C. Novo do Parecis - MT 1,150 Km

CORRIDA

28/07/2019 16:00

Corrida iniciado em 14:52:26

Pos	No.	Piloto	Categ	Volta	Diff	M.Volta	Moto	Cidade	Equipe
1	7	HEMERSON MEDEIROS	INTERMEDIÁRIA (NAC)	10		1:17.386	HONDA	CONQUISTA DO OESTE	RL MOTOS-PREFEITURA DE CONQUISTA DO OESTE-I
2	96	MARCIO DEARO	INTERMEDIÁRIA (NAC)	10	10.153	1:18.417	HONDA	JUÍNA	FRANGO MOTOS/LUBRIPORTO/PRIME AÇAÍ
3	221	LUCAS DE ARRUDA	INTERMEDIÁRIA (NAC)	10	11.433	1:17.199	HONDA	4 MARCOS	PAULO REMÉDIO-ARTS MÓVEIS
4	15	MATEUS MORAES	INTERMEDIÁRIA (NAC)	10	22.213	1:18.550	HONDA	JUARA	VIA AUTO SERVICE
5	371	JEGUIN		10	27.269	1:18.904	HONDA	BARRA DO BUGRES	
6	101	EDMAR LOYOLA	INTERMEDIÁRIA (NAC)	10	53.803	1:20.251	HONDA	SORRISO	CHICÃO MOTOS/NIKINHA TUR/MOTO CLUB SORRISO
7	21	JOÃO BATISTA GUIMARÃES	INTERMEDIÁRIA (NAC)	10	1:00.235	1:21.761	HONDA	COLIDER	NENO MOTOS/MOTO CLUBE COLIDER/GLEISINHO I
8	98	EDILSON NUNES	INTERMEDIÁRIA (NAC)	10	1:10.078	1:24.096	HONDA	NOVA MUTUM	POSTO BEM BRASIL/DR PAULO/ JR MOTOS
9	74	JOCIMAR		10	1:18.295	1:24.343	HONDA	NOVA MUTUM	
10	126	RENATO LEDEZMA	INTERMEDIÁRIA (NAC)	9	1 Volta	1:28.573	HONDA	TANGARA DA SERRA	DESTAKE EVENTOS

Não classificado (75% = 8 Voltas)

66	PABLO CARDOSO	INTERMEDIÁRIA (NAC)	6	4 Voltas	1:19.772	HONDA	CAMPO NOVO DO PARECIS	DR RESTAURANTE-R.O SILVA PRESTADORA DE SER
1	MARLON	INTERMEDIÁRIA (NAC)		10 Voltas		HONDA	DIAMANTINO	

Margin of Victory	Avg. Speed	Best Lap Tm	Best Speed	Best Lap by
10.153	50,885	1:17.199	53,628	221 - LUCAS DE ARRUDA

Cronometragem: MARCOS A. MANCINI - Diretor de Prova: JOCEMIR ZAMBONI

Orbits

www.mancini.esp.br



www.mylaps.com

enciado para: MANCINI CRONOMETRAGEM

MX LEMAMT - 3a ETAPA

INTERMEDIÁRIA (NAC)

C. Novo do Parecís - MT 1,150 Km

CORRIDA

28/07/2019 16:00

Corrida iniciado em 14:52:26

Lap	Lap Tm	Diff	Time of Day
(7) HEMERSON MEDEIROS			
1	1:18.516	+1.130	14:54:05.578
2	1:18.165	+0.779	14:55:23.743
3	1:17.386		14:56:41.129
4	1:18.050	+0.664	14:57:59.179
5	1:17.509	+0.123	14:59:16.688
6	1:17.887	+0.501	15:00:34.575
7	1:19.247	+1.861	15:01:53.822
8	1:20.847	+3.461	15:03:14.669
9	1:19.919	+2.533	15:04:34.588
10	1:25.101	+7.715	15:05:59.689

Lap	Lap Tm	Diff	Time of Day
(96) MARCIO DEARO			
1	1:19.407	+0.990	14:54:08.480
2	1:18.417		14:55:26.897
3	1:20.694	+2.277	14:56:47.591
4	1:19.401	+0.984	14:58:06.992
5	1:21.448	+3.031	14:59:28.440
6	1:20.442	+2.025	15:00:48.882
7	1:22.424	+4.007	15:02:11.306
8	1:19.477	+1.060	15:03:30.783
9	1:19.863	+1.446	15:04:50.646
10	1:19.196	+0.779	15:06:09.842

Lap	Lap Tm	Diff	Time of Day
(221) LUCAS DE ARRUDA			
1	1:21.840	+4.641	14:54:12.754
2	1:20.690	+3.491	14:55:33.444
3	1:22.584	+5.385	14:56:56.028
4	1:19.875	+2.676	14:58:15.903
5	1:21.089	+3.890	14:59:36.992
6	1:20.398	+3.199	15:00:57.390
7	1:18.988	+1.789	15:02:16.378
8	1:18.398	+1.199	15:03:34.776
9	1:17.199		15:04:51.975
10	1:19.147	+1.948	15:06:11.122

Lap	Lap Tm	Diff	Time of Day
(15) MATEUS MORAES			
1	1:22.170	+3.620	14:54:10.690
2	1:26.114	+7.564	14:55:36.804
3	1:23.817	+5.267	14:57:00.621
4	1:19.206	+0.656	14:58:19.827
5	1:22.708	+4.158	14:59:42.535
6	1:20.374	+1.824	15:01:02.909
7	1:20.933	+2.383	15:02:23.842
8	1:20.455	+1.905	15:03:44.297
9	1:18.550		15:05:02.847
10	1:19.055	+0.505	15:06:21.902

Lap	Lap Tm	Diff	Time of Day
(371) JEGUIN			
1	1:18.904		14:54:06.380
2	1:19.030	+0.126	14:55:25.410
3	1:20.240	+1.336	14:56:45.650
4	1:20.773	+1.869	14:58:06.423
5	1:21.353	+2.449	14:59:27.776
6	1:24.693	+5.789	15:00:52.469
7	1:25.350	+6.446	15:02:17.819
8	1:22.085	+3.181	15:03:39.904
9	1:22.194	+3.290	15:05:02.098
10	1:24.860	+5.956	15:06:26.958

Lap	Lap Tm	Diff	Time of Day
(101) EDMAR LOYOLA			
1	1:21.225	+0.974	14:54:10.999
2	1:20.847	+0.596	14:55:31.846
3	1:21.298	+1.047	14:56:53.144
4	1:20.251		14:58:13.395

Lap	Lap Tm	Diff	Time of Day
5	1:21.709	+1.458	14:59:35.104
6	1:20.350	+0.099	15:00:55.454
7	1:22.659	+2.408	15:02:18.113
8	1:23.173	+2.922	15:03:41.286
9	1:21.192	+0.941	15:05:02.478
10	1:51.014	+30.763	15:06:53.492

Lap	Lap Tm	Diff	Time of Day
(21) JOÃO BATISTA GUIMARÃES			
1	1:21.986	+0.225	14:54:13.294
2	1:21.802	+0.041	14:55:35.096
3	1:21.805	+0.044	14:56:56.901
4	1:21.761		14:58:18.662
5	1:22.242	+0.481	14:59:40.904
6	1:25.405	+3.644	15:01:06.309
7	1:25.752	+3.991	15:02:32.061
8	1:26.592	+4.831	15:03:58.653
9	1:28.900	+7.139	15:05:27.553
10	1:32.371	+10.610	15:06:59.924

Lap	Lap Tm	Diff	Time of Day
(98) EDILSON NUNES			
1	1:24.096		14:54:14.523
2	1:24.335	+0.239	14:55:38.858
3	1:24.184	+0.088	14:57:03.042
4	1:25.178	+1.082	14:58:28.220
5	1:25.977	+1.881	14:59:54.197
6	1:25.429	+1.333	15:01:19.626
7	1:25.161	+1.065	15:02:44.787
8	1:25.676	+1.580	15:04:10.463
9	1:28.748	+4.652	15:05:39.211
10	1:30.556	+6.460	15:07:09.767

Lap	Lap Tm	Diff	Time of Day
(74) JOCIMAR			
1	1:24.343		14:54:17.042
2	1:24.631	+0.288	14:55:41.673
3	1:26.599	+2.256	14:57:08.272
4	1:24.568	+0.225	14:58:32.840
5	1:24.622	+0.279	14:59:57.462
6	1:27.203	+2.860	15:01:24.665
7	1:27.186	+2.843	15:02:51.851
8	1:26.854	+2.511	15:04:18.705
9	1:26.104	+1.761	15:05:44.809
10	1:33.175	+8.832	15:07:17.984

Lap	Lap Tm	Diff	Time of Day
(126) RENATO LEDEZMA			
1	1:31.219	+2.646	14:54:24.528
2	1:28.573		14:55:53.101
3	1:29.025	+0.452	14:57:22.126
4	1:28.969	+0.396	14:58:51.095
5	1:29.486	+0.913	15:00:20.581
6	2:16.092	+47.519	15:02:36.673
7	1:33.642	+5.069	15:04:10.315
8	1:39.258	+10.685	15:05:49.573
9	1:43.206	+14.633	15:07:32.779

Lap	Lap Tm	Diff	Time of Day
(66) PABLO CARDOSO			
1	1:21.627	+1.855	14:54:11.592
2	1:22.404	+2.632	14:55:33.996
3	1:21.206	+1.434	14:56:55.202
4	1:19.772		14:58:14.974
5	1:22.926	+3.154	14:59:37.900
6	1:25.976	+6.204	15:01:03.876

MX LEMAMT - 3a ETAPA

Classificado pela melhor volta

INTERMEDIÁRIA (NAC)

C. Novo do Parecis - MT 1,150 Km

TREINO CRONOMETRADO

28/07/2019 10:30

Qualificação iniciado em 15:31:50

Pos	No.	Piloto	Categ	M.Volta	Dif.	Moto	Cidade	Equipe
1	15	MATEUS MORAES	INTERMEDIÁRIA (NAC)	1:15.741		HONDA	JUARA	VIA AUTO SERVICE
2	96	MARCIO DEARO	INTERMEDIÁRIA (NAC)	1:16.664	0.923	HONDA	JUÍNA	FRANGO MOTOS/LUBRIPORTO/PRIME AÇAÍ
3	7	HEMERSON MEDEIROS	INTERMEDIÁRIA (NAC)	1:17.656	1.915	HONDA	CONQUISTA DO OESTE	RL MOTOS-PREFEITURA DE CONQUISTA D OESTE-MOTO CLU
4	221	LUCAS DE ARRUDA	INTERMEDIÁRIA (NAC)	1:17.817	2.076	HONDA	4 MARCOS	PAULO REMÉDIO-ARTS MÓVEIS
5	101	EDMAR LOYOLA	INTERMEDIÁRIA (NAC)	1:18.271	2.530	HONDA	SORRISO	CHICÃO MOTOS/NIKINHA TUR/MOTO CLUB SORRISO
6	66	PABLO CARDOSO	INTERMEDIÁRIA (NAC)	1:18.588	2.847	HONDA	CAMPO NOVO DO PARECIS	DR RESTAURANTE-R.O SILVA PRESTADORA DE SERVIÇOS
7	371	JEGUIN		1:20.092	4.351	HONDA	BARRA DO BUGRES	
8	21	JOÃO BATISTA GUIMARÃ	INTERMEDIÁRIA (NAC)	1:20.444	4.703	HONDA	COLIDER	NENO MOTOS/MOTO CLUBE COLIDER/GLEISINHO MOTOS
9	98	EDILSON NUNES	INTERMEDIÁRIA (NAC)	1:22.132	6.391	HONDA	NOVA MUTUM	POSTO BEM BRASIL/DR PAULO/ JR MOTOS
10	74	JOCIMAR		1:25.541	9.800	HONDA	NOVA MUTUM	
11	126	RENATO LEDEZMA	INTERMEDIÁRIA (NAC)	1:28.540	12.799	HONDA	TANGARA DA SERRA	DESTAKE EVENTOS
12	1	MARLON	INTERMEDIÁRIA (NAC)	1:28.708	12.967	HONDA	DIAMANTINO	
13	12	BOY	INTERMEDIÁRIA (NAC)	1:29.852	14.111	HONDA	BRASNORTE	

MX LEMAMT - 3a ETAPA

INTERMEDIÁRIA (NAC)

C. Novo do Parecís - MT 1,150 Km

TREINO CRONOMETRADO

28/07/2019 10:30

Qualificação iniciado em 15:31:50

Lap	Lap Tm	Diff	Time of Day
(15) MATEUS MORAES			
1	1:19.211	+3.470	10:53:05.167
2	1:17.220	+1.479	10:54:22.387
3	1:15.741		10:55:38.128
4	1:17.953	+2.212	10:56:56.081
5	1:18.606	+2.865	10:58:14.687
6	1:18.538	+2.797	10:59:33.225
(96) MARCIO DEARO			
1	1:21.573	+4.909	10:53:06.562
2	1:18.169	+1.505	10:54:24.731
3	1:20.205	+3.541	10:55:44.936
4	1:16.664		10:57:01.600
(7) HEMERSON MEDEIROS			
1	1:52.389	+34.733	10:54:20.827
2	1:18.550	+0.894	10:55:39.377
3	1:17.656		10:56:57.033
4	1:22.689	+5.033	10:58:19.722
5	1:20.973	+3.317	10:59:40.695
(221) LUCAS DEARRUDA			
1	1:18.820	+1.003	10:53:11.789
2	1:18.647	+0.830	10:54:30.436
3	1:17.883	+0.066	10:55:48.319
4	1:17.817		10:57:06.136
5	1:18.669	+0.852	10:58:24.805
6	1:23.560	+5.743	10:59:48.365
(101) EDMAR LOYOLA			
1	1:18.271		10:54:39.541
2	2:12.167	+53.896	10:56:51.708
3	1:37.127	+18.856	10:58:28.835
(66) PABLO CARDOSO			
1	1:31.164	+12.576	10:54:05.196
2	1:18.588		10:55:23.784
3	3:06.501	+1:47.913	10:58:30.285
(371) JEGUIN			
1	1:20.092		10:53:54.878
2	1:31.708	+11.616	10:55:26.586
3	1:29.178	+9.086	10:56:55.764
4	1:25.397	+5.305	10:58:21.161
(21) JOÃO BATISTA GUIMARÃES			
1	1:20.444		10:53:38.205
2	1:21.080	+0.636	10:54:59.285
3	1:21.557	+1.113	10:56:20.842
4	1:20.879	+0.435	10:57:41.721
(98) EDILSON NUNES			
1	1:24.100	+1.968	10:54:05.872
2	1:22.132		10:55:28.004
3	1:40.456	+18.324	10:57:08.460
(74) JOCIMAR			
1	1:25.909	+0.368	10:54:20.740
2	1:25.571	+0.030	10:55:46.311
3	1:25.541		10:57:11.852
(126) RENATO LEDEZMA			
1	1:32.592	+4.052	10:53:49.968
2	1:28.540		10:55:18.508
3	1:31.091	+2.551	10:56:49.599

Lap	Lap Tm	Diff	Time of Day
4	1:33.421	+4.881	10:58:23.020
5	1:47.137	+18.597	11:00:10.157
(1) MARLON			
1	1:30.877	+2.169	10:53:36.891
2	1:28.708		10:55:05.599
3	1:33.222	+4.514	10:56:38.821
4	1:35.069	+6.361	10:58:13.890
(12) BOY			
1	1:37.821	+7.969	10:53:46.659
2	1:31.573	+1.721	10:55:18.232
3	1:30.715	+0.863	10:56:48.947
4	1:30.045	+0.193	10:58:18.992
5	1:29.852		10:59:48.844

Lap	Lap Tm	Diff	Time of Day
-----	--------	------	-------------

MX LEMAMT - 3a ETAPA

Classificado por voltas


JUVENIL/FEMININA (NAC)

C. Novo do Parecis - MT 1,150 Km

CORRIDA

28/07/2019 16:20

Corrida iniciado em 15:12:53



Pos	No.	Piloto	Categ	Volta	Diff	M.Volta	Moto	Cidade	Equipe
FEMININA									
1	21	TALYA MARTA	FEMININA	7		1:33.858	HONDA	BRASNORTE	SUPERMERCADO MORANDINI
2	80	ANGELA GOFFI	FEMININA	7	55.649	1:39.994	KTM	SORRISO	CERRADAO AGRÍCOLA
3	7	DAIANE ALVES	FEMININA	6	1 Volta	1:43.967	HONDA	SAPEZAL	POLIDO PREPARAÇÕES/GORDEIRA SEVEN
4	41	SANDRA SOARES	FEMININA	6	1 Volta	1:44.715	HONDA	CAMPO NOVO DO PAREC	ROGÉRIO DA CONSELVAN-CYBER MOTOS-TORNEAR
5	126	TATIANE DONIDA	FEMININA	6	1 Volta	1:44.665	HONDA	TANGARA DA SERRA	DESTAKE FESTAS E EVENTOS
6	98	MARLI	FEMININA	6	1 Volta	1:49.842	HONDA	NOVA MUTUM	
7	2	VANESSA CLAAS	FEMININA	6	1 Volta	1:51.826	HONDA	CAMPO NOVO DO PAREC	GIGANET-ARGENTINO AUTO ELETRICA-FAZENDA G
8	46	LARISSA	FEMININA	6	1 Volta	1:57.613	HONDA	NOVA MUTUM	
JUVENIL									
1	69	GUILHERME CORDEIRO	JUVENIL	8		1:18.707	HONDA	SINOP	TROPICAL PNEUS-PIRELLI
2	129	TIAGO DOIDA	JUVENIL	8	19.831	1:19.909	HONDA	TANGARA DA SERRA	PATO RACING-DESTAKE FESTAS E EVENTOS
3	84	FELIPE SANTANA	JUVENIL	7	1 Volta	1:28.011	HONDA	BRASNORTE	RODAR AUTO PECAS/SICREED
4	284	VANTUIR RODRIGUES	JUVENIL	7	1 Volta	1:31.608	HONDA	BARRA DO BUGRES	FAZENDA PORTAL BARRA
5	66	LINCON BOTELHO	JUVENIL	7	1 Volta	1:28.915	HONDA	JUARA	TORNEARIA TORMAK
6	1	GUILHERME FERREIRA	JUVENIL	6	2 Voltas	1:33.450	KTM	BRASNORTE	TARCISO AGUIAR

Margin of Victory	Avg. Speed	Best Lap Tm	Best Speed	Best Lap by
19.831	49,485	1:18.707	52,600	69 - GUILHERME CORDEIRO

Cronometragem: MARCOS A. MANCINI - Diretor de Prova: JOCEMIR ZAMBONI

Orbits

www.mancini.esp.br



www.mylaps.com

enciado para: MANCINI CRONOMETRAGEM

MX LEMAMT - 3a ETAPA

JUVENIL/FEMININA (NAC)

C. Novo do Parecís - MT 1,150 Km

CORRIDA

28/07/2019 16:20

Corrida iniciado em 15:12:53

Lap	Lap Tm	Diff	Time of Day
(69) GUILHERME CORDEIRO			
1	1:21.145	+2.438	15:14:36.893
2	1:18.707		15:15:55.600
3	1:20.053	+1.346	15:17:15.653
4	1:21.606	+2.899	15:18:37.259
5	1:19.132	+0.425	15:19:56.391
6	1:22.052	+3.345	15:21:18.443
7	1:21.027	+2.320	15:22:39.470
8	1:23.787	+5.080	15:24:03.257
(129) TIAGO DOIDA			
1	1:21.606	+1.697	15:14:45.025
2	1:19.909		15:16:04.934
3	1:21.761	+1.852	15:17:26.695
4	1:26.704	+6.795	15:18:53.399
5	1:22.948	+3.039	15:20:16.347
6	1:20.903	+0.994	15:21:37.250
7	1:22.709	+2.800	15:22:59.959
8	1:23.129	+3.220	15:24:23.088
(84) FELIPE SANTANA			
1	1:32.844	+4.833	15:15:02.484
2	1:28.011		15:16:30.495
3	1:29.402	+1.391	15:17:59.897
4	1:28.540	+0.529	15:19:28.437
5	1:29.503	+1.492	15:20:57.940
6	1:32.906	+4.895	15:22:30.846
7	1:33.579	+5.568	15:24:04.425
(284) VANTUIR RODRIGUES			
1	1:34.884	+3.276	15:14:54.462
2	1:35.035	+3.427	15:16:29.497
3	1:35.238	+3.630	15:18:04.735
4	1:31.608		15:19:36.343
5	1:34.783	+3.175	15:21:11.126
6	1:35.170	+3.562	15:22:46.296
7	1:35.533	+3.925	15:24:21.829
(21) TALYA MARTA			
1	1:33.858		15:14:51.550
2	1:37.711	+3.853	15:16:29.261
3	1:37.598	+3.740	15:18:06.859
4	1:37.907	+4.049	15:19:44.766
5	1:39.482	+5.624	15:21:24.248
6	1:39.219	+5.361	15:23:03.467
7	1:35.934	+2.076	15:24:39.401
(66) LINCON BOTELHO			
1	1:31.978	+3.063	15:15:16.541
2	1:29.825	+0.910	15:16:46.366
3	2:19.361	+50.446	15:19:05.727
4	1:28.915		15:20:34.642
5	1:30.332	+1.417	15:22:04.974
6	1:33.457	+4.542	15:23:38.431
7	1:32.120	+3.205	15:25:10.551
(80) ANGELA GOFFI			
1	1:39.994		15:15:01.205
2	1:44.139	+4.145	15:16:45.344
3	1:43.744	+3.750	15:18:29.088
4	1:46.122	+6.128	15:20:15.210
5	1:46.398	+6.404	15:22:01.608
6	1:46.353	+6.359	15:23:47.961
7	1:47.089	+7.095	15:25:35.050

Lap	Lap Tm	Diff	Time of Day
(7) DAIANE ALVES			
1	1:51.168	+7.201	15:15:20.221
2	1:44.167	+0.200	15:17:04.388
3	1:46.948	+2.981	15:18:51.336
4	1:45.237	+1.270	15:20:36.573
5	1:43.967		15:22:20.540
6	1:46.000	+2.033	15:24:06.540
(41) SANDRA SOARES			
1	1:49.376	+4.661	15:15:15.929
2	1:46.068	+1.353	15:17:01.997
3	1:47.003	+2.288	15:18:49.000
4	1:44.715		15:20:33.715
5	1:48.979	+4.264	15:22:22.694
6	1:48.869	+4.154	15:24:11.563
(126) TATIANE DONIDA			
1	1:53.450	+8.785	15:15:21.919
2	1:45.646	+0.981	15:17:07.565
3	1:45.785	+1.120	15:18:53.350
4	1:44.665		15:20:38.015
5	2:04.944	+20.279	15:22:42.959
6	1:45.989	+1.324	15:24:28.948
(1) GUILHERME FERREIRA			
1	1:40.099	+6.649	15:15:07.694
2	1:38.274	+4.824	15:16:45.968
3	2:57.474	+1:24.024	15:19:43.442
4	1:36.337	+2.867	15:21:19.779
5	1:33.450		15:22:53.229
6	1:36.807	+3.357	15:24:30.036
(98) MARLI			
1	1:53.146	+3.304	15:15:21.247
2	1:50.684	+0.842	15:17:11.931
3	1:50.170	+0.328	15:19:02.101
4	1:51.616	+1.774	15:20:53.717
5	1:55.762	+5.920	15:22:49.479
6	1:49.842		15:24:39.321
(2) VANESSA CLAAS			
1	1:58.056	+6.230	15:15:28.749
2	1:52.256	+0.430	15:17:21.005
3	1:55.062	+3.236	15:19:16.067
4	1:51.826		15:21:07.893
5	1:54.938	+3.112	15:23:02.831
6	1:54.487	+2.661	15:24:57.318
(46) LARISSA			
1	2:00.679	+3.066	15:15:29.799
2	2:01.905	+4.292	15:17:31.704
3	2:03.427	+5.814	15:19:35.131
4	2:00.876	+3.263	15:21:36.007
5	2:03.128	+5.515	15:23:39.135
6	1:57.613		15:25:36.748

MX LEMAMT - 3a ETAPA

Classificado pela melhor volta

JUVENIL/FEMININA (NAC)

C. Novo do Parecis - MT 1,150 Km

TREINO CRONOMETRADO

28/07/2019 10:45

Qualificação iniciado em 11:04:11

Pos	No.	Piloto	Categ	M.Volta	Dif.	Moto	Cidade	Equipe
1	69	GUILHERME CORDEIRO	JUVENIL	1:15.759		HONDA	SINOP	TROPICAL PNEUS-PIRELLI
2	129	TIAGO DOIDA	JUVENIL	1:18.700	2.941	HONDA	TANGARA DA SERRA	PATO RACING-DESTAKE FESTAS E EVENTOS
3	84	FELIPE SANTANA	JUVENIL	1:27.833	12.074	HONDA	BRASNORTE	RODAR AUTO PECAS/SICREED
4	66	LINCON BOTELHO	JUVENIL	1:29.675	13.916	HONDA	JUARA	TORNEARIA TORMAK
5	284	VANTUIR RODRIGUES	JUVENIL	1:32.623	16.864	HONDA	BARRA DO BUGRES	FAZENDA PORTAL BARRA
6	1	GUILHERME FERREIRA	JUVENIL	1:36.111	20.352	KTM	BRASNORTE	TARCISO AGUIAR
7	21	TALYA MARTA	FEMININA	1:37.350	21.591	HONDA	BRASNORTE	SUPERMERCADO MORANDINI
8	80	ANGELA GOFFI	FEMININA	1:42.865	27.106	KTM	SORRISO	CERRADAO AGRICOLA
9	7	DAIANE ALVES	FEMININA	1:42.997	27.238	HONDA	SAPEZAL	POLIDO PREPARAÇÕES/GORDEIRA SEVEN
10	126	TATIANE DONIDA	FEMININA	1:44.825	29.066	HONDA	TANGARA DA SERRA	DESTAKE FESTAS E EVENTOS
11	41	SANDRA SOARES	FEMININA	1:45.494	29.735	HONDA	CAMPO NOVO DO PARECIS	ROGÉRIO DA CONSELVAN-CYBER MOTOS-TORNEARIA CAMPO
12	98	MARLI	FEMININA	1:49.469	33.710	HONDA	NOVA MUTUM	
13	2	VANESSA CLAAS	FEMININA	1:53.645	37.886	HONDA	CAMPO NOVO DO PARECIS	GIGANET-ARGENTINO AUTO ELETRICA-FAZENDA GUANABAR
14	46	LARISSA	FEMININA	2:07.357	51.598	HONDA	NOVA MUTUM	

MX LEMAMT - 3a ETAPA

JUVENIL/FEMININA (NAC)

C. Novo do Parecis - MT 1,150 Km

TREINO CRONOMETRADO

28/07/2019 10:45

Qualificação iniciado em 11:04:11

Lap	Lap Tm	Diff	Time of Day
(69) GUILHERME CORDEIRO			
1	1:21.933	+6.174	11:05:42.795
2	1:20.952	+5.193	11:07:03.747
3	1:32.513	+16.754	11:08:36.260
4	1:18.830	+3.071	11:09:55.090
5	1:19.171	+3.412	11:11:14.261
6	1:15.759		11:12:30.020
7	1:17.237	+1.478	11:13:47.257
8	1:16.832	+1.073	11:15:04.089

Lap	Lap Tm	Diff	Time of Day
(129) TIAGO DOIDA			
1	1:26.544	+7.844	11:05:49.437
2	1:22.056	+3.356	11:07:11.493
3	1:19.857	+1.157	11:08:31.350
4	1:18.700		11:09:50.050
5	1:25.572	+6.872	11:11:15.622
6	1:31.107	+12.407	11:12:46.729
7	1:35.434	+16.734	11:14:22.163
8	1:19.630	+0.930	11:15:41.793

Lap	Lap Tm	Diff	Time of Day
(84) FELIPE SANTANA			
1	2:06.946	+39.113	11:06:33.736
2	1:27.833		11:08:01.569
3	1:29.862	+2.029	11:09:31.431
4	1:28.928	+1.095	11:11:00.359
5	1:45.277	+17.444	11:12:45.636
6	1:28.766	+0.933	11:14:14.402
7	1:34.895	+7.062	11:15:49.297

Lap	Lap Tm	Diff	Time of Day
(66) LINCON BOTELHO			
1	1:45.288	+15.613	11:06:29.530
2	1:30.655	+0.980	11:08:00.185
3	1:42.887	+13.212	11:09:43.072
4	2:09.063	+39.388	11:11:52.135
5	1:30.965	+1.290	11:13:23.100
6	1:29.675		11:14:52.775

Lap	Lap Tm	Diff	Time of Day
(284) VANTUIR RODRIGUES			
1	1:51.258	+18.635	11:06:16.205
2	1:40.327	+7.704	11:07:56.532
3	1:38.010	+5.387	11:09:34.542
4	1:34.687	+2.064	11:11:09.229
5	1:32.623		11:12:41.852
6	1:36.272	+3.649	11:14:18.124
7	1:34.301	+1.678	11:15:52.425

Lap	Lap Tm	Diff	Time of Day
(1) GUILHERME FERREIRA			
1	1:53.683	+17.572	11:06:32.210
2	1:40.717	+4.606	11:08:12.927
3	1:36.111		11:09:49.038
4	1:38.763	+2.652	11:11:27.801
5	2:01.812	+25.701	11:13:29.613
6	1:39.738	+3.627	11:15:09.351

Lap	Lap Tm	Diff	Time of Day
(21) TALYA MARTA			
1	1:43.533	+6.183	11:07:14.415
2	1:38.447	+1.097	11:08:52.862
3	1:38.124	+0.774	11:10:30.986
4	1:37.350		11:12:08.336
5	1:38.323	+0.973	11:13:46.659
6	2:09.283	+31.933	11:15:55.942

Lap	Lap Tm	Diff	Time of Day
(80) ANGELA GOFFI			
1	1:50.521	+7.656	11:06:31.735
2	1:42.865		11:08:14.600

Lap	Lap Tm	Diff	Time of Day
3	2:07.239	+24.374	11:10:21.839
4	3:12.232	+1:29.367	11:13:34.071

Lap	Lap Tm	Diff	Time of Day
(7) DAIANE ALVES			
1	1:55.800	+12.803	11:06:44.943
2	1:53.800	+10.803	11:08:38.743
3	1:47.765	+4.768	11:10:26.508
4	1:44.406	+1.409	11:12:10.914
5	1:42.997		11:13:53.911

Lap	Lap Tm	Diff	Time of Day
(126) TATIANE DONIDA			
1	1:55.485	+10.660	11:06:33.265
2	1:55.255	+10.430	11:08:28.520
3	1:47.493	+2.668	11:10:16.013
4	1:44.825		11:12:00.838
5	2:23.964	+39.139	11:14:24.802
6	1:47.172	+2.347	11:16:11.974

Lap	Lap Tm	Diff	Time of Day
(41) SANDRA SOARES			
1	1:55.915	+10.421	11:06:31.497
2	1:55.024	+9.530	11:08:26.521
3	1:45.494		11:10:12.015
4	1:46.302	+0.808	11:11:58.317
5	1:47.091	+1.597	11:13:45.408
6	2:15.950	+30.456	11:16:01.358

Lap	Lap Tm	Diff	Time of Day
(98) MARLI			
1	2:05.434	+15.965	11:07:34.899
2	1:58.207	+8.738	11:09:33.106
3	1:52.085	+2.616	11:11:25.191
4	1:50.797	+1.328	11:13:15.988
5	1:49.469		11:15:05.457

Lap	Lap Tm	Diff	Time of Day
(2) VANESSA CLAAS			
1	2:09.972	+16.327	11:06:31.068
2	2:02.955	+9.310	11:08:34.023
3	1:56.606	+2.961	11:10:30.629
4	1:53.645		11:12:24.274
5	1:54.240	+0.595	11:14:18.514
6	1:54.701	+1.056	11:16:13.215

Lap	Lap Tm	Diff	Time of Day
(46) LARISSA			
1	2:25.479	+18.122	11:07:39.051
2	2:07.357		11:09:46.408
3	2:11.996	+4.639	11:11:58.404
4	2:09.847	+2.490	11:14:08.251

MX LEMAMT - 3a ETAPA

Classificado por voltas

MIRIM

C. Novo do Parecis - MT 1,150 Km

CORRIDA

28/07/2019 14:40

Corrida iniciado em 12:56:52

Pos	No.	Piloto	Categ	Volta	Diff	M.Volta	Moto	Cidade	Equipe
1	1	GUI FERREIRA	MIRIM	7		1:33.070	KTM	BRASNORTE	TARCISO AGUIAR/VISUAL ÓTICA/SUPERMERCADO
2	29	JOAO GABRIEL JUQUINI	MIRIM	7	31.557	1:39.478	HONDA	NOVA MUTUM	POSTOS BEM BRASIL
3	111	OTÁVIO ROMERO	MIRIM	7	1:20.868	1:43.296	KAWASAKI	JUARA	BORRACHARIA DO JEREBA
4	15	RATINHO	MIRIM	7	1:50.026	1:46.468	KTM	JUARA	
5	11	RUAN VIEIRA ALVES	MIRIM	5	2 Voltas	2:13.424	HONDA	NOVA MARINGA	TORNEARIA AUTO SOCORRO SERGINHO

Margin of Victory

Avg. Speed

Best Lap Tm

Best Speed

Best Lap by

31.557

41,946

1:33.070

44,483

1 - GUI FERREIRA

Cronometragem: MARCOS A. MANCINI - Diretor de Prova: JOCEMIR ZAMBONI

Orbits

www.mancini.esp.br

MX LEMAMT - 3a ETAPA


MIRIM

C. Novo do Parecis - MT 1,150 Km

CORRIDA

28/07/2019 14:40

Corrida iniciado em 12:56:52



Lap	Lap Tm	Diff	Time of Day
(1) GUI FERREIRA			
1	1:35.405	+2.335	12:58:41.381
2	1:33.070		13:00:14.451
3	1:35.017	+1.947	13:01:49.468
4	1:36.960	+3.890	13:03:26.428
5	1:38.035	+4.965	13:05:04.463
6	1:37.810	+4.740	13:06:42.273
7	1:40.744	+7.674	13:08:23.017
(29) JOAO GABRIEL JUQUINHA			
1	1:39.478		12:58:44.784
2	1:41.029	+1.551	13:00:25.813
3	1:41.426	+1.948	13:02:07.239
4	1:41.415	+1.937	13:03:48.654
5	1:42.151	+2.673	13:05:30.805
6	1:40.798	+1.320	13:07:11.603
7	1:42.971	+3.493	13:08:54.574
(111) OTÁVIO ROMERO			
1	1:51.731	+8.435	12:59:03.114
2	1:43.296		13:00:46.410
3	1:48.504	+5.208	13:02:34.914
4	1:46.869	+3.573	13:04:21.783
5	1:47.489	+4.193	13:06:09.272
6	1:46.668	+3.372	13:07:55.940
7	1:47.945	+4.649	13:09:43.885
(15) RATINHO			
1	1:52.338	+5.870	12:59:01.727
2	1:50.996	+4.528	13:00:52.723
3	1:47.870	+1.402	13:02:40.593
4	1:49.486	+3.018	13:04:30.079
5	1:47.811	+1.343	13:06:17.890
6	1:46.468		13:08:04.358
7	2:08.685	+22.217	13:10:13.043
(11) RUAN VIEIRA ALVES			
1	2:14.772	+1.348	12:59:30.502
2	3:31.933	+1:18.509	13:03:02.435
3	2:19.793	+6.369	13:05:22.228
4	2:16.283	+2.859	13:07:38.511
5	2:13.424		13:09:51.935

Lap	Lap Tm	Diff	Time of Day
-----	--------	------	-------------

Lap	Lap Tm	Diff	Time of Day
-----	--------	------	-------------

MX LEMAMT - 3a ETAPA

Classificado pela melhor volta

MIRIM

C. Novo do Parecis - MT 1,150 Km

TREINO CRONOMETRADO

28/07/2019 09:30

Qualificação iniciado em 9:33:52

Pos	No.	Piloto	Categ	M.Volta	Dif.	Moto	Cidade	Equipe
1	1	GUI FERREIRA	MIRIM	1:37.869		KTM	BRASNORTE	TARCISO AGUIAR/VISUAL ÓTICA/SUPERMERCADO BOM LAR
2	29	JOAO GABRIEL JUQUINH	MIRIM	1:42.078	4.209	HONDA	NOVA MUTUM	POSTOS BEM BRASIL
3	111	OTÁVIO ROMERO	MIRIM	1:49.603	11.734	KAWASAKI	JUARA	BORRACHARIA DO JEREBA
4	11	RUAN VIEIRA ALVES	MIRIM	2:27.334	49.465	HONDA	NOVA MARINGA	TORNEARIA AUTO SOCORRO SERGINHO
5	15	RATINHO	MIRIM			KTM	JUARA	

MX LEMAMT - 3a ETAPA


MIRIM

C. Novo do Parecis - MT 1,150 Km

TREINO CRONOMETRADO

28/07/2019 09:30

Qualificação iniciado em 9:33:52



Lap	Lap Tm	Diff	Time of Day
(1) GUI FERREIRA			
1	1:47.718	+9.849	9:36:05.107
2	1:37.869		9:37:42.976
3	1:38.175	+0.306	9:39:21.151
4	1:51.869	+14.000	9:41:13.020
(29) JOAO GABRIEL JUQUINHA			
1	1:45.286	+3.208	9:36:07.935
2	1:42.078		9:37:50.013
3	2:07.371	+25.293	9:39:57.384
4	1:43.201	+1.123	9:41:40.585
(111) OTÁVIO ROMERO			
1	1:58.375	+8.772	9:36:16.514
2	1:50.565	+0.962	9:38:07.079
3	1:49.603		9:39:56.682
4	1:51.908	+2.305	9:41:48.590
(11) RUAN VIEIRA ALVES			
1	2:39.215	+11.881	9:37:02.757
2	2:32.432	+5.098	9:39:35.189
3	2:27.334		9:42:02.523

Lap Lap Tm Diff Time of Day

Lap Lap Tm Diff Time of Day

MX LEMAMT - 3a ETAPA

Classificado por voltas

MX 250

C. Novo do Parecis - MT 1,150 Km

CORRIDA

28/07/2019 16:40

Corrida iniciado em 15:50:03

Pos	No.	Piloto	Categ	Volta	Diff	M.Volta	Moto	Cidade	Equipe
1	90	CLEITON BORGES	MX 250 (IMP)	13		1:09.592	YAMAHA	SINOP	SINOP SUSPENSÃO-USE MOTOS CONCESSIONÁRIA
2	55	MARCOS ALEXANDRE	MX 250 (IMP)	13	24.960	1:10.451	KAWASAKI	SINOP	PADOCK MOTOS KAWASAKI/MOTOCUBE SINOP/PO
3	722	MATHEUS CORDEIRO	MX 250 (IMP)	13	34.709	1:11.781	KAWASAKI	SINOP	TROPICAL PNEUS/PIRELLI/CASA DAS MOTOS/PAUL
4	18	LEO ATILIO	MX 250 (IMP)	13	40.556	1:12.054	YAMAHA	SINOP	TOMAZ MX SCHOOL-NORTON MOTOR RACING-AMÉ
5	68	DEKINHA	MX 250 (IMP)	13	58.364	1:13.886	HONDA	4 MARCOS	MOVEIS MATO GROSSO
6	187	JACSON CARDOSO	MX 250 (IMP)	13	1:00.195	1:14.355	YAMAHA	VILHENA	NORTON PREPARAÇÕES/LDG GRAFICOS
7	11	JONAS NETO	MX 250 (IMP)	13	1:09.489	1:12.787	KAWASAKI	SINOP	MR MOTOS/JNN TEIXEIRA
8	83	ADRIANO REMOR	MX 250 (IMP)	11	2 Voltas	1:19.005	KAWASAKI	NOVA MUTUM	

Não classificado (75% = 10 Voltas)

192	ANDRE LIMA VIANA	MX 250 (IMP)	5	8 Voltas	1:24.272	HONDA	NOVA MUTUM	
27	EDUARDO XAVIER	MX 250 (IMP)	4	9 Voltas	1:33.786	YAMAHA	PORTO DOS GAÚCHOS	SOYAGRO

Margin of Victory	Avg. Speed	Best Lap Tm	Best Speed	Best Lap by
24.960	56,956	1:09.592	59,490	90 - CLEITON BORGES

Cronometragem: MARCOS A. MANCINI - Diretor de Prova: JOCEMIR ZAMBONI

Orbits

www.mancini.esp.br



www.mylaps.com

enciado para: MANCINI CRONOMETRAGEM

MX LEMAMT - 3a ETAPA

MX 250

C. Novo do Parecís - MT 1,150 Km

CORRIDA

28/07/2019 16:40

Corrida iniciado em 15:50:03

Lap	Lap Tm	Diff	Time of Day
(90) CLEITON BORGES			
1	1:11.081	+1.489	15:51:35.015
2	1:09.592		15:52:44.607
3	1:10.501	+0.909	15:53:55.108
4	1:10.021	+0.429	15:55:05.129
5	1:10.365	+0.773	15:56:15.494
6	1:10.389	+0.797	15:57:25.883
7	1:09.988	+0.396	15:58:35.871
8	1:11.175	+1.583	15:59:47.046
9	1:10.925	+1.333	16:00:57.971
10	1:11.417	+1.825	16:02:09.388
11	1:11.167	+1.575	16:03:20.555
12	1:12.986	+3.394	16:04:33.541
13	1:14.493	+4.901	16:05:48.034

Lap	Lap Tm	Diff	Time of Day
(55) MARCOS ALEXANDRE			
1	1:11.143	+0.692	15:51:34.498
2	1:10.665	+0.214	15:52:45.163
3	1:10.601	+0.150	15:53:55.764
4	1:12.087	+1.636	15:55:07.851
5	1:10.451		15:56:18.302
6	1:11.470	+1.019	15:57:29.772
7	1:12.745	+2.294	15:58:42.517
8	1:10.896	+0.445	15:59:53.413
9	1:12.104	+1.653	16:01:05.517
10	1:11.698	+1.247	16:02:17.215
11	1:16.191	+5.740	16:03:33.406
12	1:17.661	+7.210	16:04:51.067
13	1:21.927	+11.476	16:06:12.994

Lap	Lap Tm	Diff	Time of Day
(722) MATHEUS CORDEIRO			
1	1:15.138	+3.357	15:51:40.172
2	1:13.481	+1.700	15:52:53.653
3	1:13.310	+1.529	15:54:06.963
4	1:11.887	+0.106	15:55:18.850
5	1:11.781		15:56:30.631
6	1:14.158	+2.377	15:57:44.789
7	1:13.998	+2.217	15:58:58.787
8	1:13.859	+2.078	16:00:12.646
9	1:12.944	+1.163	16:01:25.590
10	1:13.965	+2.184	16:02:39.555
11	1:14.573	+2.792	16:03:54.128
12	1:13.547	+1.766	16:05:07.675
13	1:15.068	+3.287	16:06:22.743

Lap	Lap Tm	Diff	Time of Day
(18) LEO ATILIO			
1	1:16.300	+4.246	15:51:48.143
2	1:13.871	+1.817	15:53:02.014
3	1:13.123	+1.069	15:54:15.137
4	1:13.336	+1.282	15:55:28.473
5	1:14.513	+2.459	15:56:42.986
6	1:13.082	+1.028	15:57:56.068
7	1:13.888	+1.834	15:59:09.956
8	1:14.203	+2.149	16:00:24.159
9	1:12.054		16:01:36.213
10	1:12.242	+0.188	16:02:48.455
11	1:13.416	+1.362	16:04:01.871
12	1:12.499	+0.445	16:05:14.370
13	1:14.220	+2.166	16:06:28.590

Lap	Lap Tm	Diff	Time of Day
(68) DEKINHA			
1	1:13.937	+0.051	15:51:38.441
2	1:13.886		15:52:52.327
3	1:16.119	+2.233	15:54:08.446
4	1:17.703	+3.817	15:55:26.149

Lap	Lap Tm	Diff	Time of Day
5	1:16.341	+2.455	15:56:42.490
6	1:16.338	+2.452	15:57:58.828
7	1:15.254	+1.368	15:59:14.082
8	1:15.416	+1.530	16:00:29.498
9	1:15.049	+1.163	16:01:44.547
10	1:15.190	+1.304	16:02:59.737
11	1:16.742	+2.856	16:04:16.479
12	1:14.526	+0.640	16:05:31.005
13	1:15.393	+1.507	16:06:46.398

Lap	Lap Tm	Diff	Time of Day
(187) JACSON CARDOSO			
1	1:15.909	+1.554	15:51:42.348
2	1:16.360	+2.005	15:52:58.708
3	1:15.300	+0.945	15:54:14.008
4	1:15.532	+1.177	15:55:29.540
5	1:14.920	+0.565	15:56:44.460
6	1:15.305	+0.950	15:57:59.765
7	1:15.417	+1.062	15:59:15.182
8	1:15.700	+1.345	16:00:30.882
9	1:15.174	+0.819	16:01:46.056
10	1:14.355		16:03:00.411
11	1:17.094	+2.739	16:04:17.505
12	1:14.692	+0.337	16:05:32.197
13	1:16.032	+1.677	16:06:48.229

Lap	Lap Tm	Diff	Time of Day
(11) JONAS NETO			
1	1:15.825	+3.038	15:51:54.708
2	1:14.436	+1.649	15:53:09.144
3	1:13.355	+0.568	15:54:22.499
4	1:13.398	+0.611	15:55:35.897
5	1:12.787		15:56:48.684
6	1:15.050	+2.263	15:58:03.734
7	1:14.742	+1.955	15:59:18.476
8	1:14.596	+1.809	16:00:33.072
9	1:17.124	+4.337	16:01:50.196
10	1:15.987	+3.200	16:03:06.183
11	1:14.880	+2.093	16:04:21.063
12	1:15.609	+2.822	16:05:36.672
13	1:20.851	+8.064	16:06:57.523

Lap	Lap Tm	Diff	Time of Day
(83) ADRIANO REMOR			
1	1:19.005		15:51:45.264
2	1:43.997	+24.992	15:53:29.261
3	1:22.790	+3.785	15:54:52.051
4	1:21.525	+2.520	15:56:13.576
5	1:23.293	+4.288	15:57:36.869
6	1:23.730	+4.725	15:59:00.599
7	1:23.628	+4.623	16:00:24.227
8	1:25.624	+6.619	16:01:49.851
9	1:25.289	+6.284	16:03:15.140
10	1:23.665	+4.660	16:04:38.805
11	1:26.626	+7.621	16:06:05.431

Lap	Lap Tm	Diff	Time of Day
(192) ANDRE LIMA VIANA			
1	1:24.272		15:51:53.137
2	1:26.510	+2.238	15:53:19.647
3	1:27.528	+3.256	15:54:47.175
4	1:25.883	+1.611	15:56:13.058
5	1:29.617	+5.345	15:57:42.675

Lap	Lap Tm	Diff	Time of Day
(27) EDUARDO XAVIER			
1	1:34.760	+0.974	15:52:05.038
2	1:33.786		15:53:38.824
3	1:41.933	+8.147	15:55:20.757
4	1:43.122	+9.336	15:57:03.879

MX LEMAMT - 3a ETAPA

Classificado pela melhor volta

MX 250

C. Novo do Parecis - MT 1,150 Km

TREINO CRONOMETRADO

28/07/2019 11:00

Qualificação iniciado em 11:18:46

Pos	No.	Piloto	Categ	M.Volta	Dif.	Moto	Cidade	Equipe
1	55	MARCOS ALEXANDRE	MX 250 (IMP)	1:07.683		KAWASAKI	SINOP	PADOCK MOTOS KAWASAKI/MOTOCLUBE SINOP/POSTOS BEN
2	90	CLEITON BORGES	MX 250 (IMP)	1:08.420	0.737	YAMAHA	SINOP	SINOP SUSPENSÃO-USE MOTOS CONCESSIONÁRIA OFF ROAD
3	18	LEO ATILIO	MX 250 (IMP)	1:09.828	2.145	YAMAHA	SINOP	TOMAZ MX SCHOOL-NORTON MOTOR RACING-AMÉRICA RAC
4	11	JONAS NETO	MX 250 (IMP)	1:10.014	2.331	KAWASAKI	SINOP	MR MOTOS/JNN TEIXEIRA
5	192	ANDRE LIMA VIANA	MX 250 (IMP)	1:10.234	2.551	HONDA	NOVA MUTUM	
6	68	DEKINHA	MX 250 (IMP)	1:11.588	3.905	HONDA	4 MARCOS	MOVEIS MATO GROSSO
7	722	MATHEUS CORDEIRO	MX 250 (IMP)	1:11.689	4.006	KAWASAKI	SINOP	TROPICAL PNEUS/PIRELLI/CASA DAS MOTOS/PAULINHO MOT
8	187	JACSON CARDOSO	MX 250 (IMP)	1:12.021	4.338	YAMAHA	VILHENA	NORTON PREPARAÇÕES/LDG GRAFICOS
9	83	ADRIANO REMOR	MX 250 (IMP)	1:15.983	8.300	KAWASAKI	NOVA MUTUM	
10	27	EDUARDO XAVIER	MX 250 (IMP)	1:31.972	24.289	YAMAHA	PORTO DOS GAÚCHOS	SOYAGRO

MX LEMAMT - 3a ETAPA


MX 250

C. Novo do Parecis - MT 1,150 Km

TREINO CRONOMETRADO

28/07/2019 11:00

Qualificação iniciado em 11:18:46



Lap	Lap Tm	Diff	Time of Day
(55) MARCOS ALEXANDRE			
1	1:07.683		11:20:46.547
2	1:19.560	+11.877	11:22:06.107
3	1:08.683	+1.000	11:23:14.790
4	1:18.982	+11.299	11:24:33.772
5	1:08.048	+0.365	11:25:41.820
6	1:25.594	+17.911	11:27:07.414
7	1:09.508	+1.825	11:28:16.922
(90) CLEITON BORGES			
1	1:34.834	+26.414	11:22:10.139
2	1:24.085	+15.665	11:23:34.224
3	1:22.287	+13.867	11:24:56.511
4	1:18.420	+10.000	11:26:14.931
5	1:08.420		11:27:23.351
6	1:25.047	+16.627	11:28:48.398
(18) LEO ATILIO			
1	1:11.247	+1.419	11:21:04.982
2	1:12.413	+2.585	11:22:17.395
3	1:10.622	+0.794	11:23:28.017
4	1:11.063	+1.235	11:24:39.080
5	1:09.828		11:25:48.908
6	2:07.340	+57.512	11:27:56.248
(11) JONAS NETO			
1	1:19.301	+9.287	11:21:03.616
2	1:25.108	+15.094	11:22:28.724
3	1:10.014		11:23:38.738
4	1:11.693	+1.679	11:24:50.431
5	1:10.374	+0.360	11:26:00.805
6	2:04.102	+54.088	11:28:04.907
(192) ANDRE LIMA VIANA			
1	1:24.715	+14.481	11:21:46.706
2	1:30.664	+20.430	11:23:17.370
3	1:10.234		11:24:27.604
4	1:25.027	+14.793	11:25:52.631
5	1:26.818	+16.584	11:27:19.449
(68) DEKNHA			
1	1:14.440	+2.852	11:20:10.019
2	1:12.195	+0.607	11:21:22.214
3	1:34.258	+22.670	11:22:56.472
4	1:58.106	+46.518	11:24:54.578
5	1:11.588		11:26:06.166
(722) MATHEUS CORDEIRO			
1	1:14.894	+3.205	11:20:33.765
2	1:13.167	+1.478	11:21:46.932
3	1:12.829	+1.140	11:22:59.761
4	1:11.689		11:24:11.450
5	1:11.968	+0.279	11:25:23.418
6	1:16.593	+4.904	11:26:40.011
7	1:20.668	+8.979	11:28:00.679
(187) JACSON CARDOSO			
1	1:28.665	+16.644	11:20:48.445
2	1:13.537	+1.516	11:22:01.982
3	1:14.650	+2.629	11:23:16.632
4	1:25.383	+13.362	11:24:42.015
5	3:01.895	+1:49.874	11:27:43.910
6	1:12.021		11:28:55.931
(83) ADRIANO REMOR			

Lap	Lap Tm	Diff	Time of Day
1	1:18.036	+2.053	11:21:18.373
2	1:17.641	+1.658	11:22:36.014
3	1:15.983		11:23:51.997
4	1:18.455	+2.472	11:25:10.452
5	1:18.047	+2.064	11:26:28.499
6	1:19.418	+3.435	11:27:47.917
7	1:25.935	+9.952	11:29:13.852
(27) EDUARDO XAVIER			
1	1:31.972		11:21:43.980
2	1:34.730	+2.758	11:23:18.710

MX LEMAMT - 3a ETAPA

Classificado por voltas

MX EXTRA B

C. Novo do Parecis - MT 1,150 Km

CORRIDA

28/07/2019 17:00

Corrida iniciado em 16:24:20

Pos	No.	Piloto	Categ	Volta	Diff	M.Volta	Moto	Cidade	Equipe
1	7	HEMERSON MEDEIROS	MX EXTRA B (IMP)	11		1:19.501	YAMAHA	CONQUISTA DO OESTE	RL MOTOS-PREFEITURA DE CONQUISTA DO OESTE-I
2	20	EDUARDO ARGENTA	MX EXTRA B (IMP)	11	5.673	1:19.538	YAMAHA	VILHENA	THERMO CHECK REFRIGERAÇÃO/IRMAOS FIORIO//
3	77	ITAMAR TADEU	MX EXTRA B (IMP)	11	6.274	1:18.968	YAMAHA	CACOAL	ITF MULTIMARCAS-TOMAZ MX SCHOOL
4	21	JEAN RICARDO BACH	MX EXTRA B (IMP)	11	7.291	1:19.525	YAMAHA	CAMPO NOVO DOS PARE	PIZZARIA BITANI/MRV AGRÍCOLA/DROGACITY
5	38	ICARO CABRAL	MX EXTRA B (IMP)	11	8.152	1:17.771	HONDA	SAPEZAL	
6	721	GUILHERME CORDEIRO	MX EXTRA B (IMP)	11	8.254	1:16.929	KAWASAKI	SINOP	TROPICAL PNEUS/PIRELLI/CASA DAS MOTOS/PAUL
7	4	DIEGO UGOLINI	MX EXTRA B (IMP)	11	9.057	1:16.412	KAWASAKI	NOVA MUTUM	POSTOS BEM BRASIL
8	320	LEONARDO SIMIONI	MX EXTRA B (IMP)	11	37.922	1:20.423	HONDA	MARCELÂNDIA	PAI
9	92	RUI TAVARES	MX EXTRA B (IMP)	11	47.039	1:21.953	HONDA	VILHENA	LUNENDER/NORTON PREPARACOES
10	2	RODRIGO FERREIRA MO	MX EXTRA B (IMP)	11	48.778	1:22.723	HONDA	BARRA DO BUGRES	TRANS MOREIRA
11	122	MARCELO PERONDI	MX EXTRA B (IMP)	11	52.269	1:18.517	YAMAHA	VILHENA	COYOTS MOTOS
12	52	LUIZ CARLOS SCHIMIT	MX EXTRA B (IMP)	11	1:09.443	1:23.317	HONDA	PORTO DOS GAUCHOS	
13	51	RICARDO ALEXANDRE B	MX EXTRA B (IMP)	11	1:11.999	1:24.083	KAWASAKI	LUCAS DO RIO VERDE	KISPETO-AMÉRICA RACING
14	129	TIAGO DONIDA	MX EXTRA B (IMP)	11	1:13.687	1:24.425	HONDA	TANGARA DA SERRA	PATO RACING-DESTAKE FESTAS E EVENTOS
15	440	ADALBERTO MACHADO	MX EXTRA B (IMP)	11	1:18.492	1:23.084	KAWASAKI	VILHENA	POSTO DE MOLAS ROMA/CHURROS TORNO SOLDA
16	69	DECAO	MX EXTRA B (IMP)	11	1:19.967	1:22.664	YAMAHA	4 MARCOS	MOVEIS MATO GROSSO
17	19	BALA	MX EXTRA B (IMP)	10	1 Volta	1:21.999	HONDA	VILHENA	ARENA FITNESS-NORTON PREPARAÇÕES
18	23	LUIS CESAR SIQUEIRA	MX EXTRA B (IMP)	10	1 Volta	1:20.665	KAWASAKI	TANGARÁ DA SERRA	

Não classificado (75% = 9 Voltas)

133	MURILO MASSARELLI	MX EXTRA B (IMP)	6	5 Voltas	1:27.791	YAMAHA	VILHENA	WM TRANSPORTES
251	TOBER PAVAN	MX EXTRA B (IMP)	5	6 Voltas	1:25.239	KTM	LUCAS DO RIO VERDE	AMÉRICA RACING
83	PABLO CARDOSO	MX EXTRA B (IMP)	5	6 Voltas	1:19.714	KAWASAKI	CAMPO NOVO DO PAREC	BLACK HOOKAH RAYA
29	JULIANO JUCA	MX EXTRA B (IMP)	3	8 Voltas	1:25.469	HONDA	NOVA MUTUM	POSTOS BEM BRASIL-ESPOSA SABRINA
65	ERIC	MX EXTRA B (IMP)	2	9 Voltas	1:33.997	KAWASAKI	TANGARA DA SERRA	

Margin of Victory

Avg. Speed

Best Lap Tm

Best Speed

Best Lap by

5.673

50,113

1:16.412

54,180

4 - DIEGO UGOLINI

Cronometragem: MARCOS A. MANCINI - Diretor de Prova: JOCEMIR ZAMBONI

Orbits

www.mancini.esp.br



www.mylaps.com

enciado para: MANCINI CRONOMETRAGEM

MX LEMAMT - 3a ETAPA

MX EXTRA B

C. Novo do Parecis - MT 1,150 Km

CORRIDA

28/07/2019 17:00

Corrida iniciado em 16:24:20

Lap	Lap Tm	Diff	Time of Day
(7) HEMERSON MEDEIROS			
1	1:19.913	+0.412	16:26:02.563
2	1:20.154	+0.653	16:27:22.717
3	1:19.979	+0.478	16:28:42.696
4	1:19.604	+0.103	16:30:02.300
5	1:20.833	+1.332	16:31:23.133
6	1:19.725	+0.224	16:32:42.858
7	1:19.501		16:34:02.359
8	1:19.866	+0.365	16:35:22.225
9	1:20.403	+0.902	16:36:42.628
10	1:21.756	+2.255	16:38:04.384
11	1:24.718	+5.217	16:39:29.102

(20) EDUARDO ARGENTA			
1	1:22.011	+2.473	16:26:05.845
2	1:23.022	+3.484	16:27:28.867
3	1:21.464	+1.926	16:28:50.331
4	1:20.957	+1.419	16:30:11.288
5	1:20.561	+1.023	16:31:31.849
6	1:20.724	+1.186	16:32:52.573
7	1:20.489	+0.951	16:34:13.062
8	1:21.622	+2.084	16:35:34.684
9	1:19.986	+0.448	16:36:54.670
10	1:20.567	+1.029	16:38:15.237
11	1:19.538		16:39:34.775

(77) ITAMAR TADEU			
1	1:24.734	+5.766	16:26:09.141
2	1:24.062	+5.094	16:27:33.203
3	1:21.447	+2.479	16:28:54.650
4	1:20.872	+1.904	16:30:15.522
5	1:21.066	+2.098	16:31:36.588
6	1:20.207	+1.239	16:32:56.795
7	1:18.968		16:34:15.763
8	1:19.744	+0.776	16:35:35.507
9	1:19.902	+0.934	16:36:55.409
10	1:20.366	+1.398	16:38:15.775
11	1:19.601	+0.633	16:39:35.376

(21) JEAN RICARDO BACH			
1	1:22.452	+2.927	16:26:09.852
2	1:20.691	+1.166	16:27:30.543
3	1:21.663	+2.138	16:28:52.206
4	1:20.382	+0.857	16:30:12.588
5	1:21.149	+1.624	16:31:33.737
6	1:19.554	+0.029	16:32:53.291
7	1:20.161	+0.636	16:34:13.452
8	1:22.865	+3.340	16:35:36.317
9	1:19.525		16:36:55.842
10	1:20.521	+0.996	16:38:16.363
11	1:20.030	+0.505	16:39:36.393

(38) ICARO CABRAL			
1	1:22.065	+4.294	16:26:07.011
2	1:24.625	+6.854	16:27:31.636
3	1:19.030	+1.259	16:28:50.666
4	1:20.927	+3.156	16:30:11.593
5	1:29.116	+11.345	16:31:40.709
6	1:20.275	+2.504	16:33:00.984
7	1:20.446	+2.675	16:34:21.430
8	1:18.147	+0.376	16:35:39.577
9	1:19.835	+2.064	16:36:59.412
10	1:17.771		16:38:17.183
11	1:20.071	+2.300	16:39:37.254

Lap	Lap Tm	Diff	Time of Day
(721) GUILHERME CORDEIRO			
1	1:25.216	+8.287	16:26:16.498
2	1:23.320	+6.391	16:27:39.818
3	1:22.305	+5.376	16:29:02.123
4	1:21.277	+4.348	16:30:23.400
5	1:20.982	+4.053	16:31:44.382
6	1:22.206	+5.277	16:33:06.588
7	1:16.929		16:34:23.517
8	1:18.041	+1.112	16:35:41.558
9	1:18.337	+1.408	16:36:59.895
10	1:17.932	+1.003	16:38:17.827
11	1:19.529	+2.600	16:39:37.356

(4) DIEGO UGOLINI			
1	1:27.702	+11.290	16:26:15.058
2	1:24.180	+7.768	16:27:39.238
3	1:22.289	+5.877	16:29:01.527
4	1:21.262	+4.850	16:30:22.789
5	1:21.350	+4.938	16:31:44.139
6	1:21.909	+5.497	16:33:06.048
7	1:20.431	+4.019	16:34:26.479
8	1:19.158	+2.746	16:35:45.637
9	1:18.315	+1.903	16:37:03.952
10	1:17.795	+1.383	16:38:21.747
11	1:16.412		16:39:38.159

(320) LEONARDO SIMIONI			
1	1:24.742	+4.319	16:26:08.061
2	1:21.845	+1.422	16:27:29.906
3	1:21.738	+1.315	16:28:51.644
4	1:33.627	+13.204	16:30:25.271
5	1:21.406	+0.983	16:31:46.677
6	1:22.702	+2.279	16:33:09.379
7	1:21.765	+1.342	16:34:31.144
8	1:20.684	+0.261	16:35:51.828
9	1:20.423		16:37:12.251
10	1:24.851	+4.428	16:38:37.102
11	1:29.922	+9.499	16:40:07.024

(92) RUI TAVARES			
1	1:24.967	+3.014	16:26:11.561
2	1:22.822	+0.869	16:27:34.383
3	1:21.953		16:28:56.336
4	1:23.198	+1.245	16:30:19.534
5	1:24.013	+2.060	16:31:43.547
6	1:25.317	+3.364	16:33:08.864
7	1:26.214	+4.261	16:34:35.078
8	1:26.219	+4.266	16:36:01.297
9	1:26.222	+4.269	16:37:27.519
10	1:25.034	+3.081	16:38:52.553
11	1:23.588	+1.635	16:40:16.141

(2) RODRIGO FERREIRA MOREIRA			
1	1:25.714	+2.991	16:26:13.555
2	1:24.261	+1.538	16:27:37.816
3	1:27.055	+4.332	16:29:04.871
4	1:23.705	+0.982	16:30:28.576
5	1:24.120	+1.397	16:31:52.696
6	1:24.574	+1.851	16:33:17.270
7	1:22.723		16:34:39.993
8	1:23.930	+1.207	16:36:03.923
9	1:24.167	+1.444	16:37:28.090
10	1:24.541	+1.818	16:38:52.631
11	1:25.249	+2.526	16:40:17.880

(122) MARCELO PERONDI			
------------------------------	--	--	--

Lap	Lap Tm	Diff	Time of Day
1	1:22.590	+4.073	16:26:06.415
2	1:42.055	+23.538	16:27:48.470
3	1:54.132	+35.615	16:29:42.602
4	1:21.351	+2.834	16:31:03.953
5	1:19.830	+1.313	16:32:23.783
6	1:18.517		16:33:42.300
7	1:18.839	+0.322	16:35:01.139
8	1:20.668	+2.151	16:36:21.807
9	1:19.191	+0.674	16:37:40.998
10	1:20.679	+2.162	16:39:01.677
11	1:19.694	+1.177	16:40:21.371

(52) LUIZ CARLOS SCHIMIT			
1	1:30.668	+7.351	16:26:23.536
2	1:27.358	+4.041	16:27:50.894
3	1:28.499	+5.182	16:29:19.393
4	1:24.814	+1.497	16:30:44.207
5	1:25.422	+2.105	16:32:09.629
6	1:25.544	+2.227	16:33:35.173
7	1:25.792	+2.475	16:35:00.965
8	1:25.602	+2.285	16:36:26.567
9	1:23.862	+0.545	16:37:50.429
10	1:23.317		16:39:13.746
11	1:24.799	+1.482	16:40:38.545

(51) RICARDO ALEXANDRE BALENA (CATARINA)			
1	1:30.442	+6.359	16:26:20.733
2	1:26.684	+2.601	16:27:47.417
3	1:27.394	+3.311	16:29:14.811
4	1:26.164	+2.081	16:30:40.975
5	1:26.740	+2.657	16:32:07.715
6	1:26.286	+2.203	16:33:34.001
7	1:25.242	+1.159	16:34:59.243
8	1:26.164	+2.081	16:36:25.407
9	1:27.126	+3.043	16:37:52.533
10	1:24.083		16:39:16.616
11	1:24.485	+0.402	16:40:41.101

(129) TIAGO DONIDA			
1	1:34.988	+10.563	16:26:27.013
2	1:28.306	+3.881	16:27:55.319
3	1:26.914	+2.489	16:29:22.233
4	1:26.477	+2.052	16:30:48.710
5	1:24.830	+0.405	16:32:13.540
6	1:24.708	+0.283	16:33:38.248
7	1:25.033	+0.608	16:35:03.281
8	1:24.425		16:36:27.706
9	1:25.619	+1.194	16:37:53.325
10	1:24.542	+0.117	16:39:17.867
11	1:24.922	+0.497	16:40:42.789

(440) ADALBERTO MACHADO			
1	1:25.108	+2.024	16:26:26.063
2	1:25.991	+2.907	16:27:52.054
3	1:24.754	+1.670	16:29:16.808
4	1:25.319	+2.235	16:30:42.127
5	1:23.946	+0.862	16:32:06.073
6	1:23.534	+0.450	16:33:29.607
7	1:23.511	+0.427	16:34:53.118
8	1:23.084		16:36:16.202
9	1:24.652	+1.568	16:37:40.854
10	1:42.553	+19.469	16:39:23.407
11	1:24.187	+1.103	16:40:47.594

(69) DECAO			
1	1:25.589	+2.925	16:26:46.353

MX LEMAMT - 3a ETAPA


MX EXTRA B

C. Novo do Parecis - MT 1,150 Km

CORRIDA

28/07/2019 17:00

Corrida iniciado em 16:24:20



Lap	Lap Tm	Diff	Time of Day
2	1:25.332	+2.668	16:28:11.685
3	1:26.258	+3.594	16:29:37.943
4	1:24.254	+1.590	16:31:02.197
5	1:24.133	+1.469	16:32:26.330
6	1:22.706	+0.042	16:33:49.036
7	1:22.664		16:35:11.700
8	1:23.643	+0.979	16:36:35.343
9	1:24.726	+2.062	16:38:00.069
10	1:24.091	+1.427	16:39:24.160
11	1:24.909	+2.245	16:40:49.069

(19) BALA

1	1:26.957	+4.958	16:26:19.272
2	1:26.452	+4.453	16:27:45.724
3	1:24.107	+2.108	16:29:09.831
4	1:55.846	+33.847	16:31:05.677
5	1:21.999		16:32:27.676
6	1:25.294	+3.295	16:33:52.970
7	1:23.840	+1.841	16:35:16.810
8	1:23.313	+1.314	16:36:40.123
9	1:23.765	+1.766	16:38:03.888
10	1:26.907	+4.908	16:39:30.795

(23) LUIS CESAR SIQUEIRA

1	1:21.940	+1.275	16:26:04.003
2	1:20.665		16:27:24.668
3	1:39.570	+18.905	16:29:04.238
4	1:22.778	+2.113	16:30:27.016
5	1:24.809	+4.144	16:31:51.825
6	1:23.652	+2.987	16:33:15.477
7	1:22.567	+1.902	16:34:38.044
8	1:24.115	+3.450	16:36:02.159
9	2:30.722	+1:10.057	16:38:32.881
10	1:30.571	+9.906	16:40:03.452

(133) MURILO MASSARELLI

1	1:30.690	+2.899	16:26:21.717
2	1:27.791		16:27:49.508
3	1:31.917	+4.126	16:29:21.425
4	1:35.271	+7.480	16:30:56.696
5	1:32.355	+4.564	16:32:29.051
6	1:35.601	+7.810	16:34:04.652

(251) TOBER PAVAN

1	1:26.967	+1.728	16:26:15.855
2	1:25.941	+0.702	16:27:41.796
3	1:25.239		16:29:07.035
4	1:25.869	+0.630	16:30:32.904
5	1:25.716	+0.477	16:31:58.620

(83) PABLO CARDOSO

1	1:52.143	+32.429	16:26:40.179
2	1:19.714		16:27:59.893
3	1:23.345	+3.631	16:29:23.238
4	1:23.520	+3.806	16:30:46.758
5	1:36.857	+17.143	16:32:23.615

(29) JULIANO JUCA

1	1:30.011	+4.542	16:26:22.841
2	1:28.311	+2.842	16:27:51.152
3	1:25.469		16:29:16.621

(65) ERIC

1	1:34.528	+0.531	16:26:25.687
2	1:33.997		16:27:59.684

MX LEMAMT - 3a ETAPA

Classificado pela melhor volta

MX EXTRA B

C. Novo do Parecís - MT 1,150 Km

TREINO CRONOMETRADO

28/07/2019 11:10

Qualificação iniciado em 11:46:45

Pos	No.	Piloto	Categ	M.Volta	Dif.	Moto	Cidade	Equipe
1	721	GUILHERME CORDEIRO	MX EXTRA B (IMP)	1:14.657		KAWASAKI	SINOP	TROPICAL PNEUS/PIRELLI/CASA DAS MOTOS/PAULINHO MOT
2	83	PABLO CARDOSO	MX EXTRA B (IMP)	1:14.833	0.176	KAWASAKI	CAMPO NOVO DO PARECIS	BLACK HOOKAH RAYA
3	20	EDUARDO ARGENTA	MX EXTRA B (IMP)	1:15.176	0.519	YAMAHA	VILHENA	THERMO CHECK REFRIGERAÇÃO/IRMAOS FIORIO/ASSUNÇÃO
4	7	HEMERSON MEDEIROS	MX EXTRA B (IMP)	1:15.790	1.133	YAMAHA	CONQUISTA DO OESTE	RL MOTOS-PREFEITURA DE CONQUISTA D OESTE-MOTO CLU
5	320	LEONARDO SIMIONI	MX EXTRA B (IMP)	1:16.057	1.400	HONDA	MARCELÂNDIA	PAI
6	21	JEAN RICARDO BACH	MX EXTRA B (IMP)	1:16.073	1.416	YAMAHA	CAMPO NOVO DOS PARECIS	PIZZARIA BITANI/MRV AGRÍCOLA/DROGACITY
7	4	DIEGO UGOLINI	MX EXTRA B (IMP)	1:16.539	1.882	KAWASAKI	NOVA MUTUM	POSTOS BEM BRASIL
8	38	ICARO CABRAL	MX EXTRA B (IMP)	1:16.856	2.199	HONDA	SAPEZAL	
9	77	ITAMAR TADEU	MX EXTRA B (IMP)	1:17.161	2.504	YAMAHA	CACOAL	ITF MULTIMARCAS-TOMAZ MX SCHOOL
10	122	MARCELO PERONDI	MX EXTRA B (IMP)	1:17.502	2.845	YAMAHA	VILHENA	COYOTS MOTOS
11	19	BALA	MX EXTRA B (IMP)	1:18.784	4.127	HONDA	VILHENA	ARENA FITNESS-NORTON PREPARAÇÕES
12	29	JULIANO JUCA	MX EXTRA B (IMP)	1:19.024	4.367	HONDA	NOVA MUTUM	POSTOS BEM BRASIL-ESPOSA SABRINA
13	92	RUI TAVARES	MX EXTRA B (IMP)	1:19.425	4.768	HONDA	VILHENA	LUNENDER/NORTON PREPARACOES
14	23	LUIS CESAR SIQUEIRA	MX EXTRA B (IMP)	1:19.447	4.790	KAWASAKI	TANGARÁ DA SERRA	
15	333	EDUARDO MARSON	MX EXTRA B (IMP)	1:19.465	4.808	HONDA	SAPEZAL	NUTELA RACING-INOVACAO AGRICOLA-SUPER MOTOS
16	69	DECAO	MX EXTRA B (IMP)	1:19.764	5.107	YAMAHA	4 MARCOS	MOVEIS MATO GROSSO
17	991	JUAREZ RIBEIRO	MX EXTRA B (IMP)	1:19.958	5.301	KTM	LUCAS DO RIO VERDE	AMERICA RACING/PNEUS BORILLI
18	440	ADALBERTO MACHADO	MX EXTRA B (IMP)	1:20.162	5.505	KAWASAKI	VILHENA	POSTO DE MOLAS ROMA/CHURROS TORNO SOLDA
19	129	TIAGO DONIDA	MX EXTRA B (IMP)	1:20.448	5.791	HONDA	TANGARA DA SERRA	PATO RACING-DESTAKE FESTAS E EVENTOS
20	51	RICARDO ALEXANDRE BA	MX EXTRA B (IMP)	1:21.339	6.682	KAWASAKI	LUCAS DO RIO VERDE	KISPETO-AMÉRICA RACING
21	251	TOBER PAVAN	MX EXTRA B (IMP)	1:21.451	6.794	KTM	LUCAS DO RIO VERDE	AMÉRICA RACING
22	22	JOSE VAGNER	MX EXTRA B (IMP)	1:21.557	6.900	KTM	CAMPO NOVO DO PARECIS	TORNEARIA COMPO NOVO/ARILDO MOTOS
23	133	MURILO MASSARELLI	MX EXTRA B (IMP)	1:23.875	9.218	YAMAHA	VILHENA	WM TRANSPORTES
24	52	LUIZ CARLOS SCHIMIT	MX EXTRA B (IMP)	1:23.992	9.335	HONDA	PORTO DOS GAUCHOS	
25	65	ERIC	MX EXTRA B (IMP)	1:24.331	9.674	KAWASAKI	TANGARA DA SERRA	
26	2	RODRIGO FERREIRA MO	MX EXTRA B (IMP)	1:25.467	10.810	HONDA	BARRA DO BUGRES	TRANS MOREIRA
27	28	MARCOS AURÉLIO MART	MX EXTRA B (IMP)	1:28.416	13.759	YAMAHA	VILHENA	BIAZUS FERRAGENS
28	414	ROBSON BOB	MX EXTRA B (IMP)	1:28.814	14.157	KAWASAKI	BRASNORTE	MEGA MOTOS-WWW.CRPARTS.COM.BR
29	574	ITAMAR LISBOA	MX EXTRA B (IMP)	1:29.012	14.355	HONDA	VILHENA	TIO ITA TRANSPORTES

MX LEMAMT - 3a ETAPA

Classificado pela melhor volta

MX EXTRA B

C. Novo do Parecis - MT 1,150 Km

TREINO CRONOMETRADO

28/07/2019 11:10

Qualificação iniciado em 11:46:45

Pos	No.	Piloto	Categ	M.Volta	Dif.	Moto	Cidade	Equipe
30	998	HERBERTH MAGNO	MX EXTRA B (IMP)	1:29.468	14.811	HONDA	LUCAS DO RIO VERDE	PRECISA SHOP-AMÉRICA RACING-KISPETO
31	171	NEREU CAMPOS	MX EXTRA B (IMP)	1:31.828	17.171	KAWASAKI	SORRISO	NIKINHO TUR/PEDRÃO MOTOS E TENDAS/MOTO CLUBE SOR

MX LEMAMT - 3a ETAPA

MX EXTRA B

C. Novo do Parecís - MT 1,150 Km

TREINO CRONOMETRADO

28/07/2019 11:10

Qualificação iniciado em 11:46:45

Lap	Lap Tm	Diff	Time of Day
(721) GUILHERME CORDEIRO			
1	1:22.673	+13.032	11:48:33.586
2	1:21.785	+12.144	11:49:55.371
3	1:20.645	+11.004	11:51:16.016
4	1:16.980	+7.339	11:52:32.996
5	1:15.756	+6.115	11:53:48.752
6	1:09.641		11:54:58.393
7	1:17.228	+7.587	11:56:15.621
8	1:14.657	+5.016	11:57:30.278

(83) PABLO CARDOSO			
1	1:19.601	+4.768	11:48:17.219
2	1:18.067	+3.234	11:49:35.286
3	2:48.980	+1:34.147	11:52:24.266
4	1:14.833		11:53:39.099
5	3:52.846	+2:38.013	11:57:31.945

(20) EDUARDO ARGENTA			
1	1:22.082	+6.906	11:49:43.844
2	1:17.279	+2.103	11:51:01.123
3	1:17.906	+2.730	11:52:19.029
4	2:10.184	+55.008	11:54:29.213
5	1:15.176		11:55:44.389
6	55.877	-19.299	11:56:40.266
7	1:15.805	+0.629	11:57:56.071

(7) HEMERSON MEDEIROS			
1	1:21.846	+6.056	11:52:56.114
2	1:16.408	+0.618	11:54:12.522
3	1:15.790		11:55:28.312

(320) LEONARDO SIMIONI			
1	1:22.442	+6.385	11:49:27.236
2	1:19.743	+3.686	11:50:46.979
3	1:22.038	+5.981	11:52:09.017
4	1:16.057		11:53:25.074
5	2:07.121	+51.064	11:55:32.195
6	1:16.987	+0.930	11:56:49.182

(21) JEAN RICARDO BACH			
1	1:21.205	+5.132	11:48:15.891
2	1:16.788	+0.715	11:49:32.679
3	1:16.397	+0.324	11:50:49.076
4	1:18.540	+2.467	11:52:07.616
5	1:16.073		11:53:23.689
6	1:16.386	+0.313	11:54:40.075
7	1:16.429	+0.356	11:55:56.504
8	1:39.189	+23.116	11:57:35.693

(4) DIEGO UGOLINI			
1	1:21.875	+5.336	11:49:18.423
2	1:19.858	+3.319	11:50:38.281
3	1:20.340	+3.801	11:51:58.621
4	1:18.662	+2.123	11:53:17.283
5	1:34.235	+17.696	11:54:51.518
6	1:16.539		11:56:08.057
7	1:18.890	+2.351	11:57:26.947

(38) ICARO CABRAL			
1	1:19.592	+2.736	11:49:22.534
2	1:19.848	+2.992	11:50:42.382
3	1:18.782	+1.926	11:52:01.164
4	1:18.923	+2.067	11:53:20.087
5	1:17.518	+0.662	11:54:37.605
6	1:18.267	+1.411	11:55:55.872

Lap	Lap Tm	Diff	Time of Day
7	1:16.856		11:57:12.728
(77) ITAMAR TADEU			
1	1:24.637	+7.476	11:48:57.455
2	1:18.794	+1.633	11:50:16.249
3	2:23.431	+1:06.270	11:52:39.680
4	3:37.687	+2:20.526	11:56:17.367
5	1:17.161		11:57:34.528

(122) MARCELO PERONDI			
1	1:32.360	+14.858	11:49:10.369
2	1:18.810	+1.308	11:50:29.179
3	4:45.479	+3:27.977	11:55:14.658
4	1:17.502		11:56:32.160
5	1:25.062	+7.560	11:57:57.222

(19) BALA			
1	1:24.056	+5.272	11:49:47.350
2	1:20.344	+1.560	11:51:07.694
3	1:21.598	+2.814	11:52:29.292
4	1:18.784		11:53:48.076
5	1:19.607	+0.823	11:55:07.683
6	2:10.986	+52.202	11:57:18.669

(29) JULIANO JUCA			
1	1:26.099	+7.075	11:48:32.318
2	1:20.769	+1.745	11:49:53.087
3	1:19.654	+0.630	11:51:12.741
4	1:22.356	+3.332	11:52:35.097
5	1:22.541	+3.517	11:53:57.638
6	2:01.322	+42.298	11:55:58.960
7	1:19.024		11:57:17.984

(92) RUI TAVARES			
1	1:20.473	+1.048	11:48:38.664
2	1:19.425		11:49:58.089
3	1:19.605	+0.180	11:51:17.694
4	1:19.769	+0.344	11:52:37.463
5	1:26.253	+6.828	11:54:03.716
6	1:21.722	+2.297	11:55:25.438

(23) LUIS CESAR SIQUEIRA			
1	1:29.563	+10.116	11:48:57.838
2	1:19.562	+0.115	11:50:17.400
3	1:20.517	+1.070	11:51:37.917
4	1:20.462	+1.015	11:52:58.379
5	1:19.447		11:54:17.826
6	1:49.648	+30.201	11:56:07.474

(333) EDUARDO MARSON			
1	1:27.330	+7.865	11:49:03.486
2	1:19.465		11:50:22.951
3	2:01.327	+41.862	11:52:24.278
4	2:08.260	+48.795	11:54:32.538
5	1:31.649	+12.184	11:56:04.187

(69) DECAO			
1	1:27.613	+7.849	11:49:12.963
2	1:47.632	+27.868	11:51:00.595
3	1:19.764		11:52:20.359
4	1:44.795	+25.031	11:54:05.154
5	1:28.726	+8.962	11:55:33.880
6	1:20.310	+0.546	11:56:54.190

(991) JUAREZ RIBEIRO			
1	1:21.810	+1.852	11:48:24.498

Lap	Lap Tm	Diff	Time of Day
2	1:23.301	+3.343	11:49:47.799
3	1:23.753	+3.795	11:51:11.552
4	1:19.958		11:52:31.510
5	1:46.121	+26.163	11:54:17.631
6	1:20.121	+0.163	11:55:37.752
7	1:39.672	+19.714	11:57:17.424

(440) ADALBERTO MACHADO			
1	1:38.125	+17.963	11:50:10.672
2	1:20.162		11:51:30.834
3	1:45.866	+25.704	11:53:16.700
4	1:20.205	+0.043	11:54:36.905
5	1:41.690	+21.528	11:56:18.595
6	1:24.267	+4.105	11:57:42.862

(129) TIAGO DONIDA			
1	1:32.595	+12.147	11:49:15.541
2	1:21.756	+1.308	11:50:37.297
3	1:20.448		11:51:57.745
4	1:30.866	+10.418	11:53:28.611
5	1:20.522	+0.074	11:54:49.133
6	1:47.938	+27.490	11:56:37.071

(51) RICARDO ALEXANDRE BALENA (CATARINA)			
1	1:21.339		11:48:51.690
2	1:23.287	+1.948	11:50:14.977
3	1:21.417	+0.078	11:51:36.394
4	1:21.706	+0.367	11:52:58.100
5	1:23.062	+1.723	11:54:21.162
6	1:22.502	+1.163	11:55:43.664
7	1:22.021	+0.682	11:57:05.685

(251) TOBER PAVAN			
1	1:21.451		11:48:20.167
2	1:26.460	+5.009	11:49:46.627
3	1:33.388	+11.937	11:51:20.015
4	1:21.531	+0.080	11:52:41.546
5	1:38.376	+16.925	11:54:19.922
6	1:22.259	+0.808	11:55:42.181

(22) JOSE VAGNER			
1	1:22.286	+0.729	11:49:48.744
2	1:23.257	+1.700	11:51:12.001
3	1:21.557		11:52:33.558
4	1:22.597	+1.040	11:53:56.155
5	1:32.473	+10.916	11:55:28.628

(133) MURILO MASSARELLI			
1	1:31.300	+7.425	11:49:06.490
2	1:24.685	+0.810	11:50:31.175
3	2:12.652	+48.777	11:52:43.827
4	1:24.386	+0.511	11:54:08.213
5	2:11.305	+47.430	11:56:19.518
6	1:23.875		11:57:43.393

(52) LUIZ CARLOS SCHIMIT			
1	1:24.343	+0.351	11:48:28.185
2	1:25.460	+1.468	11:49:53.645
3	3:14.855	+1:50.863	11:53:08.500
4	1:23.992		11:54:32.492

(65) ERIC			
1	1:37.762	+13.431	11:49:22.237
2	1:33.004	+8.673	11:50:55.241
3	1:40.934	+16.603	11:52:36.175
4	1:26.790	+2.489	11:54:02.965

MX LEMAMT - 3a ETAPA


MX EXTRA B

C. Novo do Parecis - MT 1,150 Km

TREINO CRONOMETRADO

28/07/2019 11:10

Qualificação iniciado em 11:46:45



Lap	Lap Tm	Diff	Time of Day
5	1:24.331		11:55:27.296
6	1:24.437	+0.106	11:56:51.733

(2) RODRIGO FERREIRA MOREIRA

Lap	Lap Tm	Diff	Time of Day
1	1:30.421	+4.954	11:48:49.122
2	1:25.467		11:50:14.589
3	1:44.703	+19.236	11:51:59.292
4	1:25.905	+0.438	11:53:25.197
5	1:41.985	+16.518	11:55:07.182
6	1:26.500	+1.033	11:56:33.682

(28) MARCOS AURÉLIO MARTINELLI

Lap	Lap Tm	Diff	Time of Day
1	1:29.177	+0.761	11:49:07.369
2	1:28.416		11:50:35.785
3	1:32.223	+3.807	11:52:08.008
4	1:31.007	+2.591	11:53:39.015
5	1:35.316	+6.900	11:55:14.331
6	2:09.671	+41.255	11:57:24.002

(414) ROBSON BOB

Lap	Lap Tm	Diff	Time of Day
1	1:35.786	+6.972	11:49:17.243
2	1:28.814		11:50:46.057
3	3:00.510	+1:31.696	11:53:46.567
4	1:29.486	+0.672	11:55:16.053
5	1:43.282	+14.468	11:56:59.335

(574) ITAMAR LISBOA

Lap	Lap Tm	Diff	Time of Day
1	1:33.477	+4.465	11:49:12.153
2	1:33.611	+4.599	11:50:45.764
3	1:32.510	+3.498	11:52:18.274
4	1:35.009	+5.997	11:53:53.283
5	1:31.125	+2.113	11:55:24.408
6	1:29.012		11:56:53.420

(998) HERBERTH MAGNO

Lap	Lap Tm	Diff	Time of Day
1	1:29.468		11:48:51.073
2	1:30.807	+1.339	11:50:21.880
3	2:59.643	+1:30.175	11:53:21.523
4	2:24.006	+54.538	11:55:45.529
5	1:36.608	+7.140	11:57:22.137

(171) NEREU CAMPOS

Lap	Lap Tm	Diff	Time of Day
1	1:39.084	+7.256	11:49:52.835
2	1:37.156	+5.328	11:51:29.991
3	1:34.880	+3.052	11:53:04.871
4	1:31.828		11:54:36.699

MX LEMAMT - 3a ETAPA

Classificado por voltas

MX INTERMASTER

C. Novo do Parecis - MT 1,150 Km

CORRIDA

28/07/2019 15:40

Corrida iniciado em 14:27:04

Pos	No.	Piloto	Categ	Volta	Diff	M.Volta	Moto	Cidade	Equipe
1	354	RAFAEL KLUGE	INTERMASTER (IMP)	13		1:13.320	YAMAHA	LUCAS DO RIO VERDE	AMAZON TEMPER-PRECISASHOP BORILLI RACING
2	122	MARCELO PERONDI	INTERMASTER (IMP)	13	28.939	1:17.142	YAMAHA	VILHENA	COYOTS MOTOS
3	722	MATHEUS CORDEIRO	INTERMASTER (IMP)	13	33.113	1:13.817	KAWASAKI	SINOP	TROPICAL PNEUS/CASA DAS MOTOS/PAULINHO MC
4	171	PETERSON PFEIFER	INTERMASTER (IMP)	13	35.390	1:16.307	KAWASAKI	SORRISO	PEDRÃO MOTOS/NIKINHO TOUR
5	110	ROGÉRIO MARTINS ORN	INTERMASTER (IMP)	13	36.469	1:17.236	HONDA	SINOP	RODOVITTER TRANSPORTE/RODOMOLAS AUTO PE
6	17	THIAGO FERNANDO	INTERMASTER (IMP)	13	49.134	1:17.546	HONDA	SAPEZAL	NUTELA RACING-SUPER MOTOS
7	21	JEAN RICARDO BACH	INTERMASTER (IMP)	13	53.214	1:17.934	YAMAHA	CAMPO NOVO DO PAREC	ARILDO MOTOS/EMPIMAQ
8	77	ITAMAR TADEU	INTERMASTER (IMP)	13	56.442	1:17.178	YAMAHA	CACOAL	ITF MULTIMARCAS-TOMAZ MX SCHOOL
9	38	ICARO CABRAL	INTERMASTER (IMP)	13	1:02.171	1:16.878	HONDA	SAPEZAL	
10	47	EDMAR LOYOLA	INTERMASTER (IMP)	13	1:19.300	1:18.388	KAWASAKI	SORRISO	NIKINHA TUR/CHICÃO MOTOS/MOTO CLUB DE SOF
11	83	ADRIANO LUIZ	INTERMASTER (IMP)	13	1:23.739	1:18.522	HONDA	NOVA MUTUM	MERCADAO 2 RODAS
12	69	ROMARIO DA ROSA	INTERMASTER (IMP)	12	1 Volta	1:13.913	HUSQVARNA	JUARA	AUTO ESCOLA TAPURAH/PORTO DE AREIA DELARIV
13	20	EDUARDO ARGENTA	INTERMASTER (IMP)	12	1 Volta	1:19.119	YAMAHA	VILHENA	THERMO CHECK REFRIGERAÇÃO/NORTON MOTOR
14	23	LUIZ CEZAR SIQUEIRA	INTERMASTER (IMP)	11	2 Voltas	1:20.001	KAWASAKI	TANGARÁ DA SERRA	POSTOS BEM BRASIL/ACADEMIA CROSSFIGTH
15	51	RICARDO BALENA (CAT	INTERMASTER (IMP)	11	2 Voltas	1:21.230	KAWASAKI	LUCAS DO RIO VERDE	KISPETO-AMÉRICA RACING
16	544	EVANDRO RITTER SCHA	INTERMASTER (IMP)	10	3 Voltas	1:14.476	KAWASAKI	PLANALTO/PR	MECÂNICA CAPANEMA-VEREADOR WAGUINHO
17	998	HERBERTH MAGNO	INTERMASTER (IMP)	10	3 Voltas	1:25.250	HONDA	LUCAS DO RIO VERDE	PRECISA SHOP-AMÉRICA RACING-KISPETO

Não classificado (75% = 9 Voltas)

92	RUY TAVARES	INTERMASTER (IMP)	7	6 Voltas	1:19.872	YAMAHA	VILHENA	LUNENDER-NORTON PREPARAÇÕES
74	ADRIANO SOARES	INTERMASTER (IMP)	4	9 Voltas	1:22.398	YAMAHA	CAMPO VERDE	USE MOTOS YAMAHA-GSIX GRÁFICOS-SACOLÃO EM

Margin of Victory	Avg. Speed	Best Lap Tm	Best Speed	Best Lap by
28.939	53,328	1:13.320	56,465	354 - RAFAEL KLUGE

Cronometragem: MARCOS A. MANCINI - Diretor de Prova: JOCEMIR ZAMBONI

Orbits

www.mancini.esp.br



www.mylaps.com

enciado para: MANCINI CRONOMETRAGEM

MX LEMAMT - 3a ETAPA

MX INTERMASTER

C. Novo do Parecis - MT 1,150 Km

CORRIDA

28/07/2019 15:40

Corrida iniciado em 14:27:04

Lap	Lap Tm	Diff	Time of Day	Lap	Lap Tm	Diff	Time of Day	Lap	Lap Tm	Diff	Time of Day
(354) RAFAEL KLUGE				5	1:20.216	+2.980	14:34:05.384	11	1:19.290	+2.412	14:42:19.308
1	1:13.320		14:28:38.119	6	1:17.236		14:35:22.620	12	1:18.151	+1.273	14:43:37.459
2	1:14.108	+0.788	14:29:52.227	7	1:17.549	+0.313	14:36:40.169	13	1:18.670	+1.792	14:44:56.129
3	1:14.297	+0.977	14:31:06.524	8	1:17.499	+0.263	14:37:57.668	(47) EDMAR LOYOLA			
4	1:15.215	+1.895	14:32:21.739	9	1:17.496	+0.260	14:39:15.164	1	1:19.489	+1.101	14:28:55.883
5	1:15.904	+2.584	14:33:37.643	10	1:18.792	+1.556	14:40:33.956	2	1:18.388		14:30:14.271
6	1:14.721	+1.401	14:34:52.364	11	1:19.553	+2.317	14:41:53.509	3	1:19.600	+1.212	14:31:33.871
7	1:15.962	+2.642	14:36:08.326	12	1:18.739	+1.503	14:43:12.248	4	1:19.171	+0.783	14:32:53.042
8	1:15.300	+1.980	14:37:23.626	13	1:18.179	+0.943	14:44:30.427	5	1:21.349	+2.961	14:34:14.391
9	1:16.502	+3.182	14:38:40.128	(17) THIAGO FERNANDO				6	1:21.079	+2.691	14:35:35.470
10	1:15.958	+2.638	14:39:56.086	1	1:20.897	+3.351	14:28:48.877	7	1:22.502	+4.114	14:36:57.972
11	1:17.271	+3.951	14:41:13.357	2	1:19.045	+1.499	14:30:07.922	8	1:20.762	+2.374	14:38:18.734
12	1:19.112	+5.792	14:42:32.469	3	1:18.336	+0.790	14:31:26.258	9	1:20.455	+2.067	14:39:39.189
13	1:21.489	+8.169	14:43:53.958	4	1:18.151	+0.605	14:32:44.409	10	1:20.095	+1.707	14:40:59.284
(122) MARCELO PERONDI				5	1:19.288	+1.742	14:34:03.697	11	1:24.956	+6.568	14:42:24.240
1	1:19.915	+2.773	14:28:46.210	6	1:17.765	+0.219	14:35:21.462	12	1:23.392	+5.004	14:43:47.632
2	1:19.022	+1.880	14:30:05.232	7	1:18.137	+0.591	14:36:39.599	13	1:25.626	+7.238	14:45:13.258
3	1:17.549	+0.407	14:31:22.781	8	1:17.546		14:37:57.145	(83) ADRIANO LUIZ			
4	1:17.848	+0.706	14:32:40.629	9	1:19.344	+1.798	14:39:16.489	1	1:20.532	+2.010	14:28:48.200
5	1:19.237	+2.095	14:33:59.866	10	1:19.924	+2.378	14:40:36.413	2	1:18.907	+0.385	14:30:07.107
6	1:17.142		14:35:17.008	11	1:20.538	+2.992	14:41:56.951	3	1:18.522		14:31:25.629
7	1:17.626	+0.484	14:36:34.634	12	1:22.515	+4.969	14:43:19.466	4	1:18.666	+0.144	14:32:44.295
8	1:18.198	+1.056	14:37:52.832	13	1:23.626	+6.080	14:44:43.092	5	1:20.905	+2.383	14:34:05.200
9	1:17.824	+0.682	14:39:10.656	(21) JEAN RICARDO BACH				6	1:22.574	+4.052	14:35:27.774
10	1:18.382	+1.240	14:40:29.038	1	1:18.618	+0.684	14:28:59.648	7	1:22.497	+3.975	14:36:50.271
11	1:18.811	+1.669	14:41:47.849	2	1:19.729	+1.795	14:30:19.377	8	1:23.167	+4.645	14:38:13.438
12	1:17.352	+0.210	14:43:05.201	3	1:17.942	+0.008	14:31:37.319	9	1:22.883	+4.361	14:39:36.321
13	1:17.696	+0.554	14:44:22.897	4	1:19.810	+1.876	14:32:57.129	10	1:26.251	+7.729	14:41:02.572
(722) MATEUS CORDEIRO				5	1:18.262	+0.328	14:34:15.391	11	1:27.234	+8.712	14:42:29.806
1	1:14.338	+0.521	14:29:16.253	6	1:21.134	+3.200	14:35:36.525	12	1:22.812	+4.290	14:43:52.618
2	1:14.405	+0.588	14:30:30.658	7	1:18.209	+0.275	14:36:54.734	13	1:25.079	+6.557	14:45:17.697
3	1:15.829	+2.012	14:31:46.487	8	1:19.470	+1.536	14:38:14.204	(69) ROMARIO DA ROSA			
4	1:14.213	+0.396	14:33:00.700	9	1:19.673	+1.739	14:39:33.877	1	1:15.321	+1.408	14:29:11.902
5	1:15.297	+1.480	14:34:15.997	10	1:18.041	+0.107	14:40:51.918	2	1:16.173	+2.260	14:30:28.075
6	1:17.046	+3.229	14:35:33.043	11	1:17.953	+0.019	14:42:09.871	3	1:21.767	+7.854	14:31:49.842
7	1:13.817		14:36:46.860	12	1:17.934		14:43:27.805	4	1:13.913		14:33:03.755
8	1:15.905	+2.088	14:38:02.765	13	1:19.367	+1.433	14:44:47.172	5	1:14.612	+0.699	14:34:18.367
9	1:15.525	+1.708	14:39:18.290	(77) ITAMAR TADEU				6	1:16.455	+2.542	14:35:34.822
10	1:14.963	+1.146	14:40:33.253	1	1:21.378	+4.200	14:28:52.338	7	1:32.755	+18.842	14:37:07.577
11	1:16.289	+2.472	14:41:49.542	2	1:21.191	+4.013	14:30:13.529	8	1:15.889	+1.976	14:38:23.466
12	1:14.792	+0.975	14:43:04.334	3	1:19.299	+2.121	14:31:32.828	9	1:17.310	+3.397	14:39:40.776
13	1:22.737	+8.920	14:44:27.071	4	1:19.422	+2.244	14:32:52.250	10	1:18.192	+4.279	14:40:58.968
(171) PETERSON PFEIFER				5	1:20.914	+3.736	14:34:13.164	11	1:39.667	+25.754	14:42:38.635
1	1:17.917	+1.610	14:28:44.977	6	1:19.786	+2.608	14:35:32.950	12	1:20.804	+6.891	14:43:59.439
2	1:16.307		14:30:01.284	7	1:23.308	+6.130	14:36:56.258	(20) EDUARDO ARGENTA			
3	1:17.169	+0.862	14:31:18.453	8	1:18.732	+1.554	14:38:14.990	1	1:19.267	+0.148	14:29:40.724
4	1:17.636	+1.329	14:32:36.089	9	1:20.338	+3.160	14:39:35.328	2	1:20.175	+1.056	14:31:00.899
5	1:17.133	+0.826	14:33:53.222	10	1:17.178		14:40:52.506	3	1:19.119		14:32:20.018
6	1:17.909	+1.602	14:35:11.131	11	1:18.331	+1.153	14:42:10.837	4	1:19.818	+0.699	14:33:39.836
7	1:16.769	+0.462	14:36:27.900	12	1:20.238	+3.060	14:43:31.075	5	1:20.637	+1.518	14:35:00.473
8	1:17.476	+1.169	14:37:45.376	13	1:19.325	+2.147	14:44:50.400	6	1:19.809	+0.690	14:36:20.282
9	1:17.953	+1.646	14:39:03.329	(38) ICARO CABRAL				7	1:22.928	+3.809	14:37:43.210
10	1:17.511	+1.204	14:40:20.840	1	1:18.008	+1.130	14:29:14.461	8	1:21.899	+2.780	14:39:05.109
11	1:32.592	+16.285	14:41:53.432	2	1:18.662	+1.784	14:30:33.123	9	1:21.392	+2.273	14:40:26.501
12	1:17.761	+1.454	14:43:11.193	3	1:18.916	+2.038	14:31:52.039	10	1:24.457	+5.338	14:41:50.958
13	1:18.155	+1.848	14:44:29.348	4	1:18.238	+1.360	14:33:10.277	11	1:22.782	+3.663	14:43:13.740
(110) ROGÉRIO MARTINS ORNAGHI				5	1:16.878		14:34:27.155	12	1:22.745	+3.626	14:44:36.485
1	1:21.914	+4.678	14:28:51.135	6	1:20.699	+3.821	14:35:47.854	(23) LUIZ CEZAR SIQUEIRA			
2	1:17.815	+0.579	14:30:08.950	7	1:18.622	+1.744	14:37:06.476	1	1:20.001		14:29:38.412
3	1:18.093	+0.857	14:31:27.043	8	1:18.187	+1.309	14:38:24.663	2	1:20.404	+0.403	14:30:58.816
4	1:18.125	+0.889	14:32:45.168	9	1:17.256	+0.378	14:39:41.919	3	1:24.339	+4.338	14:32:23.155
				10	1:18.099	+1.221	14:41:00.018				

MX LEMAMT - 3a ETAPA


MX INTERMASTER

C. Novo do Parecis - MT 1,150 Km

CORRIDA

28/07/2019 15:40

Corrida iniciado em 14:27:04



Lap	Lap Tm	Diff	Time of Day
4	1:23.412	+3.411	14:33:46.567
5	1:27.495	+7.494	14:35:14.062
6	1:28.220	+8.219	14:36:42.282
7	1:29.309	+9.308	14:38:11.591
8	1:31.879	+11.878	14:39:43.470
9	1:24.855	+4.854	14:41:08.325
10	1:34.797	+14.796	14:42:43.122
11	1:29.992	+9.991	14:44:13.114

(51) RICARDO BALENA (CATARINA)

Lap	Lap Tm	Diff	Time of Day
1	1:21.267	+0.037	14:29:34.721
2	1:21.230		14:30:55.951
3	1:23.599	+2.369	14:32:19.550
4	2:04.029	+42.799	14:34:23.579
5	1:25.298	+4.068	14:35:48.877
6	1:24.975	+3.745	14:37:13.852
7	1:27.499	+6.269	14:38:41.351
8	1:24.956	+3.726	14:40:06.307
9	1:26.513	+5.283	14:41:32.820
10	1:26.410	+5.180	14:42:59.230
11	1:32.402	+11.172	14:44:31.632

(544) EVANDRO RITTER SCHALLAPA

Lap	Lap Tm	Diff	Time of Day
1	1:17.579	+3.103	14:28:46.810
2	1:15.398	+0.922	14:30:02.208
3	1:14.476		14:31:16.684
4	1:16.603	+2.127	14:32:33.287
5	1:17.096	+2.620	14:33:50.383
6	1:16.463	+1.987	14:35:06.846
7	1:17.856	+3.380	14:36:24.702
8	1:17.395	+2.919	14:37:42.097
9	1:18.749	+4.273	14:39:00.846
10	1:24.799	+10.323	14:40:25.645

(998) HERBERTH MAGNO

Lap	Lap Tm	Diff	Time of Day
1	1:25.250		14:28:58.427
2	1:29.565	+4.315	14:30:27.992
3	1:41.541	+16.291	14:32:09.533
4	1:35.319	+10.069	14:33:44.852
5	1:47.084	+21.834	14:35:31.936
6	1:54.059	+28.809	14:37:25.995
7	1:57.749	+32.499	14:39:23.744
8	1:57.752	+32.502	14:41:21.496
9	1:59.079	+33.829	14:43:20.575
10	1:51.319	+26.069	14:45:11.894

(92) RUY TAVARES

Lap	Lap Tm	Diff	Time of Day
1	1:21.416	+1.544	14:28:49.978
2	1:21.434	+1.562	14:30:11.412
3	1:19.872		14:31:31.284
4	1:20.671	+0.799	14:32:51.955
5	1:20.576	+0.704	14:34:12.531
6	2:31.013	+1:11.141	14:36:43.544
7	1:41.359	+21.487	14:38:24.903

(74) ADRIANO SOARES

Lap	Lap Tm	Diff	Time of Day
1	1:22.398		14:28:52.191
2	1:41.649	+19.251	14:30:33.840
3	1:23.766	+1.368	14:31:57.606
4	1:38.158	+15.760	14:33:35.764

MX LEMAMT - 3a ETAPA

Classificado pela melhor volta

MX INTERMASTER

C. Novo do Parecis - MT 1,150 Km

TREINO CRONOMETRADO

28/07/2019 10:15

Qualificação iniciado em 10:31:53

Pos	No.	Piloto	Categ	M.Volta	Dif.	Moto	Cidade	Equipe
1	69	ROMARIO DA ROSA	INTERMASTER (IMP)	1:10.955		HUSQVARNA	JUARA	AUTO ESCOLA TAPURAH/PORTO DE AREIA DELARICA/ACADE
2	544	EVANDRO RITTER SCHAL	INTERMASTER (IMP)	1:11.650	0.695	KAWASAKI	PLANALTO/PR	MECÂNICA CAPANEMA-VEREADOR WAGUINHO
3	722	MATHEUS CORDEIRO	INTERMASTER (IMP)	1:12.691	1.736	KAWASAKI	SINOP	TROPICAL PNEUS/CASA DAS MOTOS/PAULINHO MOTOS/PIRE
4	354	RAFAEL KLUGE	INTERMASTER (IMP)	1:13.029	2.074	YAMAHA	LUCAS DO RIO VERDE	AMAZON TEMPER-PRECISASHOP BORILLI RACING
5	17	THIAGO FERNANDO	INTERMASTER (IMP)	1:13.534	2.579	HONDA	SAPEZAL	NUTELA RACING-SUPER MOTOS
6	171	PETERSON PFEIFER	INTERMASTER (IMP)	1:14.481	3.526	KAWASAKI	SORRISO	PEDRÃO MOTOS/NIKINHO TOUR
7	7	HEMERSON MEDEIROS	INTERMASTER (IMP)	1:14.756	3.801	YAMAHA	CONQUISTA D OESTE	RL MOTOS-PREFEITURA DE CONQUISTA D OESTE-MOTO CLU
8	110	ROGÉRIO MARTINS ORN	INTERMASTER (IMP)	1:15.094	4.139	HONDA	SINOP	RODOVITTE TRANSPORTE/RODOMOLAS AUTO PECAS
9	77	ITAMAR TADEU	INTERMASTER (IMP)	1:15.413	4.458	YAMAHA	CACOAL	ITF MULTIMARCAS-TOMAZ MX SCHOOL
10	47	EDMAR LOYOLA	INTERMASTER (IMP)	1:15.962	5.007	KAWASAKI	SORRISO	NIKINHA TUR/CHICÃO MOTOS/MOTO CLUB DE SORRISO
11	21	JEAN RICARDO BACH	INTERMASTER (IMP)	1:16.466	5.511	YAMAHA	CAMPO NOVO DO PARECIS	ARILDO MOTOS/EMPIMAQ
12	122	MARCELO PERONDI	INTERMASTER (IMP)	1:16.871	5.916	YAMAHA	VILHENA	COYOTS MOTOS
13	20	EDUARDO ARGENTA	INTERMASTER (IMP)	1:17.101	6.146	YAMAHA	VILHENA	THERMO CHECK REFRIGERAÇÃO/NORTON MOTOR RACING/A
14	38	ICARO CABRAL	INTERMASTER (IMP)	1:18.125	7.170	HONDA	SAPEZAL	
15	74	ADRIANO SOARES	INTERMASTER (IMP)	1:18.338	7.383	YAMAHA	CAMPO VERDE	USE MOTOS YAMAHA-GSIX GRÁFICOS-SACO LÃO EMBALAGEN
16	23	LUIZ CEZAR SIQUEIRA	INTERMASTER (IMP)	1:19.143	8.188	KAWASAKI	TANGARÁ DA SERRA	POSTOS BEM BRASIL/ACADEMIA CROSSFIGTH
17	83	ADRIANO LUIZ	INTERMASTER (IMP)	1:19.189	8.234	HONDA	NOVA MUTUM	MERCADAO 2 RODAS
18	92	RUY TAVARES	INTERMASTER (IMP)	1:19.491	8.536	YAMAHA	VILHENA	LUNENDER-NORTON PREPARAÇÕES
19	51	RICARDO BALENA (CATA	INTERMASTER (IMP)	1:21.397	10.442	KAWASAKI	LUCAS DO RIO VERDE	KISPETO-AMÉRICA RACING
20	998	HERBERTH MAGNO	INTERMASTER (IMP)	1:31.997	21.042	HONDA	LUCAS DO RIO VERDE	PRECISA SHOP-AMÉRICA RACING-KISPETO

MX LEMAMT - 3a ETAPA

MX INTERMASTER

C. Novo do Parecís - MT 1,150 Km

TREINO CRONOMETRADO

28/07/2019 10:15

Qualificação iniciado em 10:31:53

Lap	Lap Tm	Diff	Time of Day
(69) ROMARIO DA ROSA			
1	1:12.752	+1.797	10:33:14.652
2	1:12.527	+1.572	10:34:27.179
3	1:11.827	+0.872	10:35:39.006
4	3:10.161	+1:59.206	10:38:49.167
5	1:10.955		10:40:00.122
(544) EVANDRO RITTER SCHALLAPA			
1	1:14.964	+3.314	10:35:15.473
2	1:20.306	+8.656	10:36:35.779
3	1:11.818	+0.168	10:37:47.597
4	1:27.495	+15.845	10:39:15.092
5	1:11.650		10:40:26.742
(722) MATHEUS CORDEIRO			
1	1:28.318	+15.627	10:33:49.077
2	1:16.227	+3.536	10:35:05.304
3	1:14.322	+1.631	10:36:19.626
4	1:13.026	+0.335	10:37:32.652
5	1:13.612	+0.921	10:38:46.264
6	1:12.691		10:39:58.955
(354) RAFAEL KLUGE			
1	1:18.961	+5.932	10:33:25.082
2	1:15.717	+2.688	10:34:40.799
3	1:15.094	+2.065	10:35:55.893
4	1:15.041	+2.012	10:37:10.934
5	1:14.536	+1.507	10:38:25.470
6	1:13.029		10:39:38.499
7	1:14.707	+1.678	10:40:53.206
(17) THIAGO FERNANDO			
1	1:15.660	+2.126	10:35:24.529
2	1:31.913	+18.379	10:36:56.442
3	1:15.317	+1.783	10:38:11.759
4	1:30.411	+16.877	10:39:42.170
5	1:13.534		10:40:55.704
(171) PETERSON PFEIFER			
1	1:20.069	+5.588	10:33:23.775
2	1:15.258	+0.777	10:34:39.033
3	1:14.481		10:35:53.514
4	1:16.715	+2.234	10:37:10.229
(7) HEMERSON MEDEIROS			
1	1:23.605	+8.849	10:34:55.447
2	1:17.860	+3.104	10:36:13.307
3	1:14.756		10:37:28.063
4	1:15.483	+0.727	10:38:43.546
5	2:48.567	+1:33.811	10:41:32.113
(110) ROGÉRIO MARTINS ORNAGHI			
1	1:17.627	+2.533	10:33:28.976
2	1:16.854	+1.760	10:34:45.830
3	1:15.094		10:36:00.924
4	1:15.503	+0.409	10:37:16.427
(77) ITAMAR TADEU			
1	1:19.110	+3.697	10:33:33.536
2	1:15.979	+0.566	10:34:49.515
3	1:20.291	+4.878	10:36:09.806
4	1:15.413		10:37:25.219
5	2:11.303	+55.890	10:39:36.522
(47) EDMAR LOYOLA			

Lap	Lap Tm	Diff	Time of Day
1	1:23.548	+7.586	10:33:27.704
2	1:16.490	+0.528	10:34:44.194
3	1:15.962		10:36:00.156
4	1:20.947	+4.985	10:37:21.103
(21) JEAN RICARDO BACH			
1	1:19.080	+2.614	10:34:40.226
2	1:17.440	+0.974	10:35:57.666
3	1:16.466		10:37:14.132
4	1:18.918	+2.452	10:38:33.050
5	1:17.295	+0.829	10:39:50.345
6	1:18.529	+2.063	10:41:08.874
(122) MARCELO PERONDI			
1	1:23.944	+7.073	10:33:50.156
2	1:17.812	+0.941	10:35:07.968
3	1:17.913	+1.042	10:36:25.881
4	1:48.437	+31.566	10:38:14.318
5	1:38.895	+22.024	10:39:53.213
6	1:16.871		10:41:10.084
(20) EDUARDO ARGENTA			
1	1:17.101		10:36:05.429
2	1:18.169	+1.068	10:37:23.598
3	1:17.644	+0.543	10:38:41.242
4	2:17.425	+1:00.324	10:40:58.667
(38) ICARO CABRAL			
1	1:21.167	+3.042	10:34:34.274
2	1:18.304	+0.179	10:35:52.578
3	1:18.125		10:37:10.703
4	1:19.543	+1.418	10:38:30.246
5	1:19.407	+1.282	10:39:49.653
6	1:19.887	+1.762	10:41:09.540
(74) ADRIANO SOARES			
1	1:19.444	+1.106	10:33:28.310
2	1:18.338		10:34:46.648
3	2:05.477	+47.139	10:36:52.125
4	1:18.944	+0.606	10:38:11.069
5	1:19.338	+1.000	10:39:30.407
6	1:22.562	+4.224	10:40:52.969
(23) LUIZ CEZAR SIQUEIRA			
1	1:19.412	+0.269	10:33:59.598
2	1:22.110	+2.967	10:35:21.708
3	1:21.967	+2.824	10:36:43.675
4	1:19.224	+0.081	10:38:02.899
5	1:20.707	+1.564	10:39:23.606
6	1:19.143		10:40:42.749
(83) ADRIANO LUIZ			
1	1:24.175	+4.986	10:33:45.225
2	1:19.189		10:35:04.414
3	1:20.084	+0.895	10:36:24.498
4	1:20.300	+1.111	10:37:44.798
5	1:20.514	+1.325	10:39:05.312
6	1:21.085	+1.896	10:40:26.397
(92) RUY TAVARES			
1	1:21.081	+1.590	10:33:36.670
2	1:54.411	+34.920	10:35:31.081
3	1:20.191	+0.700	10:36:51.272
4	1:19.491		10:38:10.763
5	1:21.133	+1.642	10:39:31.896
6	1:23.338	+3.847	10:40:55.234

Lap	Lap Tm	Diff	Time of Day
(51) RICARDO BALENA (CATARINA)			
1	1:23.092	+1.695	10:33:41.117
2	1:22.288	+0.891	10:35:03.405
3	1:22.167	+0.770	10:36:25.572
4	1:39.581	+18.184	10:38:05.153
5	1:21.397		10:39:26.550
6	1:22.962	+1.565	10:40:49.512
(998) HERBERTH MAGNO			
1	1:31.997		10:33:49.167
2	1:34.168	+2.171	10:35:23.335
3	1:35.185	+3.188	10:36:58.520
4	1:48.018	+16.021	10:38:46.538
5	1:58.844	+26.847	10:40:45.382

MX LEMAMT - 3a ETAPA

Classificado por voltas

MX1 C. Novo do Parecis - MT 1,150 Km

CORRIDA 28/07/2019 17:20

Corrida iniciado em 16:52:22

Pos	No.	Piloto	Categ	Volta	Diff	M.Volta	Moto	Cidade	Equipe
1	90	CLEITON BORGES	MX1 (IMP)	15		1:09.409	YAMAHA	SINOP	SINOP SUSPENSÃO-USE MOTOS CONCESSIONÁRIA
2	55	MARCOS ALEXANDRE	MX1 (IMP)	15	19.706		KAWASAKI	SINOP	PADOCK MOTOS KAWASAKI/MOTOCUBE SINOP/PO
3	18	LEO ATÍLIO	MX1 (IMP)	15	49.256	1:12.854	YAMAHA	SINOP	TOMAZ MX SCHOOL-AMERICA RACING-NORTON MC
4	187	JACSON CARDOSO	MX1 (IMP)	15	1:09.120	1:13.946	YAMAHA	VILHENA	NORTON PREPARAÇÕES/LDG GRAFICOS
5	69	ROMARIO DA ROSA	MX1 (IMP)	15	1:17.599	1:13.336	HUSQVARNA	JUARA	AUTO ESCOLA TAPURAH/PORTO DE AREIA DELARIC
6	11	JONAS NETO	MX1 (IMP)	14	1 Volta	1:13.830	KAWASAKI	SINOP	MR MOTOS/JNN TEIXEIRA
7	414	ROBSON	MX1 (IMP)	12	3 Voltas	1:23.160	HONDA	BRASNORTE	
8	28	MARCOS AURÉLIO MART	MX1 (IMP)	12	3 Voltas	1:24.694	YAMAHA	VILHENA	BIAZUS FERRAGENS
9	574	ITAMAR LISBOA	MX1 (IMP)	12	3 Voltas	1:28.047	HONDA	VILHENA	
10	192	ANDRE LIMA	MX1 (IMP)	12	3 Voltas	1:26.939	HONDA	NOVA MUTUM	

Não classificado (75% = 12 Voltas)

998	MAGNO	MX1 (IMP)	11	4 Voltas	1:29.950	HONDA	LUCAS DO RIO VERDE	
171	NEREU CAMPOS	MX1 (IMP)	5	10 Voltas	1:37.083	KAWASAKI	SORRISO	
354	RAFAEL KLUGE	MX1 (IMP)	2	13 Voltas	1:16.768	YAMAHA	LUCAS DO RIO VERDE	AMAZON TEMPER-PRECISASHOP BORILLI RACING

Margin of Victory

Avg. Speed

Best Lap Tm

Best Speed

Best Lap by

19.706

56,913

1:09.409

59,646

90 - CLEITON BORGES

Cronometragem: MARCOS A. MANCINI - Diretor de Prova: JOCEMIR ZAMBONI

Orbits

www.mancini.esp.br



www.mylaps.com

enciado para: MANCINI CRONOMETRAGEM

MX LEMAMT - 3a ETAPA

MX1 C. Novo do Parecís - MT 1,150 Km

CORRIDA 28/07/2019 17:20

Corrida iniciado em 16:52:22

Lap	Lap Tm	Diff	Time of Day	Lap	Lap Tm	Diff	Time of Day	Lap	Lap Tm	Diff	Time of Day
(90) CLEITON BORGES				(69) ROMARIO DA ROSA				(192) ANDRE LIMA			
1	1:13.823	+4.414	16:53:57.168	14	1:15.077	+1.131	17:10:23.748	2	1:28.047		16:55:46.872
2	1:12.042	+2.633	16:55:09.210	15	1:18.861	+4.915	17:11:42.609	3	1:38.872	+10.825	16:57:25.744
3	1:10.485	+1.076	16:56:19.695	1	1:13.336		16:53:56.285	4	1:30.501	+2.454	16:58:56.245
4	1:09.409		16:57:29.104	2	1:14.769	+1.433	16:55:11.054	5	1:30.666	+2.619	17:00:26.911
5	1:11.958	+2.549	16:58:41.062	3	1:14.410	+1.074	16:56:25.464	6	1:32.945	+4.898	17:01:59.856
6	1:10.739	+1.330	16:59:51.801	4	1:16.107	+2.771	16:57:41.571	7	1:30.646	+2.599	17:03:30.502
7	1:10.614	+1.205	17:01:02.415	5	1:16.212	+2.876	16:58:57.783	8	1:29.370	+1.323	17:04:59.872
8	1:10.415	+1.006	17:02:12.830	6	1:16.426	+3.090	17:00:14.209	9	1:31.366	+3.319	17:06:31.238
9	1:11.227	+1.818	17:03:24.057	7	1:15.398	+2.062	17:01:29.607	10	1:46.816	+18.769	17:08:18.054
10	1:09.467	+0.058	17:04:33.524	8	1:16.546	+3.210	17:02:46.153	11	1:31.628	+3.581	17:09:49.682
11	1:10.606	+1.197	17:05:44.130	9	1:16.428	+3.092	17:04:02.581	12	1:37.342	+9.295	17:11:27.024
12	1:11.469	+2.060	17:06:55.599	10	1:16.709	+3.373	17:05:19.290	(98) MAGNO			
13	1:09.874	+0.465	17:08:05.473	11	1:17.114	+3.778	17:06:36.404	1	1:27.092	+0.153	16:54:15.546
14	1:12.767	+3.358	17:09:18.240	12	1:16.221	+2.885	17:07:52.625	2	1:27.023	+0.084	16:55:42.569
15	1:15.249	+5.840	17:10:33.489	13	1:17.643	+4.307	17:09:10.268	3	1:26.939		16:57:09.508
(55) MARCOS ALEXANDRE				14	1:17.627	+4.291	17:10:27.895	4	1:28.009	+1.070	16:58:37.517
1	1:07.471	59:47.304	16:53:54.244	15	1:23.193	+9.857	17:11:51.088	5	1:44.072	+17.133	17:00:21.589
2	1:10.046	59:44.729	16:55:04.290	(11) JONAS NETO				6	1:36.151	+9.212	17:01:57.740
3	1:09.406	59:45.369	16:56:13.696	1	1:15.165	+1.335	16:53:59.185	7	1:31.112	+4.173	17:03:28.852
4	1:12.014	59:42.761	16:57:25.710	2	1:14.946	+1.116	16:55:14.131	8	1:38.199	+11.260	17:05:07.051
5	1:10.637	59:44.138	16:58:36.347	3	1:13.830		16:56:27.961	9	1:46.268	+19.329	17:06:53.319
6	1:10.435	59:44.340	16:59:46.782	4	1:31.374	+17.544	16:57:59.335	10	1:46.654	+19.715	17:08:39.973
7	1:10.837	59:43.938	17:00:57.619	5	1:14.723	+0.893	16:59:14.058	11	1:49.516	+22.577	17:10:29.489
8	1:11.720	59:43.055	17:02:09.339	6	1:14.422	+0.592	17:00:28.480	12	1:36.941	+10.002	17:12:06.430
9	1:11.840	59:42.935	17:03:21.179	7	1:16.311	+2.481	17:01:44.791	(988) MAGNO			
10	1:10.746	59:44.029	17:04:31.925	8	1:15.562	+1.732	17:03:00.353	1	1:29.950		16:54:16.881
11	1:11.729	59:43.046	17:05:43.654	9	1:15.240	+1.410	17:04:15.593	2	1:34.092	+4.142	16:55:50.973
12	1:13.196	59:41.579	17:06:56.850	10	1:14.163	+0.333	17:05:29.756	3	1:36.504	+6.554	16:57:27.477
13	1:12.274	59:42.501	17:08:09.124	11	1:14.607	+0.777	17:06:44.363	4	1:43.549	+13.599	16:59:11.026
14	1:17.271	59:37.504	17:09:26.395	12	1:15.757	+1.927	17:08:00.120	5	1:40.073	+10.123	17:00:51.099
15	1:26.800	59:27.975	17:10:53.195	13	1:16.652	+2.822	17:09:16.772	6	1:42.992	+13.042	17:02:34.091
(18) LEO ATÍLIO				14	1:19.844	+6.014	17:10:36.616	7	1:45.744	+15.794	17:04:19.835
1	1:15.642	+2.788	16:54:00.554	(414) ROBSON				8	1:57.972	+28.022	17:06:17.807
2	1:14.386	+1.532	16:55:14.940	1	1:25.376	+2.216	16:54:13.142	9	1:44.702	+14.752	17:08:02.509
3	1:13.831	+0.977	16:56:28.771	2	1:23.160		16:55:36.302	10	1:41.327	+11.377	17:09:43.836
4	1:13.893	+1.039	16:57:42.664	3	1:26.835	+3.675	16:57:03.137	11	1:47.916	+17.966	17:11:31.752
5	1:13.342	+0.488	16:58:56.006	4	1:26.647	+3.487	16:58:29.784	(171) NEREU CAMPOS			
6	1:12.854		17:00:08.860	5	1:32.068	+8.908	17:00:01.852	1	1:37.083		16:54:28.695
7	1:13.384	+0.530	17:01:22.244	6	1:32.832	+9.672	17:01:34.684	2	1:39.186	+2.103	16:56:07.881
8	1:14.269	+1.415	17:02:36.513	7	1:31.408	+8.248	17:03:06.092	3	1:46.476	+9.393	16:57:54.357
9	1:14.572	+1.718	17:03:51.085	8	1:33.554	+10.394	17:04:39.646	4	1:41.356	+4.273	16:59:35.713
10	1:15.126	+2.272	17:05:06.211	9	1:31.278	+8.118	17:06:10.924	5	1:43.893	+6.810	17:01:19.606
11	1:14.715	+1.861	17:06:20.926	10	1:30.894	+7.734	17:07:41.818	(354) RAFAEL KLUGE			
12	1:14.956	+2.102	17:07:35.882	11	1:35.481	+12.321	17:09:17.299	1	1:16.768		16:53:58.397
13	1:13.125	+0.271	17:08:49.007	12	1:30.174	+7.014	17:10:47.473	2	1:17.692	+0.924	16:55:16.089
14	1:15.415	+2.561	17:10:04.422	(28) MARCOS AURÉLIO MARTINELLI							
15	1:18.323	+5.469	17:11:22.745	1	1:24.694		16:54:12.166				
(187) JACSON CARDOSO				2	1:26.778	+2.084	16:55:38.944				
1	1:18.453	+4.507	16:54:02.821	3	1:27.886	+3.192	16:57:06.830				
2	1:16.311	+2.365	16:55:19.132	4	1:29.194	+4.500	16:58:36.024				
3	1:14.806	+0.860	16:56:33.938	5	1:29.939	+5.245	17:00:05.963				
4	1:15.463	+1.517	16:57:49.401	6	1:33.032	+8.338	17:01:38.995				
5	1:14.815	+0.869	16:59:04.216	7	1:31.841	+7.147	17:03:10.836				
6	1:13.955	+0.009	17:00:18.171	8	1:35.443	+10.749	17:04:46.279				
7	1:15.453	+1.507	17:01:33.624	9	1:28.867	+4.173	17:06:15.146				
8	1:13.946		17:02:47.570	10	1:31.327	+6.633	17:07:46.473				
9	1:15.727	+1.781	17:04:03.297	11	1:36.671	+11.977	17:09:23.144				
10	1:16.547	+2.601	17:05:19.844	12	1:25.657	+0.963	17:10:48.801				
11	1:17.259	+3.313	17:06:37.103	(574) ITAMAR LISBOA							
12	1:16.046	+2.100	17:07:53.149	1	1:29.694	+1.647	16:54:18.825				
13	1:15.522	+1.576	17:09:08.671								

MX LEMAMT - 3a ETAPA

Classificado pela melhor volta

MX1

C. Novo do Parecis - MT 1,150 Km

TREINO CRONOMETRADO

28/07/2019 11:20

Qualificação iniciado em 12:00:31

Pos	No.	Piloto	Categ	M.Volta	Dif.	Moto	Cidade	Equipe
1	2	MARCOS ALEXANDRE	MX1 (IMP)	1:07.805		KAWASAKI	SINOP	PADOCK MOTOS KAWASAKI/MOTOCULUBE SINOP/POSTOS BEN
2	90	CLEITON BORGES	MX1 (IMP)	1:08.496	0.691	YAMAHA	SINOP	SINOP SUSPENSÃO-USE MOTOS CONCESSIONÁRIA OFF ROAD
3	18	LEO ATÍLIO	MX1 (IMP)	1:09.271	1.466	YAMAHA	SINOP	TOMAZ MX SCHOOL-AMERICA RACING-NORTON MOTOR RAC
4	11	JONAS NETO	MX1 (IMP)	1:11.584	3.779	KAWASAKI	SINOP	MR MOTOS/JNN TEIXEIRA
5	187	JACSON CARDOSO	MX1 (IMP)	1:12.845	5.040	YAMAHA	VILHENA	NORTON PREPARAÇÕES/LDG GRAFICOS
6	68	DEKINHA	MX1 (IMP)	1:20.933	13.128	HONDA	4 MARCOS	MOVEIS MATO GROSSO

MX LEMAMT - 3a ETAPA


MX1

C. Novo do Parecis - MT 1,150 Km

TREINO CRONOMETRADO

28/07/2019 11:20

Qualificação iniciado em 12:00:31



Lap	Lap Tm	Diff	Time of Day
(2) MARCOS ALEXANDRE			
1	1:08.672	+0.867	12:02:41.412
2	1:09.369	+1.564	12:03:50.781
3	1:07.805		12:04:58.586
4	1:21.214	+13.409	12:06:19.800
5	1:08.259	+0.454	12:07:28.059
(90) CLEITON BORGES			
1	1:43.413	+34.917	12:02:24.690
2	1:11.027	+2.531	12:03:35.717
3	1:09.603	+1.107	12:04:45.320
4	1:09.550	+1.054	12:05:54.870
5	1:20.785	+12.289	12:07:15.655
6	1:08.877	+0.381	12:08:24.532
7	1:23.031	+14.535	12:09:47.563
8	1:08.496		12:10:56.059
(18) LEO ATÍLIO			
1	1:10.855	+1.584	12:02:54.475
2	1:10.133	+0.862	12:04:04.608
3	1:10.255	+0.984	12:05:14.863
4	1:44.007	+34.736	12:06:58.870
5	1:20.264	+10.993	12:08:19.134
6	1:09.271		12:09:28.405
(11) JONAS NETO			
1	1:13.195	+1.611	12:02:27.306
2	1:11.804	+0.220	12:03:39.110
3	1:12.228	+0.644	12:04:51.338
4	1:33.250	+21.666	12:06:24.588
5	1:11.584		12:07:36.172
6	1:21.365	+9.781	12:08:57.537
7	1:12.166	+0.582	12:10:09.703
(187) JACSON CARDOSO			
1	1:22.293	+9.448	12:02:13.864
2	1:28.855	+16.010	12:03:42.719
3	1:14.684	+1.839	12:04:57.403
4	1:13.161	+0.316	12:06:10.564
5	1:12.845		12:07:23.409
6	1:12.867	+0.022	12:08:36.276
(68) DEKINHA			
1	1:20.933		12:02:12.087

Lap	Lap Tm	Diff	Time of Day
-----	--------	------	-------------

Lap	Lap Tm	Diff	Time of Day
-----	--------	------	-------------

MX LEMAMT - 3a ETAPA

Classificado por voltas

MX3/MX4

C. Novo do Parecis - MT 1,150 Km

CORRIDA

28/07/2019 15:00

Corrida iniciado em 13:41:12

Pos	No.	Piloto	Categ	Volta	Diff	M.Volta	Moto	Cidade	Equipe
1	354	RAFAEL KLUGE	MX3	11		1:16.393	YAMAHA	LUCAS DO RIO VERDE	AMAZON TEMPER-PRECISASHOP BORILLI RACING
2	544	EVANDRO RITTER SCHA	MX3	11	20.194	1:15.861	KAWASAKI	PLANALTO/PR	MECÂNICA CAPANEMA-VEREADOR WAGUINHO
3	741	CLAUDIO PRUDENTE	MX3	11	21.448	1:17.195	HONDA	VARZEA GRANDE	
4	171	PETERSON PFEIFER	MX3	11	39.411	1:18.909	KAWASAKI	SORRISO	PEDRÃO MOTOS/NIKINHO TOUR
5	77	ITAMAR TADEU	MX3	11	40.317	1:19.152	YAMAHA	CACOAL	ITF MULTIMARCAS-TOMAZ MX SCHOOL
6	122	ADRIANO SOARES	MX4	11	1:01.311	1:19.035	YAMAHA	CAMPO VERDE	USE MOTOS YAMAHA-GSIX GRÁFICOS-SACOLÃO EM
7	110	ROGÉRIO ORNAGHI	MX3	11	1:11.833	1:21.030	HONDA	SINOP	RODOMOLAS AUTO PECAS/RODOVITTER TRANSP
8	29	JULIANO RODRIGUES	MX3	11	1:13.714	1:21.851	HONDA	NOVA MUTUM	POSTOS BEM BRASIL
9	74	EDUARDO RODRIGUES I	MX3	11	1:13.889	1:20.161	SUZUKI	JUARA	SANTA CRUZ RENTAL
10	9	BALA	MX3	10	1 Volta	1:22.701	HONDA	VILHENA	ARENA FITNESS-NORTON PREPARAÇÕES
11	11	BRAZ ANGELO	MX3	10	1 Volta	1:24.127	HONDA	JUARA	BRANORTE TRATORES
12	991	JUAREZ RIBEIRO	MX3	10	1 Volta	1:23.494	KAWASAKI	LUCAS DO RIO VERDE	AMERICA RACING-BORILLI
13	52	LUIZ CARLOS SCHIMIT	MX3	10	1 Volta	1:26.065	KTM	PORTO DOS GAUCHOS	LS AGRO SERVICO
14	777	WAGNER DELARICA	MX3	10	1 Volta	1:26.414	KTM	JUARA	PORTO DE AREIA DELARICA -FAZENDA SETE FLECH
15	251	TOBER PAVAN	MX3	10	1 Volta	1:25.915	KTM	LUCAS DO RIO VERDE	AMÉRICA RACING
16	22	JOSE VAGNER	MX3	10	1 Volta	1:22.946	KTM	CAMPO NOVO DO PAREC	TORNEARIA COMPO NOVO/ARILDO MOTOS
17	76	NERI RODRIGUES	MX3	10	1 Volta	1:29.878	HONDA	SINOP	NERI MOTOS
18	28	MARCOS AURÉLIO MART	MX3/MX4	10	1 Volta	1:30.929	YAMAHA	VILHENA	BIÁZUS FERRAGENS
19	69	DECAO	MX3	9	2 Voltas	1:22.962	HONDA	4 MARCOS	MOVEIS MATO GROSSO
20	65	ERIC RAMOS	MX3	9	2 Voltas	1:28.697	HONDA	TANGARA DA SERRA	
21	80	ANDERSON DUTRA	MX3	9	2 Voltas	1:32.703	KTM	SORRISO	LONZA/CERRADÃO AGRICOLA
22	66	MAX KEYLER BOTELHO	MX4	9	2 Voltas	1:33.989	HONDA	JUARA	TORNEIRA TORMAK
23	2	ITAMAR	MX3	9	2 Voltas	1:29.396	HONDA	BARRA DO BUGRES	
24	39	NEREU CAMPOS	MX3/MX4	9	2 Voltas	1:36.022	KAWASAKI	SORRISO	NIKINHO TUR/PEDRÃO MOTOS E TENDAS/MOTO C

Não classificado (75% = 9 Voltas)

27	EDUARDO XAVIER	MX3/MX4	8	3 Voltas	1:38.250	YAMAHA	PORTO DOS GAUCHOS	SOYAGRO
46	SANDRO CALIXTO	MX3/MX4	8	3 Voltas	1:40.963	YAMAHA	NOVA MUTUM	POSTO BEM BRASIL
7	VALDOMIRO POLIDO	MX3	2	9 Voltas	1:25.020	HONDA	SAPEZAL	GORDEIRA SEVEN

Margin of Victory	Avg. Speed	Best Lap Tm	Best Speed	Best Lap by
20.194	51,914	1:15.861	54,573	544 - EVANDRO RITTER SCHALLAPA

Cronometragem: MARCOS A. MANCINI - Diretor de Prova: JOCEMIR ZAMBONI

Orbits

www.mancini.esp.br



www.mylaps.com

enciado para: MANCINI CRONOMETRAGEM

MX LEMAMT - 3a ETAPA

MX3/MX4

C. Novo do Parecís - MT 1,150 Km

CORRIDA

28/07/2019 15:00

Corrida iniciado em 13:41:12

Lap	Lap Tm	Diff	Time of Day
(354) RAFAEL KLUGE			
1	1:17.585	+1.192	13:42:51.056
2	1:16.841	+0.448	13:44:07.897
3	1:16.393		13:45:24.290
4	1:17.664	+1.271	13:46:41.954
5	1:17.150	+0.757	13:47:59.104
6	1:18.380	+1.987	13:49:17.484
7	1:16.993	+0.600	13:50:34.477
8	1:19.175	+2.782	13:51:53.652
9	1:19.328	+2.935	13:53:12.980
10	1:17.377	+0.984	13:54:30.357
11	1:19.122	+2.729	13:55:49.479

Lap	Lap Tm	Diff	Time of Day
(544) EVANDRO RITTER SCHALLAPA			
1	1:17.264	+1.403	13:42:51.818
2	1:17.531	+1.670	13:44:09.349
3	1:15.861		13:45:25.210
4	1:18.588	+2.727	13:46:43.798
5	1:22.087	+6.226	13:48:05.885
6	1:18.387	+2.526	13:49:24.272
7	1:24.581	+8.720	13:50:48.853
8	1:19.969	+4.108	13:52:08.822
9	1:18.779	+2.918	13:53:27.601
10	1:20.941	+5.080	13:54:48.542
11	1:21.131	+5.270	13:56:09.673

Lap	Lap Tm	Diff	Time of Day
(741) CLAUDIO PRUDENTE			
1	1:24.019	+6.824	13:43:00.261
2	1:18.620	+1.425	13:44:18.881
3	1:17.386	+0.191	13:45:36.267
4	1:19.180	+1.985	13:46:55.447
5	1:19.767	+2.572	13:48:15.214
6	1:21.034	+3.839	13:49:36.248
7	1:20.407	+3.212	13:50:56.655
8	1:19.678	+2.483	13:52:16.333
9	1:18.486	+1.291	13:53:34.819
10	1:18.913	+1.718	13:54:53.732
11	1:17.195		13:56:10.927

Lap	Lap Tm	Diff	Time of Day
(171) PETERSON PFEIFER			
1	1:20.196	+1.287	13:42:56.385
2	1:18.909		13:44:15.294
3	1:19.027	+0.118	13:45:34.321
4	1:20.377	+1.468	13:46:54.698
5	1:19.736	+0.827	13:48:14.434
6	1:34.925	+16.016	13:49:49.359
7	1:20.702	+1.793	13:51:10.061
8	1:19.770	+0.861	13:52:29.831
9	1:20.224	+1.315	13:53:50.055
10	1:19.036	+0.127	13:55:09.091
11	1:19.799	+0.890	13:56:28.890

Lap	Lap Tm	Diff	Time of Day
(77) ITAMAR TADEU			
1	1:24.782	+5.630	13:43:02.613
2	1:21.088	+1.936	13:44:23.701
3	1:19.855	+0.703	13:45:43.556
4	1:21.003	+1.851	13:47:04.559
5	1:20.861	+1.709	13:48:25.420
6	1:21.603	+2.451	13:49:47.023
7	1:20.055	+0.903	13:51:07.078
8	1:20.094	+0.942	13:52:27.172
9	1:22.220	+3.068	13:53:49.392
10	1:19.152		13:55:08.544
11	1:21.252	+2.100	13:56:29.796

Lap	Lap Tm	Diff	Time of Day
(122) ADRIANO SOARES			
1	1:19.035		13:42:54.286
2	1:20.023	+0.988	13:44:14.309
3	1:19.607	+0.572	13:45:33.916
4	1:20.466	+1.431	13:46:54.382
5	1:27.375	+8.340	13:48:21.757
6	1:24.284	+5.249	13:49:46.041
7	1:23.790	+4.755	13:51:09.831
8	1:22.228	+3.193	13:52:32.059
9	1:24.194	+5.159	13:53:56.253
10	1:25.902	+6.867	13:55:22.155
11	1:28.635	+9.600	13:56:50.790

Lap	Lap Tm	Diff	Time of Day
(110) ROGÉRIO ORNAGHI			
1	1:22.744	+1.714	13:43:08.298
2	1:21.030		13:44:29.328
3	1:29.325	+8.295	13:45:58.653
4	1:22.736	+1.706	13:47:21.389
5	1:25.009	+3.979	13:48:46.398
6	1:21.350	+0.320	13:50:07.748
7	1:23.939	+2.909	13:51:31.687
8	1:22.778	+1.748	13:52:54.465
9	1:22.269	+1.239	13:54:16.734
10	1:22.552	+1.522	13:55:39.286
11	1:22.026	+0.996	13:57:01.312

Lap	Lap Tm	Diff	Time of Day
(29) JULIANO RODRIGUES			
1	1:26.612	+4.761	13:43:05.559
2	1:25.167	+3.316	13:44:30.726
3	1:24.402	+2.551	13:45:55.128
4	1:23.970	+2.119	13:47:19.098
5	1:23.938	+2.087	13:48:43.036
6	1:21.851		13:50:04.887
7	1:23.272	+1.421	13:51:28.159
8	1:23.629	+1.778	13:52:51.788
9	1:24.448	+2.597	13:54:16.236
10	1:22.682	+0.831	13:55:38.918
11	1:24.275	+2.424	13:57:03.193

Lap	Lap Tm	Diff	Time of Day
(74) EDUARDO RODRIGUES DE OLIVEIRA			
1	1:22.275	+2.114	13:42:58.174
2	1:20.161		13:44:18.335
3	1:20.207	+0.046	13:45:38.542
4	1:21.838	+1.677	13:47:00.380
5	1:21.657	+1.496	13:48:22.037
6	1:22.431	+2.270	13:49:44.468
7	1:45.922	+25.761	13:51:30.390
8	1:22.795	+2.634	13:52:53.185
9	1:24.456	+4.295	13:54:17.641
10	1:22.952	+2.791	13:55:40.593
11	1:22.775	+2.614	13:57:03.368

Lap	Lap Tm	Diff	Time of Day
(9) BALA			
1	1:29.956	+7.255	13:43:16.052
2	1:27.884	+5.183	13:44:43.936
3	1:26.346	+3.645	13:46:10.282
4	1:24.112	+1.411	13:47:34.394
5	1:22.701		13:48:57.095
6	1:24.648	+1.947	13:50:21.743
7	1:25.608	+2.907	13:51:47.351
8	1:26.588	+3.887	13:53:13.939
9	1:25.401	+2.700	13:54:39.340
10	1:24.295	+1.594	13:56:03.635

Lap	Lap Tm	Diff	Time of Day
(11) BRAZ ANGELO			
1	1:26.332	+2.205	13:43:03.154

Lap	Lap Tm	Diff	Time of Day
2	1:24.127		13:44:27.281
3	1:25.335	+1.208	13:45:52.616
4	1:25.956	+1.829	13:47:18.572
5	1:27.296	+3.169	13:48:45.868
6	1:27.054	+2.927	13:50:12.922
7	1:28.928	+4.801	13:51:41.850
8	1:30.350	+6.223	13:53:12.200
9	1:29.047	+4.920	13:54:41.247
10	1:26.350	+1.223	13:56:06.597

Lap	Lap Tm	Diff	Time of Day
(991) JUAREZ RIBEIRO			
1	1:28.416	+4.922	13:43:19.348
2	1:27.905	+4.411	13:44:47.253
3	1:25.368	+1.874	13:46:12.621
4	1:25.012	+1.518	13:47:37.633
5	1:26.412	+2.918	13:49:04.045
6	1:25.083	+1.589	13:50:29.128
7	1:25.365	+1.871	13:51:54.493
8	1:24.752	+1.258	13:53:19.245
9	1:23.494		13:54:42.739
10	1:24.982	+1.488	13:56:07.721

Lap	Lap Tm	Diff	Time of Day
(52) LUIZ CARLOS SCHIMIT			
1	1:27.787	+1.722	13:43:23.741
2	1:26.065		13:44:49.806
3	1:29.289	+3.224	13:46:19.095
4	1:26.242	+0.177	13:47:45.337
5	1:28.118	+2.053	13:49:13.455
6	1:27.424	+1.359	13:50:40.879
7	1:26.349	+0.284	13:52:07.228
8	1:26.583	+0.518	13:53:33.811
9	1:27.987	+1.922	13:55:01.798
10	1:27.026	+0.961	13:56:28.824

Lap	Lap Tm	Diff	Time of Day
(777) WAGNER DELARICA			
1	1:28.892	+2.478	13:43:13.740
2	1:29.467	+3.053	13:44:43.207
3	1:26.414		13:46:09.621
4	1:27.104	+0.690	13:47:36.725
5	1:26.787	+0.373	13:49:03.512
6	1:30.255	+3.841	13:50:33.767
7	1:32.196	+5.782	13:52:05.963
8	1:31.370	+4.956	13:53:37.333
9	1:30.402	+3.988	13:55:07.735
10	1:29.144	+2.730	13:56:36.879

Lap	Lap Tm	Diff	Time of Day
(251) TOBER PAVAN			
1	1:26.055	+0.140	13:43:06.467
2	1:26.158	+0.243	13:44:32.625
3	1:53.570	+27.655	13:46:26.195
4	1:27.293	+1.378	13:47:53.488
5	1:29.258	+3.343	13:49:22.746
6	1:27.855	+1.940	13:50:50.601
7	1:33.092	+7.177	13:52:23.693
8	1:28.615	+2.700	13:53:52.308
9	1:25.915		13:55:18.223
10	1:29.044	+3.129	13:56:47.267

Lap	Lap Tm	Diff	Time of Day
(22) JOSE VAGNER			
1	1:30.306	+7.360	13:43:14.879
2	1:26.520	+3.574	13:44:41.399
3	1:24.435	+1.489	13:46:05.834
4	1:25.340	+2.394	13:47:31.174
5	1:22.946		13:48:54.120
6	1:24.675	+1.729	13:50:18.795
7	1:26.310	+3.364	13:51:45.105

MX LEMAMT - 3a ETAPA

MX3/MX4

C. Novo do Parecis - MT 1,150 Km

CORRIDA

28/07/2019 15:00

Corrida iniciado em 13:41:12

Lap	Lap Tm	Diff	Time of Day
8	1:28.848	+5.902	13:53:13.953
9	1:28.193	+5.247	13:54:42.146
10	2:12.514	+49.568	13:56:54.660

(76) NERI RODRIGUES

Lap	Lap Tm	Diff	Time of Day
1	1:34.861	+4.983	13:43:18.802
2	1:29.878		13:44:48.680
3	1:31.992	+2.114	13:46:20.672
4	1:30.614	+0.736	13:47:51.286
5	1:29.918	+0.040	13:49:21.204
6	1:30.586	+0.708	13:50:51.790
7	1:29.900	+0.022	13:52:21.690
8	1:32.404	+2.526	13:53:54.094
9	1:31.778	+1.900	13:55:25.872
10	1:32.333	+2.455	13:56:58.205

(28) MARCOS AURÉLIO MARTINELLI

Lap	Lap Tm	Diff	Time of Day
1	1:33.172	+2.243	13:43:15.582
2	1:31.344	+0.415	13:44:46.926
3	1:33.347	+2.418	13:46:20.273
4	1:32.163	+1.234	13:47:52.436
5	1:31.267	+0.338	13:49:23.703
6	1:30.929		13:50:54.632
7	1:33.365	+2.436	13:52:27.997
8	1:31.582	+0.653	13:53:59.579
9	1:36.078	+5.149	13:55:35.657
10	1:38.529	+7.600	13:57:14.186

(69) DECAO

Lap	Lap Tm	Diff	Time of Day
1	1:25.781	+2.819	13:43:04.248
2	1:24.326	+1.364	13:44:28.574
3	1:29.373	+6.411	13:45:57.947
4	1:22.962		13:47:20.909
5	1:22.976	+0.014	13:48:43.885
6	1:23.137	+0.175	13:50:07.022
7	1:45.665	+22.703	13:51:52.687
8	1:24.680	+1.718	13:53:17.367
9	1:26.138	+3.176	13:54:43.505

(65) ERIC RAMOS

Lap	Lap Tm	Diff	Time of Day
1	1:34.934	+6.237	13:43:18.294
2	1:29.733	+1.036	13:44:48.027
3	1:58.162	+29.465	13:46:46.189
4	1:33.458	+4.761	13:48:19.647
5	1:34.688	+5.991	13:49:54.335
6	1:36.087	+7.390	13:51:30.422
7	1:30.804	+2.107	13:53:01.226
8	1:30.882	+2.185	13:54:32.108
9	1:28.697		13:56:00.805

(80) ANDERSON DUTRA

Lap	Lap Tm	Diff	Time of Day
1	1:36.183	+3.480	13:43:23.174
2	1:32.703		13:44:55.877
3	1:35.381	+2.678	13:46:31.258
4	1:34.462	+1.759	13:48:05.720
5	1:35.858	+3.155	13:49:41.578
6	1:36.311	+3.608	13:51:17.889
7	1:36.629	+3.926	13:52:54.518
8	1:36.561	+3.858	13:54:31.079
9	1:38.722	+6.019	13:56:09.801

(66) MAX KEYLER BOTELHO

Lap	Lap Tm	Diff	Time of Day
1	1:35.299	+1.310	13:43:28.005
2	1:35.267	+1.278	13:45:03.272
3	1:35.428	+1.439	13:46:38.700
4	1:34.251	+0.262	13:48:12.951

Lap	Lap Tm	Diff	Time of Day
5	1:38.470	+4.481	13:49:51.421
6	1:38.217	+4.228	13:51:29.638
7	1:41.790	+7.801	13:53:11.428
8	1:33.989		13:54:45.417
9	1:37.385	+3.396	13:56:22.802

(2) ITAMAR

Lap	Lap Tm	Diff	Time of Day
1	1:31.245	+1.849	13:43:11.032
2	1:31.659	+2.263	13:44:42.691
3	1:32.207	+2.811	13:46:14.898
4	1:29.396		13:47:44.294
5	1:37.897	+8.501	13:49:22.191
6	1:36.767	+7.371	13:50:58.958
7	1:35.693	+6.297	13:52:34.651
8	2:13.175	+43.779	13:54:47.826
9	1:39.268	+9.872	13:56:27.094

(39) NEREU CAMPOS

Lap	Lap Tm	Diff	Time of Day
1	1:39.086	+3.064	13:43:26.119
2	1:36.022		13:45:02.141
3	1:38.472	+2.450	13:46:40.613
4	1:40.484	+4.462	13:48:21.097
5	1:40.180	+4.158	13:50:01.277
6	1:38.308	+2.286	13:51:39.585
7	1:39.588	+3.566	13:53:19.173
8	1:42.552	+6.530	13:55:01.725
9	1:40.226	+4.204	13:56:41.951

(27) EDUARDO XAVIER

Lap	Lap Tm	Diff	Time of Day
1	1:42.601	+4.351	13:43:27.228
2	1:38.250		13:45:05.478
3	1:39.552	+1.302	13:46:45.030
4	1:39.770	+1.520	13:48:24.800
5	2:00.591	+22.341	13:50:25.391
6	1:48.658	+10.408	13:52:14.049
7	1:50.641	+12.391	13:54:04.690
8	1:49.166	+10.916	13:55:53.856

(46) SANDRO CALIXTO

Lap	Lap Tm	Diff	Time of Day
1	1:42.351	+1.388	13:43:40.831
2	1:40.963		13:45:21.794
3	2:21.162	+40.199	13:47:42.956
4	1:49.396	+8.433	13:49:32.352
5	1:44.586	+3.623	13:51:16.938
6	1:49.467	+8.504	13:53:06.405
7	1:48.739	+7.776	13:54:55.144
8	1:45.622	+4.659	13:56:40.766

(7) VALDOMIRO POLIDO

Lap	Lap Tm	Diff	Time of Day
1	1:25.020		13:43:03.570
2	1:29.368	+4.348	13:44:32.938

MX LEMAMT - 3a ETAPA

Classificado pela melhor volta

MX3/MX4

C. Novo do Parecís - MT 1,150 Km

TREINO CRONOMETRADO

28/07/2019 09:45

Qualificação iniciado em 9:58:11

Pos	No.	Piloto	Categ	M.Volta	Dif.	Moto	Cidade	Equipe
1	354	RAFAEL KLUGE	MX3	1:15.048		YAMAHA	LUCAS DO RIO VERDE	AMAZON TEMPER-PRECISASHOP BORILLI RACING
2	544	EVANDRO RITTER SCHAL	MX3	1:15.853	0.805	KAWASAKI	PLANALTO/PR	MECÂNICA CAPANEMA-VEREADOR WAGUINHO
3	110	ROGÉRIO ORNAGHI	MX3	1:17.050	2.002	HONDA	SINOP	RODOMOLAS AUTO PECAS/RODOVITTER TRANSPORTE
4	741	CLAUDIO PRUDENTE	MX3	1:17.140	2.092	HONDA	VARZEA GRANDE	
5	171	PETERSON PFEIFER	MX3	1:17.363	2.315	KAWASAKI	SORRISO	PEDRÃO MOTOS/NIKINHO TOUR
6	74	EDUARDO RODRIGUES D	MX3	1:17.704	2.656	SUZUKI	JUARA	SANTA CRUZ RENTAL
7	77	ITAMAR TADEU	MX3	1:17.859	2.811	YAMAHA	CACOAL	ITF MULTIMARCAS-TOMAZ MX SCHOOL
8	9	BALA	MX3	1:18.758	3.710	HONDA	VILHENA	ARENA FITNESS-NORTON PREPARAÇÕES
9	22	JOSE VAGNER	MX3	1:18.856	3.808	KTM	CAMPO NOVO DO PARECIS	TORNEARIA COMPO NOVO/ARILDO MOTOS
10	29	JULIANO RODRIGUES	MX3	1:20.355	5.307	HONDA	NOVA MUTUM	POSTOS BEM BRASIL
11	122	ADRIANO SOARES	MX4	1:20.513	5.465	YAMAHA	CAMPO VERDE	USE MOTOS YAMAHA-GSIX GRÁFICOS-SACOLÃO EMBALAGEN
12	991	JUAREZ RIBEIRO	MX3	1:20.948	5.900	KAWASAKI	LUCAS DO RIO VERDE	AMERICA RACING-BORILLI
13	251	TOBER PAVAN	MX3	1:22.243	7.195	KTM	LUCAS DO RIO VERDE	AMÉRICA RACING
14	69	DECAO	MX3	1:22.731	7.683	HONDA	4 MARCOS	MOVEIS MATO GROSSO
15	7	VALDOMIRO POLIDO	MX3	1:22.945	7.897	HONDA	SAPEZAL	GORDEIRA SEVEN
16	76	NERI RODRIGUES	MX3	1:23.170	8.122	HONDA	SINOP	NERI MOTOS
17	11	BRAZ ANGELO	MX3	1:23.595	8.547	HONDA	JUARA	BRANORTE TRATORES
18	777	WAGNER DELARICA	MX3	1:23.965	8.917	KTM	JUARA	PORTO DE AREIA DELARICA -FAZENDA SETE FLECHAS
19	65	ERIC RAMOS	MX3	1:24.425	9.377	HONDA	TANGARA DA SERRA	
20	52	LUIZ CARLOS SCHIMIT	MX3	1:25.676	10.628	KTM	PORTO DOS GAUCHOS	LS AGRO SERVICO
21	28	MARCOS AURÉLIO MART	MX3/MX4	1:26.454	11.406	YAMAHA	VILHENA	BIÁZUS FERRAGENS
22	574	ITAMAR LISBOA	MX3/MX4	1:29.209	14.161	HONDA	VILHENA	TIO ITA TRANSPORTES
23	66	MAX KEYLER BOTELHO	MX4	1:30.509	15.461	HONDA	JUARA	TORNEIRA TORMAK
24	2	ITAMAR	MX3	1:30.689	15.641	HONDA	BARRA DO BUGRES	
25	80	ANDERSON DUTRA	MX3	1:34.203	19.155	KTM	SORRISO	LONZA/CERRADÃO AGRICOLA
26	27	EDUARDO XAVIER	MX3/MX4	1:37.129	22.081	YAMAHA	PORTO DOS GAÚCHOS	SOYAGRO
27	39	NEREU CAMPOS	MX3/MX4	1:37.805	22.757	KAWASAKI	SORRISO	NIKINHO TUR/PEDRÃO MOTOS E TENDAS/MOTO CLUBE SOR
28	46	SANDRO CALIXTO	MX3/MX4	1:42.757	27.709	YAMAHA	NOVA MUTUM	POSTO BEM BRASIL

MX LEMAMT - 3a ETAPA

MX3/MX4

C. Novo do Parecis - MT 1,150 Km

TREINO CRONOMETRADO

28/07/2019 09:45

Qualificação iniciado em 9:58:11

Lap	Lap Tm	Diff	Time of Day
(354) RAFAEL KLUGE			
1	1:24.427	+9.379	9:59:54.335
2	1:18.871	+3.823	10:01:13.206
3	1:15.048		10:02:28.254
4	1:15.341	+0.293	10:03:43.595
5	1:20.071	+5.023	10:05:03.666
6	1:16.566	+1.518	10:06:20.232
7	1:18.746	+3.698	10:07:38.978
(544) EVANDRO RITTER SCHALLAPA			
1	1:18.314	+2.461	9:59:46.179
2	1:18.129	+2.276	10:01:04.308
3	1:16.340	+0.487	10:02:20.648
4	1:17.123	+1.270	10:03:37.771
5	1:20.365	+4.512	10:04:58.136
6	1:17.598	+1.745	10:06:15.734
7	1:15.853		10:07:31.587
8	1:22.111	+6.258	10:08:53.698
(110) ROGÉRIO ORNAGHI			
1	1:35.294	+18.244	10:00:18.697
2	1:18.822	+1.772	10:01:37.519
3	1:19.559	+2.509	10:02:57.078
4	1:17.292	+0.242	10:04:14.370
5	1:17.922	+0.872	10:05:32.292
6	1:21.130	+4.080	10:06:53.422
7	1:17.050		10:08:10.472
(741) CLAUDIO PRUDENTE			
1	1:24.893	+7.753	10:00:14.230
2	1:18.796	+1.656	10:01:33.026
3	1:19.715	+2.575	10:02:52.741
4	1:17.140		10:04:09.881
5	1:19.201	+2.061	10:05:29.082
6	1:19.789	+2.649	10:06:48.871
7	1:22.970	+5.830	10:08:11.841
(171) PETERSON PFEIFER			
1	1:20.310	+2.947	9:59:45.575
2	1:17.363		10:01:02.938
3	1:19.385	+2.022	10:02:22.323
4	1:18.932	+1.569	10:03:41.255
5	1:21.154	+3.791	10:05:02.409
6	1:21.833	+4.470	10:06:24.242
(74) EDUARDO RODRIGUES DE OLIVEIRA			
1	1:32.274	+14.570	10:00:19.611
2	1:25.292	+7.588	10:01:44.903
3	1:22.886	+5.182	10:03:07.789
4	1:22.218	+4.514	10:04:30.007
5	1:19.073	+1.369	10:05:49.080
6	1:19.670	+1.966	10:07:08.750
7	1:17.704		10:08:26.454
8	1:18.978	+1.274	10:09:45.432
(77) ITAMAR TADEU			
1	1:28.104	+10.245	9:59:54.224
2	1:22.778	+4.919	10:01:17.002
3	1:56.725	+38.866	10:03:13.727
4	1:20.178	+2.319	10:04:33.905
5	1:24.336	+6.477	10:05:58.241
6	1:17.859		10:07:16.100
(9) BALA			
1	1:30.672	+11.914	10:00:23.844

Lap	Lap Tm	Diff	Time of Day
2	1:24.853	+6.095	10:01:48.697
3	1:23.968	+5.210	10:03:12.665
4	1:21.269	+2.511	10:04:33.934
5	1:21.360	+2.602	10:05:55.294
6	2:49.933	+1:31.175	10:08:45.227
7	1:18.758		10:10:03.985
(22) JOSE VAGNER			
1	1:24.381	+5.525	9:59:53.252
2	1:20.404	+1.548	10:01:13.656
3	1:20.141	+1.285	10:02:33.797
4	1:20.709	+1.853	10:03:54.506
5	1:21.547	+2.691	10:05:16.053
6	1:20.664	+1.808	10:06:36.717
7	1:20.361	+1.505	10:07:57.078
8	1:18.856		10:09:15.934
(29) JULIANO RODRIGUES			
1	1:27.019	+6.664	10:00:03.643
2	1:25.785	+5.430	10:01:29.428
3	1:22.121	+1.766	10:02:51.549
4	1:20.355		10:04:11.904
5	1:40.228	+19.873	10:05:52.132
6	1:20.811	+0.456	10:07:12.943
7	2:13.392	+53.037	10:09:26.335
(122) ADRIANO SOARES			
1	1:21.799	+1.286	9:59:48.596
2	1:20.513		10:01:09.109
3	1:21.155	+0.642	10:02:30.264
4	1:24.794	+4.281	10:03:55.058
5	1:32.239	+11.726	10:05:27.297
6	1:26.729	+6.216	10:06:54.026
7	1:24.545	+4.032	10:08:18.571
8	1:22.922	+2.409	10:09:41.493
(991) JUAREZ RIBEIRO			
1	1:26.024	+5.076	10:00:01.383
2	1:23.616	+2.668	10:01:24.999
3	1:23.857	+2.909	10:02:48.856
4	1:20.948		10:04:09.804
5	1:23.579	+2.631	10:05:33.383
6	1:24.351	+3.403	10:06:57.734
7	1:55.474	+34.526	10:08:53.208
(251) TOBER PAVAN			
1	1:25.469	+3.226	9:59:56.141
2	1:24.398	+2.155	10:01:20.539
3	1:22.243		10:02:42.782
4	1:24.389	+2.146	10:04:07.171
5	1:24.777	+2.534	10:05:31.948
(69) DECAO			
1	1:23.227	+0.496	10:00:51.202
2	1:22.731		10:02:13.933
3	1:25.291	+2.560	10:03:39.224
4	1:27.162	+4.431	10:05:06.386
5	1:27.246	+4.515	10:06:33.632
6	2:45.824	+1:23.093	10:09:19.456
(7) VALDOMIRO POLIDO			
1	1:29.423	+6.478	10:00:07.905
2	1:22.945		10:01:30.850
3	1:23.878	+0.933	10:02:54.728
4	1:23.699	+0.754	10:04:18.427
5	2:07.375	+44.430	10:06:25.802

Lap	Lap Tm	Diff	Time of Day
(76) NERI RODRIGUES			
1	1:30.415	+7.245	10:00:16.777
2	1:27.359	+4.189	10:01:44.136
3	1:23.170		10:03:07.306
4	1:25.185	+2.015	10:04:32.491
5	1:27.449	+4.279	10:05:59.940
6	1:24.902	+1.732	10:07:24.842
(11) BRAZ ANGELO			
1	1:44.094	+20.499	10:00:41.330
2	1:27.965	+4.370	10:02:09.295
3	1:27.461	+3.866	10:03:36.756
4	1:26.557	+2.962	10:05:03.313
5	1:30.965	+7.370	10:06:34.278
6	1:43.012	+19.417	10:08:17.290
7	1:23.595		10:09:40.885
(777) WAGNER DELARICA			
1	1:30.422	+6.457	10:00:25.386
2	1:26.775	+2.810	10:01:52.161
3	1:23.965		10:03:16.126
4	1:24.380	+0.415	10:04:40.506
5	1:28.424	+4.459	10:06:08.930
6	1:24.636	+0.671	10:07:33.566
7	1:24.306	+0.341	10:08:57.872
(65) ERIC RAMOS			
1	1:38.199	+13.774	10:00:36.463
2	1:30.964	+6.539	10:02:07.427
3	1:24.425		10:03:31.852
4	1:31.202	+6.777	10:05:03.054
5	1:26.919	+2.494	10:06:29.973
(52) LUIZ CARLOS SCHIMIT			
1	1:27.137	+1.461	10:00:09.048
2	1:25.676		10:01:34.724
3	1:26.709	+1.033	10:03:01.433
4	2:59.694	+1:34.018	10:06:01.127
(28) MARCOS AURÉLIO MARTINELLI			
1	1:29.092	+2.638	10:00:02.685
2	1:26.454		10:01:29.139
3	1:31.606	+5.152	10:03:00.745
4	2:07.513	+4:1.059	10:05:08.258
(574) ITAMAR LISBOA			
1	1:39.390	+10.181	10:00:24.328
2	1:34.080	+4.871	10:01:58.408
3	1:32.543	+3.334	10:03:30.951
4	1:31.274	+2.065	10:05:02.225
5	1:29.867	+0.658	10:06:32.092
6	1:48.349	+19.140	10:08:20.441
7	1:29.209		10:09:49.650
(66) MAX KEYLER BOTELHO			
1	1:36.703	+6.194	10:00:17.517
2	1:30.509		10:01:48.026
3	1:30.552	+0.043	10:03:18.578
4	1:32.356	+1.847	10:04:50.934
5	2:37.049	+1:06.540	10:07:27.983
6	2:06.122	+35.613	10:09:34.105
(2) ITAMAR			
1	1:34.587	+3.898	10:00:37.651
2	1:30.689		10:02:08.340

MX LEMAMT - 3a ETAPA


MX3/MX4

C. Novo do Parecis - MT 1,150 Km

TREINO CRONOMETRADO

28/07/2019 09:45

Qualificação iniciado em 9:58:11



Lap	Lap Tm	Diff	Time of Day	Lap	Lap Tm	Diff	Time of Day	Lap	Lap Tm	Diff	Time of Day
(80) ANDERSON DUTRA											
1	1:37.231	+3.028	10:00:16.710								
2	1:35.596	+1.393	10:01:52.306								
3	1:34.203		10:03:26.509								
4	1:35.042	+0.839	10:05:01.551								
5	1:38.814	+4.611	10:06:40.365								
6	1:44.303	+10.100	10:08:24.668								
7	1:36.255	+2.052	10:10:00.923								
(27) EDUARDO XAVIER											
1	1:41.956	+4.827	10:00:29.944								
2	1:37.129		10:02:07.073								
3	1:39.558	+2.429	10:03:46.631								
4	1:38.230	+1.101	10:05:24.861								
5	1:51.246	+14.117	10:07:16.107								
(39) NEREU CAMPOS											
1	1:39.597	+1.792	10:00:13.326								
2	1:37.805		10:01:51.131								
3	1:39.429	+1.624	10:03:30.560								
4	1:40.938	+3.133	10:05:11.498								
5	2:20.763	+42.958	10:07:32.261								
(46) SANDRO CALIXTO											
1	1:43.356	+0.599	10:00:34.469								
2	1:42.757		10:02:17.226								
3	1:43.168	+0.411	10:04:00.394								
4	3:08.003	+1:25.246	10:07:08.397								

MX LEMAMT - 3a ETAPA

Classificado por voltas

NOVATOS (NAC)

C. Novo do Parecis - MT 1,150 Km

CORRIDA

28/07/2019 15:20

Corrida iniciado em 14:05:24

Pos	No.	Piloto	Categ	Volta	Diff	M.Volta	Moto	Cidade	Equipe
1	17	EDGAR FONTANA	NOVATOS (NAC)	10		1:21.335	HONDA	JUINA	PRIME AÇÁ
2	592	LEONARDO SIMIONE	NOVATOS (NAC)	10	6.251	1:20.628	HONDA	MARCELÂNDIA	PAI
3	22	ADILSON LIMA (RACHEI	NOVATOS (NAC)	10	16.701	1:21.963	HONDA	BRASNORTE	ATUAL/RADAR AUTO PECAS
4	333	EDUARDO MARSON	NOVATOS (NAC)	10	25.548	1:22.297	HONDA	SAPEZAL	NUTELA RACING-INOVACAO AGRICOLA-SUPER MO'
5	108	SAMUEL(SAMUCA)	NOVATOS (NAC)	10	26.287	1:21.388	HONDA	SAPEZAL	BURTI LANCHES-CENTRAL AUTO ESCOLA-SUPER M
6	146	EDIO RIBEIRO DIAS	NOVATOS (NAC)	10	46.791	1:24.720	HONDA	SAO JOSE RIO CLARO	
7	15	MATEUS VIEIRA	NOVATOS (NAC)	10	1:01.222	1:19.016	HONDA	JUARA	VIA AUTO CENTER
8	9	AVINER AGUERO GOME!	NOVATOS (NAC)	10	1:06.813	1:25.184	HONDA	CAMPO NOVO DOS PARE	CYBER MOTOS/JD MANUTENÇÃO DE COMPRESSOR
9	66	RUBINHO	NOVATOS (NAC)	10	1:09.383	1:25.727	HONDA	CAMPO NOVO DO PAREC	TOUR RESTAURANTE E CONVENIENCIA-R.O. SILVA P
10	12	BOY	NOVATOS (NAC)	10	1:23.510	1:28.437	HONDA	BRASNORTE	
11	126	RENATO LEDESMA	NOVATOS (NAC)	9	1 Volta	1:24.295	HONDA	TANGARA DA SERRA	
12	1	MARLON	NOVATOS (NAC)	9	1 Volta	1:29.661	HONDA	DIAMANTIN O	
13	84	FELIPE SANTANA	NOVATOS (NAC)	9	1 Volta	1:30.182	HONDA	BRASNORTE	
14	23	GILMAR DA SILVA	NOVATOS (NAC)	9	1 Volta	1:31.172	HONDA	CAMPO NOVO DO PAREC	CYBER MOTOS-CLÍNICA AUTOMOTIVA CAPANEMA-1
15	49	ANTONIO PAVIN	NOVATOS (NAC)	9	1 Volta	1:31.211	HONDA	GLÓRIA DO OESTE	PREFEITURA DE GLÓRIA OESTE-AGRORURAL

Não classificado (75% = 8 Voltas)

7	MAIKE RODRIGUES	NOVATOS (NAC)	7	3 Voltas	1:22.791	HONDA	SORRISO	CHICÃO MOTOS
19	ITAMAR	NOVATOS (NAC)		10 Voltas		HONDA	BARRA DO BUGRES	

Margin of Victory	Avg. Speed	Best Lap Tm	Best Speed	Best Lap by
6.251	48,777	1:19.016	52,394	15 - MATEUS VIEIRA

Cronometragem: MARCOS A. MANCINI - Diretor de Prova: JOCEMIR ZAMBONI

Orbits

www.mancini.esp.br



www.mylaps.com

enciado para: MANCINI CRONOMETRAGEM

MX LEMAMT - 3a ETAPA

Classificado por voltas

NOVATOS (NAC)

C. Novo do Parecis - MT 1,150 Km

CORRIDA

28/07/2019 15:20

Corrida iniciado em 14:05:24

Pos	No.	Piloto	Categ	Volta	Diff	M.Volta	Moto	Cidade	Equipe
1	17	EDGAR FONTANA	NOVATOS (NAC)	10		1:21.335	HONDA	JUINA	PRIME AÇÁ
2	592	LEONARDO SIMIONE	NOVATOS (NAC)	10	6.251	1:20.628	HONDA	MARCELÂNDIA	PAI
3	22	ADILSON LIMA (RACHEI	NOVATOS (NAC)	10	16.701	1:21.963	HONDA	BRASNORTE	ATUAL/RADAR AUTO PECAS
4	333	EDUARDO MARSON	NOVATOS (NAC)	10	25.548	1:22.297	HONDA	SAPEZAL	NUTELA RACING-INOVACAO AGRICOLA-SUPER MO'
5	108	SAMUEL(SAMUCA)	NOVATOS (NAC)	10	26.287	1:21.388	HONDA	SAPEZAL	BURTI LANCHES-CENTRAL AUTO ESCOLA-SUPER M
6	146	EDIO RIBEIRO DIAS	NOVATOS (NAC)	10	46.791	1:24.720	HONDA	SAO JOSE RIO CLARO	
7	15	MATEUS VIEIRA	NOVATOS (NAC)	10	1:01.222	1:19.016	HONDA	JUARA	VIA AUTO CENTER
8	9	AVINER AGUERO GOME!	NOVATOS (NAC)	10	1:06.813	1:25.184	HONDA	CAMPO NOVO DOS PARE	CYBER MOTOS/JD MANUTENÇÃO DE COMPRESSOR
9	66	RUBINHO	NOVATOS (NAC)	10	1:09.383	1:25.727	HONDA	CAMPO NOVO DO PAREC	TO R RESTAURANTE E CONVENIENCIA-R.O. SILVA P
10	12	BOY	NOVATOS (NAC)	10	1:23.510	1:28.437	HONDA	BRASNORTE	
11	126	RENATO LEDESMA	NOVATOS (NAC)	9	1 Volta	1:24.295	HONDA	TANGARA DA SERRA	
12	1	MARLON	NOVATOS (NAC)	9	1 Volta	1:29.661	HONDA	DIAMANTIN O	
13	84	FELIPE SANTANA	NOVATOS (NAC)	9	1 Volta	1:30.182	HONDA	BRASNORTE	
14	23	GILMAR DA SILVA	NOVATOS (NAC)	9	1 Volta	1:31.172	HONDA	CAMPO NOVO DO PAREC	CYBER MOTOS-CLÍNICA AUTOMOTIVA CAPANEMA-1
15	49	ANTONIO PAVIN	NOVATOS (NAC)	9	1 Volta	1:31.211	HONDA	GLÓRIA DO OESTE	PREFEITURA DE GLÓRIA OESTE-AGRORURAL

Não classificado (75% = 8 Voltas)

7	MAIKE RODRIGUES	NOVATOS (NAC)	7	3 Voltas	1:22.791	HONDA	SORRISO	CHICÃO MOTOS
19	ITAMAR	NOVATOS (NAC)		10 Voltas		HONDA	BARRA DO BUGRES	

Margin of Victory	Avg. Speed	Best Lap Tm	Best Speed	Best Lap by
6.251	48,777	1:19.016	52,394	15 - MATEUS VIEIRA

Cronometragem: MARCOS A. MANCINI - Diretor de Prova: JOCEMIR ZAMBONI

Orbits

www.mancini.esp.br



www.mylaps.com

enciado para: MANCINI CRONOMETRAGEM

MX LEMAMT - 3ª ETAPA

NOVATOS (NAC)

C. Novo do Parecís - MT 1,150 Km

CORRIDA

28/07/2019 15:20

Corrida iniciado em 14:05:24

Lap	Lap Tm	Diff	Time of Day
(17) EDGAR FONTANA			
1	1:23.253	+1.918	14:07:11.255
2	1:22.998	+1.663	14:08:34.253
3	1:24.645	+3.310	14:09:58.898
4	1:22.987	+1.652	14:11:21.885
5	1:22.550	+1.215	14:12:44.435
6	1:22.675	+1.340	14:14:07.110
7	1:21.700	+0.365	14:15:28.810
8	1:21.493	+0.158	14:16:50.303
9	1:21.335		14:18:11.638
10	1:21.784	+0.449	14:19:33.422
(592) LEONARDO SIMIONE			
1	1:25.367	+4.739	14:07:13.689
2	1:24.677	+4.049	14:08:38.366
3	1:21.548	+0.920	14:09:59.914
4	1:20.961	+0.333	14:11:20.875
5	1:21.707	+1.079	14:12:42.582
6	1:22.086	+1.458	14:14:04.668
7	1:23.635	+3.007	14:15:28.303
8	1:26.787	+6.159	14:16:55.090
9	1:20.628		14:18:15.718
10	1:23.955	+3.327	14:19:39.673
(22) ADILSON LIMA (RACHEIRO)			
1	1:25.033	+3.070	14:07:14.026
2	1:22.689	+0.726	14:08:36.715
3	1:24.042	+2.079	14:10:00.757
4	1:22.333	+0.370	14:11:23.090
5	1:23.054	+1.091	14:12:46.144
6	1:21.963		14:14:08.107
7	1:25.357	+3.394	14:15:33.464
8	1:26.313	+4.350	14:16:59.777
9	1:24.185	+2.222	14:18:23.962
10	1:26.161	+4.198	14:19:50.123
(333) EDUARDO MARSON			
1	1:26.751	+4.454	14:07:15.281
2	1:25.294	+2.997	14:08:40.575
3	1:23.114	+0.817	14:10:03.689
4	1:22.297		14:11:25.986
5	1:24.211	+1.914	14:12:50.197
6	1:28.230	+5.933	14:14:18.427
7	1:26.857	+4.560	14:15:45.284
8	1:25.652	+3.355	14:17:10.936
9	1:24.963	+2.666	14:18:35.899
10	1:23.071	+0.774	14:19:58.970
(108) SAMUEL (SAMUCA)			
1	1:24.905	+3.517	14:07:12.120
2	1:23.270	+1.882	14:08:35.390
3	1:22.416	+1.028	14:09:57.806
4	1:22.205	+0.817	14:11:20.011
5	1:21.388		14:12:41.399
6	1:24.125	+2.737	14:14:05.524
7	1:34.434	+13.046	14:15:39.958
8	1:25.431	+4.043	14:17:05.389
9	1:31.925	+10.537	14:18:37.314
10	1:22.395	+1.007	14:19:59.709
(146) EDIO RIBEIRO DIAS			
1	1:27.487	+2.767	14:07:19.107
2	1:27.392	+2.672	14:08:46.499
3	1:25.879	+1.159	14:10:12.378
4	1:26.102	+1.382	14:11:38.480

Lap	Lap Tm	Diff	Time of Day
5	1:25.764	+1.044	14:13:04.244
6	1:24.880	+0.160	14:14:29.124
7	1:25.575	+0.855	14:15:54.699
8	1:24.720		14:17:19.419
9	1:32.947	+8.227	14:18:52.366
10	1:27.847	+3.127	14:20:20.213
(15) MATEUS VIEIRA			
1	1:20.303	+1.287	14:07:06.982
2	1:20.299	+1.283	14:08:27.281
3	1:19.016		14:09:46.297
4	1:21.295	+2.279	14:11:07.592
5	1:20.877	+1.861	14:12:28.469
6	1:20.098	+1.082	14:13:48.567
7	1:22.364	+3.348	14:15:10.931
8	2:43.530	+1:24.514	14:17:54.461
9	1:19.791	+0.775	14:19:14.252
10	1:20.392	+1.376	14:20:34.644
(9) AVINER AGUERO GOMES			
1	1:29.080	+3.896	14:07:20.265
2	1:38.196	+13.012	14:08:58.461
3	1:30.830	+5.646	14:10:29.291
4	1:29.986	+4.802	14:11:59.277
5	1:28.484	+3.300	14:13:27.761
6	1:26.160	+0.976	14:14:53.921
7	1:25.184		14:16:19.105
8	1:28.484	+0.726	14:17:45.015
9	1:26.879	+1.695	14:19:11.894
10	1:28.341	+3.157	14:20:40.235
(66) RUBINHO			
1	1:32.549	+6.822	14:07:26.573
2	1:28.711	+2.984	14:08:55.284
3	1:26.481	+0.754	14:10:21.765
4	1:25.727		14:11:47.492
5	1:33.353	+7.626	14:13:20.845
6	1:29.180	+3.453	14:14:50.025
7	1:27.618	+1.891	14:16:17.643
8	1:27.921	+2.194	14:17:45.564
9	1:27.806	+2.079	14:19:13.370
10	1:29.435	+3.708	14:20:42.805
(12) BOY			
1	1:32.747	+4.310	14:07:26.300
2	1:31.677	+3.240	14:08:57.977
3	1:30.262	+1.825	14:10:28.239
4	1:28.997	+0.560	14:11:57.236
5	1:30.068	+1.631	14:13:27.304
6	1:29.470	+1.033	14:14:56.774
7	1:28.437		14:16:25.211
8	1:30.413	+1.976	14:17:55.624
9	1:29.861	+1.424	14:19:25.485
10	1:31.447	+3.010	14:20:56.932
(126) RENATO LEDESMA			
1	1:26.723	+2.428	14:07:16.441
2	1:26.724	+2.429	14:08:43.165
3	1:24.295		14:10:07.460
4	1:25.770	+1.475	14:11:33.230
5	1:27.341	+3.046	14:13:00.571
6	1:25.345	+1.050	14:14:25.916
7	1:31.351	+7.056	14:15:57.267
8	2:07.781	+43.486	14:18:05.048
9	1:30.120	+5.825	14:19:35.168

Lap	Lap Tm	Diff	Time of Day
(1) MARLON			
1	1:32.894	+3.233	14:07:28.410
2	1:32.394	+2.733	14:09:00.804
3	1:30.815	+1.154	14:10:31.619
4	1:56.556	+26.895	14:12:28.175
5	1:30.363	+0.702	14:13:58.538
6	1:29.661		14:15:28.199
7	1:31.435	+1.774	14:16:59.634
8	1:31.684	+2.023	14:18:31.318
9	1:43.300	+13.639	14:20:14.618
(84) FELIPE SANTANA			
1	1:35.442	+5.260	14:07:49.997
2	1:31.943	+1.761	14:09:21.940
3	1:32.711	+2.529	14:10:54.651
4	1:30.182		14:12:24.833
5	1:34.700	+4.518	14:13:59.533
6	1:36.309	+6.127	14:15:35.842
7	1:34.805	+4.623	14:17:10.647
8	1:33.280	+3.098	14:18:43.927
9	1:33.555	+3.373	14:20:17.482
(23) GILMAR DA SILVA			
1	1:51.515	+20.343	14:07:45.500
2	1:34.110	+2.938	14:09:19.610
3	1:51.665	+20.493	14:11:11.275
4	1:36.556	+5.384	14:12:47.831
5	1:36.139	+4.967	14:14:23.970
6	1:33.014	+1.842	14:15:56.984
7	1:33.321	+2.149	14:17:30.305
8	1:32.295	+1.123	14:19:02.600
9	1:31.172		14:20:33.772
(49) ANTONIO PAVIN			
1	1:31.293	+0.082	14:07:23.557
2	1:31.211		14:08:54.768
3	1:35.319	+4.108	14:10:30.087
4	1:40.153	+8.942	14:12:10.240
5	1:41.173	+9.962	14:13:51.413
6	1:46.848	+15.637	14:15:38.261
7	1:40.870	+9.659	14:17:19.131
8	1:40.998	+9.787	14:19:00.129
9	1:45.438	+14.227	14:20:45.567
(7) MAIKE RODRIGUES			
1	2:09.942	+47.151	14:08:01.891
2	1:24.179	+1.388	14:09:26.070
3	1:23.751	+0.960	14:10:49.821
4	1:22.791		14:12:12.612
5	1:22.947	+0.156	14:13:35.559
6	1:24.095	+1.304	14:14:59.654
7	1:27.592	+4.801	14:16:27.246

MX LEMAMT - 3a ETAPA

Classificado pela melhor volta

NOVATOS (NAC)

C. Novo do Parecis - MT 1,150 Km

TREINO CRONOMETRADO

28/07/2019 10:00

Qualificação iniciado em 10:18:40

Pos	No.	Piloto	Categ	M.Volta	Dif.	Moto	Cidade	Equipe
1	15	MATEUS VIEIRA	NOVATOS (NAC)	1:18.079		HONDA	JUARA	VIA AUTO CENTER
2	46	DIEGO UGOLINI	NOVATOS (NAC)	1:19.118	1.039	HONDA	NOVA MUTUM	POSTOS BEM BRASIL/SANDRO46
3	7	MAIKE RODRIGUES	NOVATOS (NAC)	1:20.591	2.512	HONDA	SORRISO	CHICÃO MOTOS
4	333	EDUARDO MARSON	NOVATOS (NAC)	1:20.731	2.652	HONDA	SAPEZAL	NUTELA RACING-INOVACAO AGRICOLA-SUPER MOTOS
5	592	LEONARDO SIMIONE	NOVATOS (NAC)	1:21.214	3.135	HONDA	MARCELÂNDIA	PAI
6	17	EDGAR FONTANA	NOVATOS (NAC)	1:22.050	3.971	HONDA	JUINA	PRIME AÇAÍ
7	146	EDIO RIBEIRO DIAS	NOVATOS (NAC)	1:22.683	4.604	HONDA	SAO JOSE RIO CLARO	
8	108	SAMUEL(SAMUCA)	NOVATOS (NAC)	1:23.254	5.175	HONDA	SAPEZAL	BURITI LANCHES-CENTRAL AUTO ESCOLA-SUPER MOTOS-ME
9	19	ITAMAR	NOVATOS (NAC)	1:23.944	5.865	HONDA	BARRA DO BUGRES	
10	9	AVINER AGUERO GOMES	NOVATOS (NAC)	1:24.748	6.669	HONDA	CAMPO NOVO DOS PARECIS	CYBER MOTOS/JD MANUTENÇÃO DE COMPRESSORES/AUTO
11	22	ADILSON LIMA (RACHEIF	NOVATOS (NAC)	1:25.142	7.063	HONDA	BRASNORTE	ATUAL/RADAR AUTO PECAS
12	66	RUBINHO	NOVATOS (NAC)	1:26.255	8.176	HONDA	CAMPO NOVO DO PARECIS	D.R RESTAURANTE E CONVENIENCIA-R.O. SILVA PRESTADO
13	84	FELIPE SANTANA	NOVATOS (NAC)	1:27.391	9.312	HONDA	BRASNORTE	
14	49	ANTONIO PAVIN	NOVATOS (NAC)	1:28.951	10.872	HONDA	GLÓRIA DO OESTE	PREFEITURA DE GLÓRIA OESTE-AGRORURAL
15	126	RENATO LEDESMA	NOVATOS (NAC)	1:29.115	11.036	HONDA	TANGARA DA SERRA	
16	1	MARLON	NOVATOS (NAC)	1:30.558	12.479	HONDA	DIAMANTIN O	
17	23	GILMAR DA SILVA	NOVATOS (NAC)	1:33.389	15.310	HONDA	CAMPO NOVO DO PARECIS	CYBER MOTOS-CLÍNICA AUTOMOTIVA CAPANEMA-TORNEARI

MX LEMAMT - 3a ETAPA

NOVATOS (NAC)

C. Novo do Parecis - MT 1,150 Km

TREINO CRONOMETRADO

28/07/2019 10:00

Qualificação iniciado em 10:18:40

Lap	Lap Tm	Diff	Time of Day
(15) MATEUS VIEIRA			
1	1:28.674	+10.595	10:20:40.254
2	1:20.250	+2.171	10:22:00.504
3	1:22.220	+4.141	10:23:22.724
4	1:20.718	+2.639	10:24:43.442
5	1:18.079		10:26:01.521
6	1:19.671	+1.592	10:27:21.192
7	1:22.007	+3.928	10:28:43.199
(46) DIEGO UGOLINI			
1	1:27.143	+8.025	10:20:30.602
2	1:22.896	+3.778	10:21:53.498
3	1:46.434	+27.316	10:23:39.932
4	1:20.158	+1.040	10:25:00.090
5	1:19.118		10:26:19.208
6	1:45.244	+26.126	10:28:04.452
(7) MAIKE RODRIGUES			
1	1:22.167	+1.576	10:20:33.539
2	1:23.737	+3.146	10:21:57.276
3	1:21.377	+0.786	10:23:18.653
4	2:05.844	+45.253	10:25:24.497
5	1:30.156	+9.565	10:26:54.653
6	1:20.591		10:28:15.244
(333) EDUARDO MARSON			
1	1:24.239	+3.508	10:20:21.309
2	1:20.731		10:21:42.040
3	1:33.241	+12.510	10:23:15.281
4	2:50.463	+1:29.732	10:26:05.744
5	1:55.709	+34.978	10:28:01.453
(592) LEONARDO SIMIONE			
1	1:32.860	+11.646	10:21:22.244
2	1:24.686	+3.472	10:22:46.930
3	1:22.772	+1.558	10:24:09.702
4	1:22.334	+1.120	10:25:32.036
5	1:21.214		10:26:53.250
(17) EDGAR FONTANA			
1	1:24.816	+2.766	10:20:52.463
2	1:22.079	+0.029	10:22:14.542
3	1:22.050		10:23:36.592
4	4:28.044	+3:05.994	10:28:04.636
(146) EDIO RIBEIRO DIAS			
1	1:29.889	+7.206	10:21:20.108
2	1:25.055	+2.372	10:22:45.163
3	1:22.683		10:24:07.846
(108) SAMUEL (SAMUCA)			
1	1:27.722	+4.468	10:20:26.989
2	1:23.254		10:21:50.243
3	1:23.954	+0.700	10:23:14.197
4	1:58.609	+35.355	10:25:12.806
5	1:58.072	+34.818	10:27:10.878
6	1:29.702	+6.448	10:28:40.580
(19) ITAMAR			
1	1:27.921	+3.977	10:20:27.970
2	1:24.186	+0.242	10:21:52.156
3	1:24.336	+0.392	10:23:16.492
4	1:23.944		10:24:40.436
(9) AVINER AGUERO GOMES			

Lap	Lap Tm	Diff	Time of Day
1	1:31.887	+7.139	10:20:37.459
2	1:26.229	+1.481	10:22:03.688
3	1:24.748		10:23:28.436
4	1:26.192	+1.444	10:24:54.628
5	1:26.578	+1.830	10:26:21.206
(22) ADILSON LIMA (RACHEIRO)			
1	1:35.196	+10.054	10:20:49.906
2	1:31.093	+5.951	10:22:20.999
3	1:26.273	+1.131	10:23:47.272
4	1:26.539	+1.397	10:25:13.811
5	1:25.142		10:26:38.953
(66) RUBINHO			
1	1:31.290	+5.035	10:21:12.558
2	1:40.393	+14.138	10:22:52.951
3	1:26.255		10:24:19.206
4	1:32.730	+6.475	10:25:51.936
5	2:11.156	+44.901	10:28:03.092
(84) FELIPE SANTANA			
1	1:33.690	+6.299	10:20:38.971
2	2:58.657	+1:31.266	10:23:37.628
3	1:30.076	+2.685	10:25:07.704
4	1:32.536	+5.145	10:26:40.240
5	1:27.391		10:28:07.631
(49) ANTONIO PAVIN			
1	1:28.951		10:20:29.807
2	1:28.962	+0.011	10:21:58.769
3	1:31.848	+2.897	10:23:30.617
(126) RENATO LEDESMA			
1	1:30.960	+1.845	10:21:05.941
2	1:37.423	+8.308	10:22:43.364
3	1:29.115		10:24:12.479
4	1:30.191	+1.076	10:25:42.670
5	1:30.045	+0.930	10:27:12.715
6	1:31.852	+2.737	10:28:44.567
(1) MARLON			
1	1:33.682	+3.124	10:21:26.272
2	1:30.558		10:22:56.830
3	1:31.503	+0.945	10:24:28.333
4	1:32.418	+1.860	10:26:00.751
5	1:31.191	+0.633	10:27:31.942
(23) GILMAR DA SILVA			
1	1:35.196	+1.807	10:20:48.015
2	1:41.079	+7.690	10:22:29.094
3	1:33.647	+0.258	10:24:02.741
4	1:34.171	+0.782	10:25:36.912
5	1:33.389		10:27:10.301
6	1:33.773	+0.384	10:28:44.074

Cronometragem: MARCOS A. MANCINI - Diretor de Prova: JOCEMIR ZAMBONI

Orbits

www.mancini.esp.br

MX LEMAMT - 3a ETAPA

Classificado por voltas

PRATA DA CASA

C. Novo do Parecis - MT 1,150 Km

CORRIDA

28/07/2019 14:20

Corrida iniciado em 12:42:34

Pos	No.	Piloto	Categ	Volta	Diff	M.Volta	Moto	Cidade	Equipe
1	74	JOCIMAR DE MORAES	PRATA DA CASA	8		1:23.463	HONDA	NOVA MUTUM	
2	9	AVINER AGUERO GOME!	PRATA DA CASA	8	4.022	1:23.683	HONDA	CAMPO NOVO DO PAREC	CYBER MOTOS
3	49	ANTONIO PAVIN	PRATA DA CASA	8	23.540	1:25.026	HONDA	GLÓRIA DO ESTE	PREFEITURA DE GLÓRIA OESTE-AGRORURAL
4	788	ANDER ADRE	PRATA DA CASA	8	38.296	1:28.795	HONDA	CAMPO NOVO DO PAREC	RACAPADORA CHAPADA
5	41	ROGÉRIO BRAMBILA	PRATA DA CASA	8	46.038	1:31.229	HONDA	CAMPO NOVO DO PAREC	ROGÉRIO DA CONSELVIAN-CYBER MOTOS-TORNEAR
6	23	GILMAR DA SILVA	PRATA DA CASA	8	1:16.923	1:29.465	HONDA	CAMPO NOVO DO PAREC	CYBER MOTOS-CLÍNICA AUTOMOTIVA CAPANEMA-1
7	99	PATRICK		7	1 Volta	1:38.696	HONDA	CAMPO NOVO DO PAREC	
8	66	LAERCIO ALVES	PRATA DA CASA	7	1 Volta	1:27.213	HONDA	TANGARA DA SERRA	
9	7	ELISEU	PRATA DA CASA	2	6 Voltas	1:34.075	HONDA	BRASNORTE	

Margin of Victory

Avg. Speed

Best Lap Tm

Best Speed

Best Lap by

4.022

46,137

1:23.463

49,603

74 - JOCIMAR DE MORAES

Cronometragem: MARCOS A. MANCINI - Diretor de Prova: JOCEMIR ZAMBONI

Orbits

www.mancini.esp.br



www.mylaps.com

enciado para: MANCINI CRONOMETRAGEM

MX LEMAMT - 3a ETAPA


PRATA DA CASA

C. Novo do Parecis - MT 1,150 Km

CORRIDA

28/07/2019 14:20

Corrida iniciado em 12:42:34



Lap	Lap Tm	Diff	Time of Day
(74) JOCIMAR DE MORAES			
1	1:27.817	+4.354	12:44:29.686
2	1:23.463		12:45:53.149
3	1:24.086	+0.623	12:47:17.235
4	1:27.942	+4.479	12:48:45.177
5	1:25.484	+2.021	12:50:10.661
6	1:25.999	+2.536	12:51:36.660
7	1:28.473	+5.010	12:53:05.133
8	1:27.376	+3.913	12:54:32.509
(9) AVINER AGUERO GOMES			
1	1:25.573	+1.890	12:44:28.141
2	1:23.683		12:45:51.824
3	1:24.939	+1.256	12:47:16.763
4	1:28.116	+4.433	12:48:44.879
5	1:25.085	+1.402	12:50:09.964
6	1:31.842	+8.159	12:51:41.806
7	1:27.236	+3.553	12:53:09.042
8	1:27.489	+3.806	12:54:36.531
(49) ANTONIO PAVIN			
1	1:25.026		12:44:22.096
2	1:25.450	+0.424	12:45:47.546
3	1:29.143	+4.117	12:47:16.689
4	1:30.087	+5.061	12:48:46.776
5	1:31.797	+6.771	12:50:18.573
6	1:32.054	+7.028	12:51:50.627
7	1:32.361	+7.335	12:53:22.988
8	1:33.061	+8.035	12:54:56.049
(788) ANDER ADRE			
1	1:29.354	+0.559	12:44:27.945
2	1:34.492	+5.697	12:46:02.437
3	1:29.830	+1.035	12:47:32.267
4	1:28.795		12:49:01.062
5	1:31.003	+2.208	12:50:32.065
6	1:30.984	+2.189	12:52:03.049
7	1:30.897	+2.102	12:53:33.946
8	1:36.859	+8.064	12:55:10.805
(41) ROGÉRIO BRAMBILA			
1	1:32.724	+1.495	12:44:30.557
2	1:32.445	+1.216	12:46:03.002
3	1:31.829	+0.600	12:47:34.831
4	1:32.557	+1.328	12:49:07.388
5	1:31.229		12:50:38.617
6	1:33.141	+1.912	12:52:11.758
7	1:32.992	+1.763	12:53:44.750
8	1:33.797	+2.568	12:55:18.547
(23) GILMAR DA SILVA			
1	1:30.257	+0.792	12:44:33.626
2	1:29.907	+0.442	12:46:03.533
3	1:29.785	+0.320	12:47:33.318
4	1:30.580	+1.115	12:49:03.898
5	1:31.272	+1.807	12:50:35.170
6	1:29.465		12:52:04.635
7	1:30.120	+0.655	12:53:34.755
8	2:14.677	+45.212	12:55:49.432
(99) PATRICK			
1	1:39.252	+0.556	12:44:40.064
2	1:38.696		12:46:18.760
3	1:38.757	+0.061	12:47:57.517
4	1:39.759	+1.063	12:49:37.276

Lap	Lap Tm	Diff	Time of Day
5	1:39.688	+0.992	12:51:16.964
6	1:39.285	+0.589	12:52:56.249
7	1:43.025	+4.329	12:54:39.274
(66) LAERCIO ALVES			
1	1:45.958	+18.745	12:44:41.511
2	1:28.502	+1.289	12:46:10.013
3	1:30.700	+3.487	12:47:40.713
4	1:27.213		12:49:07.926
5	1:32.778	+5.565	12:50:40.704
6	3:14.798	+1:47.585	12:53:55.502
7	1:36.410	+9.197	12:55:31.912
(7) ELISEU			
1	1:36.089	+2.014	12:44:35.646
2	1:34.075		12:46:09.721

MX LEMAMT - 3a ETAPA

Classificado pela melhor volta


PRATA DA CASA

C. Novo do Parecis - MT 1,150 Km

TREINO CRONOMETRADO

28/07/2019 09:15

Qualificação iniciado em 9:17:31



Pos	No.	Piloto	Categ	M.Volta	Dif.	Moto	Cidade	Equipe
1	788	ANDER ADRE	PRATA DA CASA	1:30.590		HONDA	CAMPO NOVO DO PARECIS	RACAPADORA CHAPADA
2	49	ANTONIO PAVIN	PRATA DA CASA	1:31.480	0.890	HONDA	GLÓRIA DO ESTE	PREFEITURA DE GLÓRIA OESTE-AGRORURAL
3	74	JOCIMAR DE MORAES	PRATA DA CASA	1:32.435	1.845	HONDA	NOVA MUTUM	
4	23	GILMAR DA SILVA	PRATA DA CASA	1:32.621	2.031	HONDA	CAMPO NOVO DO PARECIS	CYBER MOTOS-CLÍNICA AUTOMOTIVA CAPANEMA-TORNEARI
5	9	AVINER AGUERO GOMES	PRATA DA CASA	1:33.015	2.425	HONDA	CAMPO NOVO DO PARECIS	CYBER MOTOS
6	41	ROGÉRIO BRAMBILA	PRATA DA CASA	1:34.179	3.589	HONDA	CAMPO NOVO DO PARECIS	ROGÉRIO DA CONSELVAN-CYBER MOTOS-TORNEARIA CAMPO
7	7	ELISEU	PRATA DA CASA	1:34.770	4.180	HONDA	BRASNORTE	
8	99	PATRICK		1:41.759	11.169	HONDA	CAMPO NOVO DO PARECIS	
9	66	LAERCIO ALVES	PRATA DA CASA	3:01.309	10.719	HONDA	TANGARA DA SERRA	

MX LEMAMT - 3a ETAPA


PRATA DA CASA

C. Novo do Parecis - MT 1,150 Km

TREINO CRONOMETRADO

28/07/2019 09:15

Qualificação iniciado em 9:17:31



Lap	Lap Tm	Diff	Time of Day
(788) ANDER ADRE			
1	1:37.498	+6.908	9:19:13.593
2	1:38.240	+7.650	9:20:51.833
3	1:35.165	+4.575	9:22:26.998
4	1:31.296	+0.706	9:23:58.294
5	1:30.590		9:25:28.884
6	1:32.490	+1.900	9:27:01.374
(49) ANTONIO PAVIN			
1	1:31.480		9:19:16.083
2	1:35.044	+3.564	9:20:51.127
3	1:33.176	+1.696	9:22:24.303
4	1:37.647	+6.167	9:24:01.950
5	1:46.108	+14.628	9:25:48.058
(74) JOCIMAR DE MORAES			
1	1:35.597	+3.162	9:19:14.425
2	1:34.700	+2.265	9:20:49.125
3	1:33.574	+1.139	9:22:22.699
4	1:32.435		9:23:55.134
(23) GILMAR DA SILVA			
1	1:37.355	+4.734	9:19:12.389
2	1:36.306	+3.685	9:20:48.695
3	1:33.452	+0.831	9:22:22.147
4	1:32.621		9:23:54.768
5	1:33.176	+0.555	9:25:27.944
6	1:32.731	+0.110	9:27:00.675
(9) AVINER AGUERO GOMES			
1	1:33.015		9:19:05.410
2	1:40.153	+7.138	9:20:45.563
(41) ROGÉRIO BRAMBILA			
1	1:34.407	+0.228	9:20:37.691
2	1:34.179		9:22:11.870
(7) ELISEU			
1	1:40.040	+5.270	9:20:37.386
2	1:37.668	+2.898	9:22:15.054
3	1:42.118	+7.348	9:23:57.172
4	1:34.770		9:25:31.942
5	1:35.772	+1.002	9:27:07.714
(99) PATRICK			
1	1:43.412	+1.653	9:24:15.739
2	1:41.993	+0.234	9:25:57.732
3	1:41.759		9:27:39.491
(66) LAERCIO ALVES			
1	3:01.396	+0.087	9:22:49.760
2	3:01.309		9:25:51.069

Lap	Lap Tm	Diff	Time of Day
-----	--------	------	-------------

Lap	Lap Tm	Diff	Time of Day
-----	--------	------	-------------