



MX LEMAMT - 1a ETAPA - PORTO DOS GAÚCHOS

Classificado por voltas

FORÇA LIVRE/OPEN (NAC)

PISTA MUNICIPAL 0,950 Km

CORRIDA

05/05/2019 16:00

Corrida iniciado em 15:20:58

Pos	No.	Piloto	Cat	Voltas	Diff	M.Volta	Cidade	Equipe
1	2	MARCOS ALEXANDRE	FL	11		1:14.152	SINOP/MT	PADOCK MOTOS KAWASAKI/MOTOCULUBE SINOP/POSTOS BEM
2	333	ANDRÉ SOCIO	FL	11	6.791	1:15.248	ALTA FLORESTA/MT	FROTA GRAFICOS
3	69	ROMARIO ROSA	FL	11	16.476	1:15.334	JUARA/MT	AUTO ESCOLA TAPURAH/ACADEMIA CENTRAL FITNESS/PORT
4	96	MARCIO DEARO	FL	11	52.800	1:19.519	JUINA/MT	FRANGO MOTOS/LUBRI PORTO/PRIME AÇAÍ
5	3	FILIFE MENDONÇA	FL	11	1:24.881	1:19.858	JUÍNA/MT	VISUAL ENVELOPAMENTO
6	80	CEZAR MAKOHIN	FL/OP	10	1 Volta	1:21.335	PARANAÍTA/MT	CEZINHA MOTOS
7	98	EDILSON NUNES	FL/OP	10	1 Volta	1:24.103	NOVA MUTUM/MT	POSTO BEM BRASIL/DR PAULO/ JR MOTOS
8	420	WEVVERTON CANARDI	FL	10	1 Volta	1:23.700	MATUPÁ/MT	
9	57	GIOVANI DE SOUZA	OP	9	2 Voltas	1:28.184	SORRISO/MT	ILUMINAR MATERIAIS ELÉTRICOS
10	111	JEREMIAS ROMERO	OP	9	2 Voltas	1:26.641	JUARA/MT	BORRACHARIA DO JEREBA
11	46	SANDRO CALIXTO	OP	9	2 Voltas	1:38.236	NOVA MUTUM/MT	POSTO BEM BRASIL
12	95	JOSIMAR OBADIA	OP	3	8 Voltas	1:31.590	JUARA/MT	LOJA POPULAR/MADEMOVEIS

Margin of Victory

Avg. Speed

Best Lap Tm

Best Speed

Best Lap by

6.791

43,999

1:14.152

46,121

2 - MARCOS ALEXANDRE

Cronometragem: MARCOS A. MANCINI - Diretor de Prova: JOCEMIR ZAMBONI

Orbits

www.mancini.esp.br



www.mylaps.com

enciado para: MANCINI CRONOMETRAGEM

Impresso: 05/05/2019 15:39:12



MX LEMAMT - 1ª ETAPA - PORTO DOS GAÚCHOS

Classificado pela melhor volta


FORÇA LIVRE/OPEN (NAC)

PISTA MUNICIPAL 0,950 Km

TREINO CRONOMETRADO

05/05/2019 11:00

Qualificação iniciado em 11:10:00



Pos	No.	Nome	Melhor Volta	Diff	Moto	Cidade	Equipe
1	2	MARCOS ALEXANDRE	1:16.159		HONDA	SINOP/MT	PADOCK MOTOS KAWASAKI/MOTOCULUBE SINOP/POSTOS BEM BRASIL/PRIM
2	69	ROMARIO ROSA	1:18.216	2.057	HONDA	JUARA/MT	AUTO ESCOLA TAPURAH/ACADEMIA CENTRAL FITNESS/PORTO DE AREIA D
3	333	ANDRÉ SOCIO	1:22.361	6.202	HONDA	ALTA FLORESTA/MT	FROTA GRAFICOS
4	80	CEZAR MAKOHIN	1:23.092	6.933	HONDA	PARANAÍTA/MT	CEZINHA MOTOS
5	96	MARCIO DEARO	1:25.888	9.729	HONDA	JUINA/MT	FRANGO MOTOS/LUBRI PORTO/PRIME AÇAÍ
6	17	EDGAR	1:26.085	9.926	HONDA	JUINA/MT	PRIME AÇAÍ
7	3	FILIPE MENDONÇA	1:26.104	9.945	HONDA	JUÍNA/MT	VISUAL ENVELOPAMENTO
8	420	WEVWERTON CANARDI	1:27.254	11.095	HONDA	MATUPÁ/MT	
9	98	EDILSON NUNES	1:29.797	13.638	HONDA	NOVA MUTUM/MT	POSTO BEM BRASIL/DR PAULO/ JR MOTOS
10	57	GIOVANI DE SOUZA	1:30.817	14.658	HONDA	SORRISO/MT	ILUMINAR MATERIAIS ELÉTRICOS
11	111	JEREMIAS ROMERO	1:31.281	15.122	HONDA	JUARA/MT	BORRACHARIA DO JEREBA
12	95	JOSIMAR OBADIA	1:42.339	26.180	HONDA	JUARA/MT	LOJA POPULAR/MADEMOVEIS
13	46	SANDRO CALIXTO	1:53.275	37.116	HONDA	NOVA MUTUM/MT	POSTO BEM BRASIL

Cronometragem: MARCOS A. MANCINI - Diretor de Prova: JOCEMIR ZAMBONI

Orbits

www.mancini.esp.br



www.mylaps.com

Licenciado para: MANCINI CRONOMETRAGEM

Impresso: 05/05/2019 11:21:50

MX LEMAMT - 1a ETAPA - PORTO DOS GAÚCHOS

FORÇA LIVRE/OPEN (NAC)

PISTA MUNICIPAL 0,950 Km

CORRIDA

05/05/2019 16:00

Corrida iniciado em 15:20:58

Lap	Lap Tm	Diff	Time of Day
(2) MARCOS ALEXANDRE			
1	1:16.706	+2.554	15:22:31.219
2	1:15.653	+1.501	15:23:46.872
3	1:14.152		15:25:01.024
4	1:15.322	+1.170	15:26:16.346
5	1:16.197	+2.045	15:27:32.543
6	1:16.415	+2.263	15:28:48.958
7	1:14.953	+0.801	15:30:03.911
8	1:16.121	+1.969	15:31:20.032
9	1:16.652	+2.500	15:32:36.684
10	1:16.550	+2.398	15:33:53.234
11	1:19.787	+5.635	15:35:13.021

Lap	Lap Tm	Diff	Time of Day
(333) ANDRÉ SOCIO			
1	1:16.457	+1.209	15:22:30.137
2	1:21.093	+5.845	15:23:51.230
3	1:16.416	+1.168	15:25:07.646
4	1:15.248		15:26:22.894
5	1:17.485	+2.237	15:27:40.379
6	1:17.479	+2.231	15:28:57.858
7	1:16.543	+1.295	15:30:14.401
8	1:15.913	+0.665	15:31:30.314
9	1:15.783	+0.535	15:32:46.097
10	1:15.937	+0.689	15:34:02.034
11	1:17.778	+2.530	15:35:19.812

Lap	Lap Tm	Diff	Time of Day
(69) ROMARIO ROSA			
1	1:16.305	+0.971	15:22:31.924
2	1:16.824	+1.490	15:23:48.748
3	1:15.334		15:25:04.082
4	1:16.799	+1.465	15:26:20.881
5	1:19.030	+3.696	15:27:39.911
6	1:19.270	+3.936	15:28:59.181
7	1:16.426	+1.092	15:30:15.607
8	1:16.174	+0.840	15:31:31.781
9	1:16.311	+0.977	15:32:48.092
10	1:16.612	+1.278	15:34:04.704
11	1:24.793	+9.459	15:35:29.497

Lap	Lap Tm	Diff	Time of Day
(96) MARCIO DEARO			
1	1:20.853	+1.334	15:22:36.948
2	1:19.860	+0.341	15:23:56.808
3	1:19.714	+0.195	15:25:16.522
4	1:19.519		15:26:36.041
5	1:20.531	+1.012	15:27:56.572
6	1:20.354	+0.835	15:29:16.926
7	1:21.143	+1.624	15:30:38.069
8	1:20.627	+1.108	15:31:58.696
9	1:23.352	+3.833	15:33:22.048
10	1:20.420	+0.901	15:34:42.468
11	1:23.353	+3.834	15:36:05.821

Lap	Lap Tm	Diff	Time of Day
(3) FILIPE MENDONÇA			
1	1:21.647	+1.789	15:22:37.864
2	1:19.858		15:23:57.722
3	1:22.155	+2.297	15:25:19.877
4	1:21.195	+1.337	15:26:41.072
5	1:21.902	+2.044	15:28:02.974
6	1:32.353	+12.495	15:29:35.327
7	1:23.011	+3.153	15:30:58.338
8	1:23.667	+3.809	15:32:22.005
9	1:24.714	+4.866	15:33:46.719
10	1:23.069	+3.211	15:35:09.788
11	1:28.114	+8.256	15:36:37.902

Lap	Lap Tm	Diff	Time of Day
(80) CEZAR MAKOHIN			
1	1:26.506	+5.171	15:22:43.933
2	1:23.857	+2.522	15:24:07.790
3	1:24.932	+3.597	15:25:32.722
4	1:25.581	+4.246	15:26:58.303
5	1:25.832	+4.497	15:28:24.135
6	1:25.735	+4.400	15:29:49.870
7	1:22.111	+0.776	15:31:11.981
8	1:21.335		15:32:33.316
9	1:23.139	+1.804	15:33:56.455
10	1:25.544	+4.209	15:35:21.999

Lap	Lap Tm	Diff	Time of Day
(98) EDILSON NUNES			
1	1:27.113	+3.010	15:22:46.029
2	1:26.087	+1.984	15:24:11.116
3	1:25.477	+1.374	15:25:36.593
4	1:24.103		15:27:00.696
5	1:25.240	+1.137	15:28:25.936
6	1:26.379	+2.276	15:29:52.315
7	1:25.339	+1.236	15:31:17.654
8	1:28.103	+4.000	15:32:45.757
9	1:29.018	+4.915	15:34:14.775
10	1:34.572	+10.469	15:35:49.347

Lap	Lap Tm	Diff	Time of Day
(420) WEWERTON CANARDI			
1	1:26.279	+2.579	15:22:42.813
2	1:23.700		15:24:06.513
3	1:25.229	+1.529	15:25:31.742
4	1:25.528	+1.828	15:26:57.270
5	1:26.438	+2.738	15:28:23.708
6	1:31.689	+7.989	15:29:55.397
7	1:33.585	+9.885	15:31:28.982
8	1:39.833	+16.133	15:33:08.815
9	1:41.011	+17.311	15:34:49.826
10	1:37.502	+13.802	15:36:27.328

Lap	Lap Tm	Diff	Time of Day
(57) GIOVANI DE SOUZA			
1	2:01.273	+33.089	15:23:18.877
2	1:28.223	+0.039	15:24:47.100
3	1:29.634	+1.450	15:26:16.734
4	1:42.193	+14.009	15:27:58.927
5	1:28.184		15:29:27.111
6	1:28.688	+0.504	15:30:55.799
7	1:33.425	+5.241	15:32:29.224
8	1:32.225	+4.041	15:34:01.449
9	1:28.970	+0.786	15:35:30.419

Lap	Lap Tm	Diff	Time of Day
(111) JEREMIAS ROMERO			
1	1:26.641		15:22:42.040
2	1:27.993	+1.352	15:24:10.033
3	1:29.289	+2.648	15:25:39.322
4	1:37.702	+11.061	15:27:17.024
5	1:38.171	+11.530	15:28:55.195
6	1:40.669	+14.028	15:30:35.864
7	1:37.048	+10.407	15:32:12.912
8	1:46.444	+19.803	15:33:59.356
9	1:34.343	+7.702	15:35:33.699

Lap	Lap Tm	Diff	Time of Day
(46) SANDRO CALIXTO			
1	1:39.316	+1.080	15:22:59.124
2	1:38.236		15:24:37.360
3	1:38.600	+0.364	15:26:15.960
4	1:46.173	+7.937	15:28:02.133
5	1:47.810	+9.574	15:29:49.943
6	1:48.613	+10.377	15:31:38.556
7	1:43.423	+5.187	15:33:21.979

MX LEMAMT - 1a ETAPA - PORTO DOS GAÚCHOS

FORÇA LIVRE/OPEN (NAC)

PISTA MUNICIPAL 0,950 Km

TREINO CRONOMETRADO

05/05/2019 11:00

Qualificação iniciado em 11:10:00

Lap	Lap Tm	Diff	Time of Day
(2) MARCOS ALEXANDRE			
1	1:28.316	+12.157	11:12:02.319
2	1:19.785	+3.626	11:13:22.104
3	1:17.349	+1.190	11:14:39.453
4	1:22.460	+6.301	11:16:01.913
5	1:34.428	+18.269	11:17:36.341
6	1:16.159		11:18:52.500
7	1:38.514	+22.355	11:20:31.014
(69) ROMARIO ROSA			
1	1:18.999	+0.783	11:11:26.229
2	1:20.047	+1.831	11:12:46.276
3	1:21.198	+2.982	11:14:07.474
4	2:18.758	+1:00.542	11:16:26.232
5	1:19.581	+1.365	11:17:45.813
6	1:18.216		11:19:04.029
(333) ANDRÉ SOCIO			
1	2:04.446	+42.085	11:12:25.410
2	1:23.270	+0.909	11:13:48.680
3	1:44.797	+22.436	11:15:33.477
4	1:22.361		11:16:55.838
5	1:24.842	+2.481	11:18:20.680
(80) CEZAR MAKOHIN			
1	1:25.037	+1.945	11:12:12.149
2	1:23.092		11:13:35.241
3	1:41.538	+18.446	11:15:16.779
4	1:25.855	+2.763	11:16:42.634
5	1:26.277	+3.185	11:18:08.911
6	1:23.976	+0.884	11:19:32.887
7	1:23.917	+0.825	11:20:56.804
(96) MARCIO DEARO			
1	1:32.690	+6.802	11:13:05.222
2	1:28.989	+3.101	11:14:34.211
3	1:25.888		11:16:00.099
4	1:27.297	+1.409	11:17:27.396
(17) EDGAR			
1	1:33.913	+7.828	11:13:08.847
2	1:26.085		11:14:34.932
(3) FILIPE MENDONÇA			
1	1:34.495	+8.391	11:12:32.635
2	1:26.800	+0.696	11:13:59.435
3	1:27.830	+1.726	11:15:27.265
4	1:26.999	+0.895	11:16:54.264
5	1:26.104		11:18:20.368
6	1:41.723	+15.619	11:20:02.091
(420) WEVWERTON CANARDI			
1	1:29.395	+2.141	11:12:17.303
2	1:29.515	+2.261	11:13:46.818
3	1:27.254		11:15:14.072
4	1:27.767	+0.513	11:16:41.839
(98) EDILSON NUNES			
1	1:31.130	+1.333	11:12:43.292
2	1:34.014	+4.217	11:14:17.306
3	1:32.091	+2.294	11:15:49.397
4	1:30.341	+0.544	11:17:19.738
5	1:29.797		11:18:49.535
6	1:36.988	+7.191	11:20:26.523

Lap	Lap Tm	Diff	Time of Day
(57) GIOVANI DE SOUZA			
1	2:02.206	+31.389	11:12:58.463
2	1:39.335	+8.518	11:14:37.798
3	1:36.116	+5.299	11:16:13.914
4	1:30.817		11:17:44.731
5	1:31.683	+0.866	11:19:16.414
6	1:47.442	+16.625	11:21:03.856
(111) JEREMIAS ROMERO			
1	1:32.473	+1.192	11:11:57.642
2	1:32.400	+1.119	11:13:30.042
3	1:34.047	+2.766	11:15:04.089
4	1:33.562	+2.281	11:16:37.651
5	1:33.247	+1.966	11:18:10.898
6	1:31.281		11:19:42.179
7	1:32.905	+1.624	11:21:15.084
(95) JOSIMAR OBADIA			
1	1:42.339		11:12:15.650
(46) SANDRO CALIXTO			
1	1:53.275		11:13:03.991
2	1:53.526	+0.251	11:14:57.517
3	2:02.577	+9.302	11:17:00.094

Lap	Lap Tm	Diff	Time of Day
-----	--------	------	-------------



MX LEMAMT - 1ª ETAPA - PORTO DOS GAÚCHOS

Classificado por voltas

INTERMEDIÁRIA (NAC)

PISTA MUNICIPAL 0,950 Km

CORRIDA

05/05/2019 12:00

Corrida iniciado em 12:44:01

Pos	No.	Piloto	Cat	Voltas	Diff	M.Volta	Cidade	Equipe
1	101	EDMAR LOYOLA	INTERMEDIÁRIA (NAC)	11		1:18.505	SORRISO/MT	CHICÃO MOTOS/NIKINHA TUR/MOTO CLUB SORRISO
2	15	MATEUS MORAES	INTERMEDIÁRIA (NAC)	11	5.274	1:18.737	JUARA/MT	VIA AUTO SERVICE
3	3	FILIFE MENDONÇA	INTERMEDIÁRIA (NAC)	11	22.989	1:19.225	JUÍNA/MT	VISUAL ENVELOPAMENTO
4	96	MARCIO DEARO	INTERMEDIÁRIA (NAC)	11	24.186	1:20.197	JUÍNA/MT	FRANGO MOTOS/LUBRIPORTO/PRIME AÇAÍ
5	88	CARLOS ALBERTO	INTERMEDIÁRIA (NAC)	11	31.387	1:21.373	CAMPOS DE JÚLIO/MT	NORTON PREPARAÇÕES
6	46	EMERSON PERONDI	INTERMEDIÁRIA (NAC)	11	37.225	1:20.711	CLAUDIA/MT	
7	80	CEZAR MAKOHIN	INTERMEDIÁRIA (NAC)	11	39.509	1:20.063	PARANAÍTA/MT	CEZINHA MOTOS
8	592	LEONARDO SIMIONE	INTERMEDIÁRIA (NAC)	11	57.980	1:22.128	MARCELÂNDIA/MT	PAI
9	22	ANDERSON PEREIRA	INTERMEDIÁRIA (NAC)	11	1:03.766	1:20.704	SORRISO/MT	CHICÃO MOTOS RACING
10	98	EDILSON NUNES	INTERMEDIÁRIA (NAC)	11	1:16.903	1:24.670	NOVA MUTUM/MT	POSTO BEM BRASIL/DR PAULO/ JR MOTOS
11	253	ADEMIR MARQUETTI	INTERMEDIÁRIA (NAC)	10	1 Volta	1:31.614	SORRISO/MT	PRIMÃO MOTOS
12	177	FABIANO MILANI	INTERMEDIÁRIA (NAC)	9	2 Voltas	1:26.404	SORRISO/MT	
13	420	EVERTON CANARDI	INTERMEDIÁRIA (NAC)	6	5 Voltas	1:22.970	MATUPÁ/MT	

Margin of Victory

Avg. Speed

Best Lap Tm

Best Speed

Best Lap by

5.274

42,101

1:18.505

43,564

101 - EDMAR LOYOLA

Cronometragem: MARCOS A. MANCINI - Diretor de Prova: JOCEMIR ZAMBONI

Orbits

www.mancini.esp.br



www.mylaps.com

enciado para: MANCINI CRONOMETRAGEM

Impresso: 05/05/2019 13:00:43



MX LEMAMT - 1ª ETAPA - PORTO DOS GAÚCHOS

Classificado pela melhor volta

INTERMEDIÁRIA (NAC)

PISTA MUNICIPAL 0,950 Km

TREINO CRONOMETRADO

05/05/2019 09:00

Qualificação iniciado em 9:51:16

Pos	No.	Nome	Melhor Volta	Diff	Moto	Cidade	Equipe
1	101	EDMAR LOYOLA	1:27.570		HONDA	SORRISO/MT	CHICÃO MOTOS/NIKINHA TUR/MOTO CLUB SORRISO
2	15	MATEUS MORAES	1:29.537	1.967	HONDA	JUARA/MT	VIA AUTO SERVICE
3	96	MARCIO DEARO	1:30.092	2.522	HONDA	JUÍNA/MT	FRANGO MOTOS/LUBRIPORTO/PRIME AÇAI
4	3	FILIPE MENDONÇA	1:31.639	4.069	HONDA	JUÍNA/MT	VISUAL ENVELOPAMENTO
5	80	CEZAR MAKOHIN	1:33.597	6.027	HONDA	PARANAÍTA/MT	CEZINHA MOTOS
6	88	CARLOS ALBERTO	1:35.697	8.127	HONDA	CAMPOS DE JÚLIO/MT	NORTON PREPARAÇÕES
7	420	EVERTON CANARDI	1:35.713	8.143	HONDA	MATUPÁ/MT	
8	46	EMERSON PERONDI	1:35.988	8.418	HONDA	CLAUDIA/MT	
9	22	ANDERSON PEREIRA	1:39.032	11.462	HONDA	SORRISO/MT	CHICÃO MOTOS RACING
10	98	EDILSON NUNES	1:42.548	14.978	HONDA	NOVA MUTUM/MT	POSTO BEM BRASIL/DR PAULO/ JR MOTOS
11	253	ADEMIR MARQUETTI	1:46.505	18.935	HONDA	SORRISO/MT	PRIMÃO MOTOS
12	177	FABIANO MILANI	1:47.619	20.049	HONDA	SORRISO/MT	
13	592	LEONARDO SIMIONE	2:01.101	33.531	HONDA	MARCELÂNDIA/MT	PAI

MX LEMAMT - 1a ETAPA - PORTO DOS GAÚCHOS

INTERMEDIÁRIA (NAC)

PISTA MUNICIPAL 0,950 Km

CORRIDA

05/05/2019 12:00

Corrida iniciado em 12:44:01

Lap	Lap Tm	Diff	Time of Day
(101) EDMAR LOYOLA			
1	1:20.408	+1.903	12:45:37.472
2	1:18.626	+0.121	12:46:56.098
3	1:19.110	+0.605	12:48:15.208
4	1:19.602	+1.097	12:49:34.810
5	1:18.505		12:50:53.315
6	1:19.534	+1.029	12:52:12.849
7	1:19.551	+1.046	12:53:32.400
8	1:21.530	+3.025	12:54:53.930
9	1:19.457	+0.952	12:56:13.387
10	1:19.700	+1.195	12:57:33.087
11	1:21.488	+2.983	12:58:54.575

Lap	Lap Tm	Diff	Time of Day
(15) MATEUS MORAES			
1	1:22.139	+3.402	12:45:42.875
2	1:19.390	+0.653	12:47:02.265
3	1:19.034	+0.297	12:48:21.299
4	1:18.737		12:49:40.036
5	1:19.101	+0.364	12:50:59.137
6	1:20.220	+1.483	12:52:19.357
7	1:22.394	+3.657	12:53:41.751
8	1:19.535	+0.798	12:55:01.286
9	1:20.229	+1.492	12:56:21.515
10	1:18.795	+0.058	12:57:40.310
11	1:19.539	+0.802	12:58:59.849

Lap	Lap Tm	Diff	Time of Day
(3) FILIPE MENDONÇA			
1	1:21.791	+2.566	12:45:39.923
2	1:20.650	+1.425	12:47:00.573
3	1:19.225		12:48:19.798
4	1:19.670	+0.445	12:49:39.468
5	1:20.226	+1.001	12:50:59.694
6	1:23.485	+4.260	12:52:23.179
7	1:29.810	+10.585	12:53:52.989
8	1:21.720	+2.495	12:55:14.709
9	1:21.796	+2.571	12:56:36.505
10	1:19.934	+0.709	12:57:56.439
11	1:21.125	+1.900	12:59:17.564

Lap	Lap Tm	Diff	Time of Day
(96) MARCIO DEARO			
1	1:25.164	+4.967	12:45:46.183
2	1:22.714	+2.517	12:47:08.897
3	1:22.577	+2.380	12:48:31.474
4	1:21.344	+1.147	12:49:52.818
5	1:20.248	+0.051	12:51:13.066
6	1:20.527	+0.330	12:52:33.593
7	1:21.944	+1.747	12:53:55.537
8	1:20.491	+0.294	12:55:16.028
9	1:21.395	+1.198	12:56:37.423
10	1:20.197		12:57:57.620
11	1:21.141	+0.944	12:59:18.761

Lap	Lap Tm	Diff	Time of Day
(88) CARLOS ALBERTO			
1	1:22.828	+1.455	12:45:42.549
2	1:23.223	+1.850	12:47:05.772
3	1:22.227	+0.854	12:48:27.999
4	1:22.135	+0.762	12:49:50.134
5	1:21.373		12:51:11.507
6	1:21.387	+0.014	12:52:32.894
7	1:21.809	+0.436	12:53:54.703
8	1:23.570	+2.197	12:55:18.273
9	1:22.632	+1.259	12:56:40.905
10	1:21.956	+0.583	12:58:02.861
11	1:23.101	+1.728	12:59:25.962

Lap	Lap Tm	Diff	Time of Day
(46) EMERSON PERONDI			
1	1:23.747	+3.036	12:45:44.372
2	1:22.045	+1.334	12:47:06.417
3	1:33.105	+12.394	12:48:39.522
4	1:23.067	+2.356	12:50:02.589
5	1:21.779	+1.068	12:51:24.368
6	1:21.598	+0.887	12:52:45.966
7	1:20.802	+0.091	12:54:06.768
8	1:21.197	+0.486	12:55:27.965
9	1:20.711		12:56:48.676
10	1:21.275	+0.564	12:58:09.951
11	1:21.849	+1.138	12:59:31.800

Lap	Lap Tm	Diff	Time of Day
(80) CEZAR MAKOHIN			
1	1:32.971	+12.908	12:45:54.317
2	1:25.591	+5.528	12:47:19.908
3	1:23.043	+2.980	12:48:42.951
4	1:23.819	+3.756	12:50:06.770
5	1:23.099	+3.036	12:51:29.869
6	1:20.557	+0.494	12:52:50.426
7	1:21.762	+1.699	12:54:12.188
8	1:21.453	+1.390	12:55:33.641
9	1:20.147	+0.084	12:56:53.788
10	1:20.063		12:58:13.851
11	1:20.233	+0.170	12:59:34.084

Lap	Lap Tm	Diff	Time of Day
(592) LEONARDO SIMIONE			
1	1:31.240	+9.112	12:45:53.462
2	1:23.558	+1.430	12:47:17.020
3	1:24.002	+1.874	12:48:41.022
4	1:22.128		12:50:03.150
5	1:23.057	+0.929	12:51:26.207
6	1:22.164	+0.036	12:52:48.371
7	1:23.004	+0.876	12:54:11.375
8	1:26.318	+4.190	12:55:37.693
9	1:26.539	+4.411	12:57:04.232
10	1:23.066	+0.938	12:58:27.298
11	1:25.257	+3.129	12:59:52.555

Lap	Lap Tm	Diff	Time of Day
(22) ANDERSON PEREIRA			
1	1:43.068	+22.364	12:46:04.396
2	1:22.104	+1.400	12:47:26.500
3	1:21.554	+0.850	12:48:48.054
4	1:22.093	+1.389	12:50:10.147
5	1:20.892	+0.188	12:51:31.039
6	1:20.704		12:52:51.743
7	1:25.158	+4.454	12:54:16.901
8	1:24.629	+3.925	12:55:41.530
9	1:24.014	+3.310	12:57:05.544
10	1:23.093	+2.389	12:58:28.637
11	1:29.704	+9.000	12:59:58.341

Lap	Lap Tm	Diff	Time of Day
(98) EDILSON NUNES			
1	1:27.135	+2.465	12:45:47.858
2	1:25.880	+1.210	12:47:13.738
3	1:25.355	+0.685	12:48:39.093
4	1:27.011	+2.341	12:50:06.104
5	1:28.028	+3.358	12:51:34.132
6	1:25.951	+1.281	12:53:00.083
7	1:24.670		12:54:24.753
8	1:25.013	+0.343	12:55:49.766
9	1:25.372	+0.702	12:57:15.138
10	1:26.585	+1.915	12:58:41.723
11	1:29.755	+5.085	13:00:11.478

Lap	Lap Tm	Diff	Time of Day
(253) ADEMIR MARQUETTI			

Lap	Lap Tm	Diff	Time of Day
1	1:37.697	+6.083	12:46:00.831
2	1:31.639	+0.025	12:47:32.470
3	1:33.436	+1.822	12:49:05.906
4	1:31.614		12:50:37.520
5	1:39.580	+7.966	12:52:17.100
6	1:40.133	+8.519	12:53:57.233
7	1:33.522	+1.908	12:55:30.755
8	1:38.277	+6.663	12:57:09.032
9	1:36.019	+4.405	12:58:45.051
10	1:37.762	+6.148	13:00:22.813

Lap	Lap Tm	Diff	Time of Day
(177) FABIANO MILANI			
1	1:31.910	+5.506	12:45:53.048
2	1:26.404		12:47:19.452
3	1:27.249	+0.845	12:48:46.701
4	1:27.440	+1.036	12:50:14.141
5	1:27.952	+1.548	12:51:42.093
6	1:27.565	+1.161	12:53:09.658
7	1:28.879	+2.475	12:54:38.537
8	1:31.833	+5.429	12:56:10.370
9	1:35.158	+8.754	12:57:45.528

Lap	Lap Tm	Diff	Time of Day
(420) EVERTON CANARDI			
1	1:42.915	+19.945	12:46:04.661
2	1:27.832	+4.862	12:47:32.493
3	1:22.970		12:48:55.463
4	1:26.738	+3.768	12:50:22.201
5	1:26.035	+3.065	12:51:48.236
6	1:25.297	+2.327	12:53:13.533

MX LEMAMT - 1a ETAPA - PORTO DOS GAÚCHOS

INTERMEDIÁRIA (NAC)

PISTA MUNICIPAL 0,950 Km

TREINO CRONOMETRADO

05/05/2019 09:00

Qualificação iniciado em 9:51:16

Lap	Lap Tm	Diff	Time of Day
(101) EDMAR LOYOLA			
1	1:27.570		9:54:39.124
2	1:32.322	+4.752	9:56:11.446
3	4:06.800	+2:39.230	10:00:18.246
4	1:55.981	+28.411	10:02:14.227
(15) MATEUS MORAES			
1	1:34.863	+5.326	9:54:09.067
2	1:31.339	+1.802	9:55:40.406
3	1:29.614	+0.077	9:57:10.020
4	1:41.930	+12.393	9:58:51.950
5	1:30.653	+1.116	10:00:22.603
6	1:33.367	+3.830	10:01:55.970
7	1:29.537		10:03:25.507
(96) MARCIO DEARO			
1	1:57.106	+27.014	9:56:05.564
2	2:36.775	+1:06.683	9:58:42.339
3	1:39.766	+9.674	10:00:22.105
4	1:39.537	+9.445	10:02:01.642
5	1:30.092		10:03:31.734
(3) FILIPE MENDONÇA			
1	1:44.585	+12.946	9:54:32.578
2	1:36.733	+5.094	9:56:09.311
3	1:34.614	+2.975	9:57:43.925
4	1:31.639		9:59:15.564
5	1:33.709	+2.070	10:00:49.273
6	1:33.112	+1.473	10:02:22.385
(80) CEZAR MAKOHIN			
1	1:40.546	+6.949	9:54:44.623
2	1:40.816	+7.219	9:56:25.439
3	1:46.726	+13.129	9:58:12.165
4	1:14.886	-18.711	9:59:27.051
5	1:34.713	+1.116	10:01:01.764
6	1:33.597		10:02:35.361
7	1:34.129	+0.532	10:04:09.490
(88) CARLOS ALBERTO			
1	1:52.460	+16.763	9:55:16.804
2	1:35.697		9:56:52.501
3	3:44.011	+2:08.314	10:00:36.512
4	1:39.857	+4.160	10:02:16.369
5	1:45.030	+9.333	10:04:01.399
(420) EVERTON CANARDI			
1	1:35.713		9:54:56.685
2	1:39.059	+3.346	9:56:35.744
3	1:57.594	+21.881	9:58:33.338
4	1:54.858	+19.145	10:00:28.196
5	1:47.528	+11.815	10:02:15.724
(46) EMERSON PERONDI			
1	2:17.872	+41.884	9:56:01.016
2	1:35.988		9:57:37.004
3	1:36.888	+0.900	9:59:13.892
(22) ANDERSON PEREIRA			
1	1:43.286	+4.254	9:54:21.260
2	1:46.741	+7.709	9:56:08.001
3	2:03.039	+24.007	9:58:11.040
4	1:39.032		9:59:50.072
(98) EDILSON NUNES			

Lap	Lap Tm	Diff	Time of Day
1	1:46.925	+4.377	9:54:30.739
2	1:45.704	+3.156	9:56:16.443
3	2:08.991	+26.443	9:58:25.434
4	1:44.213	+1.665	10:00:09.647
5	1:42.548		10:01:52.195
(253) ADEMIR MARQUETTI			
1	1:46.505		9:54:28.421
2	1:49.989	+3.484	9:56:18.410
3	1:59.544	+13.039	9:58:17.954
(177) FABIANO MILANI			
1	1:56.000	+8.381	9:55:37.171
2	2:46.490	+58.871	9:58:23.661
3	1:47.619		10:00:11.280
(592) LEONARDO SIMIONE			
1	2:01.101		9:55:10.919

Cronometragem: MARCOS A. MANCINI - Diretor de Prova: JOCEMIR ZAMBONI

Orbits

www.mancini.esp.br



www.mylaps.com

Licenciado para: MANCINI CRONOMETRAGEM

MX LEMAMT - 1a ETAPA - PORTO DOS GAÚCHOS

JUVENIL/FEMININA (NAC)

PISTA MUNICIPAL 0,950 Km

CORRIDA

05/05/2019 16:20

Corrida iniciado em 15:44:40

Lap	Lap Tm	Diff	Time of Day	Lap	Lap Tm	Diff	Time of Day	Lap	Lap Tm	Diff	Time of Day
(253) GUILHERME CORDEIRO				(11) OTAVIO							
1	1:23.596	+0.046	15:46:15.520	1	2:05.114	+2.420	15:47:04.652				
2	1:23.550		15:47:39.070	2	2:04.993	+2.299	15:49:09.645				
3	1:24.831	+1.281	15:49:03.901	3	2:02.694		15:51:12.339				
4	1:27.901	+4.351	15:50:31.802	4	2:05.042	+2.348	15:53:17.381				
5	1:27.987	+4.437	15:51:59.789	5	2:29.557	+26.863	15:55:46.938				
6	1:28.785	+5.235	15:53:28.574	6	2:06.847	+4.153	15:57:53.785				
7	1:27.536	+3.986	15:54:56.110	(7F) DAIANE ALVES							
8	1:28.116	+4.566	15:56:24.226	1	1:57.639	+2.213	15:47:33.474				
(64) MANOBRINHA				2	1:56.426		15:49:28.900				
1	1:26.626		15:46:21.209	3	2:27.232	+31.806	15:51:56.132				
2	1:29.707	+3.081	15:47:50.916	4	2:00.164	+4.738	15:53:56.296				
3	1:28.360	+1.734	15:49:19.276	5	2:03.158	+7.732	15:55:59.454				
4	1:28.639	+2.013	15:50:47.915	6	2:11.500	+16.074	15:58:10.954				
5	1:30.354	+3.728	15:52:18.269	(1) PEDRO GUILHERME							
6	1:33.266	+6.640	15:53:51.535	1	1:34.649	+1.820	15:46:27.696				
7	1:33.529	+6.903	15:55:25.064	2	1:34.919	+2.090	15:48:02.615				
8	1:31.744	+5.118	15:56:56.808	3	1:33.736	+0.907	15:49:36.351				
(7) ELDER EDUARDO				4	1:34.609	+1.780	15:51:10.960				
1	1:37.551	+4.561	15:46:31.585	5	1:36.498	+3.669	15:52:47.458				
2	1:35.278	+2.288	15:48:06.863	6	1:35.611	+2.782	15:54:23.069				
3	1:33.896	+0.906	15:49:40.759	7	1:32.829		15:55:55.898				
4	1:37.895	+4.905	15:51:18.654	8	1:39.189	+6.360	15:57:35.087				
5	1:34.940	+1.950	15:52:53.594	(3) POLY MENDONÇA							
6	1:32.990		15:54:26.584	1	1:48.755	+12.926	15:46:47.138				
7	1:34.549	+1.559	15:56:01.133	2	1:46.443	+10.614	15:48:33.581				
8	1:45.094	+12.104	15:57:46.227	3	1:47.783	+11.954	15:50:21.364				
(94) TATIANE				4	1:48.292	+12.463	15:52:09.656				
1	1:41.383	+5.854	15:47:12.914	5	1:43.937	+8.108	15:53:53.593				
2	1:37.040	+1.511	15:48:49.954	6	1:40.925	+5.096	15:55:34.518				
3	1:37.583	+2.054	15:50:27.537	7	1:35.829		15:57:10.347				
4	1:53.050	+17.521	15:52:20.587	(80) ANGELA GOFFI							
5	1:37.523	+1.994	15:53:58.110	1	1:47.868	+0.378	15:46:44.221				
6	1:37.522	+1.993	15:55:35.632	2	1:48.433	+0.943	15:48:32.654				
7	1:35.529		15:57:11.161	3	1:47.490		15:50:20.144				
(80) ANGELA GOFFI				4	1:48.817	+1.327	15:52:08.961				
1	1:47.868	+0.378	15:46:44.221	5	1:52.381	+4.891	15:54:01.342				
2	1:48.433	+0.943	15:48:32.654	6	1:49.283	+1.793	15:55:50.625				
3	1:47.490		15:50:20.144								
4	1:48.817	+1.327	15:52:08.961								
5	1:52.381	+4.891	15:54:01.342								
6	1:49.283	+1.793	15:55:50.625								

Cronometragem: MARCOS A. MANCINI - Diretor de Prova: JOCEMIR ZAMBONI

Orbits

www.mancini.esp.br



www.mylaps.com

Licenciado para: MANCINI CRONOMETRAGEM



MX LEMAMT - 1a ETAPA - PORTO DOS GAÚCHOS

Classificado por voltas

JUVENIL/FEMININA (NAC)

PISTA MUNICIPAL 0,950 Km

CORRIDA

05/05/2019 16:20

Corrida iniciado em 15:44:40

Pos	No.	Piloto	Cat	Voltas	Diff	M.Volta	Cidade	Equipe
FEMININA								
1	3	POLY MENDONÇA	FEMININA	7		1:35.829	JUÍNA/MT	VISUAL ENVELOPAMENTO
2	94	TATIANE	FEMININA	7	0.814	1:35.529	SORRISO/MT	MASTER FILMS
3	80	ANGELA GOFFI	FEMININA	7	35.003	1:47.490	SORRISO/MT	CERRADAO AGRÍCOLA
4	7F	DAIANE ALVES	FEMININA	6	1 Volta	1:55.426	SAPEZAL/MT	POLIDO PREPARAÇÕES/GORDEIRA SEVEN
JUVENIL								
1	253	GUILHERME CORDEIRO	JUVENIL	8		1:23.550	SINOP/MT	TROPICAL PNEUS
2	64	MANOBRINHA	JUVENIL	8	32.582	1:26.626	ESPIGÃO DO OESTE/RO	WCAR/CONSTRUMAT
3	1	PEDRO GUILHERME	JUVENIL	8	1:10.861	1:32.829	BRASNORTE/MT	HM MOTOS/MECÂNICA GALINA/RADICAL MOTOS (LOLA)
4	7	ELDER EDUARDO	JUVENIL	8	1:22.001	1:32.990	TAPURAH/MT	FAZ AGRO CONQUISTA
5	11	OTAVIO	JUVENIL	6	2 Voltas	2:02.694		

Margin of Victory	Avg. Speed	Best Lap Tm	Best Speed	Best Lap by
32.582	38,853	1:23.550	40,934	253 - GUILHERME CORDEIRO

Cronometragem: MARCOS A. MANCINI - Diretor de Prova: JOCEMIR ZAMBONI

Orbits

www.mancini.esp.br



www.mylaps.com

enciado para: MANCINI CRONOMETRAGEM

Impresso: 05/05/2019 15:58:35

MX LEMAMT - 1a ETAPA - PORTO DOS GAÚCHOS

JUVENIL/FEMININA (NAC)

PISTA MUNICIPAL 0,950 Km

TREINO CRONOMETRADO

05/05/2019 11:20

Qualificação iniciado em 11:24:10

Lap	Lap Tm	Diff	Time of Day
(64) MANOBRINHA			
1	1:35.265	+6.174	11:26:38.818
2	1:32.418	+3.327	11:28:11.236
3	2:10.086	+40.995	11:30:21.322
4	1:30.934	+1.843	11:31:52.256
5	1:29.091		11:33:21.347
(253) GUILHERME CORDEIRO			
1	1:39.690	+8.322	11:26:20.259
2	1:31.970	+0.602	11:27:52.229
3	1:58.274	+26.906	11:29:50.503
4	1:31.978	+0.610	11:31:22.481
5	1:33.571	+2.203	11:32:56.052
6	1:31.368		11:34:27.420
(1) PEDRO GUILHERME			
1	1:59.297	+23.473	11:26:58.860
2	1:45.454	+9.630	11:28:44.314
3	1:35.824		11:30:20.138
4	4:19.013	+2:43.189	11:34:39.151
(94) TATIANE			
1	1:47.428	+6.878	11:27:02.668
2	1:44.325	+3.775	11:28:46.993
3	1:41.768	+1.218	11:30:28.761
4	1:40.550		11:32:09.311
5	1:42.388	+1.838	11:33:51.699
(7F) DAIANE ALVES			
1	3:25.604	+1:37.495	11:28:29.472
2	2:12.071	+23.962	11:30:41.543
3	1:55.284	+7.175	11:32:36.827
4	1:48.109		11:34:24.936
(3) POLY MENDONÇA			
1	3:05.781	+1:14.204	11:29:30.251
2	1:52.063	+0.486	11:31:22.314
3	1:51.577		11:33:13.891
(80) ANGELA GOFFI			
1	1:56.278		11:26:46.045
2	2:16.462	+20.184	11:29:02.507
3	2:40.169	+43.891	11:31:42.676
4	2:06.556	+10.278	11:33:49.232

Lap Lap Tm Diff Time of Day

Lap Lap Tm Diff Time of Day



MX LEMAMT - 1ª ETAPA - PORTO DOS GAÚCHOS

Classificado pela melhor volta

JUVENIL/FEMININA (NAC)

PISTA MUNICIPAL 0,950 Km

TREINO CRONOMETRADO

05/05/2019 11:20

Qualificação iniciado em 11:24:10

Pos	No.	Nome	Melhor Volta	Diff	Moto	Cidade	Equipe
1	64	MANOBRINHA	1:29.091		HONDA	ESPIGÃO DO OESTE/RO	WCAR/CONSTRUMAT
2	253	GUILHERME CORDEIRO	1:31.368	2.277	HONDA	SINOP/MT	TROPICAL PNEUS
3	1	PEDRO GUILHERME	1:35.824	6.733	KTM	BRASNORTE/MT	HM MOTOS/MECÂNICA GALINA/RADICAL MOTOS (LOLA)
4	94	TATIANE	1:40.550	11.459	HONDA	SORRISO/MT	MASTER FILMS
5	7F	DAIANE ALVES	1:48.109	19.018	HONDA	SAPEZAL/MT	POLIDO PREPARAÇÕES/GORDEIRA SEVEN
6	3	POLY MENDONÇA	1:51.577	22.486	HONDA	JUÍNA/MT	VISUAL ENVELOPAMENTO
7	80	ANGELA GOFFI	1:56.278	27.187	KTM	SORRISO/MT	CERRADAO AGRÍCOLA

MX LEMAMT - 1a ETAPA - PORTO DOS GAÚCHOS


MIRIM

PISTA MUNICIPAL 0,950 Km

CORRIDA

05/05/2019 14:40

Corrida iniciado em 13:02:45



Lap	Lap Tm	Diff	Time of Day	Lap	Lap Tm	Diff	Time of Day	Lap	Lap Tm	Diff	Time of Day
(1) GUI FERREIRA											
1	1:39.915	+0.884	13:04:44.242								
2	1:41.004	+1.973	13:06:25.246								
3	1:42.822	+3.791	13:08:08.068								
4	1:42.980	+3.949	13:09:51.048								
5	1:39.031		13:11:30.079								
6	1:43.564	+4.533	13:13:13.643								
7	1:47.691	+8.660	13:15:01.334								
(2) JOAO GABRIEL											
1	1:46.236	+4.602	13:04:53.152								
2	1:46.502	+4.868	13:06:39.654								
3	1:51.351	+9.717	13:08:31.005								
4	2:00.039	+18.405	13:10:31.044								
5	1:41.634		13:12:12.678								
6	1:44.033	+2.399	13:13:56.711								
7	1:46.198	+4.564	13:15:42.909								
(15) VITOR GABRIEL											
1	1:51.253	+4.668	13:04:59.604								
2	2:15.321	+28.736	13:07:14.925								
3	2:03.191	+16.606	13:09:18.116								
4	1:51.264	+4.679	13:11:09.380								
5	2:13.275	+26.690	13:13:22.655								
6	1:46.585		13:15:09.240								
(111) OTÁVIO ROMERO											
1	2:02.148	+9.690	13:05:12.282								
2	2:14.172	+21.714	13:07:26.454								
3	1:56.976	+4.518	13:09:23.430								
4	1:59.732	+7.274	13:11:23.162								
5	1:55.187	+2.729	13:13:18.349								
6	1:52.458		13:15:10.807								
(12) LUIZ HENRIQUE											
1	1:57.490	+5.652	13:05:05.327								
2	2:02.495	+10.657	13:07:07.822								
3	2:27.861	+36.023	13:09:35.683								
4	1:51.838		13:11:27.521								
5	2:19.511	+27.673	13:13:47.032								
6	1:54.781	+2.943	13:15:41.813								
(18) NÚBIA ANDRASKI											
1	2:52.180		13:06:08.065								
2	3:01.548	+9.368	13:09:09.613								
3	3:02.738	+10.558	13:12:12.351								
4	3:18.560	+26.380	13:15:30.911								



MX LEMAMT - 1ª ETAPA - PORTO DOS GAÚCHOS

Classificado por voltas

MIRIM

PISTA MUNICIPAL 0,950 Km

CORRIDA

05/05/2019 14:40

Corrida iniciado em 13:02:45

Pos	No.	Piloto	Cat	Voltas	Diff	M.Volta	Cidade	Equipe
1	1	GUI FERREIRA	MIRIM	7		1:39.031	BRASNORTE/MT	HM MOTOS/MECÂNICA GALINA/RADICAL MOTOS (LOLA)
2	2	JOAO GABRIEL	MIRIM	7	41.575	1:41.634	NOVA MUTUM/MT	JUCA PAI
3	15	VITOR GABRIEL	MIRIM	6	1 Volta	1:46.585	ITAUBA/MT	BROTHERS AÇAI/JV MAT CONSTRUÇ/ISADORA MEDEIROS
4	111	OTÁVIO ROMERO	MIRIM	6	1 Volta	1:52.458	JUARA/MT	BORRACHARIA DO JEREBA
5	12	LUIZ HENRIQUE	MIRIM	6	1 Volta	1:51.838	ITAUBA/MT	BROTHERS AÇAI/JV MAT CONSTRUÇ/ISADORA MEDEIROS
6	18	NÚBIA ANDRASKI	MIRIM	4	3 Voltas	2:52.180	SORRISO/MT	MÃE TROCINIO E PAI TROCINIO
7	80	CAMILA GOFFI	MIRIM		7 Voltas		SORRISO/MT	

Margin of Victory

Avg. Speed

Best Lap Tm

Best Speed

Best Lap by

41.575

32,527

1:39.031

34,535

1 - GUI FERREIRA

Cronometragem: MARCOS A. MANCINI - Diretor de Prova: JOCEMIR ZAMBONI

Orbits

www.mancini.esp.br



www.mylaps.com

enciado para: MANCINI CRONOMETRAGEM

Impresso: 05/05/2019 13:16:16

MX LEMAMT - 1a ETAPA - PORTO DOS GAÚCHOS


MIRIM

PISTA MUNICIPAL 0,950 Km

TREINO CRONOMETRADO

05/05/2019 09:40

Qualificação iniciado em 11:52:35



Lap	Lap Tm	Diff	Time of Day
(1) GUI FERREIRA			
1	1:42.964	+5.415	11:55:53.308
2	2:17.642	+40.093	11:58:10.950
3	1:38.394	+0.845	11:59:49.344
4	1:37.549		12:01:26.893
(2) JOAO GABRIEL			
1	1:56.455	+14.124	11:56:12.399
2	1:54.271	+11.940	11:58:06.670
3	1:42.331		11:59:49.001
4	1:44.864	+2.533	12:01:33.865
(15) VITOR GABRIEL			
1	3:28.506	+1:39.729	11:58:10.452
2	2:23.476	+34.699	12:00:33.928
3	1:48.777		12:02:22.705
(12) LUIZ HENRIQUE			
1	2:15.158	+11.181	11:56:36.692
2	2:04.151	+0.174	11:58:40.843
3	2:03.977		12:00:44.820
(111) OTÁVIO ROMERO			
1	2:23.949	+12.815	11:56:39.052
2	2:11.134		11:58:50.186
3	2:12.306	+1.172	12:01:02.492
(80) CAMILA GOFFI			
1	3:13.217	+42.785	11:57:39.924
2	2:30.432		12:00:10.356
(18) NÚBIA ANDRASKI			
1	3:45.506		11:58:16.691
2	4:02.648	+17.142	12:02:19.339

Lap	Lap Tm	Diff	Time of Day
-----	--------	------	-------------

Lap	Lap Tm	Diff	Time of Day
-----	--------	------	-------------



MX LEMAMT - 1ª ETAPA - PORTO DOS GAÚCHOS

Classificado pela melhor volta

MIRIM

PISTA MUNICIPAL 0,950 Km

TREINO CRONOMETRADO

05/05/2019 09:40

Qualificação iniciado em 11:52:35

Pos	No.	Nome	Melhor Volta	Diff	Moto	Cidade	Equipe
1	1	GUI FERREIRA	1:37.549		KTM	BRASNORTE/MT	HM MOTOS/MECÂNICA GALINA/RADICAL MOTOS (LOLA)
2	2	JOAO GABRIEL	1:42.331	4.782	HONDA	NOVA MUTUM/MT	JUCA PAI
3	15	VITOR GABRIEL	1:48.777	11.228	KTM	ITAUBA/MT	BROTHERS AÇAÍ/JV MAT CONSTRUÇ/ISADORA MEDEIROS
4	12	LUIZ HENRIQUE	2:03.977	26.428	KTM	ITAUBA/MT	BROTHERS AÇAÍ/JV MAT CONSTRUÇ/ISADORA MEDEIROS
5	111	OTÁVIO ROMERO	2:11.134	33.585	KAWASAKI	JUARA/MT	BORRACHARIA DO JEREBÁ
6	80	CAMILA GOFFI	2:30.432	52.883	HONDA	SORRISO/MT	
7	18	NÚBIA ANDRASKI	3:45.506	:07.957	KAWASAKI	SORRISO/MT	MÃE TROCINIO E PAI TROCINIO

Cronometragem: MARCOS A. MANCINI - Diretor de Prova: JOCEMIR ZAMBONI

Orbits

www.mancini.esp.br



www.mylaps.com

Licenciado para: MANCINI CRONOMETRAGEM

Impresso: 05/05/2019 12:03:33

MX LEMAMT - 1a ETAPA - PORTO DOS GAÚCHOS

MX 250

PISTA MUNICIPAL 0,950 Km

CORRIDA

05/05/2019 16:40

Corrida iniciado em 16:03:44

Lap	Lap Tm	Diff	Time of Day	Lap	Lap Tm	Diff	Time of Day	Lap	Lap Tm	Diff	Time of Day
(23) MARCOS ALEXANDRE				9	1:16.927	+0.366	16:15:38.457				
1	1:16.610	+4.286	16:05:12.970	10	1:18.788	+2.227	16:16:57.245				
2	1:13.766	+1.442	16:06:26.736	11	1:20.067	+3.506	16:18:17.312				
3	1:12.573	+0.249	16:07:39.309	12	1:19.823	+3.262	16:19:37.135				
4	1:13.475	+1.151	16:08:52.784	(57) FELIPE FACCO							
5	1:12.939	+0.615	16:10:05.723	1	1:22.877	+2.470	16:05:20.810				
6	1:13.599	+1.275	16:11:19.322	2	1:26.922	+6.515	16:06:47.732				
7	1:12.709	+0.385	16:12:32.031	3	1:20.407		16:08:08.139				
8	1:12.324		16:13:44.355	4	1:24.093	+3.686	16:09:32.232				
9	1:12.880	+0.556	16:14:57.235	5	1:21.157	+0.750	16:10:53.389				
10	1:12.977	+0.653	16:16:10.212	6	1:23.050	+2.643	16:12:16.439				
11	1:13.687	+1.363	16:17:23.899	7	1:27.544	+7.137	16:13:43.983				
12	1:19.077	+6.753	16:18:42.976	8	1:27.330	+6.923	16:15:11.313				
(333) ANDRE SOCIO				9	1:31.953	+11.546	16:16:43.266				
1	1:16.667	+3.817	16:05:13.904	10	1:28.050	+7.643	16:18:11.316				
2	1:17.168	+4.318	16:06:31.072	11	1:27.622	+7.215	16:19:38.938				
3	1:15.384	+2.534	16:07:46.456								
4	1:13.922	+1.072	16:09:00.378								
5	1:14.202	+1.352	16:10:14.580								
6	1:12.850		16:11:27.430								
7	1:13.876	+1.026	16:12:41.306								
8	1:13.367	+0.517	16:13:54.673								
9	1:13.726	+0.876	16:15:08.399								
10	1:14.952	+2.102	16:16:23.351								
11	1:13.879	+1.029	16:17:37.230								
12	1:16.889	+4.039	16:18:54.119								
(11) JONAS NETO											
1	1:15.384	+1.230	16:05:10.670								
2	1:20.885	+6.731	16:06:31.555								
3	1:15.338	+1.184	16:07:46.893								
4	1:14.154		16:09:01.047								
5	1:14.648	+0.494	16:10:15.695								
6	1:15.847	+1.693	16:11:31.542								
7	1:16.937	+2.783	16:12:48.479								
8	1:16.311	+2.157	16:14:04.790								
9	1:14.943	+0.789	16:15:19.733								
10	1:17.088	+2.934	16:16:36.821								
11	1:15.875	+1.721	16:17:52.696								
12	1:15.020	+0.866	16:19:07.716								
(187) JACSON CARDOSO											
1	1:15.272	+0.784	16:05:09.933								
2	1:16.401	+1.913	16:06:26.334								
3	1:16.586	+2.098	16:07:42.920								
4	1:15.465	+0.977	16:08:58.385								
5	1:15.410	+0.922	16:10:13.795								
6	1:17.383	+2.895	16:11:31.178								
7	1:17.046	+2.558	16:12:48.224								
8	1:18.624	+4.136	16:14:06.848								
9	1:16.325	+1.837	16:15:23.173								
10	1:15.543	+1.055	16:16:38.716								
11	1:15.368	+0.880	16:17:54.084								
12	1:14.488		16:19:08.572								
(12) EMERSON PERONDI											
1	1:16.561		16:05:12.551								
2	1:18.291	+1.730	16:06:30.842								
3	1:19.095	+2.534	16:07:49.937								
4	1:18.592	+2.031	16:09:08.529								
5	1:17.545	+0.984	16:10:26.074								
6	1:19.620	+3.059	16:11:45.694								
7	1:18.147	+1.586	16:13:03.841								
8	1:17.689	+1.128	16:14:21.530								

Cronometragem: MARCOS A. MANCINI - Diretor de Prova: JOCEMIR ZAMBONI

Orbits

www.mancini.esp.br



www.mylaps.com

Licenciado para: MANCINI CRONOMETRAGEM




MX LEMAMT - 1a ETAPA - PORTO DOS GAÚCHOS

Classificado por voltas

MX 250
 CORRIDA
 Corrida iniciado em 16:03:44

PISTA MUNICIPAL 0,950 Km
 05/05/2019 16:40



Pos	No.	Piloto	Cat	Voltas	Diff	M.Volta	Cidade	Equipe
1	23	MARCOS ALEXANDRE	MX 250 (IMP)	12		1:12.324	SINOP/MT	PADOCK MOTOS KAWASAKI/MOTOCULUBE SINOP/POSTOS BEN
2	333	ANDRE SOCIO	MX 250 (IMP)	12	11.143	1:12.850	ALTA FLORESTA/MT	FROTA GRÁFICOS
3	11	JONAS NETO	MX 250 (IMP)	12	24.740	1:14.154	SINOP/MT	MR MOTOS/JNN TEIXEIRA
4	187	JACSON CARDOSO	MX 250 (IMP)	12	25.596	1:14.488	VILHENA/RO	NORTON PREPARAÇÕES/LDG GRAFICOS
5	12	EMERSO PERONDI	MX 250 (IMP)	12	54.159	1:16.561	CLÁUDIA/MT	
6	57	FELIPE FACCO	MX 250 (IMP)	11	1 Volta	1:20.407	SORRISO/MT	

Margin of Victory	Avg. Speed	Best Lap Tm	Best Speed	Best Lap by
11.143	45,662	1:12.324	47,287	23 - MARCOS ALEXANDRE

Cronometragem: MARCOS A. MANCINI - Diretor de Prova: JOCEMIR ZAMBONI

Orbits

www.mancini.esp.br



www.mylaps.com

enciado para: MANCINI CRONOMETRAGEM

Impresso: 05/05/2019 16:19:49

MX LEMAMT - 1a ETAPA - PORTO DOS GAÚCHOS


MX 250

PISTA MUNICIPAL 0,950 Km

TREINO CRONOMETRADO

05/05/2019 11:00

Qualificação iniciado em 11:37:05



Lap	Lap Tm	Diff	Time of Day	Lap	Lap Tm	Diff	Time of Day	Lap	Lap Tm	Diff	Time of Day
(23) MARCOS ALEXANDRE											
1	1:23.291	+11.521	11:38:54.831								
2	1:13.383	+1.613	11:40:08.214								
3	1:13.246	+1.476	11:41:21.460								
4	1:19.354	+7.584	11:42:40.814								
5	1:14.550	+2.780	11:43:55.364								
6	1:11.770		11:45:07.134								
7	1:38.208	+26.438	11:46:45.342								
8	1:11.806	+0.036	11:47:57.148								
(11) JONAS NETO											
1	1:31.653	+18.813	11:39:26.226								
2	1:31.639	+18.799	11:40:57.865								
3	1:24.025	+11.185	11:42:21.890								
4	1:15.040	+2.200	11:43:36.930								
5	1:13.606	+0.766	11:44:50.536								
6	1:35.549	+22.709	11:46:26.085								
7	1:12.840		11:47:38.925								
(187) JACSON CARDOSO											
1	1:15.992	+0.957	11:39:16.005								
2	1:15.035		11:40:31.040								
3	3:21.742	+2:06.707	11:43:52.782								
4	1:16.407	+1.372	11:45:09.189								
(12) EMERSON PERONDI											
1	1:16.020	+0.120	11:40:15.415								
2	1:15.900		11:41:31.315								
3	1:17.744	+1.844	11:42:49.059								
4	1:16.619	+0.719	11:44:05.678								
5	1:16.965	+1.065	11:45:22.643								
(333) ANDRÉ SÓCIO											
1	1:16.105		11:39:30.952								
2	1:16.654	+0.549	11:40:47.606								
3	3:33.078	+2:16.973	11:44:20.684								
(57) FELIPE FACCO											
1	1:24.508	+2.016	11:39:29.369								
2	1:22.492		11:40:51.861								
3	1:41.639	+19.147	11:42:33.500								
4	2:00.519	+38.027	11:44:34.019								
5	1:24.737	+2.245	11:45:58.756								
6	1:22.984	+0.492	11:47:21.740								




MX LEMAMT - 1a ETAPA - PORTO DOS GAÚCHOS

Classificado pela melhor volta

MX 250
 TREINO CRONOMETRADO
 Qualificação iniciado em 11:37:05

PISTA MUNICIPAL 0,950 Km
 05/05/2019 11:00



Pos	No.	Nome	Melhor Volta	Diff	Moto	Cidade	Equipe
1	23	MARCOS ALEXANDRE	1:11.770		KAWASAKI	SINOP/MT	PADOCK MOTOS KAWASAKI/MOTOCULUBE SINOP/POSTOS BEM BRASIL/PRIM
2	11	JONAS NETO	1:12.840	1.070	KAWASAKI	SINOP/MT	MR MOTOS/JNN TEIXEIRA
3	187	JACSON CARDOSO	1:15.035	3.265	YAMAHA	VILHENA/RO	NORTON PREPARAÇÕES/LDG GRAFICOS
4	12	EMERSO PERONDI	1:15.900	4.130	YAMAHA	CLÁUDIA/MT	
5	333	ANDRE SOCIO	1:16.105	4.335	KAWASAKI	ALTA FLORESTA/MT	FROTA GRÁFICOS
6	57	FELIPE FACCO	1:22.492	10.722	YAMAHA	SORRISO/MT	

MX LEMBERT - 1a ETAPA - PORTO DOS GAÚCHOS

MX EXTRA B

PISTA MUNICIPAL 0,950 Km

CORRIDA

05/05/2019 16:30

Corrida iniciado em 16:36:50

Lap	Lap Tm	Diff	Time of Day
(721) GUILHERME CORDEIRO			
1	1:25.947	+6.490	16:38:34.291
2	1:23.609	+4.152	16:39:57.900
3	1:22.552	+3.095	16:41:20.452
4	1:22.204	+2.747	16:42:42.656
5	1:19.749	+0.292	16:44:02.405
6	1:21.175	+1.718	16:45:23.580
7	1:20.089	+0.632	16:46:43.669
8	1:20.673	+1.216	16:48:04.342
9	1:19.457		16:49:23.799
10	1:21.544	+2.087	16:50:45.343

Lap	Lap Tm	Diff	Time of Day
(21) JEAN BACH			
1	1:25.624	+5.559	16:38:33.458
2	1:23.021	+2.956	16:39:56.479
3	1:22.384	+2.319	16:41:18.863
4	1:22.930	+2.865	16:42:41.793
5	1:21.468	+1.403	16:44:03.261
6	1:22.979	+2.914	16:45:26.240
7	1:21.396	+1.331	16:46:47.636
8	1:21.326	+1.261	16:48:08.962
9	1:20.065		16:49:29.027
10	1:24.326	+4.261	16:50:53.353

Lap	Lap Tm	Diff	Time of Day
(440) ADALBERTO MACHADO			
1	1:29.263	+9.199	16:38:41.285
2	1:27.451	+7.387	16:40:08.736
3	1:22.584	+2.520	16:41:31.320
4	1:24.091	+4.027	16:42:55.411
5	1:21.876	+1.812	16:44:17.287
6	1:22.197	+2.133	16:45:39.484
7	1:20.064		16:46:59.548
8	1:22.977	+2.913	16:48:22.525
9	1:21.345	+1.281	16:49:43.870
10	1:32.460	+12.396	16:51:16.330

Lap	Lap Tm	Diff	Time of Day
(97) WILSON JÚNIOR			
1	1:28.940	+6.429	16:38:39.891
2	1:27.517	+5.006	16:40:07.408
3	1:23.217	+0.706	16:41:30.625
4	1:23.380	+0.869	16:42:54.005
5	1:22.511		16:44:16.516
6	1:22.572	+0.061	16:45:39.088
7	1:25.757	+3.246	16:47:04.845
8	1:25.514	+3.003	16:48:30.359
9	1:25.521	+3.010	16:49:55.880
10	1:25.233	+2.722	16:51:21.113

Lap	Lap Tm	Diff	Time of Day
(20) EDUARDO ARGENTA			
1	1:37.452	+14.992	16:38:46.789
2	1:26.706	+4.246	16:40:13.495
3	1:25.670	+3.210	16:41:39.165
4	1:24.381	+1.921	16:43:03.546
5	1:22.781	+0.321	16:44:26.327
6	1:23.690	+1.230	16:45:50.017
7	1:22.460		16:47:12.477
8	1:25.401	+2.941	16:48:37.878
9	1:23.708	+1.248	16:50:01.586
10	1:26.000	+3.540	16:51:27.586

Lap	Lap Tm	Diff	Time of Day
(64) MANOBRINHA			
1	1:36.983	+13.364	16:38:50.984
2	1:28.457	+4.838	16:40:19.441
3	1:24.634	+1.015	16:41:44.075
4	1:28.471	+4.852	16:43:12.546

Lap	Lap Tm	Diff	Time of Day
5	1:25.106	+1.487	16:44:37.652
6	1:24.548	+0.929	16:46:02.200
7	1:25.142	+1.523	16:47:27.342
8	1:23.619		16:48:50.961
9	1:29.167	+5.548	16:50:20.128
10	1:26.359	+2.740	16:51:46.487

Lap	Lap Tm	Diff	Time of Day
(25) SILVANO PEREIRA			
1	1:30.658	+6.364	16:38:42.364
2	1:27.509	+3.215	16:40:09.873
3	1:24.294		16:41:34.167
4	1:28.234	+3.940	16:43:02.401
5	1:27.347	+3.053	16:44:29.748
6	1:27.723	+3.429	16:45:57.471
7	1:27.137	+2.843	16:47:24.608
8	1:25.667	+1.373	16:48:50.275
9	1:31.485	+7.191	16:50:21.760
10	1:27.697	+3.403	16:51:49.457

Lap	Lap Tm	Diff	Time of Day
(991) LUIS CARLOS SCHMITT			
1	1:33.180	+8.261	16:38:47.311
2	1:26.727	+1.808	16:40:14.038
3	1:26.774	+1.855	16:41:40.812
4	1:30.989	+6.070	16:43:11.801
5	1:28.904	+3.985	16:44:40.705
6	1:27.346	+2.427	16:46:08.051
7	1:28.026	+3.107	16:47:36.077
8	1:24.919		16:49:00.996
9	1:26.194	+1.275	16:50:27.190
10	1:26.528	+1.609	16:51:53.718

Lap	Lap Tm	Diff	Time of Day
(88) GABRIEL PARMEGGIANI			
1	1:35.367	+10.330	16:38:48.850
2	1:28.289	+3.252	16:40:17.139
3	1:25.037		16:41:42.176
4	1:27.377	+2.340	16:43:09.553
5	1:26.108	+1.071	16:44:35.661
6	1:25.287	+0.250	16:46:00.948
7	1:33.331	+8.294	16:47:34.279
8	1:25.881	+0.844	16:49:00.160
9	1:27.664	+2.627	16:50:27.824
10	1:26.616	+1.579	16:51:54.440

Lap	Lap Tm	Diff	Time of Day
(122) MARCELO PERONDI			
1	1:41.712	+18.969	16:38:51.803
2	1:50.633	+27.890	16:40:42.436
3	1:25.615	+2.872	16:42:08.051
4	1:23.085	+0.342	16:43:31.136
5	1:24.538	+1.795	16:44:55.674
6	1:25.341	+2.598	16:46:21.015
7	1:22.743		16:47:43.758
8	1:24.472	+1.729	16:49:08.230
9	1:23.373	+0.630	16:50:31.603
10	1:24.620	+1.877	16:51:56.223

Lap	Lap Tm	Diff	Time of Day
(83) ADRIANO LUIZ REMOR			
1	1:27.824	+3.070	16:38:38.712
2	1:46.602	+21.848	16:40:25.314
3	1:26.806	+2.052	16:41:52.120
4	1:26.746	+1.992	16:43:18.866
5	1:26.646	+1.892	16:44:45.512
6	1:26.070	+1.316	16:46:11.582
7	1:26.608	+1.854	16:47:38.190
8	1:24.754		16:49:02.944
9	1:27.002	+2.248	16:50:29.946
10	1:29.864	+5.110	16:51:59.810

Lap	Lap Tm	Diff	Time of Day
(320) LEONARDO SIMIONI			
1	1:41.811	+16.705	16:38:54.245
2	1:32.188	+7.082	16:40:26.433
3	1:27.600	+2.494	16:41:54.033
4	1:28.222	+3.116	16:43:22.255
5	1:26.965	+1.859	16:44:49.220
6	1:25.765	+0.659	16:46:14.985
7	1:25.377	+0.271	16:47:40.362
8	1:25.644	+0.538	16:49:06.006
9	1:25.106		16:50:31.112
10	1:34.614	+9.508	16:52:05.726

Lap	Lap Tm	Diff	Time of Day
(22) JOSE VAGNER			
1	1:28.156	+3.791	16:38:59.789
2	1:28.813	+4.448	16:40:28.602
3	1:26.389	+2.024	16:41:54.991
4	1:27.882	+3.517	16:43:22.873
5	1:28.599	+4.234	16:44:51.472
6	1:25.802	+1.437	16:46:17.274
7	1:24.365		16:47:41.639
8	1:27.663	+3.298	16:49:09.302
9	1:26.451	+2.086	16:50:35.753
10	1:30.529	+6.164	16:52:06.282

Lap	Lap Tm	Diff	Time of Day
(92) RUI TAVARES			
1	1:50.973	+24.585	16:39:01.533
2	1:28.113	+1.725	16:40:29.646
3	1:26.797	+0.409	16:41:56.443
4	1:28.141	+1.753	16:43:24.584
5	1:28.735	+2.347	16:44:53.319
6	1:26.388		16:46:19.707
7	1:27.746	+1.358	16:47:47.453
8	1:27.602	+1.214	16:49:15.055
9	1:28.045	+1.657	16:50:43.100
10	1:30.078	+3.690	16:52:13.178

Lap	Lap Tm	Diff	Time of Day
(411) RODRIGO NATAN			
1	1:31.806	+10.830	16:38:43.290
2	1:28.244	+7.268	16:40:11.534
3	1:23.882	+2.906	16:41:35.416
4	1:32.712	+11.736	16:43:08.128
5	1:24.600	+3.624	16:44:32.728
6	1:21.547	+0.571	16:45:54.275
7	1:20.976		16:47:15.251
8	1:24.100	+3.124	16:48:39.351
9	1:23.352	+2.376	16:50:02.703

Lap	Lap Tm	Diff	Time of Day
(133) MURILO MASSARELLI			
1	1:34.434	+7.283	16:38:50.702
2	1:31.413	+4.262	16:40:22.115
3	1:29.262	+2.111	16:41:51.377
4	1:30.302	+3.151	16:43:21.679
5	1:29.432	+2.281	16:44:51.111
6	1:30.618	+3.467	16:46:21.729
7	1:27.151		16:47:48.880
8	1:28.796	+1.645	16:49:17.676
9	1:27.779	+0.628	16:50:45.455

Lap	Lap Tm	Diff	Time of Day
(71) THIAGO DELARICA			
1	1:32.990	+7.878	16:38:44.142
2	1:27.426	+2.314	16:40:11.568
3	1:25.112		16:41:36.680
4	1:28.127	+3.015	16:43:04.807
5	1:51.340	+26.228	16:44:56.147
6	1:32.517	+7.405	16:46:28.664

MX LEMAMT - 1a ETAPA - PORTO DOS GAÚCHOS

MX EXTRA B

PISTA MUNICIPAL 0,950 Km

CORRIDA

05/05/2019 16:30

Corrida iniciado em 16:36:50

Lap	Lap Tm	Diff	Time of Day
7	1:35.219	+10.107	16:48:03.883
8	1:32.114	+7.002	16:49:35.997
9	1:34.074	+8.962	16:51:10.071

(77) ELDER

1	1:54.085	+19.940	16:39:07.943
2	1:34.440	+0.295	16:40:42.383
3	1:35.909	+1.764	16:42:18.292
4	1:35.680	+1.535	16:43:53.972
5	1:34.376	+0.231	16:45:28.348
6	1:34.145		16:47:02.493
7	1:38.407	+4.262	16:48:40.900
8	1:36.734	+2.589	16:50:17.634
9	1:40.108	+5.963	16:51:57.742

(27) EDUARDO XAVIER

1	1:46.208	+12.804	16:39:01.599
2	1:38.454	+5.050	16:40:40.053
3	1:39.274	+5.870	16:42:19.327
4	1:36.671	+3.267	16:43:55.998
5	1:37.797	+4.393	16:45:33.795
6	1:36.737	+3.333	16:47:10.532
7	1:34.734	+1.330	16:48:45.266
8	1:33.404		16:50:18.670
9	1:39.925	+6.521	16:51:58.595

(39) NEREU CAMPOS

1	1:43.622	+7.980	16:38:58.736
2	1:39.994	+4.352	16:40:38.730
3	1:38.508	+2.866	16:42:17.238
4	1:35.642		16:43:52.880
5	1:38.448	+2.806	16:45:31.328
6	1:37.562	+1.920	16:47:08.890
7	1:40.509	+4.867	16:48:49.399
8	1:37.214	+1.572	16:50:26.613
9	1:38.704	+3.062	16:52:05.317

(94) MARCOS BRANDÃO

1	1:48.661	+23.317	16:39:11.908
2	1:28.973	+3.629	16:40:40.881
3	2:25.163	+59.819	16:43:06.044
4	1:28.300	+2.956	16:44:34.344
5	1:25.344		16:45:59.688
6	1:26.703	+1.359	16:47:26.391
7	1:27.862	+2.518	16:48:54.253
8	1:28.920	+3.576	16:50:23.173
9	1:48.576	+23.232	16:52:11.749

(574)

1	6:00.711	54:54.064	16:43:39.137
2	1:38.778	59:15.997	16:45:17.915
3	1:38.459	59:16.316	16:46:56.374
4	1:42.648	59:12.127	16:48:39.022
5	1:37.734	59:17.041	16:50:16.756
6	1:39.969	59:14.806	16:51:56.725

(4) DIEGO UGOLINI

1	1:25.367		16:38:32.851
2	1:59.428	+34.061	16:40:32.279
3	6:06.859	+4:41.492	16:46:39.138
4	1:42.632	+17.265	16:48:21.770
5	1:42.064	+16.697	16:50:03.834
6	1:58.939	+33.572	16:52:02.773

(420) WEVERSON CANARDI

1	1:37.115	+5.257	16:38:49.463
---	----------	--------	--------------

Lap	Lap Tm	Diff	Time of Day
2	1:57.839	+25.981	16:40:47.302
3	1:31.990	+0.132	16:42:19.292
4	1:31.858		16:43:51.150

(574)

1	2:09.217	58:45.558	16:41:10.669
---	----------	-----------	--------------

MX LEMAMT - 1a ETAPA - PORTO DOS GAÚCHOS

Classificado por voltas

MX EXTRA B

PISTA MUNICIPAL 0,950 Km

CORRIDA

05/05/2019 16:30

Corrida iniciado em 16:36:50

Pos	No.	Piloto	Cat	Voltas	Diff	M.Volta	Cidade	Equipe
1	721	GUILHERME CORDEIRO	MX EXTRA B (IMP)	10		1:19.457	SINOP/MT	TROPICAL PNEUS/PIRELLI/CASA DAS MOTOS/PAULINHO MOT
2	21	JEAN BACH	MX EXTRA B (IMP)	10	8.010	1:20.065	CAMPO NOVO DOS PAREC	
3	440	ADALBERTO MACHADO	MX EXTRA B (IMP)	10	30.987	1:20.064	VILHENA/RO	POSTO DE MOLAS ROMA/CHURROS TORNO SOLDA
4	97	WILSON JÚNIOR	MX EXTRA B (IMP)	10	35.770	1:22.511	SORRISO/MT	RODRIGUES TRANSPORTES/RJZ MX SPORTS
5	20	EDUARDO ARGENTA	MX EXTRA B (IMP)	10	42.243	1:22.460	VILHENA/RO	THERMO CHECK REFRIGERAÇÃO/IRMAOS FIORIO/ASSUNÇÃO
6	64	MANOBRINHA	MX EXTRA B (IMP)	10	1:01.144	1:23.619	ESPIGÃO DO OESTE/RO	GIRO AUTO PEÇAS/WCAR/CONSTRUMAT
7	25	SILVANO PEREIRA	MX EXTRA B (IMP)	10	1:04.114	1:24.294	NOVA MUTUM/MT	SÃO JOSÉ MAQUINAS
8	991	LUIS CARLOS SCHMITT	MX EXTRA B (IMP)	10	1:08.375	1:24.919	PORTO DOS GAÚCHOS/M	LS AGRO SERVIÇOS
9	88	GABRIEL PARMEGGIANI	MX EXTRA B (IMP)	10	1:09.097	1:25.037	CAMPOS DE JULIO/MT	FAZENDA LETICIA
10	122	MARCELO PERONDI	MX EXTRA B (IMP)	10	1:10.880	1:22.743	VILHENA/RO	COYOTS MOTOS
11	83	ADRIANO LUIZ REMOR	MX EXTRA B (IMP)	10	1:14.467	1:24.754	NOVA MUTUM/MT	SAO JOSE MAQUINAS
12	320	LEONARDO SIMIONI	MX EXTRA B (IMP)	10	1:20.383	1:25.106	MARCELÂNDIA/MT	PAI
13	22	JOSE VAGNER	MX EXTRA B (IMP)	10	1:20.939	1:24.365	CAMPO NOVO DO PARECI	TORNEARIA COMPO NOVO/ARILDO MOTOS
14	92	RUI TAVARES	MX EXTRA B (IMP)	10	1:27.835	1:26.388		
15	411	RODRIGO NATAN	MX EXTRA B (IMP)	9	1 Volta	1:20.976	SORRISO/MT	FAZENDO SONHO ESPERADO
16	133	MURILO MASSARELLI	MX EXTRA B (IMP)	9	1 Volta	1:27.151	VILHENA/RO	WM TRANSPORTES
17	71	THIAGO DELARICA	MX EXTRA B (IMP)	9	1 Volta	1:25.112	JUARA/MT	PORTO DE AREIA DELARICA/FAZENDA SETE FLECHAS
18	77	ELDER	MX EXTRA B (IMP)	9	1 Volta	1:34.145	TAPURAH/MT	FAZENDA AGROPECUÁRIA CONQUISTA
19	27	EDUARDO XAVIER	MX EXTRA B (IMP)	9	1 Volta	1:33.404	PORTO DOS GAÚCHOS/M	SOYAGRO
20	39	NEREU CAMPOS	MX EXTRA B (IMP)	9	1 Volta	1:35.642	SORRISO/MT	NIKINHO TUR/PEDRÃO MOTOS E TENDAS/MOTO CLUBE SORI
21	94	MARCOS BRANDÃO	MX EXTRA B (IMP)	9	1 Volta	1:25.344	SORRISO/MT	MASTER FILMES E ADESIVO
22	574			6	4 Voltas			
23	4	DIEGO UGOLINI	MX EXTRA B (IMP)	6	4 Voltas	1:25.367	NOVA MUTUM/MT	POSTOS BEM BRASIL
24	420	WEVERSON CANARDI	MX EXTRA B (IMP)	4	6 Voltas	1:31.858	MATUPÁ/MT	
25	574			1	9 Voltas		VILHENA/RO	

Margin of Victory

Avg. Speed

Best Lap Tm

Best Speed

Best Lap by

8.010

40,976

1:19.457

43,042

721 - GUILHERME CORDEIRO

Cronometragem: MARCOS A. MANCINI - Diretor de Prova: JOCEMIR ZAMBONI

Orbits

www.mancini.esp.br



www.mylaps.com

enciado para: MANCINI CRONOMETRAGEM

MX LEMAMT - 1a ETAPA - PORTO DOS GAÚCHOS

MX EXTRA B

PISTA MUNICIPAL 0,950 Km

TREINO CRONOMETRADO

05/05/2019 11:04

Qualificação iniciado em 12:07:50

Lap	Lap Tm	Diff	Time of Day
(122) MARCELO PERONDI			
1	2:57.263	+1:40.179	12:11:51.587
2	1:21.336	+4.252	12:13:12.923
3	1:18.719	+1.635	12:14:31.642
4	1:17.084		12:15:48.726

Lap	Lap Tm	Diff	Time of Day
(320) LEONARDO SIMIONI			
1	1:26.899	+7.898	12:10:27.686
2	1:30.478	+11.477	12:11:58.164
3	1:19.001		12:13:17.165
4	1:21.065	+2.064	12:14:38.230
5	1:20.584	+1.583	12:15:58.814

Lap	Lap Tm	Diff	Time of Day
(721) GUILHERME CORDEIRO			
1	1:26.758	+7.245	12:09:33.921
2	1:23.012	+3.499	12:10:56.933
3	1:19.639	+0.126	12:12:16.572
4	1:21.179	+1.666	12:13:37.751
5	1:21.855	+2.342	12:14:59.606
6	1:19.513		12:16:19.119
7	1:56.370	+36.857	12:18:15.489

Lap	Lap Tm	Diff	Time of Day
(4) DIEGO UGOLINI			
1	1:28.172	+8.567	12:10:36.532
2	1:28.808	+9.203	12:12:05.340
3	1:23.270	+3.665	12:13:28.610
4	1:20.929	+1.324	12:14:49.539
5	1:19.605		12:16:09.144
6	1:19.812	+0.207	12:17:28.956
7	1:20.653	+1.048	12:18:49.609

Lap	Lap Tm	Diff	Time of Day
(21) JEAN BACH			
1	1:19.702		12:09:16.237
2	1:22.909	+3.207	12:10:39.146
3	1:22.179	+2.477	12:12:01.325
4	1:20.640	+0.938	12:13:21.965
5	3:45.957	+2:26.255	12:17:07.922
6	1:20.339	+0.637	12:18:28.261

Lap	Lap Tm	Diff	Time of Day
(97) WILSON JÚNIOR			
1	1:20.271		12:09:14.389
2	1:28.642	+8.371	12:10:43.031
3	1:24.201	+3.930	12:12:07.232
4	1:28.012	+7.741	12:13:35.244
5	2:39.134	+1:18.863	12:16:14.378
6	1:20.431	+0.160	12:17:34.809

Lap	Lap Tm	Diff	Time of Day
(20) EDUARDO ARGENTA			
1	1:27.424	+6.915	12:09:33.331
2	1:20.509		12:10:53.840
3	1:21.800	+1.291	12:12:15.640
4	1:21.286	+0.777	12:13:36.926

Lap	Lap Tm	Diff	Time of Day
(411) RODRIGO NATAN			
1	1:27.732	+6.847	12:10:00.627
2	1:21.159	+0.274	12:11:21.786
3	1:22.479	+1.594	12:12:44.265
4	1:20.885		12:14:05.150
5	1:25.000	+4.115	12:15:30.150
6	1:20.957	+0.072	12:16:51.107

Lap	Lap Tm	Diff	Time of Day
(440) ADALBERTO MACHADO			
1	1:38.283	+17.380	12:10:05.751
2	1:21.128	+0.225	12:11:26.879
3	1:40.975	+20.072	12:13:07.854

Lap	Lap Tm	Diff	Time of Day
4	1:21.901	+0.998	12:14:29.755
5	1:22.346	+1.443	12:15:52.101
6	2:14.758	+53.855	12:18:06.859
7	1:20.903		12:19:27.762

Lap	Lap Tm	Diff	Time of Day
(88) GABRIEL PARMEGGIANI			
1	1:27.604	+6.138	12:09:29.317
2	1:26.766	+5.300	12:10:56.083
3	1:23.715	+2.249	12:12:19.798
4	1:25.094	+3.628	12:13:44.892
5	1:27.051	+5.585	12:15:11.943
6	1:21.466		12:16:33.409
7	1:23.374	+1.908	12:17:56.783
8	1:22.317	+0.851	12:19:19.100

Lap	Lap Tm	Diff	Time of Day
(94) MARCOS BRANDÃO			
1	1:24.991	+3.151	12:10:06.371
2	1:38.304	+16.464	12:11:44.675
3	1:22.467	+0.627	12:13:07.142
4	1:21.840		12:14:28.982

Lap	Lap Tm	Diff	Time of Day
(64) MANOBRINHA			
1	1:21.879		12:09:13.681
2	1:23.406	+1.527	12:10:37.087
3	1:54.496	+32.617	12:12:31.583
4	1:22.585	+0.706	12:13:54.168

Lap	Lap Tm	Diff	Time of Day
(22) JOSE VAGNER			
1	1:22.910	+0.724	12:09:25.733
2	1:22.954	+0.768	12:10:48.687
3	1:22.848	+0.662	12:12:11.535
4	1:23.452	+1.266	12:13:34.987
5	1:22.374	+0.188	12:14:57.361
6	1:23.605	+1.419	12:16:20.966
7	1:30.593	+8.407	12:17:51.559
8	1:22.186		12:19:13.745

Lap	Lap Tm	Diff	Time of Day
(133) MURILO MASSARELLI			
1	1:27.030	+4.396	12:09:38.150
2	1:25.338	+2.704	12:11:03.488
3	1:46.532	+23.898	12:12:50.020
4	1:22.634		12:14:12.654
5	1:35.594	+12.960	12:15:48.248
6	1:25.821	+3.187	12:17:14.069
7	1:46.063	+23.429	12:19:00.132

Lap	Lap Tm	Diff	Time of Day
(83) ADRIANO LUIZ REMOR			
1	1:39.816	+17.159	12:10:33.222
2	1:27.696	+5.039	12:12:00.918
3	1:29.537	+6.880	12:13:30.455
4	1:22.657		12:14:53.112
5	1:47.369	+24.712	12:16:40.481
6	1:23.629	+0.972	12:18:04.110
7	1:24.585	+1.928	12:19:28.695

Lap	Lap Tm	Diff	Time of Day
(71) THIAGO DELARICA			
1	1:23.874	+0.623	12:09:40.451
2	1:25.684	+2.433	12:11:06.135
3	1:24.101	+0.850	12:12:30.236
4	1:23.251		12:13:53.487
5	2:08.439	+45.188	12:16:01.926
6	1:57.871	+34.620	12:17:59.797
7	1:30.801	+7.550	12:19:30.598

Lap	Lap Tm	Diff	Time of Day
(420) WEVERSON CANARDI			
1	1:26.342	+2.913	12:10:21.730

Lap	Lap Tm	Diff	Time of Day
2	1:23.429		12:11:45.159
3	1:25.032	+1.603	12:13:10.191

Lap	Lap Tm	Diff	Time of Day
(25) SILVANO PEREIRA			
1	1:31.317	+6.874	12:10:26.837
2	1:56.365	+31.922	12:12:23.202
3	1:24.443		12:13:47.645
4	1:27.395	+2.952	12:15:15.040
5	1:45.675	+21.232	12:17:00.715
6	1:26.142	+1.699	12:18:26.857

Lap	Lap Tm	Diff	Time of Day
(991) LUIS CARLOS SCHMITT			
1	1:26.922	+2.087	12:09:39.268
2	1:25.959	+1.124	12:11:05.227
3	1:24.835		12:12:30.062
4	1:37.665	+12.830	12:14:07.727

Lap	Lap Tm	Diff	Time of Day
(92) RUI TAVARES			
1	2:20.541	+52.263	12:10:37.987
2	1:28.278		12:12:06.265
3	2:02.362	+34.084	12:14:08.627
4	1:29.211	+0.933	12:15:37.838
5	1:29.412	+1.134	12:17:07.250
6	1:45.826	+17.548	12:18:53.076

Lap	Lap Tm	Diff	Time of Day
(574)			
1	1:32.930	+1.129	12:12:15.036
2	1:43.889	+12.088	12:13:58.925
3	1:34.694	+2.893	12:15:33.619
4	1:32.461	+0.660	12:17:06.080
5	1:31.801		12:18:37.881

Lap	Lap Tm	Diff	Time of Day
(39) NEREU CAMPOS			
1	1:34.989	+1.235	12:10:23.740
2	1:33.754		12:11:57.494
3	1:37.027	+3.273	12:13:34.521

Lap	Lap Tm	Diff	Time of Day
(27) EDUARDO XAVIER			
1	1:41.585	+6.818	12:10:25.277
2	1:34.767		12:12:00.044
3	1:36.136	+1.369	12:13:36.180



MX LEMAMT - 1a ETAPA - PORTO DOS GAÚCHOS

Classificado pela melhor volta

MX EXTRA B

PISTA MUNICIPAL 0,950 Km

TREINO CRONOMETRADO

05/05/2019 17:00

Qualificação iniciado em 12:07:50

Pos	No.	Nome	Melhor Volta	Diff	Moto	Cidade	Equipe
1	122	MARCELO PERONDI	1:17.084		YAMAHA	VILHENA/RO	COYOTS MOTOS
2	320	LEONARDO SIMIONI	1:19.001	1.917	HONDA	MARCELÂNDIA/MT	PAI
3	721	GUILHERME CORDEIRO	1:19.513	2.429	KAWASAKI	SINOP/MT	TROPICAL PNEUS/PIRELLI/CASA DAS MOTOS/PAULINHO MOTOS/AGITARE
4	4	DIEGO UGOLINI	1:19.605	2.521	KAWASAKI	NOVA MUTUM/MT	POSTOS BEM BRASIL
5	21	JEAN BACH	1:19.702	2.618	HONDA	CAMPO NOVO DOS PARE	
6	97	WILSON JÚNIOR	1:20.271	3.187	KAWASAKI	SORRISO/MT	RODRIGUES TRANSPORTES/RJZ MX SPORTS
7	20	EDUARDO ARGENTA	1:20.509	3.425	YAMAHA	VILHENA/RO	THERMO CHECK REFRIGERAÇÃO/IRMAOS FIORIO/ASSUNÇÃO LOGÍSTICA
8	411	RODRIGO NATAN	1:20.885	3.801	HONDA	SORRISO/MT	FAZENDO SONHO ESPERADO
9	440	ADALBERTO MACHADO	1:20.903	3.819	KAWASAKI	VILHENA/RO	POSTO DE MOLAS ROMA/CHURROS TORNO SOLDA
10	88	GABRIEL PARMEGGIANI	1:21.466	4.382	KAWASAKI	CAMPOS DE JULIO/MT	FAZENDA LETICIA
11	94	MARCOS BRANDÃO	1:21.840	4.756	HONDA	SORRISO/MT	MASTER FILMES E ADESIVO
12	64	MANOBRINHA	1:21.879	4.795	YAMAHA	ESPIGÃO DO OESTE/RO	GIRO AUTO PEÇAS/WCAR/CONSTRUMAT
13	22	JOSE VAGNER	1:22.186	5.102	KTM	CAMPO NOVO DO PAREC	TORNEARIA COMPO NOVO/ARILDO MOTOS
14	133	MURILO MASSARELLI	1:22.634	5.550	YAMAHA	VILHENA/RO	WM TRANSPORTES
15	83	ADRIANO LUIZ REMOR	1:22.657	5.573	KAWASAKI	NOVA MUTUM/MT	SAO JOSE MAQUINAS
16	71	THIAGO DELARICA	1:23.251	6.167	KTM	JUARA/MT	PORTO DE AREIA DELARICA/FAZENDA SETE FLECHAS
17	420	WEVERSON CANARDI	1:23.429	6.345	KTM	MATUPÁ/MT	
18	25	SILVANO PEREIRA	1:24.443	7.359	HONDA	NOVA MUTUM/MT	SÃO JOSÉ MAQUINAS
19	991	LUIS CARLOS SCHMITT	1:24.835	7.751	KAWASAKI	PORTO DOS GAÚCHOS/M	LS AGRO SERVIÇOS
20	92	RUI TAVARES	1:28.278	11.194	HONDA		
21	574		1:31.801	14.717	HONDA	VILHENA/RO	
22	39	NEREU CAMPOS	1:33.754	16.670	KAWASAKI	SORRISO/MT	NIKINHO TUR/PEDRÃO MOTOS E TENDAS/MOTO CLUBE SORRISO
23	27	EDUARDO XAVIER	1:34.767	17.683	YAMAHA	PORTO DOS GAÚCHOS/M	SOYAGRO

MX LEMAMT - 1a ETAPA - PORTO DOS GAÚCHOS

MX INTERMASTER

PISTA MUNICIPAL 0,950 Km

CORRIDA

05/05/2019 15:40

Corrida iniciado em 14:53:52

Lap	Lap Tm	Diff	Time of Day	Lap	Lap Tm	Diff	Time of Day	Lap	Lap Tm	Diff	Time of Day
(69) ROMARIO D AROSA				9	1:19.921	+2.047	15:06:15.596	5	1:20.500	+0.705	15:01:07.923
1	1:16.430	+1.046	14:55:24.931	10	1:19.925	+2.051	15:07:35.521	6	1:22.587	+2.792	15:02:30.510
2	1:16.119	+0.735	14:56:41.050	11	1:19.928	+2.054	15:08:55.449	7	1:20.837	+1.042	15:03:51.347
3	1:15.946	+0.562	14:57:56.996	12	1:19.049	+1.175	15:10:14.498	8	1:19.795		15:05:11.142
4	1:15.604	+0.220	14:59:12.600	(81) VANDERLEI MENDES				9	1:21.931	+2.136	15:06:33.073
5	1:15.981	+0.597	15:00:28.581	1	1:21.216	+4.492	14:55:32.557	10	1:21.202	+1.407	15:07:54.275
6	1:15.384		15:01:43.965	2	1:18.725	+2.001	14:56:51.282	11	1:20.743	+0.948	15:09:15.018
7	1:16.504	+1.120	15:03:00.469	3	1:18.984	+2.260	14:58:10.266	12	1:31.794	+11.999	15:10:46.812
8	1:16.032	+0.648	15:04:16.501	4	1:16.724		14:59:26.990	(64) MANOBRINHA			
9	1:17.533	+2.149	15:05:34.034	5	1:18.957	+2.233	15:00:45.947	1	1:29.060	+7.930	14:55:43.846
10	1:16.072	+0.688	15:06:50.106	6	1:17.407	+0.683	15:02:03.354	2	1:24.040	+2.910	14:57:07.886
11	1:16.634	+1.250	15:08:06.740	7	1:19.564	+2.840	15:03:22.918	3	1:21.804	+0.674	14:58:29.690
12	1:19.121	+3.737	15:09:25.861	8	1:34.927	+18.203	15:04:57.845	4	1:21.130		14:59:50.820
(722) MATHEUS CORDEIRO				9	1:18.928	+2.204	15:06:16.773	5	1:21.151	+0.021	15:01:11.971
1	1:26.086	+12.856	14:55:39.756	10	1:19.029	+2.305	15:07:35.802	6	1:22.579	+1.449	15:02:34.550
2	1:20.012	+6.782	14:56:59.768	11	1:20.555	+3.831	15:08:56.357	7	1:23.081	+1.951	15:03:57.631
3	1:16.834	+3.604	14:58:16.602	12	1:18.823	+2.099	15:10:15.180	8	1:22.077	+0.947	15:05:19.708
4	1:16.879	+3.649	14:59:33.481	(11) ROGÉRIO ORNAGHI				9	1:23.352	+2.222	15:06:43.060
5	1:15.226	+1.996	15:00:48.707	1	1:34.314	+15.724	14:55:44.402	10	1:22.579	+1.449	15:08:05.639
6	1:15.040	+1.810	15:02:03.747	2	1:20.743	+2.153	14:57:05.145	11	1:23.966	+2.836	15:09:29.605
7	1:13.988	+0.758	15:03:17.735	3	1:20.312	+1.722	14:58:25.457	(88) CARLOS ALBERTO MARKUS			
8	1:13.230		15:04:30.965	4	1:19.508	+0.918	14:59:44.965	1	1:19.429	+0.377	14:55:29.801
9	1:14.417	+1.187	15:05:45.382	5	1:18.590		15:01:03.555	2	1:24.566	+5.514	14:56:54.367
10	1:15.695	+2.465	15:07:01.077	6	1:22.329	+3.739	15:02:25.884	3	1:19.052		14:58:13.419
11	1:16.617	+3.387	15:08:17.694	7	1:22.284	+3.694	15:03:48.168	4	1:19.345	+0.293	14:59:32.764
12	1:18.875	+5.645	15:09:36.569	8	1:19.122	+0.532	15:05:07.290	5	1:19.547	+0.495	15:00:52.311
(12) EMERSON PERONDI				9	1:20.443	+1.853	15:06:27.733	6	1:21.210	+2.158	15:02:13.521
1	1:19.257	+4.025	14:55:29.047	10	1:19.499	+0.909	15:07:47.232	7	1:21.821	+2.769	15:03:35.342
2	1:18.054	+2.822	14:56:47.101	11	1:19.845	+1.255	15:09:07.077	8	1:25.821	+6.769	15:05:01.163
3	1:16.594	+1.362	14:58:03.695	12	1:22.893	+4.303	15:10:29.970	9	1:51.638	+32.586	15:06:52.801
4	1:15.232		14:59:18.927	(22) ANDERSON PEREIRA				10	1:29.988	+10.936	15:08:22.789
5	1:16.307	+1.075	15:00:35.234	1	1:25.040	+4.987	14:55:39.303	11	1:32.281	+13.229	15:09:55.070
6	1:16.689	+1.457	15:01:51.923	2	1:21.157	+1.104	14:57:00.460	(122) MARCELO PERONDI			
7	1:18.030	+2.798	15:03:09.953	3	1:21.375	+1.322	14:58:21.835	1	1:24.802	+5.549	14:55:34.938
8	1:17.203	+1.971	15:04:27.156	4	1:20.909	+0.856	14:59:42.744	2	1:22.148	+2.895	14:56:57.086
9	1:17.952	+2.720	15:05:45.108	5	1:20.053		15:01:02.797	3	1:19.253		14:58:16.339
10	1:19.209	+3.977	15:07:04.317	6	1:22.260	+2.207	15:02:25.057	4	1:20.770	+1.517	14:59:37.109
11	1:19.649	+4.417	15:08:23.966	7	1:20.240	+0.187	15:03:45.297	5	1:23.335	+4.082	15:01:00.444
12	1:20.059	+4.827	15:09:44.025	8	1:20.114	+0.061	15:05:05.411	6	1:29.146	+9.893	15:02:29.590
(47) EDMAR LOYOLA				9	1:22.060	+2.007	15:06:27.471	7	1:35.447	+16.194	15:04:05.037
1	1:26.175	+9.149	14:55:37.415	10	1:22.435	+2.382	15:07:49.906	8	1:29.252	+9.999	15:05:34.289
2	1:20.764	+3.738	14:56:58.179	11	1:22.424	+2.371	15:09:12.330	9	1:33.625	+14.372	15:07:07.914
3	1:19.652	+2.626	14:58:17.831	12	1:22.265	+2.212	15:10:34.595	10	1:29.186	+9.933	15:08:37.100
4	1:20.102	+3.076	14:59:37.933	(20) EDUARDO				11	1:26.690	+7.437	15:10:03.790
5	1:18.594	+1.568	15:00:56.527	1	1:24.413	+4.444	14:55:36.318	(83) ADRIANO LUIZ REMOR			
6	1:19.837	+2.811	15:02:16.364	2	1:22.883	+2.914	14:56:59.201	1	1:28.468	+5.135	14:55:42.862
7	1:19.212	+2.186	15:03:35.576	3	1:21.522	+1.553	14:58:20.723	2	1:29.011	+5.678	14:57:11.873
8	1:19.930	+2.904	15:04:55.506	4	1:20.435	+0.466	14:59:41.158	3	1:26.292	+2.959	14:58:38.165
9	1:17.026		15:06:12.532	5	1:19.969		15:01:01.127	4	1:26.656	+3.323	15:00:04.821
10	1:17.628	+0.602	15:07:30.160	6	1:22.054	+2.085	15:02:23.181	5	1:24.678	+1.345	15:01:29.499
11	1:18.923	+1.897	15:08:49.083	7	1:24.585	+4.616	15:03:47.766	6	1:23.333		15:02:52.832
12	1:22.607	+5.581	15:10:11.690	8	1:22.464	+2.495	15:05:10.230	7	1:25.212	+1.879	15:04:18.044
(171) PETERSON PFEIFER				9	1:21.991	+2.022	15:06:32.221	8	1:23.476	+0.143	15:05:41.520
1	1:18.876	+1.002	14:55:28.186	10	1:21.492	+1.523	15:07:53.713	9	1:28.743	+5.410	15:07:10.263
2	1:17.874		14:56:46.060	11	1:20.637	+0.668	15:09:14.350	10	1:28.071	+4.738	15:08:38.334
3	1:20.529	+2.655	14:58:06.589	12	1:21.220	+1.251	15:10:35.570	11	1:29.050	+5.717	15:10:07.384
4	1:19.345	+1.471	14:59:25.934	(440) ADALBERTO MACHADO				(544) DOUGLAS GERLACH			
5	1:22.459	+4.585	15:00:48.393	1	1:28.277	+8.482	14:55:43.437	1	1:27.811	+4.929	14:55:52.950
6	1:21.770	+3.896	15:02:10.163	2	1:21.051	+1.256	14:57:04.488	2	1:22.882		14:57:15.832
7	1:21.612	+3.738	15:03:31.775	3	1:20.613	+0.818	14:58:25.101	3	1:23.887	+1.005	14:58:39.719
8	1:23.900	+6.026	15:04:55.675	4	1:22.322	+2.527	14:59:47.423	4	1:23.289	+0.407	15:00:03.008

MX LEMAMT - 1a ETAPA - PORTO DOS GAÚCHOS

MX INTERMASTER

PISTA MUNICIPAL 0,950 Km

CORRIDA

05/05/2019 15:40

Corrida iniciado em 14:53:52

Lap	Lap Tm	Diff	Time of Day	Lap	Lap Tm	Diff	Time of Day	Lap	Lap Tm	Diff	Time of Day
5	1:25.913	+3.031	15:01:28.921								
6	1:29.393	+6.511	15:02:58.314								
7	1:39.032	+16.150	15:04:37.346								
8	1:29.825	+6.943	15:06:07.171								
9	1:28.022	+5.140	15:07:35.193								
10	1:45.977	+23.095	15:09:21.170								
11	1:34.004	+11.122	15:10:55.174								
(133) MURILO											
1	1:26.623	+2.020	14:56:12.497								
2	1:24.603		14:57:37.100								
3	1:26.639	+2.036	14:59:03.739								
4	1:26.772	+2.169	15:00:30.511								
5	1:26.880	+2.277	15:01:57.391								
6	1:28.690	+4.087	15:03:26.081								
7	1:31.935	+7.332	15:04:58.016								
8	1:32.016	+7.413	15:06:30.032								
9	1:32.673	+8.070	15:08:02.705								
10	1:29.331	+4.728	15:09:32.036								
(97) WILSON JUNIOR											
1	1:25.924	+3.663	14:55:39.050								
2	1:22.406	+0.145	14:57:01.456								
3	1:47.311	+25.050	14:58:48.767								
4	1:22.261		15:00:11.028								
5	1:23.672	+1.411	15:01:34.700								
6	1:25.133	+2.872	15:02:59.833								
7	1:24.635	+2.374	15:04:24.468								
(94) MARCOS HENRIQUE											
1	1:29.219	+7.810	14:55:41.546								
2	1:22.034	+0.625	14:57:03.580								
3	1:43.838	+22.429	14:58:47.418								
4	1:22.449	+1.040	15:00:09.867								
5	1:21.409		15:01:31.276								
6	1:40.033	+18.624	15:03:11.309								
7	1:26.392	+4.983	15:04:37.701								
(23) CEZAR											
1	1:22.041	+2.430	14:55:35.012								
2	1:20.321	+0.710	14:56:55.333								
3	1:19.611		14:58:14.944								
4	1:20.439	+0.828	14:59:35.383								
5	1:19.825	+0.214	15:00:55.208								
6	2:20.649	+1:01.038	15:03:15.857								
(411) RODRIGO NATAN											
1	1:34.506	+12.419	14:56:01.800								
2	1:22.387	+0.300	14:57:24.287								
3	1:37.370	+15.283	14:59:01.657								
4	1:22.087		15:00:23.744								
5	1:31.166	+9.079	15:01:54.910								
(21) JEAN RICARDO BACH											
1	1:22.278	+3.591	14:55:32.923								
2	1:19.322	+0.635	14:56:52.245								
3	1:18.687		14:58:10.932								



MX LEMAMT - 1a ETAPA - PORTO DOS GAÚCHOS

Classificado por voltas

MX INTERMASTER

PISTA MUNICIPAL 0,950 Km

CORRIDA

05/05/2019 15:40

Corrida iniciado em 14:53:52

Pos	No.	Piloto	Cat	Voltas	Diff	M.Volta	Cidade	Equipe
1	69	ROMARIO DA ROSA	INTERMASTER (IMP)	12		1:15.384	JUARA/MT	AUTO ESCOLA TAPURAH / PORTO DE AREIA DELARICA / ACADEI
2	722	MATHEUS CORDEIRO	INTERMASTER (IMP)	12	10.708	1:13.230	SINOP/MT	TROPICAL PNEUS
3	12	EMERSON PERONDI	INTERMASTER (IMP)	12	18.164	1:15.232	CLÁUDIA/MT	
4	47	EDMAR LOYOLA	INTERMASTER (IMP)	12	45.829	1:17.026	SORRISO/MT	NIKINHA TUR/CHICÃO MOTOS/MOTO CLUB DE SORRISO
5	171	PETERSON PFEIFER	INTERMASTER (IMP)	12	48.637	1:17.874	SORRISO/MT	PEDRÃO MOTOS/NIKINHO TOUR
6	81	VANDERLEI MENDES	INTERMASTER (IMP)	12	49.319	1:16.724	COLÍDER MT	MECÂNICA MENDES/RETIFICA 2 IRMÃOS/EXATA AUTO PEÇAS
7	11	ROGÉRIO ORNAGHI	INTERMASTER (IMP)	12	1:04.109	1:18.590	SINOP/MT	RODO.MOLASOUTOPEÇAS/RODOVITTER TRANSPORTE
8	22	ANDERSON PEREIRA	INTERMASTER (IMP)	12	1:08.734	1:20.053	SORRISO/MT	NORTON PREPARAÇÕES
9	20	EDUARDO	INTERMASTER (IMP)	12	1:09.709	1:19.969	VILHENA/RO	
10	440	ADALBERTO MACHADO	INTERMASTER (IMP)	12	1:20.951	1:19.795	VILHENA	
11	64	MANOBRINHA	INTERMASTER (IMP)	11	1 Volta	1:21.130	ESPIGÃO DO OESTE/RO	GIRO AUTO PEÇAS/WCAR/CONSTRUMAT
12	88	CARLOS ALBERTO MARKUS	INTERMASTER (IMP)	11	1 Volta	1:19.052	CAMPOS DE JULIO/MT	NORTON PREPARAÇÕES
13	122	MARCELO PERONDI	INTERMASTER (IMP)	11	1 Volta	1:19.253	VILHENA/RO	COYOTS MOTOS
14	83	ADRIANO LUIZ REMOR	INTERMASTER (IMP)	11	1 Volta	1:23.333	NOVA MUTUM/MT	SÃO JOSE MAQUINAS
15	544	DOUGLAS GERLACH	INTERMASTER (IMP)	11	1 Volta	1:22.882	BRIANORTE/MT	FAZENDA CASTELO
16	133	MURILO	INTERMASTER (IMP)	10	2 Voltas	1:24.603	VILHENA/RO	
17	97	WILSON JUNIOR	INTERMASTER (IMP)	7	5 Voltas	1:22.261	SORRISO/MT	RJZ MX SPORT/RODRIGUES TRANSPORTES
18	94	MARCOS HENRIQUE	INTERMASTER (IMP)	7	5 Voltas	1:21.409	SORRISO/MT	MASTERFILMS
19	23	CEZAR	INTERMASTER (IMP)	6	6 Voltas	1:19.611	TANGARÁ DA SERRA/MT	
20	411	RODRIGO NATAN	INTERMASTER (IMP)	5	7 Voltas	1:22.087	SORRISO/MT	FAZENDO SONHO ESPERADO
21	21	JEAN RICARDO BACH	INTERMASTER (IMP)	3	9 Voltas	1:18.687	CAMPO NOVO DO PARECI	ARILDO MOTOS/EMPIMAQ

Margin of Victory

Avg. Speed

Best Lap Tm

Best Speed

Best Lap by

10.708

43,986

1:13.230

46,702

722 - MATHEUS CORDEIRO

Cronometragem: MARCOS A. MANCINI - Diretor de Prova: JOCEMIR ZAMBONI

Orbits

www.mancini.esp.br



www.mylaps.com

enciado para: MANCINI CRONOMETRAGEM

Impresso: 05/05/2019 15:11:19

MX LEMAMT - 1a ETAPA - PORTO DOS GAÚCHOS

MX INTERMASTER

PISTA MUNICIPAL 0,950 Km

TREINO CRONOMETRADO

05/05/2019 10:40

Qualificação iniciado em 10:55:46

Lap	Lap Tm	Diff	Time of Day
(69) ROMARIO DA ROSA			
1	1:19.680	+4.434	10:58:01.289
2	1:19.758	+4.512	10:59:21.047
3	2:01.082	+45.836	11:01:22.129
4	1:15.246		11:02:37.375

Lap	Lap Tm	Diff	Time of Day
(722) MATHEUS CORDEIRO			
1	1:31.426	+11.705	10:57:24.863
2	1:43.360	+23.639	10:59:08.223
3	1:21.992	+2.271	11:00:30.215
4	1:20.924	+1.203	11:01:51.139
5	1:24.210	+4.489	11:03:15.349
6	1:19.721		11:04:35.070

Lap	Lap Tm	Diff	Time of Day
(81) VANDERLEI MENDES			
1	1:22.556	+2.699	10:58:09.776
2	1:21.617	+1.760	10:59:31.393
3	1:20.265	+0.408	11:00:51.658
4	1:22.894	+3.037	11:02:14.552
5	1:41.487	+21.630	11:03:56.039
6	1:55.353	+35.496	11:05:51.392
7	1:19.857		11:07:11.249

Lap	Lap Tm	Diff	Time of Day
(8) CARLOS ALBERTO MARKUS			
1	1:28.975	+8.817	10:57:15.687
2	1:22.895	+2.737	10:58:38.582
3	3:01.751	+1:41.593	11:01:40.333
4	1:20.158		11:03:00.491
5	1:22.770	+2.612	11:04:23.261
6	1:46.532	+26.374	11:06:09.793
7	1:20.370	+0.212	11:07:30.163

Lap	Lap Tm	Diff	Time of Day
(12) EMERSON PERONDI			
1	1:28.078	+7.247	10:58:07.682
2	1:25.402	+4.571	10:59:33.084
3	1:41.630	+20.799	11:01:14.714
4	1:20.831		11:02:35.545
5	1:30.835	+10.004	11:04:06.380
6	1:21.945	+1.114	11:05:28.325
7	1:21.957	+1.126	11:06:50.282

Lap	Lap Tm	Diff	Time of Day
(20) EDUARDO			
1	1:38.080	+16.183	10:57:47.763
2	1:28.603	+6.706	10:59:16.366
3	1:26.748	+4.851	11:00:43.114
4	2:45.858	+1:23.961	11:03:28.972
5	1:21.897		11:04:50.869

Lap	Lap Tm	Diff	Time of Day
(21) JEAN RICARDO BACH			
1	2:02.688	+39.486	10:59:04.514
2	1:24.204	+1.002	11:00:28.718
3	1:23.202		11:01:51.920
4	2:01.017	+37.815	11:03:52.937
5	1:24.720	+1.518	11:05:17.657

Lap	Lap Tm	Diff	Time of Day
(47) EDMAR LOYOLA			
1	1:32.124	+8.667	10:57:36.567
2	1:24.370	+0.913	10:59:00.937
3	1:24.988	+1.531	11:00:25.925
4	1:43.342	+19.885	11:02:09.267
5	1:50.158	+26.701	11:03:59.425
6	1:23.457		11:05:22.882
7	1:26.692	+3.235	11:06:49.574

Lap	Lap Tm	Diff	Time of Day
(122) MARCELO PERONDI			

Lap	Lap Tm	Diff	Time of Day
(411) RODRIGO NATAN			
1	1:26.237	+1.556	10:58:36.911
2	1:27.636	+2.955	11:00:04.547
3	1:26.096	+1.415	11:01:30.643
4	1:24.681		11:02:55.324

Lap	Lap Tm	Diff	Time of Day
(440) ADALBERTO MACHADO			
1	1:38.105	+13.319	10:57:42.205
2	1:26.685	+1.899	10:59:08.890
3	1:24.786		11:00:33.676
4	1:38.538	+13.752	11:02:12.214
5	1:39.881	+15.095	11:03:52.095
6	1:30.030	+5.244	11:05:22.125
7	1:25.255	+0.469	11:06:47.380

Lap	Lap Tm	Diff	Time of Day
(64) MANOBRINHA			
1	1:31.037	+6.068	10:57:44.424
2	1:33.151	+8.182	10:59:17.575
3	1:28.349	+3.380	11:00:45.924
4	1:24.969		11:02:10.893
5	3:23.967	+1:58.998	11:05:34.860
6	1:25.540	+0.571	11:07:00.400

Lap	Lap Tm	Diff	Time of Day
(171) PETERSON PFEIFER			
1	1:25.537	+0.275	10:58:34.369
2	1:27.247	+1.985	11:00:01.616
3	1:25.893	+0.631	11:01:27.509
4	1:25.262		11:02:52.771

Lap	Lap Tm	Diff	Time of Day
(11) ROGÉRIO ORNAGHI			
1	1:26.866	+1.037	10:59:19.878
2	1:27.658	+1.829	11:00:47.536
3	1:25.829		11:02:13.365

Lap	Lap Tm	Diff	Time of Day
(22) CARLOS ALBERTO			
1	1:49.733	+23.866	10:58:27.027
2	1:25.867		10:59:52.894
3	1:33.237	+7.370	11:01:26.131
4	1:26.624	+0.757	11:02:52.755
5	1:54.257	+28.390	11:04:47.012
6	1:26.688	+0.821	11:06:13.700
7	1:26.744	+0.877	11:07:40.444

Lap	Lap Tm	Diff	Time of Day
(94) MARCOS HENRIQUE			
1	1:53.938	+28.038	10:58:13.194
2	1:30.217	+4.317	10:59:43.411
3	1:25.900		11:01:09.311
4	1:31.644	+5.744	11:02:40.955
5	1:30.227	+4.327	11:04:11.182
6	1:29.509	+3.609	11:05:40.691
7	1:28.018	+2.118	11:07:08.709

Lap	Lap Tm	Diff	Time of Day
(97) WILSON JUNIOR			
1	1:31.542	+5.572	10:58:16.219
2	1:28.161	+2.191	10:59:44.380
3	1:34.366	+8.396	11:01:18.746
4	1:27.215	+1.245	11:02:45.961
5	1:41.539	+15.569	11:04:27.500
6	1:25.970		11:05:53.470

Lap	Lap Tm	Diff	Time of Day
(544) DOUGLAS GERLACH			
1	1:31.673	+3.444	10:57:21.795
2	1:30.292	+2.063	10:58:52.087
3	1:29.866	+1.637	11:00:21.953
4	1:28.229		11:01:50.182
5	1:37.285	+9.056	11:03:27.467
6	1:53.899	+25.670	11:05:21.366

Lap	Lap Tm	Diff	Time of Day
(133) MURILO			
1	1:37.861	+8.308	10:58:42.269
2	1:53.608	+24.055	11:00:35.877
3	1:29.553		11:02:05.430
4	1:30.045	+0.492	11:03:35.475
5	2:58.011	+1:28.458	11:06:33.486

Lap	Lap Tm	Diff	Time of Day
(83) ADRIANO LUIZ REMOR			
1	1:36.375	+6.642	10:58:35.742
2	1:31.846	+2.113	11:00:07.588
3	1:29.733		11:01:37.321
4	1:40.223	+10.490	11:03:17.544
5	1:44.802	+15.069	11:05:02.346
6	1:53.481	+23.748	11:06:55.827

Lap	Lap Tm	Diff	Time of Day
(23) CEZAR			
1	1:31.745	+0.844	10:58:02.290
2	1:31.987	+1.086	10:59:34.277
3	1:39.093	+8.192	11:01:13.370
4	1:30.901		11:02:44.271
5	1:38.205	+7.304	11:04:22.476



MX LEMAMT - 1ª ETAPA - PORTO DOS GAÚCHOS

Classificado pela melhor volta

MX INTERMASTER

PISTA MUNICIPAL 0,950 Km

TREINO CRONOMETRADO

05/05/2019 10:40

Qualificação iniciado em 10:55:46

Pos	No.	Nome	Melhor Volta	Diff	Moto	Cidade	Equipe
1	69	ROMARIO DA ROSA	1:15.246		HUSQVARNA	JUARA/MT	AUTO ESCOLA TAPURAH/PORTO DE AREIA DELARICA/ACADEMIA CENTRAL
2	722	MATHEUS CORDEIRO	1:19.721	4.475	KAWASAKI	SINOP/MT	TROPICAL PNEUS
3	81	VANDERLEI MENDES	1:19.857	4.611	YAMAHA	COLÍDER MT	MECÂNICA MENDES/RETIFICA 2 IRMÃOS/EXATA AUTO PEÇAS
4	8	CARLOS ALBERTO MARKUS	1:20.158	4.912	SUZUKI	CAMPOS DE JULIO/MT	NORTON PREPARAÇÕES
5	12	EMERSON PERONDI	1:20.831	5.585	YAMAHA	CLÁUDIA/MT	
6	20	EDUARDO	1:21.897	6.651	YAMAHA	VILHENA/RO	
7	21	JEAN RICARDO BACH	1:23.202	7.956	YAMAHA	CAMPO NOVO DO PAREC	ARILDO MOTOS/EMPIMAQ
8	47	EDMAR LOYOLA	1:23.457	8.211	KAWASAKI	SORRISO/MT	NIKINHA TUR/CHICÃO MOTOS/MOTO CLUB DE SORRISO
9	122	MARCELO PERONDI	1:23.697	8.451	YAMAHA	VILHENA/RO	COYOTS MOTOS
10	411	RODRIGO NATAN	1:24.681	9.435	SUZUKI	SORRISO/MT	FAZENDO SONHO ESPERADO
11	440	ADALBERTO MACHADO	1:24.786	9.540	KAWASAKI	VILHENA	
12	64	MANOBRINHA	1:24.969	9.723	YAMAHA	ESPIGÃO DO OESTE/RO	GIRO AUTO PEÇAS/WCAR/CONSTRUMAT
13	171	PETERSON PFEIFER	1:25.262	10.016	KAWASAKI	SORRISO/MT	PEDRÃO MOTOS/NIKINHO TOUR
14	11	ROGÉRIO ORNAGHI	1:25.829	10.583	HONDA	SINOP/MT	RODO.MOLASOUTOPEÇAS/RODOVITTER TRANSPORTE
15	22	CARLOS ALBERTO	1:25.867	10.621	KTM	CAMPOS DE JULIO/MT	NORTON PREPARAÇÕES
16	94	MARCOS HENRIQUE	1:25.900	10.654	HONDA	SORRISO/MT	MASTERFILMS
17	97	WILSON JUNIOR	1:25.970	10.724	KAWASAKI	SORRISO/MT	RJZ MX SPORT/RODRIGUES TRANSPORTES
18	544	DOUGLAS GERLACH	1:28.229	12.983	HONDA	BRIANORTE/MT	FAZENDA CASTELO
19	133	MURILO	1:29.553	14.307	YAMAHA	VILHENA/RO	
20	83	ADRIANO LUIZ REMOR	1:29.733	14.487	KAWASAKI	NOVA MUTUM/MT	SAO JOSE MAQUINAS
21	23	CEZAR	1:30.901	15.655	KAWASAKI	TANGARÁ DA SERRA/MT	

Cronometragem: MARCOS A. MANCINI - Diretor de Prova: JOCEMIR ZAMBONI

Orbits

www.mancini.esp.br



www.mylaps.com

Licenciado para: MANCINI CRONOMETRAGEM

Impresso: 05/05/2019 11:08:05

MX LEMAMT - 1a ETAPA - PORTO DOS GAÚCHOS

MX1

PISTA MUNICIPAL 0,950 Km

CORRIDA

05/05/2019 12:20

Corrida iniciado em 17:01:12

Lap	Lap Tm	Diff	Time of Day	Lap	Lap Tm	Diff	Time of Day	Lap	Lap Tm	Diff	Time of Day
(2) MARCOS ALEXANDRE				(11) JONAS NETO				13			
1	1:14.282	+1.452	17:02:42.825	14	1:16.378	+1.671	17:19:18.076	13	1:26.616	+6.661	17:20:23.395
2	1:13.584	+0.754	17:03:56.409	15	1:15.619	+0.912	17:20:33.695				
3	1:12.830		17:05:09.239	(11) JONAS NETO							
4	1:13.512	+0.682	17:06:22.751	1	1:20.105	+5.410	17:02:50.915				
5	1:13.645	+0.815	17:07:36.396	2	1:16.297	+1.602	17:04:07.212				
6	1:14.340	+1.510	17:08:50.736	3	1:14.695		17:05:21.907				
7	1:15.171	+2.341	17:10:05.907	4	1:15.275	+0.580	17:06:37.182				
8	1:15.491	+2.661	17:11:21.398	5	1:15.528	+0.833	17:07:52.710				
9	1:14.706	+1.876	17:12:36.104	6	1:16.922	+2.227	17:09:09.632				
10	1:14.370	+1.540	17:13:50.474	7	1:16.142	+1.447	17:10:25.774				
11	1:14.636	+1.806	17:15:05.110	8	1:17.934	+3.239	17:11:43.708				
12	1:14.260	+1.430	17:16:19.370	9	1:16.086	+1.391	17:12:59.794				
13	1:15.120	+2.290	17:17:34.490	10	1:15.668	+0.973	17:14:15.462				
14	1:15.500	+2.670	17:18:49.990	11	1:14.908	+0.213	17:15:30.370				
15	1:19.949	+7.119	17:20:09.939	12	1:16.276	+1.581	17:16:46.646				
(333) ANDRE SOCIO				13	1:15.870	+1.175	17:18:02.516				
1	1:20.180	+6.123	17:02:51.814	14	1:16.509	+1.814	17:19:19.025				
2	1:17.777	+3.720	17:04:09.591	15	1:16.088	+1.393	17:20:35.113				
3	1:15.572	+1.515	17:05:25.163	(722) MATHEUS CORDEIRO							
4	1:14.356	+0.299	17:06:39.519	1	1:20.074	+5.792	17:02:54.576				
5	1:14.263	+0.206	17:07:53.782	2	1:17.583	+3.301	17:04:12.159				
6	1:16.596	+2.539	17:09:10.378	3	1:16.654	+2.372	17:05:28.813				
7	1:15.945	+1.888	17:10:26.323	4	1:15.173	+0.891	17:06:43.986				
8	1:16.119	+2.062	17:11:42.442	5	1:14.649	+0.367	17:07:58.635				
9	1:16.284	+2.227	17:12:58.726	6	1:15.026	+0.744	17:09:13.661				
10	1:14.383	+0.326	17:14:13.109	7	1:15.665	+1.383	17:10:29.326				
11	1:14.103	+0.046	17:15:27.212	8	1:15.884	+1.602	17:11:45.210				
12	1:14.057		17:16:41.269	9	1:15.711	+1.429	17:13:00.921				
13	1:15.720	+1.663	17:17:56.989	10	1:16.110	+1.828	17:14:17.031				
14	1:14.464	+0.407	17:19:11.453	11	1:14.282		17:15:31.313				
15	1:14.161	+0.104	17:20:25.614	12	1:16.557	+2.275	17:16:47.870				
(187) JACSON CARDOSO				13	1:19.977	+5.695	17:18:07.847				
1	1:17.758	+4.041	17:02:46.545	14	1:22.347	+8.065	17:19:30.194				
2	1:16.024	+2.307	17:04:02.569	15	1:22.789	+8.507	17:20:52.983				
3	1:15.652	+1.935	17:05:18.221	(81) VANDERLE DE SOUZA							
4	1:15.811	+2.094	17:06:34.032	1	1:19.969	+2.291	17:02:50.289				
5	1:15.973	+2.256	17:07:50.005	2	1:18.416	+0.738	17:04:08.705				
6	1:15.464	+1.747	17:09:05.469	3	1:19.073	+1.395	17:05:27.778				
7	1:16.217	+2.500	17:10:21.686	4	1:19.558	+1.880	17:06:47.336				
8	1:15.153	+1.436	17:11:36.839	5	1:19.955	+2.277	17:08:07.291				
9	1:15.145	+1.428	17:12:51.984	6	1:20.583	+2.905	17:09:27.874				
10	1:15.236	+1.519	17:14:07.220	7	1:20.407	+2.729	17:10:48.281				
11	1:15.220	+1.503	17:15:22.440	8	1:18.513	+0.835	17:12:06.794				
12	1:16.897	+3.180	17:16:39.337	9	1:19.406	+1.728	17:13:26.200				
13	1:18.219	+4.502	17:17:57.556	10	1:17.678		17:14:43.878				
14	1:15.080	+1.363	17:19:12.636	11	1:19.743	+2.065	17:16:03.621				
15	1:13.717		17:20:26.353	12	1:19.521	+1.843	17:17:23.142				
(69) ROMARIO DA ROSA				13	1:20.008	+2.330	17:18:43.150				
1	1:16.313	+1.606	17:02:44.351	14	1:29.947	+12.269	17:20:13.097				
2	1:14.707		17:03:59.058	(46) LUIZ CEZAR							
3	1:15.294	+0.587	17:05:14.352	1	1:23.758	+3.803	17:02:53.720				
4	1:22.218	+7.511	17:06:36.570	2	1:19.955		17:04:13.675				
5	1:15.474	+0.767	17:07:52.044	3	1:20.069	+0.114	17:05:33.744				
6	1:16.633	+1.926	17:09:08.677	4	1:20.085	+0.130	17:06:53.829				
7	1:15.738	+1.031	17:10:24.415	5	1:25.358	+5.403	17:08:19.187				
8	1:16.352	+1.645	17:11:40.767	6	1:25.950	+5.995	17:09:45.137				
9	1:16.556	+1.849	17:12:57.323	7	1:25.615	+5.660	17:11:10.752				
10	1:16.818	+2.111	17:14:14.141	8	1:29.930	+9.975	17:12:40.682				
11	1:15.408	+0.701	17:15:29.549	9	1:28.411	+8.456	17:14:09.093				
12	1:16.507	+1.800	17:16:46.056	10	1:34.907	+14.952	17:15:44.000				
13	1:15.642	+0.935	17:18:01.698	11	1:41.199	+21.244	17:17:25.199				
				12	1:31.580	+11.625	17:18:56.779				



MX LEMAMT - 1a ETAPA - PORTO DOS GAÚCHOS

Classificado por voltas

MX1

PISTA MUNICIPAL 0,950 Km

CORRIDA

05/05/2019 12:20

Corrida iniciado em 17:01:12

Pos	No.	Piloto	Cat	Voltas	Diff	M.Volta	Cidade	Equipe
1	2	MARCOS ALEXANDRE	MX1 (IMP)	15		1:12.830	SINOP/MT	PADOCK MOTOS KAWASAKI/MOTOCULUBE SINOP/POSTOS BEN
2	333	ANDRE SOCIO	MX1 (IMP)	15	15.675	1:14.057	ALTA FLORESTA/MT	FROTA GRÁFICOS
3	187	JACSON CARDOSO	MX1 (IMP)	15	16.414	1:13.717	VILHENA/RO	NORTON PREPARAÇÕES/LDG GRAFICOS
4	69	ROMARIO DA ROSA	MX1 (IMP)	15	23.756	1:14.707	JUARA/MT	AUTO ESCOLA TAPURAH/PORTO DE AREIA DELARICA/ACADEI
5	11	JONAS NETO	MX1 (IMP)	15	25.174	1:14.695	SINOP/MT	MR MOTOS/JNN TEIXEIRA
6	722	MATHEUS CORDEIRO	MX1 (IMP)	15	43.044	1:14.282	SINOP/MT	TROPICAL PNEUS
7	81	VANDERLE DE SOUZA	MX1 (IMP)	14	1 Volta	1:17.678	COLIDER/MT	
8	46	LUIZ CEZAR	MX1 (IMP)	13	2 Voltas	1:19.955	TANGARÁ DA SERRA/MT	

Margin of Victory

Avg. Speed

Best Lap Tm

Best Speed

Best Lap by

15.675

45,112

1:12.830

46,959

2 - MARCOS ALEXANDRE

Cronometragem: MARCOS A. MANCINI - Diretor de Prova: JOCEMIR ZAMBONI

Orbits

www.mancini.esp.br



www.mylaps.com

enciado para: MANCINI CRONOMETRAGEM

Impresso: 05/05/2019 17:21:46

MX LEMAMT - 1a ETAPA - PORTO DOS GAÚCHOS


MX1

PISTA MUNICIPAL 0,950 Km

TREINO CRONOMETRADO

05/05/2019 09:20

Qualificação iniciado em 12:21:21



Lap	Lap Tm	Diff	Time of Day	Lap	Lap Tm	Diff	Time of Day	Lap	Lap Tm	Diff	Time of Day
(2) MARCOS ALEXANDRE											
1	1:14.863	+4.594	12:24:24.188								
2	1:10.280	+0.011	12:25:34.468								
3	1:13.032	+2.763	12:26:47.500								
4	1:10.269		12:27:57.769								
5	1:16.012	+5.743	12:29:13.781								
6	1:10.352	+0.083	12:30:24.133								
7	1:13.689	+3.420	12:31:37.822								
8	1:22.144	+11.875	12:32:59.966								
(187) JACSON CARDOSO											
1	1:37.860	+25.746	12:25:03.963								
2	1:16.822	+4.708	12:26:20.785								
3	2:04.844	+52.730	12:28:25.629								
4	1:14.701	+2.587	12:29:40.330								
5	1:12.114		12:30:52.444								
(11) JONAS NETO											
1	1:14.411	+1.591	12:24:49.282								
2	1:13.663	+0.843	12:26:02.945								
3	1:12.820		12:27:15.765								
4	1:50.142	+37.322	12:29:05.907								
5	1:13.104	+0.284	12:30:19.011								
6	1:59.451	+46.631	12:32:18.462								
7	1:13.228	+0.408	12:33:31.690								
(69) ROMARIO DA ROSA											
1	1:15.724	+2.211	12:23:47.526								
2	1:14.172	+0.659	12:25:01.698								
3	1:15.787	+2.274	12:26:17.485								
4	1:13.513		12:27:30.998								
5	1:13.546	+0.033	12:28:44.544								
6	1:13.650	+0.137	12:29:58.194								
7	1:56.087	+42.574	12:31:54.281								
8	1:13.670	+0.157	12:33:07.951								
(333) ANDRE SOCIO											
1	1:15.354	+1.719	12:24:30.200								
2	1:15.006	+1.371	12:25:45.206								
3	1:14.248	+0.613	12:26:59.454								
4	1:13.635		12:28:13.089								
5	1:14.752	+1.117	12:29:27.841								
6	1:14.826	+1.191	12:30:42.667								
7	1:15.755	+2.120	12:31:58.422								
8	1:14.047	+0.412	12:33:12.469								
(722) MATHEUS CORDEIRO											
1	1:19.686	+4.767	12:24:02.006								
2	1:37.482	+22.563	12:25:39.488								
3	1:16.333	+1.414	12:26:55.821								
4	1:14.919		12:28:10.740								
5	1:15.717	+0.798	12:29:26.457								
6	1:15.153	+0.234	12:30:41.610								



MX LEMAMT - 1ª ETAPA - PORTO DOS GAÚCHOS

Classificado pela melhor volta

MX1

PISTA MUNICIPAL 0,950 Km

TREINO CRONOMETRADO

05/05/2019 09:20

Qualificação iniciado em 12:21:21

Pos	No.	Nome	Melhor Volta	Diff	Moto	Cidade	Equipe
1	2	MARCOS ALEXANDRE	1:10.269		KAWASAKI	SINOP/MT	PADOCK MOTOS KAWASAKI/MOTOCULUBE SINOP/POSTOS BEM BRASIL/PRIM
2	187	JACSON CARDOSO	1:12.114	1.845	YAMAHA	VILHENA/RO	NORTON PREPARAÇÕES/LDG GRAFICOS
3	11	JONAS NETO	1:12.820	2.551	KAWASAKI	SINOP/MT	MR MOTOS/JNN TEIXEIRA
4	69	ROMARIO DA ROSA	1:13.513	3.244	HUSQVARNA	JUARA/MT	AUTO ESCOLA TAPURAH/PORTO DE AREIA DELARICA/ACADEMIA CENTRAL
5	333	ANDRE SOCIO	1:13.635	3.366	KAWASAKI	ALTA FLORESTA/MT	FROTA GRÁFICOS
6	722	MATHEUS CORDEIRO	1:14.919	4.650	KAWASAKI	SINOP/MT	TROPICAL PNEUS

MX LEMAMT - 1a ETAPA - PORTO DOS GAÚCHOS

MX3

PISTA MUNICIPAL 0,950 Km

CORRIDA

05/05/2019 15:00

Corrida iniciado em 14:06:30

Lap	Lap Tm	Diff	Time of Day	Lap	Lap Tm	Diff	Time of Day	Lap	Lap Tm	Diff	Time of Day
(171) PETERSON PFEIFER				(76) NERI CASTRO				(57) GIOVANI DE SOUZA			
1	1:20.793		14:08:06.840	1	1:30.706	+3.252	14:08:20.951	3	1:32.781	+2.377	14:11:32.314
2	1:20.801	+0.008	14:09:27.641	2	1:28.733	+1.279	14:09:49.684	4	1:30.497	+0.093	14:13:02.811
3	1:20.868	+0.075	14:10:48.509	3	1:27.654	+0.200	14:11:17.338	5	1:34.341	+3.937	14:14:37.152
4	1:23.810	+3.017	14:12:12.319	4	1:29.194	+1.740	14:12:46.532	6	1:30.766	+0.362	14:16:07.918
5	1:22.826	+2.033	14:13:35.145	5	1:27.454		14:14:13.986	7	1:36.465	+6.061	14:17:44.383
6	1:24.127	+3.334	14:14:59.272	6	1:30.398	+2.944	14:15:44.384	8	1:37.224	+6.820	14:19:21.607
7	1:25.911	+5.118	14:16:25.183	7	1:28.238	+0.784	14:17:12.622	9	1:36.181	+5.777	14:20:57.788
8	1:23.634	+2.841	14:17:48.817	8	1:29.179	+1.725	14:18:41.801	10	1:38.584	+8.180	14:22:36.372
9	1:25.665	+4.872	14:19:14.482	9	1:28.861	+1.407	14:20:10.662	(76) GIOVANI DE SOUZA			
10	1:25.417	+4.624	14:20:39.899	10	1:29.554	+2.100	14:21:40.216	1	1:28.842	+3.941	14:08:32.627
11	1:25.828	+5.035	14:22:05.727	11	1:29.675	+2.221	14:23:09.891	2	1:47.220	+22.319	14:10:19.847
(29) JULIANO RODRIGUES				(7) VALDOMIRO POLIDO				(251) ANDERSON DUTRA			
1	1:22.524		14:08:09.892	1	1:27.574	+0.036	14:08:17.634	3	1:26.974	+2.073	14:11:46.821
2	1:22.804	+0.280	14:09:32.696	2	1:37.028	+9.490	14:09:54.662	4	2:11.966	+47.065	14:13:58.787
3	1:31.229	+8.705	14:11:03.925	3	1:28.941	+1.403	14:11:23.603	5	1:26.067	+1.166	14:15:24.854
4	1:25.890	+3.366	14:12:29.815	4	1:30.205	+2.667	14:12:53.808	6	1:28.460	+3.559	14:16:53.314
5	1:25.772	+3.248	14:13:55.587	5	1:28.582	+1.044	14:14:22.390	7	1:25.077	+0.176	14:18:18.391
6	1:23.263	+0.739	14:15:18.850	6	1:31.471	+3.933	14:15:53.861	8	1:24.901		14:19:43.292
7	1:25.270	+2.746	14:16:44.120	7	1:30.990	+3.452	14:17:24.851	9	1:27.874	+2.973	14:21:11.166
8	1:23.264	+0.740	14:18:07.384	8	1:28.235	+0.697	14:18:53.086	10	1:26.059	+1.158	14:22:37.225
9	1:22.886	+0.362	14:19:30.270	9	1:28.467	+0.929	14:20:21.553	(251) ANDERSON DUTRA			
10	1:25.286	+2.762	14:20:55.556	10	1:27.538		14:21:49.091	1	1:37.981	+6.581	14:08:36.640
11	1:31.513	+8.989	14:22:27.069	11	1:30.803	+3.265	14:23:19.894	2	1:36.020	+4.620	14:10:12.660
(22) JOSE VAGNER				(18) CÉSAR MOREIRA				(39) NEREU CAMPOS			
1	1:34.336	+11.365	14:08:23.602	1	1:39.629	+12.889	14:08:32.262	3	1:32.691	+1.291	14:11:45.351
2	1:26.679	+3.708	14:09:50.281	2	1:28.471	+1.731	14:10:00.733	4	1:31.954	+0.554	14:13:17.305
3	1:27.508	+4.537	14:11:17.789	3	1:29.588	+2.848	14:11:30.321	5	1:36.724	+5.324	14:14:54.029
4	1:22.971		14:12:40.760	4	1:28.136	+1.396	14:12:58.457	6	1:35.670	+4.270	14:16:29.699
5	1:22.999	+0.028	14:14:03.759	5	1:26.922	+0.182	14:14:25.379	7	1:33.683	+2.283	14:18:03.382
6	1:23.657	+0.686	14:15:27.416	6	1:26.740		14:15:52.119	8	1:34.031	+2.631	14:19:37.413
7	1:24.120	+1.149	14:16:51.536	7	1:41.199	+14.459	14:17:33.318	9	1:35.755	+4.355	14:21:13.168
8	1:24.227	+1.256	14:18:15.763	8	1:26.853	+0.113	14:19:00.171	10	1:31.400		14:22:44.568
9	1:26.250	+3.279	14:19:42.013	9	1:28.326	+1.586	14:20:28.497	(39) NEREU CAMPOS			
10	1:25.382	+2.411	14:21:07.395	10	1:26.909	+0.169	14:21:55.406	1	1:36.696	+3.416	14:08:28.956
11	1:24.168	+1.197	14:22:31.563	11	1:26.820	+0.080	14:23:22.226	2	1:38.725	+5.445	14:10:07.681
(41) EDUARDO OLIVEIRA				(574) ITAMAR LISBOA				(25) SILVANO PEREIRA			
1	1:49.446	+27.751	14:08:37.939	1	1:31.267	+1.416	14:08:23.036	3	1:34.438	+1.158	14:11:42.119
2	1:23.722	+2.027	14:10:01.661	2	1:32.803	+2.952	14:09:55.839	4	1:33.615	+0.335	14:13:15.734
3	1:25.252	+3.557	14:11:26.913	3	1:30.829	+0.978	14:11:26.668	5	1:33.723	+0.443	14:14:49.457
4	1:23.994	+2.299	14:12:50.907	4	1:31.073	+1.222	14:12:57.741	6	1:37.941	+4.661	14:16:27.398
5	1:23.335	+1.640	14:14:14.242	5	1:30.725	+0.874	14:14:28.466	7	1:34.995	+1.715	14:18:02.393
6	1:21.715	+0.020	14:15:35.957	6	1:32.365	+2.514	14:16:00.831	8	1:49.604	+16.324	14:19:51.997
7	1:21.695		14:16:57.652	7	1:32.948	+3.097	14:17:33.779	9	1:41.722	+8.442	14:21:33.719
8	1:23.024	+1.329	14:18:20.676	8	1:34.865	+5.014	14:19:08.644	10	1:33.280		14:23:06.999
9	1:23.593	+1.898	14:19:44.269	9	1:29.851		14:20:38.495	(25) SILVANO PEREIRA			
10	1:24.016	+2.321	14:21:08.285	10	1:33.690	+3.839	14:22:12.185	1	2:01.487	+37.265	14:08:50.945
11	1:32.736	+11.041	14:22:41.021	(11) BRAZ ANGELO				2	1:24.222		14:10:15.167
(991) LUIS CARLOS SCHMITT				(27) EDUARDO XAVIER				(11) BRAZ ANGELO			
1	1:28.353	+4.886	14:08:19.343	1	1:48.153	+22.158	14:08:39.415	3	1:27.414	+3.192	14:19:13.803
2	1:25.808	+2.341	14:09:45.151	2	1:34.057	+8.062	14:10:13.472	4	1:27.021	+2.799	14:20:40.824
3	1:25.162	+1.695	14:11:10.313	3	1:33.016	+7.021	14:11:46.488	5	1:27.324	+3.102	14:22:08.148
4	1:28.149	+4.682	14:12:38.462	4	1:31.660	+5.665	14:13:18.148	(11) BRAZ ANGELO			
5	1:24.644	+1.177	14:14:03.106	5	1:27.849	+1.854	14:14:45.997	1	1:37.311		14:08:31.970
6	1:23.467		14:15:26.573	6	1:25.995		14:16:11.992	2	1:40.391	+3.080	14:10:12.361
7	1:23.794	+0.327	14:16:50.367	7	1:27.743	+1.748	14:17:39.735	3	2:02.777	+25.466	14:12:15.138
8	1:34.331	+10.864	14:18:24.698	8	1:29.952	+3.957	14:19:09.687	4	1:47.284	+9.973	14:14:02.422
9	1:27.473	+4.006	14:19:52.171	9	1:29.824	+3.829	14:20:39.511	5	1:46.475	+9.164	14:15:48.897
10	1:25.199	+1.732	14:21:17.370	10	1:44.173	+18.178	14:22:23.684	6	1:46.953	+9.642	14:17:35.850
11	1:28.506	+5.039	14:22:45.876	(27) EDUARDO XAVIER				7	1:50.285	+12.974	14:19:26.135
				1	1:36.634	+6.230	14:08:29.129	8	1:49.816	+12.505	14:21:15.951
				2	1:30.404		14:09:59.533	9	1:46.758	+9.447	14:23:02.709

Cronometragem: MARCOS A. MANCINI - Diretor de Prova: JOCEMIR ZAMBONI

Orbits

www.mancini.esp.br



www.mylaps.com

Licenciado para: MANCINI CRONOMETRAGEM

MX LEMAMT - 1a ETAPA - PORTO DOS GAÚCHOS


MX3

PISTA MUNICIPAL 0,950 Km

CORRIDA

05/05/2019 15:00

Corrida iniciado em 14:06:30



Lap	Lap Tm	Diff	Time of Day	Lap	Lap Tm	Diff	Time of Day	Lap	Lap Tm	Diff	Time of Day
(46) SANDRO CALIXTO											
1	1:47.847	+8.828	14:08:41.844								
2	2:00.502	+21.483	14:10:42.346								
3	1:54.609	+15.590	14:12:36.955								
4	1:48.183	+9.164	14:14:25.138								
5	1:45.875	+6.856	14:16:11.013								
6	1:46.564	+7.545	14:17:57.577								
7	1:43.713	+4.694	14:19:41.290								
8	1:46.100	+7.081	14:21:27.390								
9	1:39.019		14:23:06.409								
(4) CLEBER											
1	2:08.247	+14.933	14:09:01.730								
2	1:53.314		14:10:55.044								
3	2:07.252	+13.938	14:13:02.296								
4	6:28.273	+4:34.959	14:19:30.569								
5	2:08.957	+15.643	14:21:39.526								
(110) ROGÉRIO ORNAGHI											
1	2:19.392	+58.061	14:09:07.716								
2	1:21.331		14:10:29.047								



MX LEMAMT - 1a ETAPA - PORTO DOS GAÚCHOS

Classificado por voltas

MX3

PISTA MUNICIPAL 0,950 Km

CORRIDA

05/05/2019 15:00

Corrida iniciado em 14:06:30

Pos	No.	Piloto	Cat	Voltas	Diff	M.Volta	Cidade	Equipe
1	171	PETERSON PFEIFER	MX3	11		1:20.793	SORRISO/MT	PEDRÃO MOTOS/NIKINHO TOUR
2	29	JULIANO RODRIGUES	MX3	11	21.342	1:22.524	NOVA MUTUM/MT	SABRINA REIS/VAL REIS
3	22	JOSE VAGNER	MX3	11	25.836	1:22.971	CAMPO NOVO DO PARECI	TORNEARIA COMPO NOVO/ARILDO MOTOS
4	41	EDUARDO OLIVEIRA	MX3	11	35.294	1:21.695	JUARA/MT	SANTA CRUZ RENTAL
5	991	LUIS CARLOS SCHMITT	MX3	11	40.149	1:23.467	PORTO DOS GAÚCHOS/M	LS AGRO SERVIÇOS
6	76	NERI CASTRO	MX3	11	1:04.164	1:27.454	SORRISO/MT	NR MOTOS
7	7	VALDOMIRO POLIDO	MX3	11	1:14.167	1:27.538	SAPEZAL/MT	GORDEIRA SEVEN
8	18	CÉSAR MOREIRA	MX3	11	1:16.499	1:26.740	SORRISO/MT	CENTRO OESTE METALÚRGICA/VÔ MIGUEL/CHICÃO RACE
9	574	ITAMAR LISBOA	MX3/MX4	10	1 Volta	1:29.851	VILHENA/RO	TIO ITA TRANSPORTES
10	11	BRAZ ANGELO	MX3	10	1 Volta	1:25.995	JUARA/MT	BRANORTE TRATORES
11	27	EDUARDO XAVIER	MX3/MX4	10	1 Volta	1:30.404	PORTO DOS GAÚCHOS/M	SOYAGRO
12	57	GIOVANI DE SOUZA	MX3	10	1 Volta	1:24.901	SORRISO/MT	ILUMINAR MATERIAIS ELÉTRICOS
13	251	ANDERSON DUTRA	MX3	10	1 Volta	1:31.400	SORRISO/MT	SERRADÃO AGRÍCOLA
14	39	NEREU CAMPOS	MX3/MX4	10	1 Volta	1:33.280	SORRISO/MT	NIKINHO TUR/PEDRÃO MOTOS E TENDAS/MOTO CLUBE SORI
15	25	SILVANO PEREIRA	MX3	9	2 Voltas	1:24.222	NOVA MUTUM/MT	SÃO JOSÉ MAQUINAS
16	15	JUCA BALA	MX3	9	2 Voltas	1:37.311	CLÁUDIA/MT	
17	46	SANDRO CALIXTO	MX3/MX4	9	2 Voltas	1:39.019	NOVA MUTUM/MT	POSTO BEM BRASIL
18	4	CLEBER	MX3/MX4	5	6 Voltas	1:53.314	NOVA MUTUM/MT	
19	110	ROGÉRIO ORNAGHI	MX3	2	9 Voltas	1:21.331	SINOP/MT	RODOMOLAS AUTO PECAS/RODOVITTER TRANSPORTE

Margin of Victory

Avg. Speed

Best Lap Tm

Best Speed

Best Lap by

21.342

40,220

1:20.793

42,330

171 - PETERSON PFEIFER

Cronometragem: MARCOS A. MANCINI - Diretor de Prova: JOCEMIR ZAMBONI

Orbits

www.mancini.esp.br



www.mylaps.com

enciado para: MANCINI CRONOMETRAGEM

Impresso: 05/05/2019 14:23:46

MX LEMAMT - 1a ETAPA - PORTO DOS GAÚCHOS

MX3

PISTA MUNICIPAL 0,950 Km

TREINO CRONOMETRADO

05/05/2019 10:00

Qualificação iniciado em 10:16:32

Lap	Lap Tm	Diff	Time of Day
(41) EDUARDO OLIVEIRA			
1	1:39.435	+12.571	10:19:07.709
2	1:36.379	+9.515	10:20:44.088
3	1:29.551	+2.687	10:22:13.639
4	1:28.018	+1.154	10:23:41.657
5	1:28.967	+2.103	10:25:10.624
6	1:28.408	+1.544	10:26:39.032
7	1:26.864		10:28:05.896
(171) PETERSON PFEIFER			
1	1:47.693	+19.172	10:18:49.794
2	1:34.153	+5.632	10:20:23.947
3	1:31.142	+2.621	10:21:55.089
4	1:40.987	+12.466	10:23:36.076
5	1:32.256	+3.735	10:25:08.332
6	1:28.521		10:26:36.853
(110) ROGÉRIO ORNAGHI			
1	1:52.152	+22.539	10:19:16.806
2	1:34.250	+4.637	10:20:51.056
3	1:32.633	+3.020	10:22:23.689
4	1:29.613		10:23:53.302
5	1:39.671	+10.058	10:25:32.973
(29) JULIANO RODRIGUES			
1	1:38.754	+8.269	10:18:51.948
2	1:35.859	+5.374	10:20:27.807
3	1:35.797	+5.312	10:22:03.604
4	1:33.939	+3.454	10:23:37.543
5	2:18.832	+48.347	10:25:56.375
6	1:30.485		10:27:26.860
(11) BRAZ ANGELO			
1	1:31.265		10:18:27.575
2	1:47.991	+16.726	10:20:15.566
3	2:03.599	+32.334	10:22:19.165
4	1:32.146	+0.881	10:23:51.311
5	1:53.282	+22.017	10:25:44.593
6	1:41.379	+10.114	10:27:25.972
(18) CÉSAR MOREIRA			
1	2:49.768	+1:15.931	10:20:33.208
2	1:38.425	+4.588	10:22:11.633
3	1:38.845	+5.008	10:23:50.478
4	2:29.182	+55.345	10:26:19.660
5	1:33.837		10:27:53.497
(22) JOSE VAGNER			
1	1:38.731	+4.062	10:19:09.718
2	1:36.738	+2.069	10:20:46.456
3	1:38.129	+3.460	10:22:24.585
4	1:34.669		10:23:59.254
5	1:37.445	+2.776	10:25:36.699
6	1:52.385	+17.716	10:27:29.084
(76) NERI CASTRO			
1	1:44.340	+9.467	10:19:57.385
2	1:41.904	+7.031	10:21:39.289
3	1:37.242	+2.369	10:23:16.531
4	1:37.915	+3.042	10:24:54.446
5	1:34.873		10:26:29.319
6	1:35.205	+0.332	10:28:04.524
(25) SILVANO PEREIRA			
1	2:03.511	+27.973	10:21:10.855

Lap	Lap Tm	Diff	Time of Day
2	1:35.538		10:22:46.393
3	1:35.719	+0.181	10:24:22.112
4	1:35.798	+0.260	10:25:57.910
5	1:47.588	+12.050	10:27:45.498
(7) VALDOMIRO POLIDO			
1	1:53.473	+17.128	10:19:20.771
2	1:45.650	+9.305	10:21:06.421
3	1:36.345		10:22:42.766
4	1:38.568	+2.223	10:24:21.334
(991) LUIS CARLOS SCHMITT			
1	1:40.746	+3.656	10:19:17.806
2	1:39.818	+2.728	10:20:57.624
3	1:37.090		10:22:34.714
(574) ITAMAR LISBOA			
1	2:00.183	+20.095	10:20:00.908
2	1:43.387	+3.299	10:21:44.295
3	1:40.088		10:23:24.383
4	1:40.154	+0.066	10:25:04.537
5	1:41.072	+0.984	10:26:45.609
(57) GIOVANI DE SOUZA			
1	1:42.500		10:19:30.311
2	2:10.030	+27.530	10:21:40.341
3	1:45.232	+2.732	10:23:25.573
4	1:52.363	+9.863	10:25:17.936
(251) ANDERSON DUTRA			
1	1:56.438	+12.160	10:19:59.174
2	1:53.609	+9.331	10:21:52.783
3	1:47.244	+2.966	10:23:40.027
4	2:00.162	+15.884	10:25:40.189
5	1:44.278		10:27:24.467
(15) JUCA BALA			
1	1:59.367	+13.355	10:19:54.592
2	1:53.280	+7.268	10:21:47.872
3	1:46.012		10:23:33.884
4	1:46.714	+0.702	10:25:20.598
(27) EDUARDO XAVIER			
1	1:57.164	+9.906	10:19:32.242
2	1:51.238	+3.980	10:21:23.480
3	1:47.258		10:23:10.738
4	1:49.582	+2.324	10:25:00.320
(39) NEREU CAMPOS			
1	1:47.459		10:18:55.934
2	1:52.595	+5.136	10:20:48.529
(46) SANDRO CALIXTO			
1	2:10.456	+14.999	10:22:33.452
2	1:55.457		10:24:28.909



MX LEMAMT - 1a ETAPA - PORTO DOS GAÚCHOS

Classificado pela melhor volta

MX3

PISTA MUNICIPAL 0,950 Km

TREINO CRONOMETRADO

05/05/2019 10:00

Qualificação iniciado em 10:16:32

Pos	No.	Nome	Melhor Volta	Diff	Moto	Cidade	Equipe
1	41	EDUARDO OLIVEIRA	1:26.864		KAWASAKI	JUARA/MT	SANTA CRUZ RENTAL
2	171	PETERSON PFEIFER	1:28.521	1.657	KAWASAKI	SORRISO/MT	PEDRÃO MOTOS/NIKINHO TOUR
3	110	ROGÉRIO ORNAGHI	1:29.613	2.749	HONDA	SINOP/MT	RODOMOLAS AUTO PECAS/RODOVITTER TRANSPORTE
4	29	JULIANO RODRIGUES	1:30.485	3.621	HONDA	NOVA MUTUM/MT	SABRINA REIS/VAL REIS
5	11	BRAZ ANGELO	1:31.265	4.401	HONDA	JUARA/MT	BRANORTE TRATORES
6	18	CÉSAR MOREIRA	1:33.837	6.973	YAMAHA	SORRISO/MT	CENTRO OESTE METALÚRGICA/VÔ MIGUEL/CHICÃO RACE
7	22	JOSE VAGNER	1:34.669	7.805	KTM	CAMPO NOVO DO PAREC	TORNEARIA COMPO NOVO/ARILDO MOTOS
8	76	NERI CASTRO	1:34.873	8.009	KTM	SORRISO/MT	NR MOTOS
9	25	SILVANO PEREIRA	1:35.538	8.674	HONDA	NOVA MUTUM/MT	SÃO JOSÉ MAQUINAS
10	7	VALDOMIRO POLIDO	1:36.345	9.481	HONDA	SAPEZAL/MT	GORDEIRA SEVEN
11	991	LUIS CARLOS SCHMITT	1:37.090	10.226	KAWASAKI	PORTO DOS GAÚCHOS/M	LS AGRO SERVIÇOS
12	574	ITAMAR LISBOA	1:40.088	13.224	HONDA	VILHENA/RO	TIO ITA TRANSPORTES
13	57	GIOVANI DE SOUZA	1:42.500	15.636	YAMAHA	SORRISO/MT	ILUMINAR MATERIAIS ELÉTRICOS
14	251	ANDERSON DUTRA	1:44.278	17.414	KTM	SORRISO/MT	SERRADÃO AGRÍCOLA
15	15	JUCA BALA	1:46.012	19.148	KTM	CLÁUDIA/MT	
16	27	EDUARDO XAVIER	1:47.258	20.394	YAMAHA	PORTO DOS GAÚCHOS/M	SOYAGRO
17	39	NEREU CAMPOS	1:47.459	20.595	KAWASAKI	SORRISO/MT	NIKINHO TUR/PEDRÃO MOTOS E TENDAS/MOTO CLUBE SORRISO
18	46	SANDRO CALIXTO	1:55.457	28.593	YAMAHA	NOVA MUTUM/MT	POSTO BEM BRASIL
19	4	CLEBER			KAWASAKI	NOVA MUTUM/MT	

MX LEMAMT - 1a ETAPA - PORTO DOS GAÚCHOS

NOVATOS (NAC)

PISTA MUNICIPAL 0,950 Km

CORRIDA

05/05/2019 15:20

Corrida iniciado em 14:28:34

Lap	Lap Tm	Diff	Time of Day	Lap	Lap Tm	Diff	Time of Day	Lap	Lap Tm	Diff	Time of Day
(15) MATEUS VIEIRA				(31) ALISON DANTAS				(707) DOUGLAS AZILIEIRO			
1	1:24.233	+7.407	14:30:18.135	5	1:24.594	+1.888	14:35:54.135	1	1:30.449	+1.012	14:30:26.462
2	1:18.156	+1.330	14:31:36.291	6	1:28.153	+5.447	14:37:22.288	2	1:31.417	+1.980	14:31:57.879
3	1:19.607	+2.781	14:32:55.898	7	1:23.141	+0.435	14:38:45.429	3	1:29.437		14:33:27.316
4	1:25.742	+8.916	14:34:21.640	8	1:23.004	+0.298	14:40:08.433	4	1:30.282	+0.845	14:34:57.598
5	1:18.779	+1.953	14:35:40.419	9	1:24.782	+2.076	14:41:33.215	5	1:30.660	+1.223	14:36:28.258
6	1:16.826		14:36:57.245	10	1:32.829	+10.123	14:43:06.044	6	1:30.464	+1.027	14:37:58.722
7	1:22.013	+5.187	14:38:19.258	(177) FABIANO MILANI				7	1:32.603	+3.166	14:39:31.325
8	1:20.240	+3.414	14:39:39.498	1	1:28.800	+4.657	14:30:25.597	8	1:33.987	+4.550	14:41:05.312
9	1:19.517	+2.691	14:40:59.015	2	1:25.279	+1.136	14:31:50.876	9	1:31.589	+2.152	14:42:36.901
10	1:21.944	+5.118	14:42:20.959	3	1:25.312	+1.169	14:33:16.188	(253) ADEMIR MARQUETI			
(17) EDGAR FONTANA				4	1:26.469	+2.326	14:34:42.657	1	1:37.407	+7.054	14:30:35.478
1	1:20.562	+0.454	14:30:12.309	5	1:24.143		14:36:06.800	2	1:30.353		14:32:05.831
2	1:20.482	+0.374	14:31:32.791	6	1:24.344	+0.201	14:37:31.144	3	1:34.135	+3.782	14:33:39.966
3	1:21.253	+1.145	14:32:54.044	7	1:24.310	+0.167	14:38:55.454	4	1:32.927	+2.574	14:35:12.893
4	1:20.858	+0.750	14:34:14.902	8	1:25.340	+1.197	14:40:20.794	5	1:32.484	+2.131	14:36:45.377
5	1:20.589	+0.481	14:35:35.491	9	1:24.718	+0.575	14:41:45.512	6	1:33.728	+3.375	14:38:19.105
6	1:20.108		14:36:55.599	10	1:30.847	+6.704	14:43:16.359	7	1:33.577	+3.224	14:39:52.682
7	1:23.280	+3.172	14:38:18.879	(77) ELDER				8	1:32.337	+1.984	14:41:25.019
8	1:21.581	+1.473	14:39:40.460	1	1:24.460	+0.001	14:30:19.848	9	1:32.672	+2.319	14:42:57.691
9	1:21.096	+0.988	14:41:01.556	2	1:24.459		14:31:44.307	(57) FELIPE FACCO			
10	1:34.215	+14.107	14:42:35.771	3	1:26.165	+1.706	14:33:10.472	1	1:44.187	+14.793	14:30:39.911
(592) LEONARDO SIMIONE				4	1:25.875	+1.416	14:34:36.347	2	1:55.093	+25.699	14:32:35.004
1	1:21.639	+1.581	14:30:14.347	5	1:26.033	+1.574	14:36:02.380	3	1:29.394		14:34:04.398
2	1:20.058		14:31:34.405	6	1:25.301	+0.842	14:37:27.681	4	1:33.243	+3.849	14:35:37.641
3	1:22.256	+2.198	14:32:56.661	7	1:26.189	+1.730	14:38:53.870	5	1:30.925	+1.531	14:37:08.566
4	1:22.982	+2.924	14:34:19.643	8	1:26.387	+1.928	14:40:20.257	6	1:30.104	+0.710	14:38:38.670
5	1:21.708	+1.650	14:35:41.351	9	1:31.193	+6.734	14:41:51.450	(33) MAGLON FERNANDO			
6	1:25.309	+5.251	14:37:06.660	10	1:38.267	+13.808	14:43:29.717	1	1:31.859	+3.924	14:30:28.993
7	1:25.419	+5.361	14:38:32.079	(77) DOUGLAS RAFAEL				2	1:27.935		14:31:56.928
8	1:25.312	+5.254	14:39:57.391	1	1:26.793	+1.295	14:30:21.599	(101) LEONARDO DE BARTOLO			
9	1:22.632	+2.574	14:41:20.023	2	1:25.498		14:31:47.097	1	1:35.617	+11.219	14:30:34.197
10	1:27.789	+7.731	14:42:47.812	3	1:27.768	+2.270	14:33:14.865	2	1:24.398		14:31:58.595
(46) DIEGO UGOLINI				4	1:29.727	+4.229	14:34:44.592	(933) BRUNO			
1	1:29.037	+6.798	14:30:25.463	5	1:29.213	+3.715	14:36:13.805	1	1:33.372	+5.327	14:30:30.857
2	1:23.902	+1.663	14:31:49.365	6	1:28.043	+2.545	14:37:41.848	2	1:31.753	+3.708	14:32:02.610
3	1:23.993	+1.754	14:33:13.358	7	1:31.097	+5.599	14:39:12.945	3	1:31.892	+3.847	14:33:34.502
4	1:24.289	+2.050	14:34:37.647	8	1:31.079	+5.581	14:40:44.024	4	1:29.146	+1.101	14:35:03.648
5	1:22.605	+0.366	14:36:00.252	9	1:30.870	+5.372	14:42:14.894	5	1:28.045		14:36:31.693
6	1:23.867	+1.628	14:37:24.119	10	1:28.525	+3.027	14:43:43.419	6	1:26.863	+0.579	14:37:50.930
7	1:22.780	+0.541	14:38:46.899	(7) MAYK LUIS GUAZI				7	1:28.639	+2.355	14:39:19.569
8	1:22.528	+0.289	14:40:09.427	1	1:23.541	+2.389	14:30:16.764	8	1:28.669	+2.385	14:40:48.238
9	1:22.239		14:41:31.666	2	1:23.524	+2.372	14:31:40.288	9	1:27.915	+1.631	14:42:16.153
10	1:22.359	+0.120	14:42:54.025	3	1:22.621	+1.469	14:33:02.909	10	1:28.883	+2.599	14:43:45.036
(51) MAYK LUIS GUAZI				4	1:22.286	+1.134	14:34:25.195	(7) MAIKE RODRIGUES			
1	1:23.541	+2.389	14:30:16.764	5	1:21.152		14:35:46.347	1	1:24.463	+1.757	14:30:17.977
2	1:23.524	+2.372	14:31:40.288	6	1:30.024	+8.872	14:37:16.371	2	1:23.686	+0.980	14:31:41.663
3	1:22.621	+1.469	14:33:02.909	7	1:23.537	+2.385	14:38:39.908	3	1:22.706		14:33:04.369
4	1:22.286	+1.134	14:34:25.195	8	1:24.105	+2.953	14:40:04.013	4	1:25.172	+2.466	14:34:29.541
5	1:21.152		14:35:46.347	9	1:22.370	+1.218	14:41:26.383				
6	1:30.024	+8.872	14:37:16.371	10	1:32.489	+11.337	14:42:58.872				
7	1:23.537	+2.385	14:38:39.908								
8	1:24.105	+2.953	14:40:04.013								
9	1:22.370	+1.218	14:41:26.383								
10	1:32.489	+11.337	14:42:58.872								
(7) MAIKE RODRIGUES											
1	1:24.463	+1.757	14:30:17.977								
2	1:23.686	+0.980	14:31:41.663								
3	1:22.706		14:33:04.369								
4	1:25.172	+2.466	14:34:29.541								



MX LEMAMT - 1a ETAPA - PORTO DOS GAÚCHOS

Classificado por voltas

NOVATOS (NAC)

PISTA MUNICIPAL 0,950 Km

CORRIDA

05/05/2019 15:20

Corrida iniciado em 14:28:34

Pos	No.	Piloto	Cat	Voltas	Diff	M.Volta	Cidade	Equipe
1	15	MATEUS VIEIRA	NOVATOS (NAC)	10		1:16.826	JUARA/MT	VIA AUTO CENTER
2	17	EDGAR FONTANA	NOVATOS (NAC)	10	14.812	1:20.108	JUINA/MT	PRIME AÇÁI
3	592	LEONARDO SIMIONE	NOVATOS (NAC)	10	26.853	1:20.058	MARCELÂNDIA/MT	PAI
4	46	DIEGO UGOLINI	NOVATOS (NAC)	10	33.066	1:22.239	NOVA MUTUM/MT	POSTOS BEM BRASIL/SANDRO46
5	51	MAYK LUIS GUAZI	NOVATOS (NAC)	10	37.913	1:21.152	JUARA/MT	KAE MOTOS/KAE VEICULOS/TOTAL FRIO
6	7	MAIKE RODRIGUES	NOVATOS (NAC)	10	45.085	1:22.706	SORRISO/MT	CHICÃO MOTOS
7	31	ALISON DANTAS	NOVATOS (NAC)	10	55.400	1:24.143	JUARA/MT	TOTALFRIO/KAE MOTOS
8	177	FABIANO MILANI	NOVATOS (NAC)	10	1:08.758	1:24.459	SORRISO/MT	
9	77	ELDER	NOVATOS (NAC)	10	1:22.460	1:25.498	TAPURAH/MT	FAZENDA AGROPECUÁRIA CONQUISTA
10	777	DOUGLAS RAFAEL	NOVATOS (NAC)	10	1:24.077	1:26.284	PORTO DOS GAÚCHOS/M	PANDORA
11	933	BRUNO	NOVATOS	9	1 Volta	1:28.045	SINOP/MT	
12	707	DOUGLAS AZILIEIRO	NOVATOS (NAC)	9	1 Volta	1:29.437	ITAUBA/MT	BROTHERS AÇÁI/JV MAT CONSTRUÇ/ISADORA MADEIRA
13	253	ADEMIR MARQUETI	NOVATOS (NAC)	9	1 Volta	1:30.353	SORRISO/MT	PRIMÃO MOTOS
14	57	FELIPE FACCO	NOVATOS (NAC)	6	4 Voltas	1:29.394	SORRISO/MT	ILUMINAR MATERIAIS ELÉTRICOS
15	33	MAGLON FERNANDO	NOVATOS (NAC)	2	8 Voltas	1:27.935	PORTO DOS GAÚCHOS/M	TURBO CHAPEAÇÃO
16	101	LEONARDO DE BARTOLO	NOVATOS (NAC)	2	8 Voltas	1:24.398	SORRISO/MT	CHICÃO MOTOS

Margin of Victory

Avg. Speed

Best Lap Tm

Best Speed

Best Lap by

14.812

41,392

1:16.826

44,516

15 - MATEUS VIEIRA

Cronometragem: MARCOS A. MANCINI - Diretor de Prova: JOCEMIR ZAMBONI

Orbits

www.mancini.esp.br



www.mylaps.com

enciado para: MANCINI CRONOMETRAGEM

Impresso: 05/05/2019 14:45:10

MX LEMAMT - 1a ETAPA - PORTO DOS GAÚCHOS

NOVATOS (NAC)

PISTA MUNICIPAL 0,950 Km

TREINO CRONOMETRADO

05/05/2019 10:20

Qualificação iniciado em 10:36:07

Lap	Lap Tm	Diff	Time of Day
(46) DIEGO UGOLINI			
1	1:34.141	+7.103	10:38:40.105
2	1:30.318	+3.280	10:40:10.423
3	1:30.012	+2.974	10:41:40.435
4	1:27.038		10:43:07.473
5	1:29.104	+2.066	10:44:36.577
6	1:39.294	+12.256	10:46:15.871
7	1:27.063	+0.025	10:47:42.934
(17) EDGAR FONTANA			
1	1:48.350	+21.051	10:39:26.156
2	1:38.267	+10.968	10:41:04.423
3	1:27.299		10:42:31.722
4	1:27.673	+0.374	10:43:59.395
(15) MATEUS VIEIRA			
1	1:28.030		10:38:34.563
2	1:29.828	+1.798	10:40:04.391
3	1:28.324	+0.294	10:41:32.715
(101) LEONARDO DE BAROLO			
1	1:34.728	+4.577	10:38:25.431
2	1:33.939	+3.788	10:39:59.370
3	1:30.151		10:41:29.521
4	1:32.504	+2.353	10:43:02.025
(31) ALISON DANTAS			
1	1:59.071	+28.373	10:38:50.981
2	1:31.191	+0.493	10:40:22.172
3	1:33.247	+2.549	10:41:55.419
4	1:32.598	+1.900	10:43:28.017
5	2:18.536	+47.838	10:45:46.553
6	1:30.698		10:47:17.251
(7) MAIKE RODRIGUES			
1	1:30.742		10:38:27.922
2	2:04.322	+33.580	10:40:32.244
3	1:40.223	+9.481	10:42:12.467
4	1:33.050	+2.308	10:43:45.517
5	1:33.781	+3.039	10:45:19.298
(51) MAYK LUIS GUAZI			
1	1:56.158	+24.658	10:38:38.111
2	1:35.192	+3.692	10:40:13.303
3	1:32.631	+1.131	10:41:45.934
4	1:31.500		10:43:17.434
5	1:33.695	+2.195	10:44:51.129
(707) DOUGLAS AZILIEIRO			
1	1:39.698	+5.759	10:38:27.237
2	1:42.192	+8.253	10:40:09.429
3	1:33.939		10:41:43.368
4	1:41.494	+7.555	10:43:24.862
(777) DOUGLAS RAFAEL			
1	1:37.802	+3.861	10:39:03.639
2	1:36.185	+2.244	10:40:39.824
3	1:36.895	+2.954	10:42:16.719
4	1:33.941		10:43:50.660
5	1:37.472	+3.531	10:45:28.132
6	1:35.717	+1.776	10:47:03.849
(177) FABIANO MILANI			
1	1:36.745	+2.555	10:38:20.756
2	1:49.950	+15.760	10:40:10.706

Lap	Lap Tm	Diff	Time of Day
3	1:39.675	+5.485	10:41:50.381
4	1:34.190		10:43:24.571
5	1:35.770	+1.580	10:45:00.341
(57) FELIPE FACCO			
1	1:40.485	+5.551	10:38:33.310
2	1:42.089	+7.155	10:40:15.399
3	1:45.393	+10.459	10:42:00.792
4	1:34.934		10:43:35.726
5	1:35.772	+0.838	10:45:11.498
6	1:36.165	+1.231	10:46:47.663
(253) ADEMIR MARQUETI			
1	1:38.318		10:38:40.548
2	1:44.570	+6.252	10:40:25.118
3	1:40.103	+1.785	10:42:05.221
(33) MAGLON FERNANDO			
1	1:40.814	+2.372	10:39:20.525
2	1:39.676	+1.234	10:41:00.201
3	1:41.964	+3.522	10:42:42.165
4	1:42.301	+3.859	10:44:24.466
5	1:38.442		10:46:02.908
6	1:40.270	+1.828	10:47:43.178
(933) BRUNO			
1	2:21.662	+39.250	10:39:57.723
2	2:01.828	+19.416	10:41:59.551
3	1:44.461	+2.049	10:43:44.012
4	1:42.412		10:45:26.424



MX LEMAMT - 1a ETAPA - PORTO DOS GAÚCHOS

Classificado pela melhor volta

NOVATOS (NAC)

PISTA MUNICIPAL 0,950 Km

TREINO CRONOMETRADO

05/05/2019 10:20

Qualificação iniciado em 10:36:07

Pos	No.	Nome	Melhor Volta	Diff	Moto	Cidade	Equipe
1	46	DIEGO UGOLINI	1:27.038		HONDA	NOVA MUTUM/MT	POSTOS BEM BRASIL/SANDRO46
2	17	EDGAR FONTANA	1:27.299	0.261	HONDA	JUINA/MT	PRIME AÇÁÍ
3	15	MATEUS VIEIRA	1:28.030	0.992	HONDA	JUARA/MT	VIA AUTO CENTER
4	101	LEONARDO DE BARTOLO	1:30.151	3.113	HONDA	SORRISO/MT	CHICÃO MOTOS
5	31	ALISON DANTAS	1:30.698	3.660	HONDA	JUARA/MT	TOTALFRIO/KAE MOTOS
6	7	MAIKE RODRIGUES	1:30.742	3.704	HONDA	SORRISO/MT	CHICÃO MOTOS
7	51	MAYK LUIS GUAZI	1:31.500	4.462	HONDA	JUARA/MT	KAE MOTOS/KAE VEICULOS/TOTAL FRIO
8	707	DOUGLAS AZILIEIRO	1:33.939	6.901	HONDA	ITAUBA/MT	BROTHERS AÇAÍ/JV MAT CONSTRUÇÃO/ISADORA MADEIRA
9	777	DOUGLAS RAFAEL	1:33.941	6.903	HONDA	PORTO DOS GAÚCHOS/M	PANDORA
10	177	FABIANO MILANI	1:34.190	7.152	HONDA	SORRISO/MT	
11	57	FELIPE FACCO	1:34.934	7.896	HONDA	SORRISO/MT	ILUMINAR MATERIAIS ELÉTRICOS
12	253	ADEMIR MARQUETI	1:38.318	11.280	HONDA	SORRISO/MT	PRIMÃO MOTOS
13	33	MAGLON FERNANDO	1:38.442	11.404	HONDA	PORTO DOS GAÚCHOS/M	TURBO CHAPEAÇÃO
14	933	BRUNO	1:42.412	15.374	HONDA	SINOP/MT	