



ESPORTES  
& LAZER  
SECRETARIA



CAMPO NOVO  
DO PARECIS  
PREFEITURA

**13 E 14**  
**NOVEMBRO**

MX C. N. do Parecis (Sábado)


IMPORTADA INICIANTES

C. N. do Parecis - MT 1,000 Km

CORRIDA

13/11/2021 18:30

Corrida iniciado em 21:06:29



Lap	Lap Tm	Diff	Time of Day
<b>(71) THIAGO DELARICA</b>			
1	1:17.464	+2.288	21:08:10.966
2	1:16.694	+1.518	21:09:27.660
3	1:16.792	+1.616	21:10:44.452
4	<b>1:15.176</b>		21:11:59.628
5	1:17.557	+2.381	21:13:17.185
6	1:15.921	+0.745	21:14:33.106
7	1:16.431	+1.255	21:15:49.537
8	1:16.149	+0.973	21:17:05.686
9	1:16.508	+1.332	21:18:22.194
10	1:16.909	+1.733	21:19:39.103
11	1:18.524	+3.348	21:20:57.627

Lap	Lap Tm	Diff	Time of Day
<b>(99) JOAO VITOR</b>			
1	1:18.031	+1.681	21:08:09.478
2	1:17.015	+0.665	21:09:26.493
3	1:16.825	+0.475	21:10:43.318
4	1:17.629	+1.279	21:12:00.947
5	1:17.974	+1.624	21:13:18.921
6	1:17.279	+0.929	21:14:36.200
7	<b>1:16.350</b>		21:15:52.550
8	1:17.326	+0.976	21:17:09.876
9	1:16.693	+0.343	21:18:26.569
10	1:17.124	+0.774	21:19:43.693
11	1:20.129	+3.779	21:21:03.822

Lap	Lap Tm	Diff	Time of Day
<b>(21) CAPANEMA</b>			
1	1:18.956	+3.709	21:08:15.374
2	<b>1:15.247</b>		21:09:30.621
3	1:15.712	+0.465	21:10:46.333
4	1:15.466	+0.219	21:12:01.799
5	1:16.095	+0.848	21:13:17.894
6	1:17.058	+1.811	21:14:34.952
7	1:15.412	+0.165	21:15:50.364
8	1:15.943	+0.696	21:17:06.307
9	1:26.225	+10.978	21:18:32.532
10	1:20.657	+5.410	21:19:53.189
11	1:24.593	+9.346	21:21:17.782

Lap	Lap Tm	Diff	Time of Day
<b>(440) ADALBERTO MACHADO</b>			
1	1:22.120	+3.553	21:08:15.056
2	1:20.904	+2.337	21:09:35.960
3	<b>1:18.567</b>		21:10:54.527
4	1:20.408	+1.841	21:12:14.935
5	1:20.663	+2.096	21:13:35.598
6	1:20.029	+1.462	21:14:55.627
7	1:20.081	+1.514	21:16:15.708
8	1:20.113	+1.546	21:17:35.821
9	1:21.038	+2.471	21:18:56.859
10	1:19.857	+1.290	21:20:16.716
11	1:19.027	+0.460	21:21:35.743

Lap	Lap Tm	Diff	Time of Day
<b>(15) LUAN FELIPE</b>			
1	1:21.858	+2.880	21:08:16.829
2	1:20.503	+1.525	21:09:37.332
3	1:20.749	+1.771	21:10:58.081
4	1:19.930	+0.952	21:12:18.011
5	1:20.001	+1.023	21:13:38.012
6	<b>1:18.978</b>		21:14:56.990
7	1:20.190	+1.212	21:16:17.180
8	1:19.122	+0.144	21:17:36.302
9	1:20.905	+1.927	21:18:57.207
10	1:20.046	+1.068	21:20:17.253
11	1:20.370	+1.392	21:21:37.623

Lap	Lap Tm	Diff	Time of Day
<b>(199) MASSAROLI</b>			
1	1:22.401	+2.673	21:08:16.448
2	1:20.222	+0.494	21:09:36.670
3	1:19.943	+0.215	21:10:56.613
4	<b>1:19.728</b>		21:12:16.341
5	1:20.132	+0.404	21:13:36.473
6	1:20.030	+0.302	21:14:56.503
7	1:21.481	+1.753	21:16:17.984
8	1:22.595	+2.867	21:17:40.579
9	1:22.060	+2.332	21:19:02.639
10	1:23.027	+3.299	21:20:25.666
11	1:21.965	+2.237	21:21:47.631

Lap	Lap Tm	Diff	Time of Day
<b>(77) RAFAEL HENRIQUE</b>			
1	1:23.332	+2.340	21:08:18.543
2	1:21.363	+0.371	21:09:39.906
3	1:21.429	+0.437	21:11:01.335
4	1:21.606	+0.614	21:12:22.941
5	1:22.285	+1.293	21:13:45.226
6	1:23.278	+2.286	21:15:08.504
7	1:21.308	+0.316	21:16:29.812
8	1:21.385	+0.393	21:17:51.197
9	1:21.427	+0.435	21:19:12.624
10	<b>1:20.992</b>		21:20:33.616
11	1:22.570	+1.578	21:21:56.186

Lap	Lap Tm	Diff	Time of Day
<b>(128) BRUNO</b>			
1	1:20.814	+1.081	21:08:12.781
2	1:20.766	+1.033	21:09:33.547
3	1:21.315	+1.582	21:10:54.862
4	1:22.388	+2.655	21:12:17.250
5	1:50.920	+31.187	21:14:08.170
6	1:21.318	+1.585	21:15:29.488
7	1:21.481	+1.748	21:16:50.969
8	<b>1:19.733</b>		21:18:10.702
9	1:20.497	+0.764	21:19:31.199
10	1:20.164	+0.431	21:20:51.363
11	1:22.553	+2.820	21:22:13.916

Lap	Lap Tm	Diff	Time of Day
<b>(68) JUNIOR ALMEIDA</b>			
1	<b>1:26.977</b>		21:08:23.246
2	1:27.159	+0.182	21:09:50.405
3	1:27.443	+0.466	21:11:17.848
4	1:28.085	+1.108	21:12:45.933
5	1:28.821	+1.844	21:14:14.754
6	1:29.649	+2.672	21:15:44.403
7	1:32.173	+5.196	21:17:16.576
8	1:30.040	+3.063	21:18:46.616
9	1:29.293	+2.316	21:20:15.909
10	1:31.657	+4.680	21:21:47.566

Lap	Lap Tm	Diff	Time of Day
<b>(5) FERNANDO CUSTÓDIO</b>			
1	1:27.859	+0.006	21:08:26.380
2	<b>1:27.853</b>		21:09:54.233
3	1:28.956	+1.103	21:11:23.189
4	1:33.721	+5.868	21:12:56.910
5	1:34.331	+6.478	21:14:31.241
6	1:39.095	+11.242	21:16:10.336
7	1:38.838	+10.985	21:17:49.174
8	1:38.269	+10.416	21:19:27.443
9	1:38.757	+10.904	21:21:06.200

Lap	Lap Tm	Diff	Time of Day
<b>(98) TIAGO NASCIMENTO</b>			
1	<b>1:35.398</b>		21:08:34.659
2	1:36.991	+1.593	21:10:11.650
3	1:35.949	+0.551	21:11:47.599

Cronometragem: MARCOS A. MANCINI - Diretor de Prova: JOCEMIR ZAMBONI

Orbits



www.mancini.esp.br





ESPORTES  
& LAZER  
SECRETARIA



CAMPO NOVO  
DO PARECIS  
PREFEITURA

13 E 14  
NOVEMBRO

MX C. N. do Parecis (Sábado)

Classificado por voltas

IMPORTADA INICIANTES

C. N. do Parecis - MT 1,000 Km

CORRIDA

13/11/2021 18:30

Corrida iniciado em 21:06:29

Pos	No.	Piloto	Categ	Voltas	Diff	M. Volta	Moto	Cidade	Equipe
1	71	THIAGO DELARICA	IMP INICIANTES	11		1:15.176	YAMAHA	JUARA	PORTO DE AREIA DELARICA-FAZENDA SETE F
2	99	JOAO VITOR	IMP INICIANTES	11	6.195	1:16.350	KAWASAKI	CAMPO NOVO DO PAF	
3	21	CAPANEMA	IMP INICIANTES	11	20.155	1:15.247	YAMAHA	CAMPO NOVO DO PAF	ARRI AGRICOLA-CASTELINI-RICARDO INHO TEL
4	440	ADALBERTO MACHADO	IMP INICIANTES	11	38.116	1:18.567	YAMAHA	VILHENA	POSTO DE MOLAS ROMA-F. A. TRANSPORTES
5	15	LUAN FELIPE	IMP INICIANTES	11	39.996	1:18.978	KAWASAKI	COMODORO	TCH USINAGEM
6	199	MASSAROLI	IMP INICIANTES	11	50.004	1:19.728	YAMAHA	SAPEZAL	AGROPECUÁRIA MASSAROLI
7	77	RAFAEL HENRIQUE	IMP INICIANTES	11	58.559	1:20.992	YAMAHA	VILHENA	
8	128	BRUNO	IMP INICIANTES	11	1:16.289	1:19.733	KTM	DIAMANTINO	NEWTECH PERFORMA-ZAGONEL-MULTICAR-@J
9	68	JUNIOR ALMEIDA	IMP INICIANTES	10	1 Volta	1:26.977	HONDA	CAMPO NOVO DO PAF	JR MOTOS-REMAP
10	5	FERNANDO CUSTÓDIO	IMP INICIANTES	9	2 Voltas	1:27.853	YAMAHA	ARAPUTANGA	AROCROSS
11	98	TIAGO NASCIMENTO	IMP INICIANTES	4	7 Voltas	1:35.398	HONDA	SÃO DOMINGOS DO C	FRIGONORTE

Margin of Victory

Avg. Speed

Best Lap Tm

Best Speed

Best Lap by

6.195

45,625

1:15.176

47,888

71 - THIAGO DELARICA

Cronometragem: MARCOS A. MANCINI - Diretor de Prova: JOCEMIR ZAMBONI

Orbits



www.mancini.esp.br

MOTOMUNDO

tecnology by  
MYLAPS  
SPORTS TIMING



ESPORTES  
& LAZER  
SECRETARIA



CAMPO NOVO  
DO PARECIS  
PREFEITURA

**13 E 14**  
**NOVEMBRO**

MX C. N. do Parecis (Sábado)


IMPORTADA INTERMASTER

C. N. do Parecis - MT 1,000 Km

CORRIDA

13/11/2021 20:00

Corrida iniciado em 22:55:06



Lap	Lap Tm	Diff	Time of Day
<b>(514) JEISON SAVOINE</b>			
1	1:19.071	+2.807	22:56:47.690
2	1:16.996	+0.732	22:58:04.686
3	1:17.055	+0.791	22:59:21.741
4	1:16.455	+0.191	23:00:38.196
5	1:17.013	+0.749	23:01:55.209
6	1:16.474	+0.210	23:03:11.683
7	1:16.901	+0.637	23:04:28.584
8	<b>1:16.264</b>		23:05:44.848
9	1:17.507	+1.243	23:07:02.355
10	1:17.910	+1.646	23:08:20.265
11	1:19.062	+2.798	23:09:39.327

Lap	Lap Tm	Diff	Time of Day
<b>(7) AGNALDO SIMÕES</b>			
1	1:21.001	+5.089	22:56:50.830
2	1:16.179	+0.267	22:58:07.009
3	1:16.103	+0.191	22:59:23.112
4	<b>1:15.912</b>		23:00:39.024
5	1:16.890	+0.978	23:01:55.914
6	1:16.564	+0.652	23:03:12.478
7	1:17.633	+1.721	23:04:30.111
8	1:18.095	+2.183	23:05:48.206
9	1:18.787	+2.875	23:07:06.993
10	1:17.721	+1.809	23:08:24.714
11	1:18.829	+2.917	23:09:43.543

Lap	Lap Tm	Diff	Time of Day
<b>(151) LEVI OLIVEIRA</b>			
1	1:20.279	+3.973	22:56:50.831
2	1:19.474	+3.168	22:58:10.305
3	1:17.307	+1.001	22:59:27.612
4	<b>1:16.306</b>		23:00:43.918
5	1:16.374	+0.068	23:02:00.292
6	1:17.399	+1.093	23:03:17.691
7	1:17.797	+1.491	23:04:35.488
8	1:17.264	+0.958	23:05:52.752
9	1:16.568	+0.262	23:07:09.320
10	1:16.339	+0.033	23:08:25.659
11	1:18.293	+1.987	23:09:43.952

Lap	Lap Tm	Diff	Time of Day
<b>(128) BRUNO</b>			
1	1:24.270	+5.452	22:56:53.622
2	1:22.754	+3.936	22:58:16.376
3	<b>1:18.818</b>		22:59:35.194
4	1:19.750	+0.932	23:00:54.944
5	1:19.988	+1.170	23:02:14.932
6	1:19.687	+0.869	23:03:34.619
7	1:19.660	+0.842	23:04:54.279
8	1:20.000	+1.182	23:06:14.279
9	1:20.779	+1.961	23:07:35.058
10	1:20.673	+1.855	23:08:55.731
11	1:22.873	+4.055	23:10:18.604

Lap	Lap Tm	Diff	Time of Day
<b>(8) BETO</b>			
1	1:21.327	+2.689	22:56:51.549
2	1:34.612	+15.974	22:58:26.161
3	1:24.859	+6.221	22:59:51.020
4	<b>1:18.638</b>		23:01:09.658
5	1:19.580	+0.942	23:02:29.238
6	1:21.853	+3.215	23:03:51.091
7	1:26.266	+7.628	23:05:17.357
8	1:32.572	+13.934	23:06:49.929
9	1:22.233	+3.595	23:08:12.162
10	1:28.658	+10.020	23:09:40.820

Lap	Lap Tm	Diff	Time of Day
<b>(122) MARCELO PERONDI</b>			

Lap	Lap Tm	Diff	Time of Day
1	1:21.532	+1.442	22:56:49.686
2	<b>1:20.090</b>		22:58:09.776
3	1:56.026	+35.936	23:00:05.802
4	1:22.967	+2.877	23:01:28.769
5	1:22.164	+2.074	23:02:50.933
6	1:22.121	+2.031	23:04:13.054
7	1:21.008	+0.918	23:05:34.062
8	1:21.115	+1.025	23:06:55.177
9	1:26.400	+6.310	23:08:21.577
10	1:27.726	+7.636	23:09:49.303

Cronometragem: MARCOS A. MANCINI - Diretor de Prova: JOCEMIR ZAMBONI

Orbits



www.mancini.esp.br





ESPORTES  
& LAZER  
SECRETARIA



CAMPO NOVO  
DO PARECIS  
PREFEITURA

13 E 14  
NOVEMBRO

MX C. N. do Parecis (Sábado)

Classificado por voltas

IMPORTADA INTERMASTER

C. N. do Parecis - MT 1,000 Km

CORRIDA

13/11/2021 20:00

Corrida iniciado em 22:55:06

Pos	No.	Piloto	Categ	Voltas	Diff	M. Volta	Moto	Cidade	Equipe
1	514	JEISON SAVOINE	INTERMASTER	11		1:16.264	KAWASAKI	JUARA	RANCHO VÔ NICÃO TRANSPORTES
2	7	AGNALDO SIMÕES	INTERMASTER	11	4.216	1:15.912	YAMAHA	CONQUISTA D'OESTE	RL MOTOS-MOTO CLUBE CONQUISTA CROSS
3	151	LEVI OLIVEIRA	INTERMASTER	11	4.625	1:16.306	HONDA	VILHENA	LDG GRÁFICOS-NORTON RACING
4	128	BRUNO	INTERMASTER	11	39.277	1:18.818	KTM	DIAMANTINO	NEWTECH PERFORMA-ZAGONEL-MULTICAR-@J
5	8	BETO	INTERMASTER	10	1 Volta	1:18.638	SUZUKI	CAMPOS DE JÚLIO	NORTON RACING
6	122	MARCELO PERONDI	INTERMASTER	10	1 Volta	1:20.090	YAMAHA	VILHENA	COYOTS MOTOS

Margin of Victory

Avg. Speed

Best Lap Tm

Best Speed

Best Lap by

4.216

45,352

1:15.912

47,423

7 - AGNALDO SIMÕES

Cronometragem: MARCOS A. MANCINI - Diretor de Prova: JOCEMIR ZAMBONI

Orbits



www.mancini.esp.br

MOTOMUNDO

tecnology by  
MYLAPS  
SPORTS TIMING



ESPORTES  
& LAZER  
SECRETARIA



CAMPO NOVO  
DO PARECIS  
PREFEITURA

**13 E 14**  
**NOVEMBRO**

MX C. N. do Parecis (Sábado)

**Classificado por voltas**

IMPORTADA MX1 - MX 250

C. N. do Parecis - MT 1,000 Km

CORRIDA

13/11/2021 22:00

Corrida iniciado em 0:15:25

Pos	No.	Piloto	Categ	Voltas	Diff	M. Volta	Moto	Cidade	Equipe
1	27	EDUARDO RODRIGUES	MX1	13			YAMAHA	JUARA	SANTA CRUZ RENTAL
2	71	THIAGO DELARICA	MX1 - 250	13	12.630		YAMAHA	JUARA	PORTO DE AREIA DELARICA
3	514	JEISON SAVOINE	MX1	13	27.789		KAWASAKI	JUARA	RANCHO VÔ NICÃO TRANSPORTES
4	199	THIAGO MACHADO	MX1 - 250	13	32.102		YAMAHA	SAPEZAL	SUPER MOTOS-NUTELLA RACING
5	151	LEVI OLIVEIRA	MX1 - 250	13	39.626		HONDA	VILHENA	LDG GRAFICOS-NORTON RACING
6	7	AGNALDO SIMÕES	MX1	13	44.762		YAMAHA	CONQUISTA D'OESTE	RL MOTOS-MOTO CLUBE CONQUISTA CROSS
7	47	EDMAR LOYOLA	MX1	13	52.709		YAMAHA	SORRISO	BOCOLLI ARMAZÉM GERAIS-FAZENDA RENAS
8	21	CAPANEMA	MX1 - 250	13	1:00.867		YAMAHA	CAMPO NOVO DO PAF	ARILDO MOTO S-NRV AGRICOLA-RICARD INHO
9	77	ITAMAR TADEU	MX1	13	1:30.073		YAMAHA	CACOAL	ITF MULTIMARCAS-TOMAZ MX SCHOOL
10	122	MARCELO PERONDI	250	12	1 Volta		YAMAHA	VILHENA	COYOTS MOTOS
11	60	DOUGLAS AMARAL	MX1	12	1 Volta		KAWASAKI	JI-PARANÁ	TEAM RACING MT-KAWASAKI-FEDERAL BURG
12	440	ADALBERTO MACHADO	250	11	2 Voltas		YAMAHA	VILHENA	POSTO DE MOLAS ROMA-F. A. TRANSPORTES
13	3	DALTINHO	250	7	6 Voltas		HONDA	BRTASNORTE	PREF MUNIC BRASNORTE
14	171	BETO		3	10 Voltas		KAWASAKI	SORRISO	
15	111	JEREMIAS ROMERO	MX1 - 250		13 Voltas		KAWASAKI	JUARA	BORRACHARIA DO JEREBÁ

Margin of Victory

Avg. Speed

Best Lap Tm

Best Speed

Best Lap by

12.630

18,067

-

Cronometragem: MARCOS A. MANCINI - Diretor de Prova: JOCEMIR ZAMBONI

Orbits



www.mancini.esp.br

MOTOMUNDO

tecnology by  
**MYLAPS**  
SPORTS TIMING





ESPORTES  
& LAZER  
SECRETARIA



CAMPO NOVO  
DO PARECIS  
PREFEITURA

13 E 14  
NOVEMBRO

MX C. N. do Parecis (Sábado)

IMPORTADA MX3

C. N. do Parecis - MT 1,000 Km

CORRIDA

13/11/2021 19:00

Corrida iniciado em 21:38:42

Lap	Lap Tm	Diff	Time of Day
<b>(77) ITAMAR TADEU</b>			
1	1:16.632	+2.198	21:40:20.798
2	1:15.730	+1.296	21:41:36.528
3	1:15.292	+0.858	21:42:51.820
4	1:15.054	+0.620	21:44:06.874
5	1:15.046	+0.612	21:45:21.920
6	1:15.245	+0.811	21:46:37.165
7	1:14.523	+0.089	21:47:51.688
8	1:14.862	+0.428	21:49:06.550
9	1:15.804	+1.370	21:50:22.354
10	1:14.837	+0.403	21:51:37.191
11	<b>1:14.434</b>		21:52:51.625
12	1:15.154	+0.720	21:54:06.779
13	1:15.978	+1.544	21:55:22.757

Lap	Lap Tm	Diff	Time of Day
<b>(27) EDUARDO RODRIGUES</b>			
1	1:17.527	+3.393	21:40:23.393
2	1:15.124	+0.990	21:41:38.517
3	<b>1:14.134</b>		21:42:52.651
4	1:15.190	+1.056	21:44:07.841
5	1:15.103	+0.969	21:45:22.944
6	1:14.598	+0.464	21:46:37.542
7	1:15.045	+0.911	21:47:52.587
8	1:15.040	+0.906	21:49:07.627
9	1:16.047	+1.913	21:50:23.674
10	1:15.118	+0.984	21:51:38.792
11	1:14.413	+0.279	21:52:53.205
12	1:15.918	+1.784	21:54:09.123
13	1:16.394	+2.260	21:55:25.517

Lap	Lap Tm	Diff	Time of Day
<b>(171) PETERSON PFEIFER</b>			
1	1:18.362	+2.918	21:40:30.972
2	1:16.741	+1.297	21:41:47.713
3	1:18.252	+2.808	21:43:05.965
4	1:16.523	+1.079	21:44:22.488
5	1:16.391	+0.947	21:45:38.879
6	1:16.714	+1.270	21:46:55.593
7	1:16.694	+1.250	21:48:12.287
8	1:16.660	+1.216	21:49:28.947
9	<b>1:15.444</b>		21:50:44.391
10	1:16.287	+0.843	21:52:00.678
11	1:17.047	+1.603	21:53:17.725
12	1:18.872	+3.428	21:54:36.597
13	1:20.695	+5.251	21:55:57.292

Lap	Lap Tm	Diff	Time of Day
<b>(47) EDMAR LOYOLA</b>			
1	1:17.875	+1.373	21:40:24.338
2	1:17.137	+0.635	21:41:41.475
3	1:17.708	+1.206	21:42:59.183
4	1:17.406	+0.904	21:44:16.589
5	1:18.393	+1.891	21:45:34.982
6	1:17.730	+1.228	21:46:52.712
7	1:16.566	+0.064	21:48:09.278
8	1:17.501	+0.999	21:49:26.779
9	<b>1:16.502</b>		21:50:43.281
10	1:16.641	+0.139	21:51:59.922
11	1:21.080	+4.578	21:53:21.002
12	1:19.781	+3.279	21:54:40.783
13	1:18.120	+1.618	21:55:58.903

Lap	Lap Tm	Diff	Time of Day
<b>(8) BETO</b>			
1	1:17.834	+0.707	21:40:22.861
2	1:18.222	+1.095	21:41:41.083
3	<b>1:17.127</b>		21:42:58.210
4	1:17.981	+0.854	21:44:16.191

Lap	Lap Tm	Diff	Time of Day
5	1:17.409	+0.282	21:45:33.600
6	1:20.912	+3.785	21:46:54.512
7	1:18.884	+1.757	21:48:13.396
8	1:20.337	+3.210	21:49:33.733
9	1:18.540	+1.413	21:50:52.273
10	1:18.103	+0.976	21:52:10.376
11	1:21.940	+4.813	21:53:32.316
12	1:21.803	+4.676	21:54:54.119
13	1:33.298	+16.171	21:56:27.417

Lap	Lap Tm	Diff	Time of Day
<b>(22) JOSÉ VAGNER</b>			
1	1:20.772	+3.206	21:40:28.130
2	1:18.822	+1.256	21:41:46.952
3	1:20.465	+2.899	21:43:07.417
4	1:19.374	+1.808	21:44:26.791
5	1:20.299	+2.733	21:45:47.090
6	1:27.220	+9.654	21:47:14.310
7	1:17.694	+0.128	21:48:32.004
8	<b>1:17.566</b>		21:49:49.570
9	1:21.007	+3.441	21:51:10.577
10	1:19.130	+1.564	21:52:29.707
11	1:19.960	+2.394	21:53:49.667
12	1:21.154	+3.588	21:55:10.821
13	1:22.361	+4.795	21:56:33.182

Lap	Lap Tm	Diff	Time of Day
<b>(71) WAGNER DELARICA</b>			
1	1:22.262	+4.316	21:40:30.840
2	1:20.135	+2.189	21:41:50.975
3	1:19.820	+1.874	21:43:10.795
4	1:18.866	+0.920	21:44:29.661
5	1:18.346	+0.400	21:45:48.007
6	1:35.411	+17.465	21:47:23.418
7	1:19.525	+1.579	21:48:42.943
8	1:18.928	+0.982	21:50:01.871
9	1:18.923	+0.977	21:51:20.794
10	1:18.464	+0.518	21:52:39.258
11	1:19.094	+1.148	21:53:58.352
12	<b>1:17.946</b>		21:55:16.298
13	1:19.636	+1.690	21:56:35.934

Lap	Lap Tm	Diff	Time of Day
<b>(111) JEREMIAS ROMERO</b>			
1	<b>1:19.274</b>		21:40:26.178
2	1:19.912	+0.638	21:41:46.090
3	1:20.702	+1.428	21:43:06.792
4	1:19.562	+0.288	21:44:26.354
5	1:20.337	+1.063	21:45:46.691
6	1:20.090	+0.816	21:47:06.781
7	1:21.138	+1.864	21:48:27.919
8	1:20.995	+1.721	21:49:48.914
9	1:21.047	+1.773	21:51:09.961
10	1:20.848	+1.574	21:52:30.809
11	1:24.152	+4.878	21:53:54.961
12	1:23.506	+4.232	21:55:18.467
13	1:28.749	+9.475	21:56:47.216

Lap	Lap Tm	Diff	Time of Day
<b>(991) LUIZ SCHMITT</b>			
1	1:23.195	+0.181	21:40:32.809
2	<b>1:23.014</b>		21:41:55.823
3	1:23.554	+0.540	21:43:19.377
4	1:23.602	+0.588	21:44:42.979
5	1:24.918	+1.904	21:46:07.897
6	1:26.032	+3.018	21:47:33.929
7	1:26.470	+3.456	21:49:00.399
8	1:26.765	+3.751	21:50:27.164
9	1:25.185	+2.171	21:51:52.349
10	1:28.078	+5.064	21:53:20.427

Lap	Lap Tm	Diff	Time of Day
11	1:27.821	+4.807	21:54:48.248
12	1:26.667	+3.653	21:56:14.915

Lap	Lap Tm	Diff	Time of Day
<b>(85) JAY ALMEIDA</b>			
1	1:25.176	+4.674	21:40:35.960
2	1:20.912	+0.410	21:41:56.872
3	1:47.183	+26.681	21:43:44.055
4	1:21.468	+0.966	21:45:05.523
5	<b>1:20.502</b>		21:46:26.025
6	1:20.681	+0.179	21:47:46.706
7	1:49.341	+28.839	21:49:36.047
8	1:24.936	+4.434	21:51:00.983
9	1:31.117	+10.615	21:52:32.100
10	1:27.647	+7.145	21:53:59.747
11	1:26.652	+6.150	21:55:26.399

Lap	Lap Tm	Diff	Time of Day
<b>(21) VITOR FERREIRA</b>			
1	1:19.553	+1.410	21:40:27.266
2	<b>1:18.143</b>		21:41:45.409
3	5:18.453	+4:00.310	21:47:03.862

Cronometragem: MARCOS A. MANCINI - Diretor de Prova: JOCEMIR ZAMBONI

Orbits



www.mancini.esp.br





ESPORTES  
& LAZER  
SECRETARIA



CAMPO NOVO  
DO PARECIS  
PREFEITURA

13 E 14  
NOVEMBRO

MX C. N. do Parecis (Sábado)

Classificado por voltas

IMPORTADA MX3

C. N. do Parecis - MT 1,000 Km

CORRIDA

13/11/2021 19:00

Corrida iniciado em 21:38:42

Pos	No.	Piloto	Categ	Voltas	Diff	M. Volta	Moto	Cidade	Equipe
1	77	ITAMAR TADEU	MX3	13		1:14.434	YAMAHA	CACOAL	ITF MULTIMARCAS-TOMAZ MX SCHOOL
2	27	EDUARDO RODRIGUES	MX3	13	2.760	1:14.134	YAMAHA	JUARA	SANTA CRUZ RENTAL
3	171	PETERSON PFEIFER	MX3	13	34.535	1:15.444	KAWASAKI	SORRISO	PEDRÃO MOTOS E TENDAS
4	47	EDMAR LOYOLA	MX3	13	36.146	1:16.502	YAMAHA	SORRISO	FAZENDA RENASCER RENATÃO-ARMAZÉNS BI
5	8	BETO	MX3	13	1:04.660	1:17.127	SUZUKI	CAMPOS DE JÚLIO	NORTON RACING
6	22	JOSÉ VAGNER	MX3	13	1:10.425	1:17.566	HONDA	CAMPO NOVO DO PAF	TORNEARIA CAMPO NOVO
7	71	WAGNER DELARICA	MX3	13	1:13.177	1:17.946	YAMAHA	JUARA	PORTO DE AREIA DELARICA-FAZENDA SETE F
8	111	JEREMIAS ROMERO	MX3	13	1:24.459	1:19.274	HONDA	JUARA	BORRACHARIA DO JEREBA
9	991	LUIZ SCHMITT	MX3	12	1 Volta	1:23.014	KAWASAKI	PORTO DOS GAÚCHO	LS AGRO SERVIÇOS
10	85	JAY ALMEIDA	MX3	11	2 Voltas	1:20.502	KAWASAKI	NOVA UBIRATÃ	JD MOTOS
11	21	VITOR FERREIRA	MX3	3	10 Voltas	1:18.143	KAWASAKI	SÃO MIGUEL DO GUA	CEARÁ LANCHES-TORNEARIA VIOLO-RONDOJ

Margin of Victory

Avg. Speed

Best Lap Tm

Best Speed

Best Lap by

2.760

46,778

1:14.134

48,561

27 - EDUARDO RODRIGUES

Cronometragem: MARCOS A. MANCINI - Diretor de Prova: JOCEMIR ZAMBONI

Orbits



www.mancini.esp.br

MOTOMUNDO

tecnology by  
MYLAPS  
SPORTS TIMING



ESPORTES  
& LAZER  
SECRETARIA



CAMPO NOVO  
DO PARECIS  
PREFEITURA

13 E 14  
NOVEMBRO

MX C. N. do Parecis (Sábado)

IMPORTADA MX4 / MX4 LIGHT

C. N. do Parecis - MT 1,000 Km

CORRIDA

13/11/2021 18:00

Corrida iniciado em 20:33:59

Lap	Lap Tm	Diff	Time of Day
<b>(171) PETERSON PFEIFER</b>			
1	1:17.714	+2.172	20:35:38.402
2	1:17.256	+1.714	20:36:55.658
3	1:16.933	+1.391	20:38:12.591
4	1:17.863	+2.321	20:39:30.454
5	1:16.387	+0.845	20:40:46.841
6	1:17.843	+2.301	20:42:04.684
7	1:17.622	+2.080	20:43:22.306
8	1:16.119	+0.577	20:44:38.425
9	<b>1:15.542</b>		20:45:53.967
10	1:17.906	+2.364	20:47:11.873

Lap	Lap Tm	Diff	Time of Day
<b>(77) ITAMAR TADEU</b>			
1	1:19.454	+3.337	20:36:41.130
2	1:17.855	+1.738	20:36:58.985
3	1:16.848	+0.731	20:38:15.833
4	1:17.455	+1.338	20:39:33.288
5	1:16.188	+0.071	20:40:49.476
6	<b>1:16.117</b>		20:42:05.593
7	1:17.413	+1.296	20:43:23.006
8	1:16.728	+0.611	20:44:39.734
9	1:16.480	+0.363	20:45:56.214
10	1:17.052	+0.935	20:47:13.266

Lap	Lap Tm	Diff	Time of Day
<b>(22) JOSÉ VAGNER</b>			
1	1:19.428	+0.447	20:35:43.182
2	1:19.593	+0.612	20:37:02.775
3	1:19.661	+0.680	20:38:22.436
4	<b>1:18.981</b>		20:39:41.417
5	1:19.333	+0.352	20:41:00.750
6	1:20.442	+1.461	20:42:21.192
7	1:19.076	+0.095	20:43:40.268
8	1:20.010	+1.029	20:45:00.278
9	1:19.342	+0.361	20:46:19.620
10	1:20.034	+1.053	20:47:39.654

Lap	Lap Tm	Diff	Time of Day
<b>(71) WAGNER DELARICA</b>			
1	1:21.813	+2.958	20:35:45.097
2	1:20.507	+1.652	20:37:05.604
3	1:20.706	+1.851	20:38:26.310
4	1:19.652	+0.797	20:39:45.962
5	1:19.565	+0.710	20:41:05.527
6	1:19.520	+0.665	20:42:25.047
7	1:19.200	+0.345	20:43:44.247
8	1:19.336	+0.481	20:45:03.583
9	<b>1:18.855</b>		20:46:22.438
10	1:19.183	+0.328	20:47:41.621

Lap	Lap Tm	Diff	Time of Day
<b>(111) JEREMIAS ROMERO</b>			
1	1:19.980	+0.783	20:35:42.448
2	1:19.252	+0.055	20:37:01.700
3	1:20.155	+0.958	20:38:21.855
4	1:20.648	+1.451	20:39:42.503
5	1:19.940	+0.743	20:41:02.443
6	1:21.063	+1.866	20:42:23.506
7	1:19.730	+0.533	20:43:43.236
8	<b>1:19.197</b>		20:45:02.433
9	1:19.701	+0.504	20:46:22.134
10	1:20.061	+0.864	20:47:42.195

Lap	Lap Tm	Diff	Time of Day
<b>(7) POLIDO GONÇALVES</b>			
1	1:24.596	+2.662	20:35:53.652
2	1:22.634	+0.700	20:37:16.286
3	1:23.602	+1.668	20:38:39.888
4	1:24.784	+2.850	20:40:04.672

Lap	Lap Tm	Diff	Time of Day
5	1:22.509	+0.575	20:41:27.181
6	<b>1:21.934</b>		20:42:49.115
7	1:23.862	+1.928	20:44:12.977
8	1:22.656	+0.722	20:45:35.633
9	1:23.874	+1.940	20:46:59.507
10	1:27.203	+5.269	20:48:26.710

Lap	Lap Tm	Diff	Time of Day
<b>(991) LUIS SCHMITT</b>			
1	1:26.693	+3.602	20:35:53.596
2	1:26.647	+3.556	20:37:20.243
3	1:24.759	+1.668	20:38:45.002
4	1:24.563	+1.472	20:40:09.565
5	1:24.862	+1.771	20:41:34.427
6	1:23.161	+0.070	20:42:57.588
7	1:23.619	+0.528	20:44:21.207
8	<b>1:23.091</b>		20:45:44.298
9	1:24.100	+1.009	20:47:08.398
10	1:25.048	+1.957	20:48:33.446

Lap	Lap Tm	Diff	Time of Day
<b>(574) ITAMAR PIERINI</b>			
1	1:30.259	+7.411	20:35:57.537
2	1:26.328	+3.480	20:37:23.865
3	1:26.517	+3.669	20:38:50.382
4	1:24.436	+1.588	20:40:14.818
5	<b>1:22.848</b>		20:41:37.666
6	1:22.998	+0.150	20:43:00.664
7	1:23.312	+0.464	20:44:23.976
8	1:23.557	+0.709	20:45:47.533
9	1:23.381	+0.533	20:47:10.914
10	1:23.007	+0.159	20:48:33.921

Lap	Lap Tm	Diff	Time of Day
<b>(60) DOUGLAS AMARAL</b>			
1	1:25.766	+1.943	20:35:51.463
2	<b>1:23.823</b>		20:37:15.286
3	1:24.254	+0.431	20:38:39.540
4	1:24.589	+0.766	20:40:04.129
5	1:25.905	+2.082	20:41:30.034
6	1:24.998	+1.175	20:42:55.032
7	1:25.502	+1.679	20:44:20.534
8	1:26.347	+2.524	20:45:46.881
9	1:24.683	+0.860	20:47:11.564

Lap	Lap Tm	Diff	Time of Day
<b>(21) VITOR FERREIRA</b>			
1	1:23.788	+4.803	20:35:54.091
2	1:51.086	+32.101	20:37:45.177
3	<b>1:18.985</b>		20:39:04.162
4	1:21.353	+2.368	20:40:25.515
5	1:21.078	+2.093	20:41:46.593
6	1:20.416	+1.431	20:43:07.009
7	1:21.192	+2.207	20:44:28.201
8	1:21.130	+2.145	20:45:49.331
9	1:23.254	+4.269	20:47:12.585

Lap	Lap Tm	Diff	Time of Day
<b>(85) JAY ALMEIDA</b>			
1	1:28.016	+6.586	20:35:52.267
2	1:50.952	+29.522	20:37:43.219
3	1:25.223	+3.793	20:39:08.442
4	1:31.614	+10.184	20:40:40.056
5	1:22.616	+1.186	20:42:02.672
6	1:23.685	+2.255	20:43:26.357
7	<b>1:21.430</b>		20:44:47.787
8	1:21.486	+0.056	20:46:09.273
9	1:22.420	+0.990	20:47:31.693

Lap	Lap Tm	Diff	Time of Day
<b>(44) MÁRIO HUGO</b>			
1	1:30.244	+0.299	20:35:56.717

Cronometragem: MARCOS A. MANCINI - Diretor de Prova: JOCEMIR ZAMBONI

Orbits



www.mancini.esp.br







ESPORTES  
& LAZER  
SECRETARIA



CAMPO NOVO  
DO PARECIS  
PREFEITURA

13 E 14  
NOVEMBRO

MX C. N. do Parecis (Sábado)

Classificado por voltas

IMPORTADA MX4 / MX4 LIGHT

C. N. do Parecis - MT 1,000 Km

CORRIDA

13/11/2021 18:00

Corrida iniciado em 20:33:59

Pos	No.	Piloto	Categ	Voltas	Diff	M. Volta	Moto	Cidade	Equipe
1	171	PETERSON PFEIFER	MX4	10		1:15.542	KAWASAKI	SORRISO	PEDRÃO MOTOS E TENDAS
2	77	ITAMAR TADEU	MX4	10	1.393	1:16.117	YAMAHA	CACOAL	ITF MULTIMARCAS-TOMAZ MX SCHOOL
3	22	JOSÉ VAGNER	MX4 / LIGHT	10	27.781	1:18.981	HONDA	CAMPO NOVO	TORNEIRA CAMPO NOVO
4	71	WAGNER DELARICA	MX4	10	29.748	1:18.855	YAMAHA	JUARA	PORTO DE AREIA DELARICA-FAZENDA SETE F
5	111	JEREMIAS ROMERO	MX4 / LIGHT	10	30.322	1:19.197	KAWASAKI	JUARA	BORRACHARIA DO JEREBA
6	7	POLIDO GONÇALVES	LIGHT	10	1:14.837	1:21.934	SUZUKI	SAPEZAL	TORNEARIA CAMPO NOVO
7	991	LUIS SCHMITT	MX4 / LIGHT	10	1:21.573	1:23.091	KAWASAKI	PORTO DOS GAÚCHO	L S AGRO SERVIÇOS
8	574	ITAMAR PIERINI	LIGHT	10	1:22.048	1:22.848	HONDA	VILHENA	TIO ITA TRANSPORTES
9	60	DOUGLAS AMARAL	LIGHT	9	1 Volta	1:23.823	KAWASAKI	JI-PARANÁ	TEAM RACING MT-KAWASAKI-FEDERAL BURG
10	21	VITOR FERREIRA	MX4	9	1 Volta	1:18.985	KAWASAKI	SÃO MIGUEL DO GUA	CEARÁ LANCHES-TORNEARIA VIOTO-RONDO
11	85	JAY ALMEIDA	MX4	9	1 Volta	1:21.430	KAWASAKI	NOVA UBIRATÁ	JD MOTOS
12	44	MÁRIO HUGO	MX4 / LIGHT	9	1 Volta	1:29.945	YAMAHA	COMODORO	PRÁTICA VISTORIAS COMODORO E VÂRZEA I
13	52	CLÁUDIO CALCIOLARI	LIGHT	7	3 Voltas	1:32.648	KTM	SORRISO	AGROAPOIO COMÉRCIO DE INSUMOS AGRIC
14	98	EVANDRO BUCIOLI	MX4	2	8 Voltas	1:20.330	HONDA	SÃO FRANCISCO DO I	FEDERAL BURGUER-POSTOS PACATO-TALISM

Margin of Victory

Avg. Speed

Best Lap Tm

Best Speed

Best Lap by

1.393

45,426

1:15.542

47,656

171 - PETERSON PFEIFER

Cronometragem: MARCOS A. MANCINI - Diretor de Prova: JOCEMIR ZAMBONI

Orbits



www.mancini.esp.br

MOTOMUNDO

tecnology by  
MYLAPS  
SPORTS TIMING



ESPORTES  
& LAZER  
SECRETARIA



CAMPO NOVO  
DO PARECIS  
PREFEITURA

13 E 14  
NOVEMBRO

## MX C. N. do Parecis (Sábado)

JUVENIL / FEMININA

C. N. do Parecis - MT 1,000 Km

CORRIDA

13/11/2021 20:30

Corrida iniciado em 23:18:25

Lap	Lap Tm	Diff	Time of Day
<b>(406) WILLIAN SANTOS</b>			
1	1:26.192	+0.109	23:21:01.779
2	1:27.383	+1.300	23:22:29.162
3	1:27.518	+1.435	23:23:56.680
4	1:28.688	+2.605	23:25:25.368
5	1:26.221	+0.138	23:26:51.589
6	<b>1:26.083</b>		23:28:17.672
<b>(53) HIROCI ODAKURA</b>			
1	1:32.255	+0.202	23:21:18.769
2	1:32.404	+0.351	23:22:51.173
3	<b>1:32.053</b>		23:24:23.226
4	1:32.450	+0.397	23:25:55.676
5	1:32.197	+0.144	23:27:27.873
6	1:34.862	+2.809	23:29:02.735
<b>(3) TALYA MARTA</b>			
1	1:35.990	+4.778	23:21:22.027
2	1:33.283	+2.071	23:22:55.310
3	1:32.618	+1.406	23:24:27.928
4	1:33.594	+2.382	23:26:01.522
5	<b>1:31.212</b>		23:27:32.734
6	1:32.987	+1.775	23:29:05.721
<b>(111) OTAVIO ROMERO</b>			
1	1:32.758	+0.327	23:21:23.814
2	1:33.118	+0.687	23:22:56.932
3	<b>1:32.431</b>		23:24:29.363
4	1:33.414	+0.983	23:26:02.777
5	1:34.020	+1.589	23:27:36.797
6	1:35.428	+2.997	23:29:12.225
<b>(281) ANA MARIA CARAN</b>			
1	1:29.935	+0.516	23:21:25.264
2	1:36.411	+6.992	23:23:01.675
3	<b>1:29.419</b>		23:24:31.094
4	1:32.098	+2.679	23:26:03.192
5	1:41.655	+12.236	23:27:44.847
6	1:32.296	+2.877	23:29:17.143
<b>(18) MATEUS FAVALESSA</b>			
1	1:34.438	+0.985	23:21:26.362
2	<b>1:33.453</b>		23:22:59.815
3	1:35.328	+1.875	23:24:35.143
4	1:36.340	+2.887	23:26:11.483
5	1:37.770	+4.317	23:27:49.253
6	1:37.508	+4.055	23:29:26.761
<b>(7) DAY ALVES</b>			
1	1:38.131	+3.118	23:21:36.611
2	1:37.870	+2.857	23:23:14.481
3	<b>1:35.013</b>		23:24:49.494
4	1:38.527	+3.514	23:26:28.021
5	1:41.624	+6.611	23:28:09.645
6	1:42.138	+7.125	23:29:51.783
<b>(11) LUCCAS MATTOS</b>			
1	1:39.194	+1.055	23:21:38.978
2	1:39.848	+1.709	23:23:18.826
3	1:38.605	+0.466	23:24:57.431
4	<b>1:38.139</b>		23:26:35.570
5	1:41.436	+3.297	23:28:17.006
6	1:38.581	+0.442	23:29:55.587
<b>(991) KARLA SCHMITT</b>			

Lap	Lap Tm	Diff	Time of Day
1	1:41.474	+2.020	23:21:38.111
2	<b>1:39.454</b>		23:23:17.565
3	1:40.757	+1.303	23:24:58.322
4	1:43.372	+3.918	23:26:41.694
5	1:42.087	+2.633	23:28:23.781

Lap	Lap Tm	Diff	Time of Day
-----	--------	------	-------------

Cronometragem: MARCOS A. MANCINI - Diretor de Prova: JOCEMIR ZAMBONI

Orbits



www.mancini.esp.br



tecnology by  
**MYLAPS**  
SPORTS TIMING



ESPORTES  
& LAZER  
SECRETARIA



CAMPO NOVO  
DO PARECIS  
PREFEITURA

13 E 14  
NOVEMBRO

MX C. N. do Parecis (Sábado)

Classificado por voltas

JUVENIL / FEMININA

C. N. do Parecis - MT 1,000 Km

CORRIDA

13/11/2021 20:30

Corrida iniciado em 23:18:25

Pos	No.	Piloto	Categ	Voltas	Diff	M. Volta	Moto	Cidade	Equipe
1	406	WILLIAN SANTOS	JUVENIL	6		1:26.083	YAMAHA	CACOAL	WANDIR TRATORES PAI
2	53	HIROCI ODAKURA	JUVENIL	6	45.063	1:32.053	HONDA	CAMPO NOVO DO PAF	PARECIS MOTOS-ELETRICA RIBEIRO-STORE I
3	3	TALYA MARTA	FEMININA	6	48.049	1:31.212	KTM	BRASNORTE	SUNOCO AUTO CENTER
4	111	OTAVIO ROMERO	JUVENIL	6	54.553	1:32.431	HONDA	JUARA	BORRACHARIA DO JEREBA
5	281	ANA MARIA CARAN	FEMININA	6	59.471	1:29.419	YAMAHA	BARRA DO BUGRES	FAZENDA OURO PRETO
6	18	MATEUS FAVALESSA	JUVENIL	6	1:09.089	1:33.453	KTM	NOVA MUTUM	HM MOTOS-HM MULTIMARCAS-RIVIERA
7	7	DAY ALVES	FEMININA	6	1:34.111	1:35.013	SUZUKI	SAPEZAL	POLIDO PREPARAÇÕES
8	11	LUCCAS MATTOS	JUVENIL	6	1:37.915	1:38.139	KTM	NOVA MUTUM	TRANSPORTADORA TZ
9	991	KARLA SCHMITT	FEMININA	5	1 Volta	1:39.454	KAWASAKI	PORTO DOS GAÚCHO	L S AGRO SERVIÇOS

Margin of Victory

Avg. Speed

Best Lap Tm

Best Speed

Best Lap by

45.063

36,457

1:26.083

41,820

406 - WILLIAN SANTOS

Cronometragem: MARCOS A. MANCINI - Diretor de Prova: JOCEMIR ZAMBONI

Orbits



www.mancini.esp.br

MOTOMUNDO

tecnology by  
MYLAPS  
SPORTS TIMING



ESPORTES  
& LAZER  
SECRETARIA



CAMPO NOVO  
DO PARECIS  
PREFEITURA

13 E 14  
NOVEMBRO

MX C. N. do Parecis (Sábado)

Classificado por voltas

JUVENIL / FEMININA

C. N. do Parecis - MT 1,000 Km

CORRIDA

13/11/2021 20:30

Corrida iniciado em 23:18:25

Pos	No.	Piloto	Categ	Voltas	Diff	M. Volta	Moto	Cidade	Equipe
<b>FEMININA</b>									
1	3	TALYA MARTA	FEMININA	6		1:31.212	KTM	BRASNORTE	SUNOCO AUTO CENTER
2	281	ANA MARIA CARAN	FEMININA	6	11.422	1:29.419	YAMAHA	BARRA DO BUGRES	FAZENDA OURO PRETO
3	7	DAY ALVES	FEMININA	6	46.062	1:35.013	SUZUKI	SAPEZAL	POLIDO PREPARAÇÕES
4	991	KARLA SCHMITT	FEMININA	5	1 Volta	1:39.454	KAWASAKI	PORTO DOS GAÚCHO	L S AGRO SERVIÇOS
<b>JUVENIL</b>									
1	406	WILLIAN SANTOS	JUVENIL	6		1:26.083	YAMAHA	CACOAL	WANDIR TRATORES PAI
2	53	HIROCI ODAKURA	JUVENIL	6	45.063	1:32.053	HONDA	CAMPO NOVO DO PAF	PARECIS MOTOS-ELETRICA RIBEIRO-STORE I
3	111	OTAVIO ROMERO	JUVENIL	6	54.553	1:32.431	HONDA	JUARA	BORRACHARIA DO JEREBA
4	18	MATEUS FAVALESSA	JUVENIL	6	1:09.089	1:33.453	KTM	NOVA MUTUM	HM MOTOS-HM MULTIMARCAS-RIVIERA
5	11	LUCCAS MATTOS	JUVENIL	6	1:37.915	1:38.139	KTM	NOVA MUTUM	TRANSPORTADORA TZ

Margin of Victory

Avg. Speed

Best Lap Tm

Best Speed

Best Lap by

45.063

36,457

1:26.083

41,820

406 - WILLIAN SANTOS

Cronometragem: MARCOS A. MANCINI - Diretor de Prova: JOCEMIR ZAMBONI

Orbits



www.mancini.esp.br

MOTOMUNDO

tecnology by  
**MYLAPS**  
SPORTS TIMING



ESPORTES  
& LAZER  
SECRETARIA



CAMPO NOVO  
DO PARECIS  
PREFEITURA

13 E 14  
NOVEMBRO

## MX C. N. do Parecis (Sábado)

MIRIM

C. N. do Parecis - MT 1,000 Km

CORRIDA

13/11/2021 19:30

Corrida iniciado em 22:24:06

Lap	Lap Tm	Diff	Time of Day
<b>(105) GUILHERME CAMPOS</b>			
1	1:51.238	+9.754	22:26:26.258
2	1:44.346	+2.862	22:28:10.604
3	1:46.539	+5.055	22:29:57.143
4	<b>1:41.484</b>		22:31:38.627
5	1:42.504	+1.020	22:33:21.131
6	1:41.811	+0.327	22:35:02.942

<b>(171) FRANCESCO MARIOTTI</b>			
1	1:48.785	+6.404	22:26:25.023
2	1:44.660	+2.279	22:28:09.683
3	1:46.279	+3.898	22:29:55.962
4	1:43.398	+1.017	22:31:39.360
5	<b>1:42.381</b>		22:33:21.741
6	1:44.997	+2.616	22:35:06.738

<b>(118) KAIKE</b>			
1	1:50.302	+3.519	22:26:26.992
2	<b>1:46.783</b>		22:28:13.775
3	1:49.371	+2.588	22:30:03.146
4	1:49.095	+2.312	22:31:52.241
5	1:54.152	+7.369	22:33:46.393
6	2:03.910	+17.127	22:35:50.303

<b>(712) JOAO VITOR</b>			
1	2:02.233	+4.901	22:27:07.296
2	1:59.343	+2.011	22:29:06.639
3	1:58.175	+0.843	22:31:04.814
4	2:04.187	+6.855	22:33:09.001
5	<b>1:57.332</b>		22:35:06.333

<b>(20) LUCAS PIETRO</b>			
1	2:14.366	+13.110	22:26:58.779
2	2:07.222	+5.966	22:29:06.001
3	2:04.016	+2.760	22:31:10.017
4	2:06.442	+5.186	22:33:16.459
5	<b>2:01.256</b>		22:35:17.715

<b>(123) DAVI PERONDI</b>			
1	2:21.726	+22.342	22:27:04.402
2	2:09.628	+10.244	22:29:14.030
3	2:05.913	+6.529	22:31:19.943
4	2:03.503	+4.119	22:33:23.446
5	<b>1:59.384</b>		22:35:22.830

<b>(21) ALICE BACH</b>			
1	2:31.259	+2.575	22:27:24.393
2	<b>2:28.684</b>		22:29:53.077
3	2:29.857	+1.173	22:32:22.934
4	2:30.036	+1.352	22:34:52.970
5	2:34.893	+6.209	22:37:27.863

<b>(33) ALBIERI OLIMPIO</b>			
1	2:39.999	+15.154	22:27:31.855
2	2:58.388	+33.543	22:30:30.243
3	2:33.388	+8.543	22:33:03.631
4	<b>2:24.845</b>		22:35:28.476

<b>(17) LUIZA OLIVEIRA</b>			
1	2:53.077	+9.429	22:27:46.062
2	3:02.920	+19.272	22:30:48.982
3	<b>2:43.648</b>		22:33:32.630
4	2:48.742	+5.094	22:36:21.372

<b>(18) LORENZO</b>			
---------------------	--	--	--

Lap	Lap Tm	Diff	Time of Day
1	3:00.297	+14.831	22:27:52.172
2	3:00.778	+15.312	22:30:52.950
3	2:52.681	+7.215	22:33:45.631
4	<b>2:45.466</b>		22:36:31.097

Lap	Lap Tm	Diff	Time of Day
-----	--------	------	-------------

Cronometragem: MARCOS A. MANCINI - Diretor de Prova: JOCEMIR ZAMBONI

Orbits



www.mancini.esp.br



tecnology by  
**MYLAPS**  
SPORTS TIMING





ESPORTES  
& LAZER  
SECRETARIA



CAMPO NOVO  
DO PARECIS  
PREFEITURA

13 E 14  
NOVEMBRO

MX C. N. do Parecis (Sábado)

Classificado por voltas

MIRIM

C. N. do Parecis - MT 1,000 Km

CORRIDA

13/11/2021 19:30

Corrida iniciado em 22:24:06

Pos	No.	Piloto	Categ	Voltas	Diff	M. Volta	Moto	Cidade	Equipe
1	105	GUILHERME CAMPOS	MIRIM	6		1:41.484	KTM	SORRISO	FAZENDA RENASCER-CHICÃO ESCOLA DE MO
2	171	FRANCESCO MARIOTTI	MIRIM	6	3.796	1:42.381	KTM	CAMPOS DE JULIO	JACSON MARIOTTI
3	118	KAIKE	MIRIM	6	47.361	1:46.783	KTM	NOVA MUTUM	
4	712	JOAO VITOR	MIRIM	5	1 Volta	1:57.332	KAWASAKI	CONQUISTA DOESTE	RL MOTOS-MOTO CLUBE CONQUISTA CROSS
5	20	LUCAS PIETRO	MIRIM	5	1 Volta	2:01.256	KAWASAKI	CAMPO NOVO DOS PA	LP PINTURA-AGROTRUIFO-CASA COR TINTAS
6	123	DAVI PERONDI	MIRIM	5	1 Volta	1:59.384	KTM	VILHENA	COYOTS MOTOS
7	21	ALICE BACH	MIRIM	5	1 Volta	2:28.684	KTM	CAMPO NOVO DO PAF	CASTELINI-MACCEL-REAL AUTO POSTO-LUBR
8	33	ALBIERI OLIMPIO	MIRIM	4	2 Voltas	2:24.845	YAMAHA	CAMPO NOVO DO PAF	RESIDÊNCIAL ABIERI
9	17	LUIZA OLIVEIRA	MIRIM	4	2 Voltas	2:43.648	HONDA	SAPEZAL	FABRICIA CÍLIOS E SOMBRANCELHAS
10	18	LORENZO	MIRIM	4	2 Voltas	2:45.466	KTM	BRASNORTE	IMPERIO ADESIVOS
11	222	ICARO VAZ	MIRIM	4	6 Voltas		KTM	BRASNORTE	MCAR FUNILARIA E PINTURA

Margin of Victory

Avg. Speed

Best Lap Tm

Best Speed

Best Lap by

3.796

32,917

1:41.484

35,474

105 - GUILHERME CAMPOS

Cronometragem: MARCOS A. MANCINI - Diretor de Prova: JOCEMIR ZAMBONI

Orbits



www.mancini.esp.br

MOTOMUNDO

tecnology by  
MYLAPS  
SPORTS TIMING



ESPORTES  
& LAZER  
SECRETARIA



CAMPO NOVO  
DO PARECIS  
PREFEITURA

13 E 14  
NOVEMBRO

MX C. N. do Parecis (Sábado)

NACIONAL FORÇA LIVRE / OPEN 35

C. N. do Parecis - MT 1,000 Km

CORRIDA

13/11/2021 17:00

Corrida iniciado em 19:17:18

Lap	Lap Tm	Diff	Time of Day
<b>(22) EDMAR LOYLA</b>			
1	1:21.629	+4.676	19:19:02.183
2	1:20.579	+3.626	19:20:22.762
3	1:18.914	+1.961	19:21:41.676
4	1:18.795	+1.842	19:23:00.471
5	1:17.949	+0.996	19:24:18.420
6	1:17.568	+0.615	19:25:35.988
7	1:17.633	+0.680	19:26:53.621
8	1:17.083	+0.130	19:28:10.704
9	1:17.187	+0.234	19:29:27.891
10	<b>1:16.953</b>		19:30:44.844
11	1:17.278	+0.325	19:32:02.122

Lap	Lap Tm	Diff	Time of Day
<b>(17) THIAGO MACHADO</b>			
1	1:19.211	+2.699	19:19:05.612
2	1:19.797	+3.285	19:20:25.409
3	1:18.981	+2.469	19:21:44.390
4	1:18.590	+2.078	19:23:02.980
5	<b>1:16.512</b>		19:24:19.492
6	1:17.632	+1.120	19:25:37.124
7	1:17.385	+0.873	19:26:54.509
8	1:17.091	+0.579	19:28:11.600
9	1:17.934	+1.422	19:29:29.534
10	1:16.627	+0.115	19:30:46.161
11	1:20.759	+4.247	19:32:06.920

Lap	Lap Tm	Diff	Time of Day
<b>(7) AGNALDO SIMÕES</b>			
1	1:21.465	+0.069	19:19:02.765
2	1:21.874	+0.478	19:20:24.639
3	<b>1:21.396</b>		19:21:46.035
4	1:21.509	+0.113	19:23:07.544
5	1:21.561	+0.165	19:24:29.105
6	1:24.697	+3.301	19:25:53.802
7	1:25.631	+4.235	19:27:19.433
8	1:23.528	+2.132	19:28:42.961
9	1:25.299	+3.903	19:30:08.260
10	1:24.244	+2.848	19:31:32.504
11	1:28.860	+7.464	19:33:01.364

Lap	Lap Tm	Diff	Time of Day
<b>(27) EDIPO FRANGO</b>			
1	<b>1:22.680</b>		19:19:04.350
2	1:23.147	+0.467	19:20:27.497
3	1:23.870	+1.190	19:21:51.367
4	1:23.857	+1.177	19:23:15.224
5	1:23.652	+0.972	19:24:38.876
6	1:26.375	+3.695	19:26:05.251
7	1:26.194	+3.514	19:27:31.445
8	1:24.219	+1.539	19:28:55.664
9	1:23.896	+1.216	19:30:19.560
10	1:24.378	+1.698	19:31:43.938
11	1:24.153	+1.473	19:33:08.091

Lap	Lap Tm	Diff	Time of Day
<b>(371) DEVAIR LOPES</b>			
1	1:23.980	+2.125	19:19:12.765
2	1:25.388	+3.533	19:20:38.153
3	<b>1:21.855</b>		19:22:00.008
4	1:27.432	+5.577	19:23:27.440
5	1:24.475	+2.620	19:24:51.915
6	1:24.068	+2.213	19:26:15.983
7	1:22.763	+0.908	19:27:38.746
8	1:22.641	+0.786	19:29:01.387
9	1:23.156	+1.301	19:30:24.543
10	1:23.391	+1.536	19:31:47.934
11	1:21.880	+0.025	19:33:09.814

Lap	Lap Tm	Diff	Time of Day
<b>(260) DECHARLES RECH</b>			
1	1:26.455	+2.299	19:19:09.625
2	1:24.928	+0.772	19:20:34.553
3	1:24.654	+0.498	19:21:59.207
4	1:24.883	+0.727	19:23:24.090
5	<b>1:24.156</b>		19:24:48.246
6	1:24.444	+0.288	19:26:12.690
7	1:24.277	+0.121	19:27:36.967
8	1:25.314	+1.158	19:29:02.281
9	1:24.397	+0.241	19:30:26.678
10	1:24.757	+0.601	19:31:51.435
11	1:24.525	+0.369	19:33:15.960

Lap	Lap Tm	Diff	Time of Day
<b>(77) ITAMAR TADEU</b>			
1	1:26.179	+3.963	19:19:08.680
2	1:24.584	+2.368	19:20:33.264
3	1:27.337	+5.121	19:22:00.601
4	1:27.388	+5.172	19:23:27.989
5	1:25.616	+3.400	19:24:53.605
6	1:25.264	+3.048	19:26:18.869
7	1:23.841	+1.625	19:27:42.710
8	1:23.552	+1.336	19:29:06.262
9	1:23.098	+0.882	19:30:29.360
10	<b>1:22.216</b>		19:31:51.576
11	1:25.585	+3.369	19:33:17.161

Lap	Lap Tm	Diff	Time of Day
<b>(9) AVINER GOMES</b>			
1	1:28.305	+4.085	19:19:14.070
2	1:26.510	+2.290	19:20:40.580
3	1:25.902	+1.682	19:22:06.482
4	1:25.547	+1.327	19:23:32.029
5	<b>1:24.220</b>		19:24:56.249
6	1:24.672	+0.452	19:26:20.921
7	1:26.597	+2.377	19:27:47.518
8	1:25.301	+1.081	19:29:12.819
9	1:25.786	+1.566	19:30:38.605
10	1:28.486	+4.266	19:32:07.091

Lap	Lap Tm	Diff	Time of Day
<b>(284) OSMAIR DIAS</b>			
1	1:27.735	+2.775	19:19:11.997
2	<b>1:24.960</b>		19:20:36.957
3	1:25.949	+0.989	19:22:02.906
4	1:26.434	+1.474	19:23:29.340
5	1:39.976	+15.016	19:25:09.316
6	1:27.431	+2.471	19:26:36.747
7	1:26.247	+1.287	19:28:02.994
8	1:27.507	+2.547	19:29:30.501
9	1:26.254	+1.294	19:30:56.755
10	1:26.547	+1.587	19:32:23.302

Lap	Lap Tm	Diff	Time of Day
<b>(85) JAY ALMEIDA</b>			
1	1:32.445	+6.882	19:19:19.087
2	1:28.364	+2.801	19:20:47.451
3	1:29.208	+3.645	19:22:16.659
4	1:27.365	+1.802	19:23:44.024
5	1:28.034	+2.471	19:25:12.058
6	1:26.954	+1.391	19:26:39.012
7	1:25.717	+0.154	19:28:04.729
8	1:27.834	+2.271	19:29:32.563
9	1:25.726	+0.163	19:30:58.289
10	<b>1:25.563</b>		19:32:23.852

Lap	Lap Tm	Diff	Time of Day
<b>(16) WELLINGTON SILVA</b>			
1	2:15.275	+49.356	19:19:58.498
2	1:27.929	+2.010	19:21:26.427
3	1:26.344	+0.425	19:22:52.771

Cronometragem: MARCOS A. MANCINI - Diretor de Prova: JOCEMIR ZAMBONI

Orbits



www.mancini.esp.br





ESPORTES  
& LAZER  
SECRETARIA



CAMPO NOVO  
DO PARECIS  
PREFEITURA

13 E 14  
NOVEMBRO

MX C. N. do Parecis (Sábado)

Classificado por voltas

NACIONAL FORÇA LIVRE / OPEN 35

C. N. do Parecis - MT 1,000 Km

CORRIDA

13/11/2021 17:00

Corrida iniciado em 19:17:18

Pos	No.	Piloto	Categ	Voltas	Diff	M. Volta	Moto	Cidade	Equipe
1	22	EDMAR LOYLA	FL/OP35	11		1:16.953	HONDA	SORRISO	FAZENDA RENASCER RENATÃO-ARMAZÉNS BI
2	17	THIAGO MACHADO	FL	11	4.798	1:16.512	HONDA	SAPEZAL	SUPER MOTOS-NUTELLA RACING
3	7	AGNALDO SIMÕES	FL/OP35	11	59.242	1:21.396	HONDA	CONQUISTA D'OESTE	RL MOTOS-MOTO CLUBE CONQUISTA CROSS
4	27	EDIPO FRANGO	FL/OP35	11	1:05.969	1:22.680	HONDA	JUINA	FRANGO MOTOS-VISUAL ENVELOPAMENTO
5	371	DEVAIR LOPES	FL/OP35	11	1:07.692	1:21.855	HONDA	BARRA DO BUGRES	
6	260	DECHARLLES RECH	FL	11	1:13.838	1:24.156	HONDA	LUCAS DO RIO VERDI	IDEAL CALHAS
7	77	ITAMAR TADEU	FL/OP35	11	1:15.039	1:22.216	HONDA	CACOAL	ITF MULTIMARCAS-TOMAZ MX SCHOOL
8	9	AVINER GOMES	FL	10	1 Volta	1:24.220	HONDA	CAMPO NOVO DO PAF	SÍTIO RIO BRILHANTE BRASNORTE
9	284	OSMAIR DIAS	OP35	10	1 Volta	1:24.960	HONDA	BARRA DO BUGRES	GRUPO MF-FAZENDO PORTAL BARRA
10	85	JAY ALMEIDA	FL/OP35	10	1 Volta	1:25.563	HONDA	NOVA UBIRATÁ	JD MOTOS
11	16	WELLINGTON SILVA	FL	10	1 Volta	1:25.919	HONDA	SAPEZAL	ARTEC CLIMATIZAÇÃO
12	4	SCHULLER REIS	OP35	8	3 Voltas	1:25.503	HONDA	SÃO JOSÉ DOS QUATI	

Margin of Victory

Avg. Speed

Best Lap Tm

Best Speed

Best Lap by

4.798

44,811

1:16.512

47,051

17 - THIAGO MACHADO

Cronometragem: MARCOS A. MANCINI - Diretor de Prova: JOCEMIR ZAMBONI

Orbits



www.mancini.esp.br

MOTOMUNDO

tecnology by  
MYLAPS  
SPORTS TIMING



ESPORTES  
& LAZER  
SECRETARIA



CAMPO NOVO  
DO PARECIS  
PREFEITURA

13 E 14  
NOVEMBRO

MX C. N. do Parecis (Sábado)


NACIONAL INICIANTES

C. N. do Parecis - MT 1,000 Km

CORRIDA

13/11/2021 21:30

Corrida iniciado em 23:43:20



Lap	Lap Tm	Diff	Time of Day
<b>(27) EDIPO FRANGO</b>			
1	1:20.582	+0.302	23:45:05.730
2	1:26.262	+5.982	23:46:31.992
3	1:23.692	+3.412	23:47:55.684
4	1:21.828	+1.548	23:49:17.512
5	<b>1:20.280</b>		23:50:37.792
6	1:22.782	+2.502	23:52:00.574
7	1:21.594	+1.314	23:53:22.168
8	1:22.506	+2.226	23:54:44.674
9	1:23.871	+3.591	23:56:08.545

Lap	Lap Tm	Diff	Time of Day
<b>(6) UALISON MACHADO</b>			
1	1:22.987	+1.200	23:45:06.217
2	1:25.317	+3.530	23:46:31.534
3	1:24.669	+2.882	23:47:56.203
4	1:22.132	+0.345	23:49:18.335
5	<b>1:21.787</b>		23:50:40.122
6	1:22.411	+0.624	23:52:02.533
7	1:23.267	+1.480	23:53:25.800
8	1:22.026	+0.239	23:54:47.826
9	1:22.161	+0.374	23:56:09.987

Lap	Lap Tm	Diff	Time of Day
<b>(2) WELITON CARVALHO</b>			
1	1:20.993	+0.328	23:45:04.816
2	1:26.027	+5.362	23:46:30.843
3	1:24.021	+3.356	23:47:54.864
4	1:21.483	+0.818	23:49:16.347
5	1:29.496	+8.831	23:50:45.843
6	1:21.539	+0.874	23:52:07.382
7	1:21.221	+0.556	23:53:28.603
8	<b>1:20.665</b>		23:54:49.268
9	1:22.264	+1.599	23:56:11.532

Lap	Lap Tm	Diff	Time of Day
<b>(15) ERIKE TORTOLA</b>			
1	1:24.966	+2.921	23:45:09.976
2	1:26.146	+4.101	23:46:36.122
3	1:23.627	+1.582	23:47:59.749
4	<b>1:22.045</b>		23:49:21.794
5	1:22.118	+0.073	23:50:43.912
6	1:22.341	+0.296	23:52:06.253
7	1:23.504	+1.459	23:53:29.757
8	1:22.784	+0.739	23:54:52.541
9	1:23.076	+1.031	23:56:15.617

Lap	Lap Tm	Diff	Time of Day
<b>(119) LUAN FELIPE</b>			
1	1:23.727	+0.964	23:45:08.060
2	1:25.981	+3.218	23:46:34.041
3	1:23.809	+1.046	23:47:57.850
4	1:23.011	+0.248	23:49:20.861
5	1:23.375	+0.612	23:50:44.236
6	<b>1:22.763</b>		23:52:06.999
7	1:24.079	+1.316	23:53:31.078
8	1:24.053	+1.290	23:54:55.131
9	1:22.849	+0.086	23:56:17.980

Lap	Lap Tm	Diff	Time of Day
<b>(16) WELLINGTON SILVA</b>			
1	1:25.218	+3.936	23:45:11.821
2	1:26.763	+5.481	23:46:38.584
3	1:24.929	+3.647	23:48:03.513
4	1:22.778	+1.496	23:49:26.291
5	1:23.106	+1.824	23:50:49.397
6	1:22.351	+1.069	23:52:11.748
7	1:23.407	+2.125	23:53:35.155
8	1:22.437	+1.155	23:54:57.592
9	<b>1:21.282</b>		23:56:18.874

Lap	Lap Tm	Diff	Time of Day
<b>(260) DECHARLLESW RECH</b>			
1	1:26.336	+4.799	23:45:12.428
2	1:28.854	+7.317	23:46:41.282
3	1:25.427	+3.890	23:48:06.709
4	1:25.202	+3.665	23:49:31.911
5	1:24.125	+2.588	23:50:56.036
6	<b>1:21.537</b>		23:52:17.573
7	1:22.428	+0.891	23:53:40.001
8	1:22.103	+0.566	23:55:02.104
9	1:23.596	+2.059	23:56:25.700

Lap	Lap Tm	Diff	Time of Day
<b>(284) VANTUIR RODRIGUES</b>			
1	1:24.812	+3.473	23:45:10.262
2	1:27.193	+5.854	23:46:37.455
3	1:25.045	+3.706	23:48:02.500
4	1:22.081	+0.742	23:49:24.581
5	1:22.291	+0.952	23:50:46.872
6	1:22.051	+0.712	23:52:08.923
7	1:22.740	+1.401	23:53:31.663
8	1:33.759	+12.420	23:55:05.422
9	<b>1:21.339</b>		23:56:26.761

Lap	Lap Tm	Diff	Time of Day
<b>(9) AVINER GOMES</b>			
1	1:27.885	+5.425	23:45:15.255
2	1:26.380	+3.920	23:46:41.635
3	1:26.644	+4.184	23:48:08.279
4	1:24.678	+2.218	23:49:32.957
5	1:23.813	+1.353	23:50:56.770
6	<b>1:22.460</b>		23:52:19.230
7	1:24.093	+1.633	23:53:43.323
8	1:28.157	+5.697	23:55:11.480
9	1:27.623	+5.163	23:56:39.103

Lap	Lap Tm	Diff	Time of Day
<b>(25) LUIS GERHARDT</b>			
1	<b>1:29.400</b>		23:45:18.079
2	1:40.224	+10.824	23:46:58.303
3	1:31.961	+2.561	23:48:30.264
4	1:31.859	+2.459	23:50:02.123
5	1:30.192	+0.792	23:51:32.315
6	1:29.888	+0.488	23:53:02.203
7	1:29.473	+0.073	23:54:31.676
8	1:31.001	+1.601	23:56:02.677
9	1:35.242	+5.842	23:57:37.919

Lap	Lap Tm	Diff	Time of Day
<b>(125) GUGA</b>			
1	1:27.982	+3.021	23:45:14.278
2	1:26.388	+1.427	23:46:40.666
3	<b>1:24.961</b>		23:48:05.627

Cronometragem: MARCOS A. MANCINI - Diretor de Prova: JOCEMIR ZAMBONI

Orbits



www.mancini.esp.br





ESPORTES  
& LAZER  
SECRETARIA



CAMPO NOVO  
DO PARECIS  
PREFEITURA

**13 E 14**  
**NOVEMBRO**

MX C. N. do Parecis (Sábado)

**Classificado por voltas**

NACIONAL INICIANTES

C. N. do Parecis - MT 1,000 Km

CORRIDA

13/11/2021 21:30

Corrida iniciado em 23:43:20

Pos	No.	Piloto	Categ	Voltas	Diff	M. Volta	Moto	Cidade	Equipe
1	27	<b>EDIPO FRANGO</b>	NAC INICIANTES	9		1:20.280	HONDA	JUINA	FRANGO MOTOS-VISUAL ENVELOPAMENTO
2	6	<b>UALISON MACHADO</b>	NAC INICIANTES	9	<b>1.442</b>	1:21.787	HONDA	SÃO MIGUEL DO GUA	
3	2	<b>WELITON CARVALHO</b>	NAC INICIANTES	9	<b>2.987</b>	1:20.665	HONDA	MIRASSOL D'OESTE	TRANSPORTADORA FORTALEZA-RIBEIRO VEÍ
4	15	<b>ERIKE TORTOLA</b>	NAC INICIANTES	9	<b>7.072</b>	1:22.045	HONDA	CAMPO NOVO DO PAF	
5	119	<b>LUAN FELIPE</b>	NAC INICIANTES	9	<b>9.435</b>	1:22.763	HONDA	DIAMANTINO	SUPERMERCADO REAL-DHEMIS REZENDE-EX
6	16	<b>WELLINGTON SILVA</b>	NAC INICIANTES	9	<b>10.329</b>	1:21.282	HONDA	SAPEZAL	ARTEC CLIMATIZAÇÃO-NUTELA RACING
7	260	<b>DECHARLESW RECH</b>	NAC INICIANTES	9	<b>17.155</b>	1:21.537	HONDA	LUCAS DO RIO VERDI	IDEAL CALHAS
8	284	<b>VANTUIR RODRIGUES</b>	NAC INICIANTES	9	<b>18.216</b>	1:21.339	HONDA	BARRA DO BUGRES	BARRA SERRALHERIA
9	9	<b>AVINER GOMES</b>	NAC INICIANTES	9	<b>30.558</b>	1:22.460	HONDA	CAMPO NOVO DO PAF	SÍTIO RIO BRILHANTE
10	25	<b>LUIS GERHARDT</b>	NAC INICIANTES	9	<b>1:29.374</b>	1:29.400	HONDA	CAMPO NOVO DO PAF	
11	125	<b>GUGA</b>	NAC INICIANTES	3	<b>6 Voltas</b>	1:24.961	HONDA	DIAMANTINO	FAZENDA BONANZA
12	26	<b>EDUARDO VASCONCEL</b>	NAC INICIANTES		<b>9 Voltas</b>		HONDA	BRASNORTE	EV PERSONAL TRAINER
13	45	<b>ODAIR COSTA</b>	NAC INICIANTES		<b>9 Voltas</b>		HONDA	JUÍNA	STAR MOTOS JUÍNA
14	7	<b>MARCOS MEDEIROS</b>	NAC INICIANTES		<b>9 Voltas</b>		HONDA	'CONQUISTA D''OES'	RL MOTOS-MOTO CLUBE CONQUISTA CROSS

Margin of Victory

Avg. Speed

Best Lap Tm

Best Speed

Best Lap by

1.442

42,200

1:20.280

44,843

27 - EDIPO FRANGO

Cronometragem: MARCOS A. MANCINI - Diretor de Prova: JOCEMIR ZAMBONI

Orbits



www.mancini.esp.br

MOTOMUNDO

tecnology by  
**MYLAPS**  
SPORTS TIMING





ESPORTES  
& LAZER  
SECRETARIA



CAMPO NOVO  
DO PARECIS  
PREFEITURA

13 E 14  
NOVEMBRO

## MX C. N. do Parecis (Sábado)

PRATA DA CASA

C. N. do Parecis - MT, 1,000 Km

CORRIDA

13/11/2021 17:30

Corrida iniciado em 19:58:34

Lap Lap Tm Diff Time of Day

(26) CÁSSIO LORENZETTI

1	1:24.693	+1.386	20:00:22.417
2	1:24.490	+1.183	20:01:46.907
3	<b>1:23.307</b>		20:03:10.214
4	1:24.354	+1.047	20:04:34.568
5	1:24.199	+0.892	20:05:58.767
6	1:27.082	+3.775	20:07:25.849
7	1:27.423	+4.116	20:08:53.272
8	1:25.164	+1.857	20:10:18.436

(15) ERIKE TORTOLA

1	1:25.713	+2.804	20:00:24.481
2	1:24.343	+1.434	20:01:48.824
3	<b>1:22.909</b>		20:03:11.733
4	1:24.950	+2.041	20:04:36.683
5	1:25.865	+2.956	20:06:02.548
6	1:26.473	+3.564	20:07:29.021
7	1:25.644	+2.735	20:08:54.665
8	1:25.909	+3.000	20:10:20.574

(199) MASSAROLI

1	1:28.971	+5.693	20:00:28.499
2	1:24.514	+1.236	20:01:53.013
3	1:23.827	+0.549	20:03:16.840
4	<b>1:23.278</b>		20:04:40.118
5	1:24.067	+0.789	20:06:04.185
6	1:26.260	+2.982	20:07:30.445
7	1:25.099	+1.821	20:08:55.544
8	1:26.097	+2.819	20:10:21.641

(357) RAYLVS ARAUJO

1	1:26.970	+3.142	20:00:25.917
2	1:24.492	+0.664	20:01:50.409
3	<b>1:23.828</b>		20:03:14.237
4	1:24.481	+0.653	20:04:38.718
5	1:24.680	+0.852	20:06:03.398
6	1:26.295	+2.467	20:07:29.693
7	1:26.789	+2.961	20:08:56.482
8	1:26.584	+2.756	20:10:23.066

(7) MARCOS MEDEIROS

1	1:30.703	+5.981	20:00:31.224
2	1:27.293	+2.571	20:01:58.517
3	1:25.522	+0.800	20:03:24.039
4	1:25.694	+0.972	20:04:49.733
5	1:25.236	+0.514	20:06:14.969
6	1:25.688	+0.966	20:07:40.657
7	<b>1:24.722</b>		20:09:05.379
8	1:25.184	+0.462	20:10:30.563

(3) TIAGO CHAGAS

1	1:31.923	+7.109	20:00:30.288
2	1:27.616	+2.802	20:01:57.904
3	<b>1:24.814</b>		20:03:22.718
4	1:26.251	+1.437	20:04:48.969
5	1:27.129	+2.315	20:06:16.098
6	1:27.057	+2.243	20:07:43.155
7	1:26.245	+1.431	20:09:09.400
8	1:27.105	+2.291	20:10:36.505

(48) ROMENIO SILVA

1	1:28.354	+3.900	20:00:32.078
2	1:41.575	+17.121	20:02:13.653
3	<b>1:24.454</b>		20:03:38.107
4	1:24.773	+0.319	20:05:02.880

Lap Lap Tm Diff Time of Day

(29) LUCAS GALLI

1	1:34.949	+10.705	20:00:36.662
2	1:28.316	+4.072	20:02:04.978
3	1:25.554	+1.310	20:03:30.532
4	<b>1:24.244</b>		20:04:54.776
5	1:24.862	+0.618	20:06:19.638
6	2:03.665	+39.421	20:08:23.303
7	1:27.941	+3.697	20:09:51.244
8	1:28.433	+4.189	20:11:19.677

(111) IGOR SCOBAR

1	1:36.089	+7.369	20:00:39.806
2	1:33.133	+4.413	20:02:12.939
3	<b>1:28.720</b>		20:03:41.659
4	1:32.900	+4.180	20:05:14.559
5	1:33.135	+4.415	20:06:47.694
6	1:32.992	+4.272	20:08:20.686
7	1:29.891	+1.171	20:09:50.577
8	1:31.997	+3.277	20:11:22.574

(53) HIROCI ODAKURA

1	1:39.076	+8.018	20:00:43.767
2	1:34.459	+3.401	20:02:18.226
3	1:31.977	+0.919	20:03:50.203
4	1:31.204	+0.146	20:05:21.407
5	1:31.648	+0.590	20:06:53.055
6	1:33.363	+2.305	20:08:26.418
7	1:31.520	+0.462	20:09:57.938
8	<b>1:31.058</b>		20:11:28.996

(17) PATRICK WESLEY

1	1:36.906	+4.251	20:00:41.964
2	<b>1:32.655</b>		20:02:14.619
3	1:33.480	+0.825	20:03:48.099
4	1:35.006	+2.351	20:05:23.105
5	1:38.262	+5.607	20:07:01.367
6	1:37.614	+4.959	20:08:38.981
7	1:35.652	+2.997	20:10:14.633
8	1:38.336	+5.681	20:11:52.969

(999) GIOVANE DAL BEM

1	1:38.186	+3.499	20:00:35.749
2	<b>1:34.687</b>		20:02:10.436
3	1:48.304	+13.617	20:03:58.740
4	1:38.099	+3.412	20:05:36.839
5	1:36.551	+1.864	20:07:13.390
6	1:39.693	+5.006	20:08:53.083
7	1:39.595	+4.908	20:10:32.678

(85) ANDER ANDRÉ

1	2:08.148	+34.925	20:01:08.311
2	1:36.294	+3.071	20:02:44.605
3	<b>1:33.223</b>		20:04:17.828
4	1:34.037	+0.814	20:05:51.865
5	1:35.545	+2.322	20:07:27.410
6	1:36.827	+3.604	20:09:04.237
7	1:38.067	+4.844	20:10:42.304

(6) RODRIGO MARTINS

1	<b>1:38.397</b>		20:00:40.914
2	1:42.416	+4.019	20:02:23.330

Lap Lap Tm Diff Time of Day

(2) SERGIO IGLIKOVSKI

1	1:40.390	+2.405	20:00:43.690
2	1:39.252	+1.267	20:02:22.942
3	<b>1:37.985</b>		20:04:00.927
4	1:40.422	+2.437	20:05:41.349
5	1:53.483	+15.498	20:07:34.832
6	1:56.448	+18.463	20:09:31.280
7	1:40.458	+2.473	20:11:11.738

(91) ALAN MARCHEZI

1	1:28.606	+4.246	20:00:29.909
2	1:27.665	+3.305	20:01:57.574
3	1:26.073	+1.713	20:03:23.647
4	1:25.456	+1.096	20:04:49.103
5	<b>1:24.360</b>		20:06:13.463
6	3:40.646	+2:16.286	20:09:54.109
7	1:40.787	+16.427	20:11:34.896

(222) NICOLAS HOFFMAM

1	1:32.113	+2.434	20:00:29.277
2	1:32.295	+2.616	20:02:01.572
3	1:30.504	+0.825	20:03:32.076
4	<b>1:29.679</b>		20:05:01.755
5	7:36.615	+6:06.936	20:12:38.370

(25) LUIS GERHARDT

1	1:32.448	+4.256	20:00:37.639
2	<b>1:28.192</b>		20:02:05.831
3	1:29.633	+1.441	20:03:35.464
4	1:28.752	+0.560	20:05:04.216

(87) CARLOS ALEXANDRE

1	<b>1:31.309</b>		20:00:27.498
2	1:33.437	+2.128	20:02:00.935
3	3:25.917	+1:54.608	20:05:26.852
4	4:05.479	+2:34.170	20:09:32.331

Cronometragem: MARCOS A. MANCINI - Diretor de Prova: JOCEMIR ZAMBONI

Orbits



www.mancini.esp.br



technology by  
MYLAPS  
SPORTS TIMING



ESPORTES  
& LAZER  
SECRETARIA



CAMPO NOVO  
DO PARECIS  
PREFEITURA

13 E 14  
NOVEMBRO

MX C. N. do Parecis (Sábado)

Classificado por voltas

PRATA DA CASA

C. N. do Parecis - MT 1,000 Km

CORRIDA

13/11/2021 17:30

Corrida iniciado em 19:58:34

Pos	No.	Piloto	Categ	Voltas	Diff	M. Volta	Moto	Cidade	Equipe
1	26	CÁSSIO LORENZETTI	PRATA	8		1:23.307	HONDA	TANGARÁ DA SERRA	123 SOLAR TANGARÁ
2	15	ERIKE TORTOLA	PRATA	8	2.138	1:22.909	HONDA	CAMPO NOVO DO PAF	
3	199	MASSAROLI	PRATA	8	3.205	1:23.278	YAMAHA	SAPEZAL	AGROPECUARI MASSAROLI
4	357	RAYLYS ARAUJO	PRATA	8	4.630	1:23.828	HONDA	COMODORO	MOTOSHOW-START SOUND
5	7	MARCOS MEDEIROS	PRATA	8	12.127	1:24.722	HONDA	CONQUISTA DO OEST	
6	3	TIAGO CHAGAS	PRATA	8	18.069	1:24.814	HONDA	BRASNORTE	IMPERIO ADESIVOS
7	48	ROMENIO SILVA	PRATA	8	35.473	1:24.454	HONDA	SAPEZAL	
8	29	LUCAS GALLI	PRATA	8	1:01.241	1:24.244	HONDA	TANGARÁ DA SERRA	GOSTARIA
9	111	IGOR SCOBAR	PRATA	8	1:04.138	1:28.720	HONDA	CAMPOS DE JULIO	
10	53	HIROCI ODAKURA	PRATA	8	1:10.560	1:31.058	HONDA	CAMPO NOVO DO PAF	PARECIS MOTOS-ELETRICA RIBEIRO
11	17	PATRICK WESLEY	PRATA	8	1:34.533	1:32.655	HONDA	SAPEZAL	PRINCESA VEÍCULOS
12	999	GIOVANE DAL BEM	PRATA	7	1 Volta	1:34.687	HONDA	CAMPO NOVO DO PAF	FAZENDA CAMPO GRANDE-H2S TRANSPORTA
13	85	ANDER ANDRÉ	PRATA	7	1 Volta	1:33.223	HONDA	CAMPO NOVO DO PAF	JR PATRICK-CNP AUTOMÓVEIS-STAR PLACAS
14	6	RODRIGO MARTINS	PRATA	7	1 Volta	1:38.397	HONDA	BRASNORTE	SUPER MOTOS
15	2	SERGIO IGLIKOVSKI	PRATA	7	1 Volta	1:37.985	HONDA	CAMPO NOVO DO PAF	CLÍNICA AUTOMOTIVA CAPANEMA-GUSTAVO
16	91	ALAN MARCHEZI	PRATA	7	1 Volta	1:24.360	HONDA	JUARA	COMAGRAN
17	222	NICOLAS HOFFMAM	PRATA	5	3 Voltas	1:29.679	HONDA	BRASNORTE	
18	25	LUIS GERHARDT	PRATA	4	4 Voltas	1:28.192	HONDA	CAMPO NOVO DO PAF	
19	87	CARLOS ALEXANDRE	PRATA	4	4 Voltas	1:31.309	HONDA	BRASNORTE	AGUIAR MOTOS-CLÁUDIO CAMPOS-LABORAT

Margin of Victory

Avg. Speed

Best Lap Tm

Best Speed

Best Lap by

2.138

40,894

1:22.909

43,421

15 - ERIKE TORTOLA

Cronometragem: MARCOS A. MANCINI - Diretor de Prova: JOCEMIR ZAMBONI

Orbits



www.mancini.esp.br

MOTOMUNDO

tecnology by  
MYLAPS  
SPORTS TIMING