

MX VX Rolim de Moura

150/200 VX

Rolim de Moura/RO 1,000 Km

1a. BATERIA

08/08/2021 10:45

Corrida iniciado em 12:55:32

Lap	Lap Tm	Diff	Time of Day
(22) LUCAS LIMA			
1	1:13.199	+3.257	12:57:16.354
2	1:12.284	+2.342	12:58:28.638
3	1:11.266	+1.324	12:59:39.904
4	1:10.348	+0.406	13:00:50.252
5	1:09.942		13:02:00.194
6	1:11.960	+2.018	13:03:12.154
7	1:11.120	+1.178	13:04:23.274
8	1:10.314	+0.372	13:05:33.588
9	1:11.087	+1.145	13:06:44.675
10	1:11.500	+1.558	13:07:56.175
11	1:12.385	+2.443	13:09:08.560
12	1:10.965	+1.023	13:10:19.525

Lap	Lap Tm	Diff	Time of Day
(90) EDSON LOUVEM			
1	1:14.988	+6.084	12:57:24.667
2	1:11.504	+2.600	12:58:36.171
3	1:11.441	+2.537	12:59:47.612
4	1:09.335	+0.431	13:00:56.947
5	1:08.904		13:02:05.851
6	1:09.654	+0.750	13:03:15.505
7	1:09.602	+0.698	13:04:25.107
8	1:11.031	+2.127	13:05:36.138
9	1:12.064	+3.160	13:06:48.202
10	1:11.103	+2.199	13:07:59.305
11	1:09.920	+1.016	13:09:09.225
12	1:12.193	+3.289	13:10:21.418

Lap	Lap Tm	Diff	Time of Day
(989) ROGÉRIO NEPOMUCENO			
1	1:13.752	+3.789	12:57:19.190
2	1:11.569	+1.606	12:58:30.759
3	1:10.572	+0.609	12:59:41.331
4	1:09.963		13:00:51.294
5	1:11.011	+1.048	13:02:02.305
6	1:10.720	+0.757	13:03:13.025
7	1:10.888	+0.925	13:04:23.913
8	1:11.598	+1.635	13:05:35.511
9	1:12.125	+2.162	13:06:47.636
10	1:12.504	+2.541	13:08:00.140
11	1:10.011	+0.048	13:09:10.151
12	1:12.051	+2.088	13:10:22.202

Lap	Lap Tm	Diff	Time of Day
(6) UALISON MACHADO			
1	1:17.003	+8.214	12:57:28.902
2	1:12.606	+3.817	12:58:41.508
3	1:15.356	+6.567	12:59:56.864
4	1:10.693	+1.904	13:01:07.557
5	1:10.667	+1.878	13:02:18.224
6	1:08.806	+0.017	13:03:27.030
7	1:09.579	+0.790	13:04:36.609
8	1:09.565	+0.776	13:05:46.174
9	1:09.930	+1.141	13:06:56.104
10	1:09.405	+0.616	13:08:05.509
11	1:08.789		13:09:14.298
12	1:09.832	+1.043	13:10:24.130

Lap	Lap Tm	Diff	Time of Day
(612) ALEXANDRO CHIARAPA			
1	1:16.306	+5.100	12:57:23.698
2	1:12.266	+1.060	12:58:35.964
3	1:14.170	+2.964	12:59:50.134
4	1:13.021	+1.815	13:01:03.155
5	1:12.233	+1.027	13:02:15.388
6	1:11.206		13:03:26.594
7	1:11.269	+0.063	13:04:37.863
8	1:13.104	+1.898	13:05:50.967

Lap	Lap Tm	Diff	Time of Day
9	1:12.363	+1.157	13:07:03.330
10	1:13.793	+2.587	13:08:17.123
11	1:13.753	+2.547	13:09:30.876
12	1:16.897	+5.691	13:10:47.773

Lap	Lap Tm	Diff	Time of Day
(103) MAYCON FERREIRA			
1	1:18.502	+6.938	12:57:29.769
2	1:15.583	+4.019	12:58:45.352
3	1:13.969	+2.405	12:59:59.321
4	1:14.299	+2.735	13:01:13.620
5	1:12.843	+1.279	13:02:26.463
6	1:11.564		13:03:38.027
7	1:13.207	+1.643	13:04:51.234
8	1:14.203	+2.639	13:06:05.437
9	1:11.889	+0.325	13:07:17.326
10	1:12.512	+0.948	13:08:29.838
11	1:12.680	+1.116	13:09:42.518
12	1:13.967	+2.403	13:10:56.485

Lap	Lap Tm	Diff	Time of Day
(37) ANDERSON ALVES			
1	1:31.498	+21.783	12:57:44.316
2	1:09.715		12:58:54.031
3	1:17.180	+7.465	13:00:11.211
4	1:15.370	+5.655	13:01:26.581
5	1:10.990	+1.275	13:02:37.571
6	1:10.885	+1.170	13:03:48.456
7	1:11.822	+2.107	13:05:00.278
8	1:13.308	+3.593	13:06:13.586
9	1:11.835	+2.120	13:07:25.421
10	1:10.239	+0.524	13:08:35.660
11	1:11.179	+1.464	13:09:46.839
12	1:13.763	+4.048	13:11:00.602

Lap	Lap Tm	Diff	Time of Day
(84) GESIEL LOUVEM			
1	1:14.621	+1.494	12:57:20.873
2	1:14.692	+1.565	12:58:35.565
3	1:15.568	+2.441	12:59:51.133
4	1:14.404	+1.277	13:01:05.537
5	1:15.696	+2.569	13:02:21.233
6	1:14.880	+1.753	13:03:36.113
7	1:13.964	+0.837	13:04:50.077
8	1:14.182	+1.055	13:06:04.259
9	1:14.722	+1.595	13:07:18.981
10	1:13.127		13:08:32.108
11	1:14.172	+1.045	13:09:46.280
12	1:14.849	+1.722	13:11:01.129

Lap	Lap Tm	Diff	Time of Day
(12) RONAN REIS			
1	1:17.708	+6.163	12:57:26.227
2	1:14.870	+3.325	12:58:41.097
3	1:14.605	+3.060	12:59:55.702
4	1:11.545		13:01:07.247
5	1:14.451	+2.906	13:02:21.698
6	1:12.961	+1.416	13:03:34.659
7	1:13.389	+1.844	13:04:48.048
8	1:21.584	+10.039	13:06:09.632
9	1:13.560	+2.015	13:07:23.192
10	1:12.192	+0.647	13:08:35.384
11	1:13.307	+1.762	13:09:48.691
12	1:13.266	+1.721	13:11:01.957

Lap	Lap Tm	Diff	Time of Day
(2) MOISES SCHNEIDER			
1	1:18.570	+3.265	12:57:28.712
2	1:16.775	+1.470	12:58:45.487
3	1:15.305		13:00:00.792
4	1:16.501	+1.196	13:01:17.293

Lap	Lap Tm	Diff	Time of Day
5	1:15.602	+0.297	13:02:32.895
6	1:15.748	+0.443	13:03:48.643
7	1:17.620	+2.315	13:05:06.263
8	1:17.066	+1.761	13:06:23.329
9	1:16.327	+1.022	13:07:39.656
10	1:15.601	+0.296	13:08:55.257
11	1:16.283	+0.978	13:10:11.540
12	1:17.463	+2.158	13:11:29.003

Lap	Lap Tm	Diff	Time of Day
(404) CHARLIN			
1	1:17.440	+2.363	12:57:24.491
2	1:16.227	+1.150	12:58:40.718
3	1:15.876	+0.799	12:59:56.594
4	1:16.241	+1.164	13:01:12.835
5	1:15.772	+0.695	13:02:28.607
6	1:15.236	+0.159	13:03:43.843
7	1:16.793	+1.716	13:05:00.636
8	1:19.418	+4.341	13:06:20.054
9	1:16.839	+1.762	13:07:36.893
10	1:23.191	+8.114	13:09:00.084
11	1:16.647	+1.570	13:10:16.731
12	1:15.077		13:11:31.808

Lap	Lap Tm	Diff	Time of Day
(198) WAGNER BOIKO			
1	1:20.733	+7.162	12:57:35.654
2	1:17.876	+4.305	12:58:53.530
3	1:16.278	+2.707	13:00:09.808
4	1:19.783	+6.212	13:01:29.591
5	1:15.088	+1.517	13:02:44.679
6	1:17.270	+3.699	13:04:01.949
7	1:16.344	+2.773	13:05:18.293
8	1:14.364	+0.793	13:06:32.657
9	1:15.589	+2.018	13:07:48.246
10	1:16.196	+2.625	13:09:04.442
11	1:13.571		13:10:18.013
12	1:14.066	+0.495	13:11:32.079

Lap	Lap Tm	Diff	Time of Day
(135) GEREMIAS PEREIRA			
1	1:21.073	+6.344	12:57:33.022
2	1:18.724	+3.995	12:58:51.746
3	1:17.231	+2.502	13:00:08.977
4	1:20.125	+5.396	13:01:29.102
5	1:15.423	+0.694	13:02:44.525
6	1:16.375	+1.646	13:04:00.900
7	1:14.729		13:05:15.629
8	1:16.111	+1.382	13:06:31.740
9	1:16.106	+1.377	13:07:47.846
10	1:16.283	+1.554	13:09:04.129
11	1:18.510	+3.781	13:10:22.639

Lap	Lap Tm	Diff	Time of Day
(117) MAGNO FURTADO			
1	1:17.015	+4.687	12:57:25.005
2	1:29.209	+16.881	12:58:54.214
3	1:16.658	+4.330	13:00:10.872
4	1:19.741	+7.413	13:01:30.613
5	1:15.102	+2.774	13:02:45.715
6	1:15.460	+3.132	13:04:01.175
7	1:13.987	+1.659	13:05:15.162
8	1:12.328		13:06:27.490
9	1:25.628	+13.300	13:07:53.118
10	1:17.170	+4.842	13:09:10.288
11	1:15.626	+3.298	13:10:25.914

Lap	Lap Tm	Diff	Time of Day
(44) GUSTAVO BRITO			
1	1:21.541	+4.592	12:57:31.760
2	1:18.959	+2.010	12:58:50.719

MX VX Rolim de Moura

Classificado por voltas

150/200 VX

Rolim de Moura/RO 1,000 Km

1a. NATERIA

08/08/2021 10:45

Corrida iniciado em 12:55:32

Pos	No.	Piloto	Categ	Voltas	Diff	M. Volta	Moto	Cidade	Equipe
1	22	LUCAS LIMA	VX 150/ 200	12		1:09.942	HONDA	BURITIS	D'CORE PLANEJADOS
2	90	EDSON LOUVEM	VX 150/ 200	12	1.893	1:08.904	HONDA	ROLIM DE MOURA	BIG JHOW MOTOS-METALÚRGICA DO IRMÃO
3	989	ROGÉRIO NEPOMUCEN	VX 150/ 200	12	2.677	1:09.963	HONDA	ROLIM DE MOURA	SELARIA ZE-OD ONTO ARTE-ÁGUIA ESCAVAÇ
4	6	UALISON MACHADO	VX 150/ 200	12	4.605	1:08.789	HONDA	SÃO MIGUEL DO GUA	BARBEARIA UALISON MACHADO
5	612	ALEXANDRO CHIARAP	VX 150/ 200	12	28.248	1:11.206	HONDA	ROLIM MOURA	
6	103	MAYCON FERREIRA	VX 150/ 200	12	36.960	1:11.564	HONDA	COLORADO DO OEST	MAYCON PINTURAS
7	37	ANDERSON ALVES	VX 150/ 200	12	41.077	1:09.715	HONDA	COLORADO	SO EU
8	84	GESIEL LOUVEM	VX 150/ 200	12	41.604	1:13.127	HONDA	ROLIM DE MOURA	CONSTRUTORA LOUVEM
9	12	RONAN REIS	VX 150/ 200	12	42.432	1:11.545	HONDA	SANTA LUZIA DO OES	TERERÉ & SABORES
10	2	MOISES SCHNEIDER	VX 150/ 200	12	1:09.478	1:15.305	HONDA	CHUPINGUAIA	MS RACING-FAZENDA PORTO RICO
11	404	CHARLIN	VX 150/ 200	12	1:12.283	1:15.077	HONDA	CACOAL	RO CALHAS-WAGNER MOTOS-VALTER MOTOS
12	198	WAGNER BOIKO	VX 150/ 200	12	1:12.554	1:13.571	HONDA	ROLIM DE MOURA	MORCEÃO MOTOS
13	135	GEREMIAS PEREIRA	VX 150/ 200	11	1 Volta	1:14.729	HONDA	ALVORADA DO OESTE	MÁSTER MOTOS-VEREADOR ADÃO MOURA
14	117	MAGNO FURTADO	VX 150/ 200	11	1 Volta	1:12.328	HONDA	TEIXEIRÓPOLIS	VISAONET TECNOLOGIAS-MEGA MOTOS OUR
15	44	GUSTAVO BRITO	VX 150/ 200	11	1 Volta	1:16.949	HONDA	ROLIM DE MOURA	NORTE MOTOS
16	83	MATHEUS DA SILVA	VX 150/ 200	11	1 Volta	1:14.118	HONDA	ROLIM DE MOURA	
17	11	SAMY ANDERSON	VX 150/ 200	11	1 Volta	1:17.975	HONDA	ROLIM DE MOURA	TRANSBONIFACIO-DEMI PREPARAÇÕES
18	7	ROMÁRIO AVELINO	VX 150/ 200	10	2 Voltas	1:22.216	HONDA	SANTA LUZIA DO OES	RANCHO FUNDO-CONSTRUTORA LOUVEM-TE
19	456	ENZO DOTTO	VX 150/ 200	4	8 Voltas	1:12.311	HONDA	CACOAL	DOTTO MIX-REVISA AUTO CENTER

Margin of Victory

Avg. Speed

Best Lap Tm

Best Speed

Best Lap by

1.893

48,678

1:08.789

52,334

6 - UALISON MACHADO

Cronometragem: MARCOS A. MANCINI

Orbits

MX VX Rolim de Moura

150/200 VX

Rolim de Moura/RO 1,000 Km

2a. NATERIA

08/08/2021 13:25

Corrida iniciado em 15:15:11

Lap	Lap Tm	Diff	Time of Day
(6) UALISON MACHADO			
1	1:12.928	+1.973	15:16:55.456
2	1:13.589	+2.634	15:18:09.045
3	1:12.635	+1.680	15:19:21.680
4	1:12.856	+1.901	15:20:34.536
5	1:12.151	+1.196	15:21:46.687
6	1:12.080	+1.125	15:22:58.767
7	1:12.654	+1.699	15:24:11.421
8	1:13.200	+2.245	15:25:24.621
9	1:12.925	+1.970	15:26:37.546
10	1:10.955		15:27:48.501
11	1:11.791	+0.836	15:29:00.292

Lap	Lap Tm	Diff	Time of Day
(22) LUCAS LIMA			
1	1:13.314	+1.400	15:16:54.789
2	1:13.231	+1.317	15:18:08.020
3	1:12.999	+1.085	15:19:21.019
4	1:11.914		15:20:32.933
5	1:12.372	+0.458	15:21:45.305
6	1:12.672	+0.758	15:22:57.977
7	1:12.317	+0.403	15:24:10.294
8	1:13.434	+1.520	15:25:23.728
9	1:12.589	+0.675	15:26:36.317
10	1:14.732	+2.818	15:27:51.049
11	1:14.388	+2.474	15:29:05.437

Lap	Lap Tm	Diff	Time of Day
(90) EDSON LOUVEM			
1	1:12.886	+0.386	15:16:56.682
2	1:12.960	+0.460	15:18:09.642
3	1:12.861	+0.361	15:19:22.503
4	1:13.236	+0.736	15:20:35.739
5	1:12.733	+0.233	15:21:48.472
6	1:12.500		15:23:00.972
7	1:12.620	+0.120	15:24:13.592
8	1:14.180	+1.680	15:25:27.772
9	1:12.930	+0.430	15:26:40.702
10	1:12.859	+0.359	15:27:53.561
11	1:12.517	+0.017	15:29:06.078

Lap	Lap Tm	Diff	Time of Day
(989) ROGÉRIO NEPOMUCENO			
1	1:13.642	+1.913	15:16:59.069
2	1:12.582	+0.853	15:18:11.651
3	1:12.268	+0.539	15:19:23.919
4	1:12.408	+0.679	15:20:36.327
5	1:12.613	+0.884	15:21:48.940
6	1:12.698	+0.969	15:23:01.638
7	1:13.019	+1.290	15:24:14.657
8	1:13.337	+1.608	15:25:27.994
9	1:13.923	+2.194	15:26:41.917
10	1:13.405	+1.676	15:27:55.322
11	1:11.729		15:29:07.051

Lap	Lap Tm	Diff	Time of Day
(37) ANDERSON ALVES			
1	1:15.390	+4.497	15:17:02.695
2	1:14.500	+3.607	15:18:17.195
3	1:12.744	+1.851	15:19:29.939
4	1:14.224	+3.331	15:20:44.163
5	1:13.820	+2.927	15:21:57.983
6	1:10.893		15:23:08.876
7	1:12.660	+1.767	15:24:21.536
8	1:14.311	+3.418	15:25:35.847
9	1:12.836	+1.943	15:26:48.683
10	1:12.642	+1.749	15:28:01.325
11	1:17.276	+6.383	15:29:18.601

Lap	Lap Tm	Diff	Time of Day
(103) MAYCON FERREIRA			
1	1:15.042	+2.147	15:16:58.560
2	1:15.945	+3.050	15:18:14.505
3	1:13.085	+0.190	15:19:27.590
4	1:13.786	+0.891	15:20:41.376
5	1:13.698	+0.803	15:21:55.074
6	1:12.895		15:23:07.969
7	1:13.277	+0.382	15:24:21.246
8	1:13.899	+1.004	15:25:35.145
9	1:15.839	+2.944	15:26:50.984
10	1:14.781	+1.886	15:28:05.765
11	1:15.246	+2.351	15:29:21.011

Lap	Lap Tm	Diff	Time of Day
(12) RONAN REIS			
1	1:15.438	+2.867	15:17:00.272
2	1:15.672	+3.101	15:18:15.944
3	1:13.930	+1.359	15:19:29.874
4	1:13.888	+1.317	15:20:43.762
5	1:13.160	+0.589	15:21:56.922
6	1:13.746	+1.175	15:23:10.668
7	1:13.979	+1.408	15:24:24.647
8	1:14.406	+1.835	15:25:39.053
9	1:14.611	+2.040	15:26:53.664
10	1:15.210	+2.639	15:28:08.874
11	1:12.571		15:29:21.445

Lap	Lap Tm	Diff	Time of Day
(117) MAGNO FURTADO			
1	1:16.210	+1.563	15:17:03.955
2	1:15.842	+1.195	15:18:19.797
3	1:14.855	+0.208	15:19:34.652
4	1:19.607	+4.960	15:20:54.259
5	1:16.205	+1.558	15:22:10.464
6	1:15.383	+0.736	15:23:25.847
7	1:14.647		15:24:40.494
8	1:16.437	+1.790	15:25:56.931
9	1:15.571	+0.924	15:27:12.502
10	1:15.525	+0.878	15:28:28.027
11	1:18.448	+3.801	15:29:46.475

Lap	Lap Tm	Diff	Time of Day
(612) ALEXANDRO CHIARAPA			
1	1:37.915	+24.951	15:17:24.219
2	1:15.662	+2.698	15:18:39.881
3	1:16.755	+3.791	15:19:56.636
4	1:16.499	+3.535	15:21:13.135
5	1:15.883	+2.919	15:22:29.018
6	1:14.574	+1.610	15:23:43.592
7	1:13.359	+0.395	15:24:56.951
8	1:12.964		15:26:09.915
9	1:13.122	+0.158	15:27:23.037
10	1:15.071	+2.107	15:28:38.108
11	1:18.628	+5.664	15:29:56.736

Lap	Lap Tm	Diff	Time of Day
(135) GEREMIAS PEREIRA			
1	1:18.345	+3.008	15:17:05.432
2	1:17.463	+2.126	15:18:22.895
3	1:18.497	+3.160	15:19:41.392
4	1:17.517	+2.180	15:20:58.909
5	1:17.350	+2.013	15:22:16.259
6	1:15.808	+0.471	15:23:32.067
7	1:16.255	+0.918	15:24:48.322
8	1:16.353	+1.016	15:26:04.675
9	1:15.337		15:27:20.012
10	1:20.592	+5.255	15:28:40.604
11	1:21.749	+6.412	15:30:02.353

Lap	Lap Tm	Diff	Time of Day
(2) MOISES SCHNEIDER			

Lap	Lap Tm	Diff	Time of Day
1	1:21.398	+5.137	15:17:12.419
2	1:19.107	+2.846	15:18:31.526
3	1:18.712	+2.451	15:19:50.238
4	1:18.242	+1.981	15:21:08.480
5	1:19.095	+2.834	15:22:27.575
6	1:17.914	+1.653	15:23:45.489
7	1:18.877	+2.616	15:25:04.366
8	1:16.557	+0.296	15:26:20.923
9	1:16.756	+0.495	15:27:37.679
10	1:16.725	+0.464	15:28:54.404
11	1:16.261		15:30:10.665

Lap	Lap Tm	Diff	Time of Day
(83) MATHEUS DA SILVA			
1	1:21.572	+5.187	15:17:10.826
2	1:17.624	+1.239	15:18:28.450
3	1:17.189	+0.804	15:19:45.639
4	1:16.633	+0.248	15:21:02.272
5	1:27.938	+11.553	15:22:30.210
6	1:17.201	+0.816	15:23:47.411
7	1:17.832	+1.447	15:25:05.243
8	1:17.017	+0.632	15:26:22.260
9	1:16.906	+0.521	15:27:39.166
10	1:16.463	+0.078	15:28:55.629
11	1:16.385		15:30:12.014

Lap	Lap Tm	Diff	Time of Day
(84) GESIEL LOUVEM			
1	1:18.973	+4.569	15:17:09.039
2	1:19.025	+4.611	15:18:28.064
3	1:19.350	+4.936	15:19:47.414
4	1:16.456	+2.042	15:21:03.870
5	1:17.964	+3.550	15:22:21.834
6	1:15.652	+1.238	15:23:37.486
7	1:14.414		15:24:51.900
8	1:15.778	+1.364	15:26:07.678
9	1:14.650	+0.236	15:27:22.328
10	1:14.790	+0.376	15:28:37.118

Lap	Lap Tm	Diff	Time of Day
(404) CHARLIN			
1	1:22.398	+3.166	15:17:14.181
2	1:21.363	+2.131	15:18:35.544
3	1:21.891	+2.659	15:19:57.435
4	1:20.273	+1.041	15:21:17.708
5	1:28.425	+9.193	15:22:46.133
6	1:20.244	+1.012	15:24:06.377
7	1:21.179	+1.947	15:25:27.556
8	1:22.350	+3.118	15:26:49.906
9	1:19.232		15:28:09.138
10	1:24.663	+5.431	15:29:33.801

Lap	Lap Tm	Diff	Time of Day
(11) SAMY ANDERSON			
1	1:21.243	+0.151	15:17:13.201
2	1:21.612	+0.520	15:18:34.813
3	1:21.634	+0.542	15:19:56.447
4	1:23.835	+2.743	15:21:20.282
5	1:23.080	+1.988	15:22:43.362
6	1:22.027	+0.935	15:24:05.389
7	1:21.592	+0.500	15:25:26.981
8	1:29.142	+8.050	15:26:56.123
9	1:21.092		15:28:17.215
10	1:26.305	+5.213	15:29:43.520

Lap	Lap Tm	Diff	Time of Day
(198) WAGNER BOIKO			
1	1:19.445	+4.071	15:17:08.093
2	1:18.415	+3.041	15:18:26.508
3	1:18.023	+2.649	15:19:44.531
4	1:16.653	+1.279	15:21:01.184

MX VX Rolim de Moura


150/200 VX

Rolim de Moura/RO 1,000 Km

2a. NATERIA

08/08/2021 13:25

Corrida iniciado em 15:15:11



Lap	Lap Tm	Diff	Time of Day
5	1:15.447	+0.073	15:22:16.631
6	1:16.087	+0.713	15:23:32.718
7	1:16.102	+0.728	15:24:48.820
8	1:16.540	+1.166	15:26:05.360
9	1:15.374		15:27:20.734

(7) ROMÁRIO AVELINO

1	1:29.835	+2.446	15:17:24.231
2	1:29.409	+2.020	15:18:53.640
3	1:30.136	+2.747	15:20:23.776
4	1:35.070	+7.681	15:21:58.846
5	1:27.389		15:23:26.235
6	1:35.628	+8.239	15:25:01.863

Lap Lap Tm Diff Time of Day

Lap Lap Tm Diff Time of Day

MX VX Rolim de Moura

Classificado por voltas

150/200 VX

Rolim de Moura/RO 1,000 Km

2a. NATERIA

08/08/2021 13:25

Corrida iniciado em 15:15:11

Pos	No.	Piloto	Categ	Voltas	Diff	M. Volta	Moto	Cidade	Equipe
1	6	UALISON MACHADO	VX 150/ 200	11		1:10.955	HONDA	SÃO MIGUEL DO GUA	BARBEARIA UALISON MACHADO
2	22	LUCAS LIMA	VX 150/ 200	11	5.145	1:11.914	HONDA	BURITIS	D'CORE PLANEJADOS
3	90	EDSON LOUVEM	VX 150/ 200	11	5.786	1:12.500	HONDA	ROLIM DE MOURA	BIG JHOW MOTOS-METALÚRGICA DO IRMÃO
4	989	ROGÉRIO NEPOMUCEN	VX 150/ 200	11	6.759	1:11.729	HONDA	ROLIM DE MOURA	SELARIA ZE-ODONTO ARTE-ÁGUIA ESCAVAÇ
5	37	ANDERSON ALVES	VX 150/ 200	11	18.309	1:10.893	HONDA	COLORADO	SO EU
6	103	MAYCON FERREIRA	VX 150/ 200	11	20.719	1:12.895	HONDA	COLORADO DO OEST	MAYCON PINTURAS
7	12	RONAN REIS	VX 150/ 200	11	21.153	1:12.571	HONDA	SANTA LUZIA DO OES	TERERÉ & SABORES
8	117	MAGNO FURTADO	VX 150/ 200	11	46.183	1:14.647	HONDA	TEIXEIRÓPOLIS	VISAONET TECNOLOGIAS-MEGA MOTOS OUR
9	612	ALEXANDRO CHIARAP	VX 150/ 200	11	56.444	1:12.964	HONDA	ROLIM MOURA	
10	135	GEREMIAS PEREIRA	VX 150/ 200	11	1:02.061	1:15.337	HONDA	ALVORADA DO OESTE	MÁSTER MOTOS-VEREADOR ADÃO MOURA
11	2	MOISES SCHNEIDER	VX 150/ 200	11	1:10.373	1:16.261	HONDA	CHUPINGUAIA	MS RACING-FAZENDA PORTO RICO
12	83	MATHEUS DA SILVA	VX 150/ 200	11	1:11.722	1:16.385	HONDA	ROLIM DE MOURA	
13	84	GESIEL LOUVEM	VX 150/ 200	10	1 Volta	1:14.414	HONDA	ROLIM DE MOURA	CONSTRUTORA LOUVEM
14	404	CHARLIN	VX 150/ 200	10	1 Volta	1:19.232	HONDA	CACOAL	RO CALHAS-WAGNER MOTOS-VALTER MOTOS
15	11	SAMY ANDERSON	VX 150/ 200	10	1 Volta	1:21.092	HONDA	ROLIM DE MOURA	TRANSBONIFACIO-DEMI PREPARAÇÕES
16	198	WAGNER BOIKO	VX 150/ 200	9	2 Voltas	1:15.374	HONDA	ROLIM DE MOURA	MORCEÇÃO MOTOS
17	7	ROMÁRIO AVELINO	VX 150/ 200	6	5 Voltas	1:27.389	HONDA	SANTA LUZIA DO OES	RANCHO FUNDO-CONSTRUTORA LOUVEM-TE

Margin of Victory

Avg. Speed

Best Lap Tm

Best Speed

Best Lap by

5.145

47,794

1:10.893

50,781

37 - ANDERSON ALVES

Cronometragem: MARCOS A. MANCINI

Orbits

MX VX Rolim de Moura

Classificado pela melhor volta

150/200 VX

Dolim de Moura/RO 1,000 Km

warm-up 150/200

08/08/2021 09:51

Qualificação iniciado em 9:51:56

Pos	No.	Piloto	Categ	M. Tempo	Diff	Moto	Cidade	Equipe
1	456	ENZO DOTTO	VX 150/ 200	1:08.314		HONDA	CACOAL	DOTTO MIX-REVISIA AUTO CENTER
2	6	UALISON MACHADO	VX 150/ 200	1:08.858	0.544	HONDA	SÃO MIGUEL DO GUAPORI	BARBEARIA UALISON MACHADO
3	37	ANDERSON ALVES	VX 150/ 200	1:08.980	0.666	HONDA	COLORADO	SO EU
4	22	LUCAS LIMA	VX 150/ 200	1:09.377	1.063	HONDA	BURITIS	D'CORE PLANEJADOS
5	90	EDSON LOUVEM	VX 150/ 200	1:10.059	1.745	HONDA	ROLIM DE MOURA	BIG JHOW MOTOS-METALÚRGICA DO IRMÃO
6	612	ALEXANDRO CHIARAPA	VX 150/ 200	1:12.017	3.703	HONDA	ROLIM MOURA	
7	117	MAGNO FURTADO	VX 150/ 200	1:12.352	4.038	HONDA	TEIXEIRÓPOLIS	VISAONET TECNOLOGIAS-MEGA MOTOS OUR
8	989	ROGÉRIO NEPOMUCENO	VX 150/ 200	1:12.413	4.099	HONDA	ROLIM DE MOURA	SELARIA ZE-O D ONTO ARTE-ÁGUA ESCAVAÇ
9	103	MAYCON FERREIRA	VX 150/ 200	1:12.566	4.252	HONDA	COLORADO DO OESTE	MAYCON PINTURAS
10	12	RONAN REIS	VX 150/ 200	1:13.807	5.493	HONDA	SANTA LUZIA DO OESTE	TERERÉ & SABORES
11	83	MATHEUS DA SILVA	VX 150/ 200	1:14.283	5.969	HONDA	ROLIM DE MOURA	
12	84	GESIEL LOUVEM	VX 150/ 200	1:15.803	7.489	HONDA	ROLIM DE MOURA	CONSTRUTORA LOUVEM
13	135	GEREMIAS PEREIRA	VX 150/ 200	1:16.023	7.709	HONDA	ALVORADA DO OESTE	MÁSTER MOTOS-VEREADOR ADÃO MOURA
14	198	WAGNER BOIKO	VX 150/ 200	1:17.452	9.138	HONDA	ROLIM DE MOURA	MORCEGÃO MOTOS
15	404	CHARLIN	VX 150/ 200	1:18.197	9.883	HONDA	CACOAL	RO CALHAS-WAGNER MOTOS-VALTER MOTOS
16	2	MOISES SCHNEIDER	VX 150/ 200	1:18.249	9.935	HONDA	CHUPINGUAIA	MS RACING-FAZENDA PORTO RICO
17	11	SAMY ANDERSON	VX 150/ 200	1:18.528	10.214	HONDA	ROLIM DE MOURA	TRANSBONIFACIO-DEMI PREPARAÇÕES
18	44	GUSTAVO BRITO	VX 150/ 200	1:18.675	10.361	HONDA	ROLIM DE MOURA	NORTE MOTOS
19	30	EULLER MARLOS	VX 150/ 200	1:19.610	11.296	HONDA	ALTO PARAISO	FAZENDA OURO VERDE 1
20	7	ROMÁRIO AVELINO	VX 150/ 200	1:22.806	14.492	HONDA	SANTA LUZIA DO OESTE	RANCHO FUNDO-CONSTRUTORA LOUVEM-TE

MX VX Rolim de Moura

150/200 VX

Rolim de Moura/RO 1,000 Km

WARM-UP 150/200 VX

08/08/2021 09:51

Qualificação iniciado em 9:51:56

Lap	Lap Tm	Diff	Time of Day
(456) ENZO DOTTO			
1	1:11.237	+2.923	10:36:40.213
2	1:12.097	+3.783	10:37:52.310
3	1:09.577	+1.263	10:39:01.887
4	1:08.314		10:40:10.201
5	1:14.324	+6.010	10:41:24.525
(6) UALISON MACHADO			
1	1:11.207	+2.349	10:36:29.621
2	1:59.260	+50.402	10:38:28.881
3	1:09.297	+0.439	10:39:38.178
4	1:08.858		10:40:47.036
5	1:09.538	+0.680	10:41:56.574
(37) ANDERSON ALVES			
1	1:09.769	+0.789	10:36:30.176
2	1:10.025	+1.045	10:37:40.201
3	1:09.733	+0.753	10:38:49.934
4	1:08.980		10:39:58.914
(22) LUCAS LIMA			
1	1:11.280	+1.903	10:36:42.888
2	1:10.346	+0.969	10:37:53.234
3	1:13.029	+3.652	10:39:06.263
4	1:14.220	+4.843	10:40:20.483
5	1:09.377		10:41:29.860
(90) EDSON LOUVEM			
1	1:12.174	+2.115	10:36:50.996
2	1:10.766	+0.707	10:38:01.762
3	1:10.059		10:39:11.821
4	1:10.440	+0.381	10:40:22.261
(612) ALEXANDRO CHIARAPA			
1	1:16.850	+4.833	10:36:29.358
2	1:13.250	+1.233	10:37:42.608
3	1:12.017		10:38:54.625
4	1:12.598	+0.581	10:40:07.223
5	1:17.549	+5.532	10:41:24.772
(117) MAGNO FURTADO			
1	1:13.527	+1.175	10:36:39.294
2	1:12.352		10:37:51.646
3	1:58.616	+46.264	10:39:50.262
4	1:21.568	+9.216	10:41:11.830
(989) ROGÉRIO NEPOMUCENO			
1	1:18.051	+5.638	10:37:03.920
2	1:15.104	+2.691	10:38:19.024
3	1:12.413		10:39:31.437
4	1:12.717	+0.304	10:40:44.154
5	1:14.592	+2.179	10:41:58.746
(103) MAYCON FERREIRA			
1	1:15.856	+3.290	10:37:20.700
2	1:14.280	+1.714	10:38:34.980
3	1:13.150	+0.584	10:39:48.130
4	1:13.842	+1.276	10:41:01.972
5	1:12.566		10:42:14.538
(12) RONAN REIS			
1	1:19.966	+6.159	10:37:14.777
2	1:18.454	+4.647	10:38:33.231
3	1:13.807		10:39:47.038
4	1:14.882	+1.075	10:41:01.920

Lap	Lap Tm	Diff	Time of Day
5	1:16.035	+2.228	10:42:17.955
(83) MATHEUS DA SILVA			
1	1:17.005	+2.722	10:36:53.453
2	1:16.357	+2.074	10:38:09.810
3	1:17.388	+3.105	10:39:27.198
4	1:16.583	+2.300	10:40:43.781
5	1:14.283		10:41:58.064
6	16.774	-57.509	10:42:14.838
(84) GESIEL LOUVEM			
1	1:17.923	+2.120	10:37:25.481
2	1:15.803		10:38:41.284
3	1:33.720	+17.917	10:40:15.004
4	1:18.600	+2.797	10:41:33.604
(135) GEREMIAS PEREIRA			
1	1:16.282	+0.259	10:36:53.657
2	1:36.689	+20.666	10:38:30.346
3	1:16.023		10:39:46.369
(198) WAGNER BOIKO			
1	1:20.839	+3.387	10:37:19.257
2	1:18.635	+1.183	10:38:37.892
3	1:17.452		10:39:55.344
4	1:18.203	+0.751	10:41:13.547
(404) CHARLIN			
1	1:20.046	+1.849	10:37:05.177
2	1:18.654	+0.457	10:38:23.831
3	1:18.197		10:39:42.028
4	1:19.703	+1.506	10:41:01.731
(2) MOISES SCHNEIDER			
1	1:19.285	+1.036	10:37:03.729
2	1:19.192	+0.943	10:38:22.921
3	1:18.249		10:39:41.170
4	1:19.782	+1.533	10:41:00.952
5	1:19.892	+1.643	10:42:20.844
(11) SAMY ANDERSON			
1	1:25.353	+6.825	10:37:21.857
2	1:18.528		10:38:40.385
3	1:20.310	+1.782	10:40:00.695
4	1:21.996	+3.468	10:41:22.691
(44) GUSTAVO BRITO			
1	1:20.536	+1.861	10:37:20.047
2	1:18.675		10:38:38.722
3	1:22.604	+3.929	10:40:01.326
4	1:24.252	+5.577	10:41:25.578
(30) EULLER MARLOS			
1	1:19.610		10:37:09.044
(7) ROMÁRIO AVELINO			
1	1:22.806		10:37:27.808
2	1:27.318	+4.512	10:38:55.126
3	2:20.992	+58.186	10:41:16.118



ROLIM DE MOURA
08 DE AGOSTO
PISTA MUNICIPAL



Canopus
MOTOS

Mapin
materiais p/ construção

Fagotti
Doce

ZENILDO

POSTO MAIS+


OZIAS MOTORES

MX VX Rolim de Moura

150/200 VX

Rolim de Moura/RO 1,000 Km

150/200 VX - RESULTADO GERAL



POS	No.	PILOTO	CATEG	1a BAT	2a BAT	TOTAL	MOTO	CIDADE
1	22	LUCAS LIMA	VX 150/ 200	25	22	47	HONDA	BURITIS
2	6	UALISON MACHADO	VX 150/ 200	18	25	43	HONDA	SÃO MIGUEL DO GUAPORÉ
3	90	EDSON LOUVEM	VX 150/ 200	22	20	42	HONDA	ROLIM DE MOURA
4	989	ROGÉRIO NEPOMUCENO	VX 150/ 200	20	18	38	HONDA	ROLIM DE MOURA
5	37	ANDERSON ALVES	VX 150/ 200	14	16	30	HONDA	COLORADO
6	103	MAYCON FERREIRA	VX 150/ 200	15	15	30	HONDA	COLORADO DO OESTE
7	612	ALEXANDRO CHIARAPA	VX 150/ 200	16	12	28	HONDA	ROLIM MOURA
8	12	RONAN REIS	VX 150/ 200	12	14	26	HONDA	SANTA LUZIA DO OESTE
9	2	MOISES SCHNEIDER	VX 150/ 200	11	10	21	HONDA	CHUPINGUAIA
10	84	GESIEL LOUVEM	VX 150/ 200	13	8	21	HONDA	ROLIM DE MOURA
11	117	MAGNO FURTADO	VX 150/ 200	7	13	20	HONDA	TEIXEIRÓPOLIS
12	135	GEREMIAS PEREIRA	VX 150/ 200	8	11	19	HONDA	ALVORADA DO OESTE
13	404	CHARLIN	VX 150/ 200	10	7	17	HONDA	CACOAL
14	83	MATHEUS DA SILVA	VX 150/ 200	5	9	14	HONDA	ROLIM DE MOURA
15	198	WAGNER BOIKO	VX 150/ 200	9	5	14	HONDA	ROLIM DE MOURA
16	11	SAMY ANDERSON	VX 150/ 200	4	6	10	HONDA	ROLIM DE MOURA
17	7	ROMÁRIO AVELINO	VX 150/ 200	3	4	7	HONDA	SANTA LUZIA DO OESTE
18	44	GUSTAVO BRITO	VX 150/ 200	6	--	6	HONDA	ROLIM DE MOURA
19	456	ENZO DOTTO	VX 150/ 200	2	--	2	HONDA	CACOAL

Cronometragem: MARCOS A. MANCINI

Orbits



www.mancini.esp.br

MOTOMUNDO


tecnology by
MYLAPS
SPORTS TIMING

MX VX Rolim de Moura

IMPORTADA MX3/MX4

Rolim de Moura/RO 1,000 Km

IMPRTADA MX3 - RESULTADO GERAL



POS	No.	PILOTO	CATEG	1a BAT	2a BAT	TOTAL	MOTO	CIDADE
1	74	REPIZO	IMPORTADA MX3	25	25	50	HONDA	CACOAL
2	77	ITAMAR TADEU	IMPORTADA MX3	20	22	42	YAMAHA	CACOAL
3	46	MÁRCIO BRÍGIDO	IMPORTADA MX3	22	20	42	YAMAHA	CACOAL
4	993	NEGÃO	IMPORTADA MX3	18	18	36	YAMAHA	CACOAL
5	27	EVANDRO BUCIOLI	IMPORTADA MX3	16	15	31	HONDA	SÃO FRANCISCO DO GUAPORE
6	313	JOÃO CARLOS BOCA	IMPORTADA MX3	14	16	30	YAMAHA	PORTO VELHO
7	34	EVERTON GUIDO	IMPORTADA MX3	13	14	27	SUZUKI	VILHENA
8	21	VITOR FERREIRA	IMPORTADA MX3	15	10	25	KAWASAKI	SÃO MIGUEL DO GUAPORE
9	700	ANDERSON SILVA	IMPORTADA MX3	12	12	24	KAWASAKI	JI-PARANÁ
10	11	EDER CARDIM	IMPORTADA MX3	10	13	23	KAWASAKI	VILHENA
11	744	MATHEUS JUNIOR	IMPORTADA MX3	11	11	22	YAMAHA	VILHENA
12	772	FORMIGA	IMPORTADA MX3	8	9	17	YAMAHA	JI-PARANÁ
13	196	FABRÍCIO GOMES	IMPORTADA MX3	9	8	17	HONDA	OURO PRETO DO OESTE
14	19	EWERTON SILVA	IMPORTADA MX3	7	--	7	SUZUKI	OURO PRETO DO OESTE
15	68	OSMAR CANALE	IMPORTADA MX4	0	0	0	YAMAHA	COLORADO DO OESTE
16	60	DOUGLAS AMARAL	IMPORTADA MX4	0	0	0	KAWASAKI	JI-PARANÁ
17	234	CLAUDEMIR CARDOSO	IMPORTADA MX4	0	0	0	YAMAHA	JI-PARANÁ
18	157	BADECO	IMPORTADA MX4	0	0	0	KAWASAKI	JI PARANÁ
19	128	MARCOS MARTINELLI	IMPORTADA MX4	0	0	0	YAMAHA	VILHENA
20	127	GUSTAVO FARIAS	IMPORTADA MX4	0	--	0	HONDA	ARIQUEMES

MX VX Rolim de Moura

IMPORTADA MX3/MX4

Rolim de Moura/RO 1,000 Km

1a. BATERIA

08/08/2021 11:15

Corrida iniciado em 13:21:55

Lap	Lap Tm	Diff	Time of Day
(74) REPIZO			
1	1:14.421	+1.673	13:23:43.768
2	1:13.273	+0.525	13:24:57.041
3	1:13.337	+0.589	13:26:10.378
4	1:13.027	+0.279	13:27:23.405
5	1:12.748		13:28:36.153
6	1:13.989	+1.241	13:29:50.142
7	1:14.930	+2.182	13:31:05.072
8	1:13.506	+0.758	13:32:18.578
9	1:13.977	+1.229	13:33:32.555
10	1:16.420	+3.672	13:34:48.975
11	1:14.907	+2.159	13:36:03.882
12	1:14.372	+1.624	13:37:18.254

Lap	Lap Tm	Diff	Time of Day
(46) MÁRCIO BRÍGIDO			
1	1:15.140	+2.669	13:23:45.436
2	1:14.691	+2.220	13:25:00.127
3	1:14.447	+1.976	13:26:14.574
4	1:12.471		13:27:27.045
5	1:12.706	+0.235	13:28:39.751
6	1:13.001	+0.530	13:29:52.752
7	1:14.345	+1.874	13:31:07.097
8	1:12.991	+0.520	13:32:20.088
9	1:14.074	+1.603	13:33:34.162
10	1:16.149	+3.678	13:34:50.311
11	1:15.817	+3.346	13:36:06.128
12	1:14.648	+2.177	13:37:20.776

Lap	Lap Tm	Diff	Time of Day
(77) ITAMAR TADEU			
1	1:18.220	+5.987	13:23:50.065
2	1:13.335	+1.102	13:25:03.400
3	1:13.995	+1.762	13:26:17.395
4	1:12.381	+0.148	13:27:29.776
5	1:13.130	+0.897	13:28:42.906
6	1:12.270	+0.037	13:29:55.176
7	1:12.253	+0.020	13:31:07.429
8	1:21.964	+9.731	13:32:29.393
9	1:12.233		13:33:41.626
10	1:13.528	+1.295	13:34:55.154
11	1:14.328	+2.095	13:36:09.482
12	1:13.222	+0.989	13:37:22.704

Lap	Lap Tm	Diff	Time of Day
(993) NEGÃO			
1	1:18.882	+4.643	13:23:51.171
2	1:17.782	+3.543	13:25:08.953
3	1:14.919	+0.680	13:26:23.872
4	1:15.468	+1.229	13:27:39.340
5	1:15.966	+1.727	13:28:55.306
6	1:16.239	+2.000	13:30:11.545
7	1:14.239		13:31:25.784
8	1:14.465	+0.226	13:32:40.249
9	1:15.231	+0.992	13:33:55.480
10	1:15.328	+1.089	13:35:10.808
11	1:16.571	+2.332	13:36:27.379
12	1:17.168	+2.929	13:37:44.547

Lap	Lap Tm	Diff	Time of Day
(27) EVANDRO BUCIOLI			
1	1:19.458	+4.760	13:23:52.770
2	1:17.852	+3.154	13:25:10.622
3	1:17.695	+2.997	13:26:28.317
4	1:14.698		13:27:43.015
5	1:15.671	+0.973	13:28:58.686
6	1:15.666	+0.968	13:30:14.352
7	1:16.690	+1.992	13:31:31.042
8	1:15.796	+1.098	13:32:46.838

Lap	Lap Tm	Diff	Time of Day
9	1:16.977	+2.279	13:34:03.815
10	1:17.131	+2.433	13:35:20.946
11	1:15.100	+0.402	13:36:36.046
12	1:17.357	+2.659	13:37:53.403

Lap	Lap Tm	Diff	Time of Day
(21) VITOR FERREIRA			
1	1:18.007	+1.723	13:23:44.988
2	1:17.485	+1.201	13:25:02.473
3	1:19.267	+2.983	13:26:21.740
4	1:16.284		13:27:38.024
5	1:16.546	+0.262	13:28:54.570
6	1:17.654	+1.370	13:30:12.224
7	1:17.884	+1.600	13:31:30.108
8	1:17.520	+1.236	13:32:47.628
9	1:16.673	+0.389	13:34:04.301
10	1:17.224	+0.940	13:35:21.525
11	1:16.781	+0.497	13:36:38.306
12	1:17.690	+1.406	13:37:55.996

Lap	Lap Tm	Diff	Time of Day
(68) OSMAR CANALE			
1	1:16.948	+0.629	13:23:43.003
2	1:16.529	+0.210	13:24:59.532
3	1:17.719	+1.400	13:26:17.251
4	1:17.336	+1.017	13:27:34.587
5	1:16.319		13:28:50.906
6	1:20.415	+4.096	13:30:11.321
7	1:18.354	+2.035	13:31:29.675
8	1:20.420	+4.101	13:32:50.095
9	1:18.232	+1.913	13:34:08.327
10	1:18.665	+2.346	13:35:26.992
11	1:19.052	+2.733	13:36:46.044
12	1:19.161	+2.842	13:38:05.205

Lap	Lap Tm	Diff	Time of Day
(313) JOÃO CARLOS BOCA			
1	1:23.633	+6.517	13:24:00.732
2	1:19.304	+2.188	13:25:20.036
3	1:19.409	+2.293	13:26:39.445
4	1:18.629	+1.513	13:27:58.074
5	1:18.978	+1.862	13:29:17.052
6	1:17.840	+0.724	13:30:34.892
7	1:17.673	+0.557	13:31:52.565
8	1:17.931	+0.815	13:33:10.496
9	1:19.324	+2.208	13:34:29.820
10	1:17.116		13:35:46.936
11	1:17.544	+0.428	13:37:04.480
12	1:21.407	+4.291	13:38:25.887

Lap	Lap Tm	Diff	Time of Day
(60) DOUGLAS AMARAL			
1	1:20.394	+1.253	13:23:50.572
2	1:19.141		13:25:09.713
3	1:19.337	+0.196	13:26:29.050
4	1:19.389	+0.248	13:27:48.439
5	1:20.800	+1.659	13:29:09.239
6	1:20.306	+1.165	13:30:29.545
7	1:19.797	+0.656	13:31:49.342
8	1:20.638	+1.497	13:33:09.980
9	1:20.786	+1.645	13:34:30.766
10	1:22.350	+3.209	13:35:53.116
11	1:22.290	+3.149	13:37:15.406
12	1:19.811	+0.670	13:38:35.217

Lap	Lap Tm	Diff	Time of Day
(34) EVERTON GUIDO			
1	1:20.694	+2.512	13:23:49.422
2	1:19.462	+1.280	13:25:08.884
3	1:18.182		13:26:27.066
4	1:19.156	+0.974	13:27:46.222

Lap	Lap Tm	Diff	Time of Day
5	1:19.974	+1.792	13:29:06.196
6	1:19.848	+1.666	13:30:26.044
7	1:20.291	+2.109	13:31:46.335
8	1:20.921	+2.739	13:33:07.256
9	1:21.961	+3.779	13:34:29.217
10	1:22.202	+4.020	13:35:51.419
11	1:22.411	+4.229	13:37:13.830
12	1:22.621	+4.439	13:38:36.451

Lap	Lap Tm	Diff	Time of Day
(700) ANDERSON SILVA			
1	1:20.484	+0.871	13:23:54.137
2	1:21.794	+2.181	13:25:15.931
3	1:20.754	+1.141	13:26:36.685
4	1:20.528	+0.915	13:27:57.213
5	1:23.280	+3.667	13:29:20.493
6	1:22.215	+2.602	13:30:42.708
7	1:21.506	+1.893	13:32:04.214
8	1:19.835	+0.222	13:33:24.049
9	1:19.613		13:34:43.662
10	1:20.262	+0.649	13:36:03.924
11	1:24.387	+4.774	13:37:28.311

Lap	Lap Tm	Diff	Time of Day
(744) MATHEUS JUNIOR			
1	1:23.520	+4.140	13:23:59.683
2	1:22.717	+3.337	13:25:22.400
3	1:20.952	+1.572	13:26:43.352
4	1:21.371	+1.991	13:28:04.723
5	1:19.922	+0.542	13:29:24.645
6	1:21.538	+2.158	13:30:46.183
7	1:20.735	+1.355	13:32:06.918
8	1:22.474	+3.094	13:33:29.392
9	1:20.323	+0.943	13:34:49.715
10	1:19.380		13:36:09.095
11	1:20.712	+1.332	13:37:29.807

Lap	Lap Tm	Diff	Time of Day
(157) BADECO			
1	1:24.209	+4.727	13:24:02.362
2	1:20.513	+1.031	13:25:22.875
3	1:20.855	+1.373	13:26:43.730
4	1:22.193	+2.711	13:28:05.923
5	1:20.709	+1.227	13:29:26.632
6	1:21.133	+1.651	13:30:47.765
7	1:20.323	+0.841	13:32:08.088
8	1:22.234	+2.752	13:33:30.322
9	1:21.543	+2.061	13:34:51.865
10	1:20.005	+0.523	13:36:11.870
11	1:19.482		13:37:31.352

Lap	Lap Tm	Diff	Time of Day
(11) EDER CARDIM			
1	1:21.511	+2.922	13:24:17.703
2	1:20.259	+1.670	13:25:37.962
3	1:20.595	+2.006	13:26:58.557
4	1:19.883	+1.294	13:28:18.440
5	1:19.896	+1.307	13:29:38.336
6	1:18.658	+0.069	13:30:56.994
7	1:20.277	+1.688	13:32:17.271
8	1:21.697	+3.108	13:33:38.968
9	1:20.905	+2.316	13:34:59.873
10	1:18.589		13:36:18.462
11	1:19.878	+1.289	13:37:38.340

Lap	Lap Tm	Diff	Time of Day
(128) MARCOS MARTINELLI			
1	1:23.660	+4.030	13:23:58.525
2	1:22.940	+3.310	13:25:21.465
3	1:21.089	+1.459	13:26:42.554
4	1:20.550	+0.920	13:28:03.104

Cronometragem: MARCOS A. MANCINI

Orbits

MX VX Rolim de Moura


IMPORTADA MX3/MX4

Rolim de Moura/RO 1,000 Km

1a. BATERIA

08/08/2021 11:15

Corrida iniciado em 13:21:55



Lap	Lap Tm	Diff	Time of Day
5	1:19.630		13:29:22.734
6	1:21.365	+1.735	13:30:44.099
7	1:21.586	+1.956	13:32:05.685
8	1:20.735	+1.105	13:33:26.420
9	1:21.655	+2.025	13:34:48.075
10	1:28.524	+8.894	13:36:16.599
11	1:35.894	+16.264	13:37:52.493

(234) CLAUDEMIR CARDOSO

1	1:26.839	+3.229	13:24:01.898
2	1:25.573	+1.963	13:25:27.471
3	1:23.878	+0.268	13:26:51.349
4	1:23.610		13:28:14.959
5	1:25.073	+1.463	13:29:40.032
6	1:24.335	+0.725	13:31:04.367
7	1:26.562	+2.952	13:32:30.929
8	1:25.050	+1.440	13:33:55.979
9	1:25.049	+1.439	13:35:21.028
10	1:25.045	+1.435	13:36:46.073
11	1:24.392	+0.782	13:38:10.465

(196) FABRÍCIO GOMES

1	1:25.647	+2.027	13:24:05.967
2	1:24.341	+0.721	13:25:30.308
3	1:23.879	+0.259	13:26:54.187
4	1:25.394	+1.774	13:28:19.581
5	1:25.154	+1.534	13:29:44.735
6	1:24.688	+1.068	13:31:09.423
7	1:26.442	+2.822	13:32:35.865
8	1:23.620		13:33:59.485
9	1:24.953	+1.333	13:35:24.438
10	1:24.016	+0.396	13:36:48.454
11	1:23.666	+0.046	13:38:12.120

(772) FORMIGA

1	1:27.328	+3.649	13:24:06.156
2	2:00.357	+36.678	13:26:06.513
3	1:29.771	+6.092	13:27:36.284
4	1:33.876	+10.197	13:29:10.160
5	1:27.583	+3.904	13:30:37.743
6	1:27.098	+3.419	13:32:04.841
7	1:24.127	+0.448	13:33:28.968
8	1:24.686	+1.007	13:34:53.654
9	1:23.679		13:36:17.333
10	1:24.475	+0.796	13:37:41.808

(127) GUSTAVO FARIAS

1	1:30.866	+0.419	13:24:12.420
2	1:32.442	+1.995	13:25:44.862
3	1:30.642	+0.195	13:27:15.504
4	1:47.215	+16.768	13:29:02.719
5	1:47.488	+17.041	13:30:50.207
6	1:44.872	+14.425	13:32:35.079
7	1:38.011	+7.564	13:34:13.090
8	1:30.447		13:35:43.537
9	1:41.821	+11.374	13:37:25.358

(19) EWERTON SILVA

1	1:23.878	+1.567	13:23:54.966
2	1:22.311		13:25:17.277
3	1:35.325	+13.014	13:26:52.602
4	1:24.484	+2.173	13:28:17.086
5	1:25.783	+3.472	13:29:42.869

Lap Lap Tm Diff Time of Day

Lap Lap Tm Diff Time of Day

5	1:19.630		13:29:22.734
6	1:21.365	+1.735	13:30:44.099
7	1:21.586	+1.956	13:32:05.685
8	1:20.735	+1.105	13:33:26.420
9	1:21.655	+2.025	13:34:48.075
10	1:28.524	+8.894	13:36:16.599
11	1:35.894	+16.264	13:37:52.493

5	1:19.630		13:29:22.734
6	1:21.365	+1.735	13:30:44.099
7	1:21.586	+1.956	13:32:05.685
8	1:20.735	+1.105	13:33:26.420
9	1:21.655	+2.025	13:34:48.075
10	1:28.524	+8.894	13:36:16.599
11	1:35.894	+16.264	13:37:52.493

MX VX Rolim de Moura
Classificado por voltas

IMPORTADA MX3/MX4

Rolim de Moura/RO 1,000 Km

1a. BATERIA

08/08/2021 11:15

Corrida iniciado em 13:21:55

Pos	No.	Piloto	Categ	Voltas	Diff	M. Volta	Moto	Cidade	Equipe
1	74	REPIZO	IMPORTADA MX3	12		1:12.748	HONDA	CACOAL	STECCA & CASTRO-ITF MULTIMARCAS-FICAP
2	46	MÁRCIO BRÍGIDO	IMPORTADA MX3/MX4	12	2.522	1:12.471	YAMAHA	CACOAL	MEGA BOM
3	77	ITAMAR TADEU	IMPORTADA MX3/MX4	12	4.450	1:12.233	YAMAHA	CACOAL	ITFMULTIMARCAS-TOMAZ MX SCHOOL-MASTEF
4	993	NEGÃO	IMPORTADA MX3/MX4	12	26.293	1:14.239	YAMAHA	CACOAL	STECCA & CASTRO-CASADOCS-GARAGEM STI
5	27	EVANDRO BUCIOLI	IMPORTADA MX3/MX4	12	35.149	1:14.698	HONDA	SÃO FRANCISCO DO I	SC MENDES TRANSPORTE-POSTO PACOTÃO-I
6	21	VITOR FERREIRA	IMPORTADA MX3/MX4	12	37.742	1:16.284	KAWASAKI	SÃO MIGUEL DO GUA	CEARA LANCHES & LOCACAO-RONDO AGRON
7	68	OSMAR CANALE	IMPORTADA MX4	12	46.951	1:16.319	YAMAHA	COLORADO DO OEST	STAR MOTOS
8	313	JOÃO CARLOS BOCA	IMPORTADA MX3/MX4	12	1:07.633	1:17.116	YAMAHA	PORTO VELHO	BKO SPORTS WEAR-FEDERAL BURGUE PORTC
9	60	DOUGLAS AMARAL	IMPORTADA MX4	12	1:16.963	1:19.141	KAWASAKI	JI-PARANÁ	BANANACROSS MOTO-TEAM RACING MT-KAW
10	34	EVERTON GUIDO	IMPORTADA MX3	12	1:18.197	1:18.182	SUZUKI	VILHENA	NORTON MOTO RACING
11	700	ANDERSON SILVA	IMPORTADA MX3	11	1 Volta	1:19.613	KAWASAKI	JI-PARANÁ	GIRAUTO MOTOS
12	744	MATHEUS JUNIOR	IMPORTADA MX3	11	1 Volta	1:19.380	YAMAHA	VILHENA	LAVA JATO VILHENA
13	157	BADECO	IMPORTADA MX4	11	1 Volta	1:19.482	KAWASAKI	JI PARANÁ	BADECO MOTOS
14	11	EDER CARDIM	IMPORTADA MX3	11	1 Volta	1:18.589	KAWASAKI	VILHENA	
15	128	MARCOS MARTINELLI	IMPORTADA MX4	11	1 Volta	1:19.630	YAMAHA	VILHENA	BIAZUS FERRAGENS
16	234	CLAUDEMIR CARDOSO	IMPORTADA MX4	11	1 Volta	1:23.610	YAMAHA	JI-PARANÁ	MX CONSTRUTORA
17	196	FABRÍCIO GOMES	IMPORTADA MX3	11	1 Volta	1:23.620	HONDA	OURO PRETO DO OES	GRAUNA RESORT-LOJAS KARISMA-LOJAS GRA
18	772	FORMIGA	IMPORTADA MX3/MX4	10	2 Voltas	1:23.679	YAMAHA	JI-PARANÁ	FORMIGA MOTOS
19	127	GUSTAVO FARIAS	IMPORTADA MX4	9	3 Voltas	1:30.447	HONDA	ARIQUEMES	
20	19	EWERTON SILVA	IMPORTADA MX3	5	7 Voltas	1:22.311	SUZUKI	OURO PRETO DO OES	DESIGN INSULFILMS-GRAUNA SPORT

Margin of Victory
Avg. Speed
Best Lap Tm
Best Speed
Best Lap by

2.522

46,813

1:12.233

49,839

77 - ITAMAR TADEU

Cronometragem: MARCOS A. MANCINI

Orbits

MX VX Rolim de Moura

IMPORTADA MX3/MX4

Rolim de Moura/RO 1,000 Km

2a. BATERIA

08/08/2021 15:20

Corrida iniciado em 17:16:31

Lap	Lap Tm	Diff	Time of Day
(74) REPIZO			
1	1:17.099	+3.904	17:18:16.813
2	1:14.424	+1.229	17:19:31.237
3	1:14.020	+0.825	17:20:45.257
4	1:14.654	+1.459	17:21:59.911
5	1:13.761	+0.566	17:23:13.672
6	1:13.195		17:24:26.867
7	1:15.196	+2.001	17:25:42.063

Lap	Lap Tm	Diff	Time of Day
(77) ITAMAR TADEU			
1	1:16.899	+3.669	17:18:15.443
2	1:14.595	+1.365	17:19:30.038
3	1:13.340	+0.110	17:20:43.378
4	1:15.085	+1.855	17:21:58.463
5	1:13.230		17:23:11.693
6	1:13.284	+0.054	17:24:24.977
7	1:17.599	+4.369	17:25:42.576

Lap	Lap Tm	Diff	Time of Day
(46) MÁRCIO BRÍGIDO			
1	1:17.066	+3.701	17:18:17.122
2	1:14.928	+1.563	17:19:32.050
3	1:13.718	+0.353	17:20:45.768
4	1:14.984	+1.619	17:22:00.752
5	1:14.521	+1.156	17:23:15.273
6	1:13.365		17:24:28.638
7	1:18.370	+5.005	17:25:47.008

Lap	Lap Tm	Diff	Time of Day
(993) NEGÃO			
1	1:17.480	+2.591	17:18:18.593
2	1:16.111	+1.222	17:19:34.704
3	1:15.590	+0.701	17:20:50.294
4	1:17.834	+2.945	17:22:08.128
5	1:17.398	+2.509	17:23:25.526
6	1:15.653	+0.764	17:24:41.179
7	1:14.889		17:25:56.068

Lap	Lap Tm	Diff	Time of Day
(68) OSMAR CANALE			
1	1:19.174	+0.650	17:18:21.324
2	1:19.357	+0.833	17:19:40.681
3	1:19.095	+0.571	17:20:59.776
4	1:18.969	+0.445	17:22:18.745
5	1:18.524		17:23:37.269
6	1:19.279	+0.755	17:24:56.548
7	1:19.442	+0.918	17:26:15.990

Lap	Lap Tm	Diff	Time of Day
(313) JOÃO CARLOS BOCA			
1	1:22.597	+4.710	17:18:27.955
2	1:20.953	+3.066	17:19:48.908
3	1:19.038	+1.151	17:21:07.946
4	1:21.452	+3.565	17:22:29.398
5	1:20.560	+2.673	17:23:49.958
6	1:17.887		17:25:07.845
7	1:19.887	+2.000	17:26:27.732

Lap	Lap Tm	Diff	Time of Day
(60) DOUGLAS AMARAL			
1	1:23.894	+4.576	17:18:31.943
2	1:19.374	+0.056	17:19:51.317
3	1:19.558	+0.240	17:21:10.875
4	1:22.988	+3.670	17:22:33.863
5	1:20.778	+1.460	17:23:54.641
6	1:19.318		17:25:13.959
7	1:20.920	+1.602	17:26:34.879

Lap	Lap Tm	Diff	Time of Day
(27) EVANDRO BUCIOLI			
1	1:36.495	+18.762	17:18:39.934

Lap	Lap Tm	Diff	Time of Day
2	1:22.071	+4.338	17:20:02.005
3	1:18.920	+1.187	17:21:20.925
4	1:20.251	+2.518	17:22:41.176
5	1:17.733		17:23:58.909
6	1:19.023	+1.290	17:25:17.932
7	1:18.404	+0.671	17:26:36.336

Lap	Lap Tm	Diff	Time of Day
(34) EVERTON GUIDO			
1	1:24.091	+3.716	17:18:32.854
2	1:20.744	+0.369	17:19:53.598
3	1:20.882	+0.507	17:21:14.480
4	1:21.752	+1.377	17:22:36.232
5	1:20.635	+0.260	17:23:56.867
6	1:21.637	+1.262	17:25:18.504
7	1:20.375		17:26:38.879

Lap	Lap Tm	Diff	Time of Day
(11) EDER CARDIM			
1	1:29.969	+10.627	17:18:36.515
2	1:24.052	+4.710	17:20:00.567
3	1:19.423	+0.081	17:21:19.990
4	1:20.173	+0.831	17:22:40.163
5	1:19.342		17:23:59.505
6	1:21.184	+1.842	17:25:20.689
7	1:19.661	+0.319	17:26:40.350

Lap	Lap Tm	Diff	Time of Day
(700) ANDERSON SILVA			
1	1:22.101	+0.460	17:18:25.254
2	1:23.639	+1.998	17:19:48.893
3	1:21.641		17:21:10.534
4	1:23.183	+1.542	17:22:33.717
5	1:22.855	+1.214	17:23:56.572
6	1:26.368	+4.727	17:25:22.940
7	1:22.539	+0.898	17:26:45.479

Lap	Lap Tm	Diff	Time of Day
(744) MATEUS JUNIOR			
1	1:29.621	+8.386	17:18:36.948
2	1:25.762	+4.527	17:20:02.710
3	1:22.178	+0.943	17:21:24.888
4	1:21.235		17:22:46.123
5	1:22.607	+1.372	17:24:08.730
6	1:23.204	+1.969	17:25:31.934
7	1:22.964	+1.729	17:26:54.898

Lap	Lap Tm	Diff	Time of Day
(21) VITOR FERREIRA			
1	1:21.775	+4.271	17:18:25.763
2	1:21.237	+3.733	17:19:47.000
3	1:17.579	+0.075	17:21:04.579
4	1:19.304	+1.800	17:22:23.883
5	1:19.693	+2.189	17:23:43.576
6	1:17.504		17:25:01.080

Lap	Lap Tm	Diff	Time of Day
(772) FORMIGA			
1	1:29.567	+4.341	17:18:35.565
2	1:28.417	+3.191	17:20:03.982
3	1:25.226		17:21:29.208
4	1:25.981	+0.755	17:22:55.189
5	1:25.870	+0.644	17:24:21.059
6	1:26.362	+1.136	17:25:47.421

Lap	Lap Tm	Diff	Time of Day
(196) FABRÍCIO GOMES			
1	1:28.380	+3.928	17:18:39.696
2	1:26.532	+2.080	17:20:06.228
3	1:24.452		17:21:30.680
4	1:25.646	+1.194	17:22:56.326
5	1:25.351	+0.899	17:24:21.677
6	1:27.028	+2.576	17:25:48.705

Cronometragem: MARCOS A. MANCINI

Orbits

MX VX Rolim de Moura
Classificado por voltas

IMPORTADA MX3/MX4

Rolim de Moura/RO 1,000 Km

2a. BATERIA

08/08/2021 15:20

Corrida iniciado em 17:16:31

Pos	No.	Piloto	Categ	Voltas	Diff	M. Volta	Moto	Cidade	Equipe
1	74	REPIZO	IMPORTADA MX3	7		1:13.195	HONDA	CACOAL	STECCA & CASTRO-ITF MULTIMARCAS-FICAP
2	77	ITAMAR TADEU	IMPORTADA MX3/MX4	7	0.513	1:13.230	YAMAHA	CACOAL	ITFMULTIMARCAS-TOMAZ MX SCHOOL-MASTEF
3	46	MÁRCIO BRÍGIDO	IMPORTADA MX3/MX4	7	4.945	1:13.365	YAMAHA	CACOAL	MEGA BOM
4	993	NEGÃO	IMPORTADA MX3/MX4	7	14.005	1:14.889	YAMAHA	CACOAL	STECCA & CASTRO-CASADOCS-GARAGEM STI
5	68	OSMAR CANALE	IMPORTADA MX4	7	33.927	1:18.524	YAMAHA	COLORADO DO OEST	STAR MOTOS
6	313	JOÃO CARLOS BOCA	IMPORTADA MX3/MX4	7	45.669	1:17.887	YAMAHA	PORTO VELHO	BKO SPORTS WEAR-FEDERAL BURGUE PORTO
7	60	DOUGLAS AMARAL	IMPORTADA MX4	7	52.816	1:19.318	KAWASAKI	JI-PARANÁ	BANANACROSS MOTO-TEAM RACING MT-KAW
8	27	EVANDRO BUCIOLI	IMPORTADA MX3/MX4	7	54.273	1:17.733	HONDA	SÃO FRANCISCO DO I	SC MENDES TRANSPORTE-POSTO PACOTÃO-I
9	34	EVERTON GUIDO	IMPORTADA MX3	7	56.816	1:20.375	SUZUKI	VILHENA	NORTON MOTO RACING
10	11	EDER CARDIM	IMPORTADA MX3	7	58.287	1:19.342	KAWASAKI	VILHENA	
11	700	ANDERSON SILVA	IMPORTADA MX3	7	1:03.416	1:21.641	KAWASAKI	JI-PARANÁ	GIRAUTO MOTOS
12	744	MATHEUS JUNIOR	IMPORTADA MX3	7	1:12.835	1:21.235	YAMAHA	VILHENA	LAVA JATO VILHENA
13	21	VITOR FERREIRA	IMPORTADA MX3/MX4	6	1 Volta	1:17.504	KAWASAKI	SÃO MIGUEL DO GUA	CEARA LANCHES & LOCAÇÃO-RONDO AGRON
14	772	FORMIGA	IMPORTADA MX3/MX4	6	1 Volta	1:25.226	YAMAHA	JI-PARANÁ	FORMIGA MOTOS
15	196	FABRÍCIO GOMES	IMPORTADA MX3	6	1 Volta	1:24.452	HONDA	OURO PRETO DO OES	GRAUNA RESORT-LOJAS KARISMA-LOJAS GRA
16	234	CLAUDEMIR CARDOSO	IMPORTADA MX4	6	1 Volta	1:24.970	YAMAHA	JI-PARANÁ	MX CONSTRUTORA
17	157	BADECO	IMPORTADA MX4	6	1 Volta	1:19.046	KAWASAKI	JI-PARANÁ	BADECO MOTOS
18	128	MARCOS MARTINELLI	IMPORTADA MX4	2	5 Voltas	1:21.057	YAMAHA	VILHENA	BIAZUS FERRAGENS

Margin of Victory
Avg. Speed
Best Lap Tm
Best Speed
Best Lap by

0.513

45,807

1:13.195

49,184

74 - REPIZO

Cronometragem: MARCOS A. MANCINI

Orbits

MX VX Rolim de Moura

IMPORTADA MX3/MX4

Rolim de Moura/RO 1,000 Km

WARM-UP IMPORTADA MX3/MX4

08/08/2021 09:10

Qualificação iniciado em 9:30:28

Lap	Lap Tm	Diff	Time of Day
(74) REPIZO			
1	1:16.141	+4.546	10:15:39.110
2	1:21.197	+9.602	10:17:00.307
3	1:11.595		10:18:11.902
4	1:12.315	+0.720	10:19:24.217

Lap	Lap Tm	Diff	Time of Day
(77) ITAMAR TADEU			
1	1:20.732	+7.743	10:15:38.349
2	1:14.691	+1.702	10:16:53.040
3	1:14.158	+1.169	10:18:07.198
4	1:15.915	+2.926	10:19:23.113
5	1:12.989		10:20:36.102

Lap	Lap Tm	Diff	Time of Day
(46) MÁRCIO BRÍGIDO			
1	1:16.472	+2.803	10:15:36.917
2	1:13.669		10:16:50.586
3	1:15.908	+2.239	10:18:06.494
4	1:18.227	+4.558	10:19:24.721
5	1:18.729	+5.060	10:20:43.450
6	1:14.585	+0.916	10:21:58.035

Lap	Lap Tm	Diff	Time of Day
(27) EVANDRO BUCIOLI			
1	1:22.723	+8.646	10:16:08.902
2	1:15.639	+1.562	10:17:24.541
3	1:15.013	+0.936	10:18:39.554
4	1:14.827	+0.750	10:19:54.381
5	1:14.077		10:21:08.458

Lap	Lap Tm	Diff	Time of Day
(993) NEGÃO			
1	1:19.837	+5.489	10:16:10.064
2	1:19.227	+4.879	10:17:29.291
3	1:15.217	+0.869	10:18:44.508
4	1:14.624	+0.276	10:19:59.132
5	1:14.348		10:21:13.480

Lap	Lap Tm	Diff	Time of Day
(21) VITOR FERREIRA			
1	1:23.051	+6.981	10:16:27.520
2	1:19.724	+3.654	10:17:47.244
3	1:17.698	+1.628	10:19:04.942
4	1:16.070		10:20:21.012
5	1:16.552	+0.482	10:21:37.564

Lap	Lap Tm	Diff	Time of Day
(313) JOÃO CARLOS BOCA			
1	1:41.019	+24.560	10:16:01.049
2	1:18.781	+2.322	10:17:19.830
3	1:17.164	+0.705	10:18:36.994
4	1:16.459		10:19:53.453
5	1:16.568	+0.109	10:21:10.021

Lap	Lap Tm	Diff	Time of Day
(157) BADECO			
1	1:24.417	+6.820	10:16:49.085
2	1:20.026	+2.429	10:18:09.111
3	1:17.597		10:19:26.708
4	1:21.670	+4.073	10:20:48.378

Lap	Lap Tm	Diff	Time of Day
(700) ANDERSON SILVA			
1	1:27.648	+9.500	10:15:44.324
2	1:23.715	+5.567	10:17:08.039
3	1:21.066	+2.918	10:18:29.105
4	1:20.368	+2.220	10:19:49.473
5	1:18.148		10:21:07.621

Lap	Lap Tm	Diff	Time of Day
(60) DOUGLAS AMARAL			
1	1:22.767	+4.127	10:16:18.026
2	1:21.536	+2.896	10:17:39.562

Lap	Lap Tm	Diff	Time of Day
3	1:21.097	+2.457	10:19:00.659
4	1:18.640		10:20:19.299
5	1:19.972	+1.332	10:21:39.271

Lap	Lap Tm	Diff	Time of Day
(68) OSMAR CANALE			
1	1:28.264	+9.247	10:16:27.036
2	1:22.554	+3.537	10:17:49.590
3	1:22.895	+3.878	10:19:12.485
4	1:19.024	+0.007	10:20:31.509
5	1:19.017		10:21:50.526

Lap	Lap Tm	Diff	Time of Day
(34) EVERTON GUIDO			
1	1:27.482	+7.939	10:16:04.487
2	1:22.578	+3.035	10:17:27.065
3	1:19.959	+0.416	10:18:47.024
4	1:19.543		10:20:06.567

Lap	Lap Tm	Diff	Time of Day
(744) MATEUS JUNIOR			
1	1:26.145	+4.429	10:16:22.151
2	1:24.299	+2.583	10:17:46.450
3	1:21.827	+0.111	10:19:08.277
4	1:21.716		10:20:29.993
5	1:23.431	+1.715	10:21:53.424

Lap	Lap Tm	Diff	Time of Day
(128) MARCOS MARTINELLI			
1	1:26.524	+4.583	10:15:49.447
2	1:23.388	+1.447	10:17:12.835
3	1:21.941		10:18:34.776
4	1:40.590	+18.649	10:20:15.366
5	1:48.198	+26.257	10:22:03.564

Lap	Lap Tm	Diff	Time of Day
(196) FABRÍCIO GOMES			
1	1:31.881	+8.399	10:16:16.345
2	1:25.039	+1.557	10:17:41.384
3	1:23.482		10:19:04.866
4	1:23.556	+0.074	10:20:28.422
5	1:24.431	+0.949	10:21:52.853

Lap	Lap Tm	Diff	Time of Day
(19) EWERTON SILVA			
1	1:30.837	+6.622	10:16:19.441
2	1:24.527	+0.312	10:17:43.968
3	1:24.215		10:19:08.183
4	1:27.069	+2.854	10:20:35.252
5	1:29.146	+4.931	10:22:04.398

Lap	Lap Tm	Diff	Time of Day
(11) EDER CARDIM			
1	1:53.955	+29.118	10:16:31.502
2	1:25.961	+1.124	10:17:57.463
3	1:25.879	+1.042	10:19:23.342
4	1:24.837		10:20:48.179

Lap	Lap Tm	Diff	Time of Day
(772) FORMIGA			
1	1:33.268	+7.501	10:16:06.689
2	1:25.767		10:17:32.456
3	1:27.629	+1.862	10:19:00.085
4	1:48.616	+22.849	10:20:48.701

Lap	Lap Tm	Diff	Time of Day
(234) CLAUDEMIR CARDOSO			
1	1:30.577	+4.506	10:16:30.391
2	1:26.071		10:17:56.462
3	1:28.330	+2.259	10:19:24.792
4	1:29.719	+3.648	10:20:54.511

Lap	Lap Tm	Diff	Time of Day
(98) TIAGO NASCIMENTO			
1	1:28.527	+0.974	10:15:57.995
2	1:41.056	+13.503	10:17:39.051



ROLIM DE MOURA
08 DE AGOSTO
PISTA MUNICIPAL



MX VX Rolim de Moura

Classificado pela melhor volta

IMPORTADA MX3/MX4

Dolim de Moura/RO 1,000 Km

WARM-UP IMPORTADA MX3/MX4

08/08/2021 09:10

Qualificação iniciado em 9:30:28

Pos	No.	Piloto	Categ	M. Tempo	Diff	Moto	Cidade	Equipe
1	74	REPIZO	IMPORTADA MX3	1:11.595		HONDA	CACOAL	STECCA & CASTRO-ITF MULTIMARCAS-PICAP
2	77	ITAMAR TADEU	IMPORTADA MX3/MX4	1:12.989	1.394	YAMAHA	CACOAL	ITFMULTIMARCAS-TOMAZ MX SCHOOL-MASTEF
3	46	MÁRCIO BRÍGIDO	IMPORTADA MX3/MX4	1:13.669	2.074	YAMAHA	CACOAL	MEGA BOM
4	27	EVANDRO BUCIOLI	IMPORTADA MX3/MX4	1:14.077	2.482	HONDA	SÃO FRANCISCO DO GUAP	SC MENDES TRANSPORTE-POSTO PACOTÃO-I
5	993	NEGÃO	IMPORTADA MX3/MX4	1:14.348	2.753	YAMAHA	CACOAL	STECCA & CASTRO-CASADOCS-GARAGEM STI
6	21	VITOR FERREIRA	IMPORTADA MX3/MX4	1:16.070	4.475	KAWASAKI	SÃO MIGUEL DO GUAPORI	CEARA LANCHES & LOCAÇÃO-RONDO AGRO-T
7	313	JOÃO CARLOS BOCA	IMPORTADA MX3/MX4	1:16.459	4.864	YAMAHA	PORTO VELHO	BKO SPORTS WEAR-FEDERAL BURGUE PORTC
8	157	BADECO	IMPORTADA MX4	1:17.597	6.002	KAWASAKI	JÍ-PARANÁ	BADECO MOTOS
9	700	ANDERSON SILVA	IMPORTADA MX3	1:18.148	6.553	KAWASAKI	JÍ-PARANÁ	GIRAUTO MOTOS
10	60	DOUGLAS AMARAL	IMPORTADA MX4	1:18.640	7.045	KAWASAKI	JÍ-PARANÁ	BANANACROSS MOTO-TEAM RACING MT-KAW
11	68	OSMAR CANALE	IMPORTADA MX4	1:19.017	7.422	YAMAHA	COLORADO DO OESTE	STAR MOTOS
12	34	EVERTON GUIDO	IMPORTADA MX3	1:19.543	7.948	SUZUKI	VILHENA	NORTON MOTO RACING
13	744	MATHEUS JUNIOR	IMPORTADA MX3	1:21.716	10.121	YAMAHA	VILHENA	LAVA JATO VILHENA
14	128	MARCOS MARTINELLI	IMPORTADA MX4	1:21.941	10.346	YAMAHA	VILHENA	BIAZUS FERRAGENS
15	196	FABRÍCIO GOMES	IMPORTADA MX3	1:23.482	11.887	HONDA	OURO PRETO DO OESTE	GRAUNA RESORT-LOJAS KARISMA-LOJAS GRA
16	19	EWERTON SILVA	IMPORTADA MX3	1:24.215	12.620	SUZUKI	OURO PRETO DO OESTE	DESIGN INSULFILMS-GRAUNA SPORT
17	11	EDER CARDIM	IMPORTADA MX3	1:24.837	13.242	KAWASAKI	VILHENA	
18	772	FORMIGA	IMPORTADA MX3/MX4	1:25.767	14.172	YAMAHA	JÍ-PARANÁ	FORMIGA MOTOS
19	234	CLAUDEMIR CARDOSO	IMPORTADA MX4	1:26.071	14.476	YAMAHA	JÍ-PARANÁ	MX CONSTRUTORA
20	98	TIAGO NASCIMENTO	IMPORTADA MX3	1:27.553	15.958	HONDA	SÃO DOMINGO	FRIGONORTE
21	127	GUSTAVO FARIAS	MX4	1:31.880	20.285	HONDA	ARIQUEMES	

Cronometragem: MARCOS A. MANCINI

Orbits



www.mancini.esp.br



technology by
MYLAPS
SPORTS TIMING



ROLIM DE MOURA
08 DE AGOSTO
PISTA MUNICIPAL



Canopus
MOTOS

Mapin
materiais p/ construção

Fagotti
Doce

ZENILDO

POSTO MAIS+


OZIAS MOTORES

MX VX Rolim de Moura

IMPORTADA MX3/MX4

Rolim de Moura/RO 1,000 Km

IMPORTADA MX4 - RESULTADO GERAL



POS	No.	PILOTO	CATEG	1a BAT	2a BAT	TOTAL	MOTO	CIDADE
1	77	ITAMAR TADEU	IMPORTADA MX4	22	25	47	YAMAHA	CACOAL
2	46	MÁRCIO BRÍGIDO	IMPORTADA MX4	25	22	47	YAMAHA	CACOAL
3	993	NEGÃO	IMPORTADA MX4	20	20	40	YAMAHA	CACOAL
4	68	OSMAR CANALE	IMPORTADA MX4	15	18	33	YAMAHA	COLORADO DO OESTE
5	27	EVANDRO BUCIOLI	IMPORTADA MX4	18	14	32	HONDA	SÃO FRANCISCO DO GUAPORÉ
6	313	JOÃO CARLOS BOCA	IMPORTADA MX4	14	16	30	YAMAHA	PORTO VELHO
7	21	VITOR FERREIRA	IMPORTADA MX4	16	13	29	KAWASAKI	SÃO MIGUEL DO GUAPORÉ
8	60	DOUGLAS AMARAL	IMPORTADA MX4	13	15	28	KAWASAKI	JI-PARANÁ
9	157	BADECO	IMPORTADA MX4	12	10	22	KAWASAKI	JI-PARANÁ
10	772	FORMIGA	IMPORTADA MX4	9	12	21	YAMAHA	JI-PARANÁ
11	234	CLAUDEMIR CARDOSO	IMPORTADA MX4	10	11	21	YAMAHA	JI-PARANÁ
12	128	MARCOS MARTINELLI	IMPORTADA MX4	11	9	20	YAMAHA	VILHENA
13	127	GUSTAVO FARIAS	IMPORTADA MX4	8	--	8	HONDA	ARIQUEMES

Cronometragem: MARCOS A. MANCINI

Orbits



www.mancini.esp.br

MOTOMUNDO

tecnology by
MYLAPS
SPORTS TIMING

MX VX Rolim de Moura

IMPORTADA PRÓ

Rolim de Moura/RO 1,000 Km

1a. BATERIA

08/08/2021 14:15

Corrida iniciado em 16:25:11

Lap	Lap Tm	Diff	Time of Day
(112) FELIPE CARVALHO			
1	1:08.691	+1.061	16:26:47.706
2	1:08.950	+1.320	16:27:56.656
3	1:09.994	+2.364	16:29:06.650
4	1:14.033	+6.403	16:30:20.683
5	1:12.847	+5.217	16:31:33.530
6	1:09.899	+2.269	16:32:43.429
7	1:08.611	+0.981	16:33:52.040
8	1:07.659	+0.029	16:34:59.699
9	1:07.630		16:36:07.329
10	1:24.895	+17.265	16:37:32.224
11	1:15.362	+7.732	16:38:47.586
12	1:15.207	+7.577	16:40:02.793
13	1:19.805	+12.175	16:41:22.598
(64) MANOBRINHA			
1	1:13.917	+2.201	16:26:58.918
2	1:13.464	+1.748	16:28:12.382
3	1:14.220	+2.504	16:29:26.602
4	1:11.901	+0.185	16:30:38.503
5	1:11.716		16:31:50.219
6	1:13.170	+1.454	16:33:03.389
7	1:12.604	+0.888	16:34:15.993
8	1:13.655	+1.939	16:35:29.648
9	1:13.599	+1.883	16:36:43.247
10	1:13.722	+2.006	16:37:56.969
11	1:13.278	+1.562	16:39:10.247
12	1:13.093	+1.377	16:40:23.340
13	1:13.963	+2.247	16:41:37.303
(328) GUILHERME BISCOLA			
1	1:17.027	+2.807	16:27:02.149
2	1:15.013	+0.793	16:28:17.162
3	1:14.620	+0.400	16:29:31.782
4	1:16.894	+2.674	16:30:48.676
5	1:14.581	+0.361	16:32:03.257
6	1:15.285	+1.065	16:33:18.542
7	1:14.843	+0.623	16:34:33.385
8	1:15.788	+1.568	16:35:49.173
9	1:14.220		16:37:03.393
10	1:16.991	+2.771	16:38:20.384
11	1:15.462	+1.242	16:39:35.846
12	1:14.762	+0.542	16:40:50.608
13	1:15.058	+0.838	16:42:05.666
(46) MÁRCIO BRÍGIDO			
1	1:15.037	+0.429	16:26:58.708
2	1:16.782	+2.174	16:28:15.490
3	1:15.367	+0.759	16:29:30.857
4	1:16.072	+1.464	16:30:46.929
5	1:15.582	+0.974	16:32:02.511
6	1:15.279	+0.671	16:33:17.790
7	1:15.230	+0.622	16:34:33.020
8	1:16.817	+2.209	16:35:49.837
9	1:16.199	+1.591	16:37:06.036
10	1:15.159	+0.551	16:38:21.195
11	1:15.340	+0.732	16:39:36.535
12	1:14.608		16:40:51.143
13	1:15.342	+0.734	16:42:06.485
(5) LUIZ GUZZON			
1	1:17.220	+3.401	16:27:05.868
2	1:15.137	+1.318	16:28:21.005
3	1:14.647	+0.828	16:29:35.652
4	1:15.696	+1.877	16:30:51.348

Lap	Lap Tm	Diff	Time of Day
5	1:16.584	+2.765	16:32:07.932
6	1:16.354	+2.535	16:33:24.286
7	1:15.206	+1.387	16:34:39.492
8	1:14.833	+1.014	16:35:54.325
9	1:14.401	+0.582	16:37:08.726
10	1:13.890	+0.071	16:38:22.616
11	1:15.670	+1.851	16:39:38.286
12	1:13.819		16:40:52.105
13	1:14.446	+0.627	16:42:06.551
(75) ANDRÉ CARBONERA			
1	1:15.573	+0.339	16:26:57.048
2	1:16.536	+1.302	16:28:13.584
3	1:15.234		16:29:28.818
4	1:16.487	+1.253	16:30:45.305
5	1:16.050	+0.816	16:32:01.355
6	1:15.803	+0.569	16:33:17.158
7	1:15.573	+0.339	16:34:32.731
8	1:15.974	+0.740	16:35:48.705
9	1:16.659	+1.425	16:37:05.364
10	1:16.676	+1.442	16:38:22.040
11	1:16.190	+0.956	16:39:38.230
12	1:17.258	+2.024	16:40:55.488
13	1:16.712	+1.478	16:42:12.200
(22) XANDY MELLO			
1	1:15.830	+1.021	16:27:00.511
2	1:15.451	+0.642	16:28:15.962
3	1:15.322	+0.513	16:29:31.284
4	1:16.933	+2.124	16:30:48.217
5	1:14.809		16:32:03.026
6	1:15.392	+0.583	16:33:18.418
7	1:16.235	+1.426	16:34:34.653
8	1:15.923	+1.114	16:35:50.576
9	1:15.754	+0.945	16:37:06.330
10	1:16.853	+2.044	16:38:23.183
11	1:16.536	+1.727	16:39:39.719
12	1:16.465	+1.656	16:40:56.184
13	1:16.734	+1.925	16:42:12.918
(69) CIPÓ			
1	1:17.661	+3.141	16:27:04.611
2	1:15.267	+0.747	16:28:19.878
3	1:15.002	+0.482	16:29:34.880
4	1:15.845	+1.325	16:30:50.725
5	1:16.220	+1.700	16:32:06.945
6	1:16.932	+2.412	16:33:23.877
7	1:18.011	+3.491	16:34:41.888
8	1:15.078	+0.558	16:35:56.966
9	1:14.933	+0.413	16:37:11.899
10	1:15.182	+0.662	16:38:27.081
11	1:16.228	+1.708	16:39:43.309
12	1:14.520		16:40:57.829
13	1:15.147	+0.627	16:42:12.976
(774) RODRIGO BRUMATTI			
1	1:15.586	+0.193	16:26:58.223
2	1:16.773	+1.380	16:28:14.996
3	1:15.393		16:29:30.389
4	1:17.135	+1.742	16:30:47.524
5	1:17.700	+2.307	16:32:05.224
6	1:16.882	+1.489	16:33:22.106
7	1:15.895	+0.502	16:34:38.001
8	1:15.695	+0.302	16:35:53.696
9	1:16.143	+0.750	16:37:09.839
10	1:17.065	+1.672	16:38:26.904

Lap	Lap Tm	Diff	Time of Day
11	1:16.449	+1.056	16:39:43.353
12	1:16.670	+1.277	16:41:00.023
13	1:16.509	+1.116	16:42:16.532
(25) ATAÍDE GABRIEL			
1	1:15.248	+0.293	16:26:55.897
2	1:16.234	+1.279	16:28:12.131
3	1:16.371	+1.416	16:29:28.502
4	1:17.884	+2.929	16:30:46.386
5	1:25.434	+10.479	16:32:11.820
6	1:14.955		16:33:26.775
7	1:16.614	+1.659	16:34:43.389
8	1:15.808	+0.853	16:35:59.197
9	1:17.149	+2.194	16:37:16.346
10	1:15.740	+0.785	16:38:32.086
11	1:15.788	+0.833	16:39:47.874
12	1:16.569	+1.614	16:41:04.443
13	1:15.952	+0.997	16:42:20.395
(47) ZENILDO AUTOMAÇÃO			
1	1:20.343	+6.261	16:27:07.663
2	1:15.546	+1.464	16:28:23.209
3	1:16.779	+2.697	16:29:39.988
4	1:14.082		16:30:54.070
5	1:15.091	+1.009	16:32:09.161
6	1:16.056	+1.974	16:33:25.217
7	1:16.933	+2.851	16:34:42.150
8	1:15.604	+1.522	16:35:57.754
9	1:14.784	+0.702	16:37:12.538
10	1:15.182	+1.100	16:38:27.720
11	1:16.168	+2.086	16:39:43.888
12	1:16.488	+2.406	16:41:00.376
13	1:21.015	+6.933	16:42:21.391
(194) RODRIGO TOMÉ			
1	1:17.678	+1.235	16:27:08.329
2	1:17.472	+1.029	16:28:25.801
3	1:16.811	+0.368	16:29:42.612
4	1:16.443		16:30:59.055
5	1:16.956	+0.513	16:32:16.011
6	1:18.523	+2.080	16:33:34.534
7	1:17.145	+0.702	16:34:51.679
8	1:22.448	+6.005	16:36:14.127
9	1:26.336	+9.893	16:37:40.463
10	1:23.284	+6.841	16:39:03.747
11	1:21.181	+4.738	16:40:24.928
12	1:20.765	+4.322	16:41:45.693
(199) MASSAROLI			
1	1:21.312	+2.129	16:27:09.481
2	1:31.334	+12.151	16:28:40.815
3	1:20.539	+1.356	16:30:01.354
4	1:19.592	+0.409	16:31:20.946
5	1:20.168	+0.985	16:32:41.114
6	1:24.821	+5.638	16:34:05.935
7	1:21.075	+1.892	16:35:27.010
8	1:22.289	+3.106	16:36:49.299
9	1:19.904	+0.721	16:38:09.203
10	1:19.183		16:39:28.386
11	1:35.441	+16.258	16:41:03.827
12	1:28.775	+9.592	16:42:32.602
(791) JOÃO MARTINS			
1	1:07.480	+1.599	16:27:14.197
2	1:09.108	+3.227	16:28:23.305
3	1:09.109	+3.228	16:29:32.414

MX VX Rolim de Moura

IMPORTADA PRÓ

Rolim de Moura/RO 1,000 Km

1a. BATERIA

08/08/2021 14:15

Corrida iniciado em 16:25:11

Lap	Lap Tm	Diff	Time of Day
4	1:10.314	+4.433	16:30:42.728
5	1:06.390	+0.509	16:31:49.118
6	1:06.589	+0.708	16:32:55.707
7	1:07.569	+1.688	16:34:03.276
8	1:06.010	+0.129	16:35:09.286
9	1:05.881		16:36:15.167

(157) BADECO

Lap	Lap Tm	Diff	Time of Day
1	1:20.633	+0.803	16:27:07.129
2	1:19.830		16:28:26.959
3	1:21.954	+2.124	16:29:48.913
4	1:20.526	+0.696	16:31:09.439
5	1:22.407	+2.577	16:32:31.846
6	1:23.114	+3.284	16:33:54.960
7	1:24.769	+4.939	16:35:19.729
8	1:25.018	+5.188	16:36:44.747
9	1:25.704	+5.874	16:38:10.451

(122) MARCELO PERONDI

Lap	Lap Tm	Diff	Time of Day
1	1:15.855	+0.261	16:27:00.180
2	1:16.485	+0.891	16:28:16.665
3	1:17.108	+1.514	16:29:33.773
4	1:15.594		16:30:49.367
5	1:16.747	+1.153	16:32:06.114
6	1:16.281	+0.687	16:33:22.395
7	1:19.068	+3.474	16:34:41.463
8	1:29.612	+14.018	16:36:11.075

(202) DOUGLAS ALMEIDA

Lap	Lap Tm	Diff	Time of Day
1	1:20.770	+4.047	16:27:03.959
2	1:18.603	+1.880	16:28:22.562
3	1:18.845	+2.122	16:29:41.407
4	1:16.723		16:30:58.130
5	1:16.920	+0.197	16:32:15.050
6	1:19.365	+2.642	16:33:34.415

Lap Lap Tm Diff Time of Day

Lap Lap Tm Diff Time of Day

MX VX Rolim de Moura
Classificado por voltas

IMPORTADA PRÓ

Rolim de Moura/RO 1,000 Km

1a. BATERIA

08/08/2021 14:15

Corrida iniciado em 16:25:11

Pos	No.	Piloto	Categ	Voltas	Diff	M. Volta	Moto	Cidade	Equipe
1	112	FELIPE CARVALHO	IMPORTADA PRÓ	13		1:07.630	YAMAHA	ROLIM DE MOURA	
2	64	MANOBRINHA	IMPORTADA PRÓ	13	14.705	1:11.716	YAMAHA	ESPIGÃO DO OESTE	WCAR-TEAM MT
3	328	GUILHERME BISCOLA	IMPORTADA PRÓ	13	43.068	1:14.220	YAMAHA	VILHENA	POSTO DE MÓVILS NÔMA - FURGE DIESEL PAR
4	46	MÁRCIO BRÍGIDO	IMPORTADA PRÓ	13	43.887	1:14.608	YAMAHA	CACOAL	MEGA BOM
5	5	LUIZ GUZZON	IMPORTADA PRÓ	13	43.953	1:13.819	KAWASAKI	ESPIGÃO DO OESTE	FAZENDA PALMITO-BRUMATTI MOTOS
6	75	ANDRÉ CARBONERA	IMPORTADA PRÓ	13	49.602	1:15.234	KAWASAKI	ROLIM DE MOURA	FAGOTTI DOCES
7	22	XANDY MELLO	IMPORTADA PRÓ	13	50.320	1:14.809	YAMAHA	ARIQUEMES	TUZIUI MECANICO
8	69	CIPÓ	IMPORTADA PRÓ	13	50.378	1:14.520	HONDA	PRIMAVERA DE ROND	GIBA RACING-ÁGUIA MOTOS
9	774	RODRIGO BRUMATTI	IMPORTADA PRÓ	13	53.934	1:15.393	YAMAHA	ESPIGÃO DO OESTE	BRUMATTI MOTOS-FARMACIA CENTAL-FAZEN
10	25	ATAIDE GABRIEL	IMPORTADA PRÓ	13	57.797	1:14.955	HONDA	JI-PARANA	ATAÍDE EXTINTORES
11	47	ZENILDO AUTOMAÇÃO	IMPORTADA PRÓ	13	58.793	1:14.082	KAWASAKI	ROLIM DE MOURA	ZENILDO AUTOMAÇÃO
12	194	RODRIGO TOMÉ	IMPORTADA PRÓ	12	1 Volta	1:16.443	YAMAHA	ALTA FLORESTA DO O	RT MOTO PEÇAS
13	199	MASSAROLI	IMPORTADA PRÓ	12	1 Volta	1:19.183	YAMAHA	SAPEZAL	AGROPECUÁRIA MASSAROLI
14	791	JOÃO MARTINS	IMPORTADA PRÓ	9	4 Voltas	1:05.881	KTM	PORTO VELHO	LEME EMPREENDIMENTOS
15	157	BADECO	IMPORTADA PRÓ	9	4 Voltas	1:19.830	KAWASAKI	JI-PARANA	
16	122	MARCELO PERONDI	IMPORTADA PRÓ	8	5 Voltas	1:15.594	YAMAHA	VILHENA	COYOT'S MOTOS
17	202	DOUGLAS ALMEIDA	IMPORTADA PRÓ	6	7 Voltas	1:16.723	HONDA	VILHENA	

Margin of Victory
Avg. Speed
Best Lap Tm
Best Speed
Best Lap by

14.705

48,191

1:05.881

54,644

791 - JOÃO MARTINS

Cronometragem: MARCOS A. MANCINI

Orbits

MX VX Rolim de Moura

IMPORTADA PRÓ

Rolim de Moura/RO 1,000 Km

2a. BATERIA

08/08/2021 16:10

Corrida iniciado em 18:14:47

Lap	Lap Tm	Diff	Time of Day
(791) JOÃO MARTINS			
1	1:06.662		18:16:17.111
2	1:07.272	+0.610	18:17:24.383
3	1:07.536	+0.874	18:18:31.919
4	1:07.443	+0.781	18:19:39.362
5	1:07.661	+0.999	18:20:47.023
6	1:08.998	+2.336	18:21:56.021
7	1:09.923	+3.261	18:23:05.944
8	1:09.394	+2.732	18:24:15.338
9	1:12.737	+6.075	18:25:28.075
10	1:09.230	+2.568	18:26:37.305
11	1:09.424	+2.762	18:27:46.729
12	1:10.322	+3.660	18:28:57.051
13	1:23.361	+16.699	18:30:20.412
(112) FELIPE CARVALHO			
1	1:12.360	+4.586	18:16:28.389
2	1:07.774		18:17:36.163
3	1:07.918	+0.144	18:18:44.081
4	1:07.913	+0.139	18:19:51.994
5	1:09.458	+1.684	18:21:01.452
6	1:09.272	+1.498	18:22:10.724
7	1:10.383	+2.609	18:23:21.107
8	1:10.103	+2.329	18:24:31.210
9	1:12.516	+4.742	18:25:43.726
10	1:11.100	+3.326	18:26:54.826
11	1:10.816	+3.042	18:28:05.642
12	1:11.732	+3.958	18:29:17.374
13	1:14.708	+6.934	18:30:32.082
(64) MANOBRINHA			
1	1:14.419	+1.851	18:16:31.357
2	1:13.158	+0.590	18:17:44.515
3	1:12.850	+0.282	18:18:57.365
4	1:13.441	+0.873	18:20:10.806
5	1:12.924	+0.356	18:21:23.730
6	1:12.568		18:22:36.298
7	1:12.978	+0.410	18:23:49.276
8	1:13.049	+0.481	18:25:02.325
9	1:13.251	+0.683	18:26:15.576
10	1:13.830	+1.262	18:27:29.406
11	1:14.488	+1.920	18:28:43.894
12	1:14.653	+2.085	18:29:58.547
13	1:15.088	+2.520	18:31:13.635
(5) LUIZ GUZZON			
1	1:14.422	+1.948	18:16:28.978
2	1:12.474		18:17:41.452
3	1:13.922	+1.448	18:18:55.374
4	1:14.335	+1.861	18:20:09.709
5	1:14.535	+2.061	18:21:24.244
6	1:15.541	+3.067	18:22:39.785
7	1:15.253	+2.779	18:23:55.038
8	1:14.106	+1.632	18:25:09.144
9	1:14.551	+2.077	18:26:23.695
10	1:15.031	+2.557	18:27:38.726
11	1:15.275	+2.801	18:28:54.001
12	1:14.498	+2.024	18:30:08.499
13	1:13.468	+0.994	18:31:21.967
(69) CIPÓ			
1	1:12.181		18:16:24.536
2	1:13.783	+1.602	18:17:38.319
3	1:14.241	+2.060	18:18:52.560
4	1:13.988	+1.807	18:20:06.548

Lap	Lap Tm	Diff	Time of Day
5	1:14.132	+1.951	18:21:20.680
6	1:14.000	+1.819	18:22:34.680
7	1:14.379	+2.198	18:23:49.059
8	1:14.454	+2.273	18:25:03.513
9	1:15.285	+3.104	18:26:18.798
10	1:14.863	+2.682	18:27:33.661
11	1:16.100	+3.919	18:28:49.761
12	1:15.864	+3.683	18:30:05.625
13	1:17.124	+4.943	18:31:22.749
(22) XANDY MELLO			
1	1:13.147	+0.583	18:16:28.151
2	1:12.564		18:17:40.715
3	1:13.722	+1.158	18:18:54.437
4	1:14.166	+1.602	18:20:08.603
5	1:14.481	+1.917	18:21:23.084
6	1:13.942	+1.378	18:22:37.026
7	1:15.571	+3.007	18:23:52.597
8	1:14.531	+1.967	18:25:07.128
9	1:14.417	+1.853	18:26:21.545
10	1:16.500	+3.936	18:27:38.045
11	1:15.274	+2.710	18:28:53.319
12	1:14.565	+2.001	18:30:07.884
13	1:21.875	+9.311	18:31:29.759
(328) GUILHERME BISCOLA			
1	1:15.406	+1.438	18:16:33.646
2	1:14.327	+0.359	18:17:47.973
3	1:16.020	+2.052	18:19:03.993
4	1:14.784	+0.816	18:20:18.777
5	1:13.968		18:21:32.745
6	1:16.660	+2.692	18:22:49.405
7	1:15.631	+1.663	18:24:05.036
8	1:17.346	+3.378	18:25:22.382
9	1:18.137	+4.169	18:26:40.519
10	1:17.143	+3.175	18:27:57.662
11	1:18.840	+4.872	18:29:16.502
12	1:20.902	+6.934	18:30:37.404
(75) ANDRÉ CARBONERA			
1	1:15.651		18:16:29.794
2	1:16.290	+0.639	18:17:46.084
3	1:17.678	+2.027	18:19:03.762
4	1:16.809	+1.158	18:20:20.571
5	1:17.636	+1.985	18:21:38.207
6	1:16.688	+1.037	18:22:54.895
7	1:16.883	+1.232	18:24:11.778
8	1:17.725	+2.074	18:25:29.503
9	1:17.803	+2.152	18:26:47.306
10	1:19.706	+4.055	18:28:07.012
11	1:18.217	+2.566	18:29:25.229
12	1:20.671	+5.020	18:30:45.900
(122) MARCELO PERONDI			
1	1:16.692	+1.171	18:16:36.111
2	1:16.375	+0.854	18:17:52.486
3	1:15.521		18:19:08.007
4	1:15.770	+0.249	18:20:23.777
5	1:16.736	+1.215	18:21:40.513
6	1:16.415	+0.894	18:22:56.928
7	1:16.913	+1.392	18:24:13.841
8	1:18.639	+3.118	18:25:32.480
9	1:19.191	+3.670	18:26:51.671
10	1:19.548	+4.027	18:28:11.219
11	1:18.906	+3.385	18:29:30.125
12	1:20.089	+4.568	18:30:50.214

Lap	Lap Tm	Diff	Time of Day
(47) ZENILDO AUTOMAÇÃO			
1	1:16.557	+1.309	18:16:35.447
2	1:15.248		18:17:50.695
3	1:16.338	+1.090	18:19:07.033
4	1:16.402	+1.154	18:20:23.435
5	1:16.808	+1.560	18:21:40.243
6	1:16.385	+1.137	18:22:56.628
7	1:16.454	+1.206	18:24:13.082
8	1:39.159	+23.911	18:25:52.241
9	1:19.243	+3.995	18:27:11.484
10	1:20.819	+5.571	18:28:32.303
11	1:20.044	+4.796	18:29:52.347
12	1:19.477	+4.229	18:31:11.824
(46) MÁRCIO BRÍGIDO			
1	1:13.677	+0.685	18:16:30.366
2	1:13.704	+0.712	18:17:44.070
3	1:12.992		18:18:57.062
4	1:13.459	+0.467	18:20:10.521
5	1:14.685	+1.693	18:21:25.206
6	1:15.163	+2.171	18:22:40.369
7	1:15.271	+2.279	18:23:55.640
8	1:14.158	+1.166	18:25:09.798
9	1:14.115	+1.123	18:26:23.913
10	1:15.171	+2.179	18:27:39.084
11	1:15.357	+2.365	18:28:54.441
(157) BADECO			
1	1:20.089	+2.671	18:16:41.175
2	1:17.418		18:17:58.593
3	1:18.287	+0.869	18:19:16.880
4	1:19.016	+1.598	18:20:35.896
5	1:21.912	+4.494	18:21:57.808
6	1:20.081	+2.663	18:23:17.889
7	1:23.522	+6.104	18:24:41.411
8	1:21.608	+4.190	18:26:03.019
9	1:23.350	+5.932	18:27:26.369
10	1:38.517	+21.099	18:29:04.886
11	1:28.400	+10.982	18:30:33.286
(774) RODRIGO BRUMATTI			
1	1:15.168	+0.446	18:16:33.361
2	1:14.722		18:17:48.083
3	1:16.920	+2.198	18:19:05.003
4	1:16.106	+1.384	18:20:21.109
5	1:18.449	+3.727	18:21:39.558
6	1:16.655	+1.933	18:22:56.213
7	1:16.058	+1.336	18:24:12.271
8	1:18.554	+3.832	18:25:30.825
(25) ATAÍDE GABRIEL			
1	1:25.985	+9.814	18:16:41.813
2	1:18.404	+2.233	18:18:00.217
3	1:17.213	+1.042	18:19:17.430
4	1:45.393	+29.222	18:21:02.823
5	1:16.171		18:22:18.994
6	1:17.761	+1.590	18:23:36.755

MX VX Rolim de Moura
Classificado por voltas

IMPORTADA PRÓ

Rolim de Moura/RO 1,000 Km

2a. BATERIA

08/08/2021 16:10

Corrida iniciado em 18:14:47

Pos	No.	Piloto	Categ	Voltas	Diff	M. Volta	Moto	Cidade	Equipe
1	791	JOÃO MARTINS	IMPORTADA PRÓ	13		1:06.662	KTM	PORTO VELHO	LEME EMPREENDIMENTOS
2	112	FELIPE CARVALHO	IMPORTADA PRÓ	13	11.670	1:07.774	YAMAHA	ROLIM DE MOURA	
3	64	MANOBRINHA	IMPORTADA PRÓ	13	53.223	1:12.568	YAMAHA	ESPIGÃO DO OESTE	WCAR-TEAM MT
4	5	LUIZ GUZZON	IMPORTADA PRÓ	13	1:01.555	1:12.474	KAWASAKI	ESPIGÃO DO OESTE	FAZENDA PALMITO-BRUMATTI MOTOS
5	69	CIPÓ	IMPORTADA PRÓ	13	1:02.337	1:12.181	HONDA	PRIMAVERA DE ROND	GIBA RACING-ÁGUIA MOTOS
6	22	XANDY MELLO	IMPORTADA PRÓ	13	1:09.347	1:12.564	YAMAHA	ARIQUEMES	TUZIU MECANICO
7	328	GUILHERME BISCOLA	IMPORTADA PRÓ	12	1 Volta	1:13.968	YAMAHA	VILHENA	POSTO DE MÓVILS NOVA - FURGE DIESEL PARK
8	75	ANDRÉ CARBONERA	IMPORTADA PRÓ	12	1 Volta	1:15.651	KAWASAKI	ROLIM DE MOURA	FAGOTTI DOCES
9	122	MARCELO PERONDI	IMPORTADA PRÓ	12	1 Volta	1:15.521	YAMAHA	VILHENA	COYOT'S MOTOS
10	47	ZENILDO AUTOMAÇÃO	IMPORTADA PRÓ	12	1 Volta	1:15.248	KAWASAKI	ROLIM DE MOURA	ZENILDO AUTOMAÇÃO
11	46	MÁRCIO BRÍGIDO	IMPORTADA PRÓ	11	2 Voltas	1:12.992	YAMAHA	CACOAL	MEGA BOM
12	157	BADECO	IMPORTADA PRÓ	11	2 Voltas	1:17.418	KAWASAKI	JI-PARANA	
13	774	RODRIGO BRUMATTI	IMPORTADA PRÓ	8	5 Voltas	1:14.722	YAMAHA	ESPIGÃO DO OESTE	BRUMATTI MOTOS-FARMACIA CENTAL-FAZEN
14	25	ATAIDE GABRIEL	IMPORTADA PRÓ	6	7 Voltas	1:16.171	HONDA	JI-PARANA	ATAÍDE EXTINTORES

Margin of Victory
Avg. Speed
Best Lap Tm
Best Speed
Best Lap by

11.670

50,172

1:06.662

54,004

791 - JOÃO MARTINS

Cronometragem: MARCOS A. MANCINI

Orbits

MX VX Rolim de Moura

IMPORTADA PRÓ

Rolim de Moura/RO 1,000 Km

WARM-UP IMPORTADA PRÓ

08/08/2021 10:20

Qualificação iniciado em 11:52:08

Lap	Lap Tm	Diff	Time of Day
(791) JOÃO MARTINS			
1	1:09.709	+2.685	11:57:25.160
2	1:07.245	+0.221	11:58:32.405
3	1:19.342	+12.318	11:59:51.747
4	1:07.024		12:00:58.771
5	1:07.955	+0.931	12:02:06.726
(112) FELIPE CARVALHO			
1	1:11.231	+3.480	11:56:18.860
2	1:12.345	+4.594	11:57:31.205
3	1:18.816	+11.065	11:58:50.021
4	1:27.364	+19.613	12:00:17.385
5	1:07.751		12:01:25.136
(64) MANOBRINHA			
1	3:38.091	+2:26.545	11:59:13.270
2	1:11.546		12:00:24.816
3	1:12.520	+0.974	12:01:37.336
4	1:12.358	+0.812	12:02:49.694
(328) GUILHERME BISCOLA			
1	1:22.997	+10.344	11:57:00.510
2	1:12.653		11:58:13.163
3	1:13.159	+0.506	11:59:26.322
4	1:14.482	+1.829	12:00:40.804
5	1:13.523	+0.870	12:01:54.327
(46) MÁRCIO BRÍGIDO			
1	2:03.788	+50.979	11:57:39.601
2	1:12.809		11:58:52.410
3	1:13.321	+0.512	12:00:05.731
4	1:24.535	+11.726	12:01:30.266
5	1:14.204	+1.395	12:02:44.470
(74) REPIZO			
1	1:36.507	+23.591	11:57:27.240
2	1:13.335	+0.419	11:58:40.575
3	1:30.504	+17.588	12:00:11.079
4	1:12.916		12:01:23.995
5	1:13.066	+0.150	12:02:37.061
(22) XANDY MELLO			
1	1:21.113	+7.551	11:56:51.584
2	1:13.562		11:58:05.146
3	1:20.180	+6.618	11:59:25.326
4	1:29.022	+15.460	12:00:54.348
5	1:13.583	+0.021	12:02:07.931
(5) LUIZ GUZZON			
1	1:28.149	+11.924	11:57:15.104
2	1:21.910	+5.685	11:58:37.014
3	1:18.693	+2.468	11:59:55.707
4	1:16.225		12:01:11.932
5	1:16.826	+0.601	12:02:28.758
(69) CIPÓ			
1	1:24.637	+8.360	11:56:54.644
2	1:17.822	+1.545	11:58:12.466
3	1:19.462	+3.185	11:59:31.928
4	1:16.277		12:00:48.205
5	1:19.526	+3.249	12:02:07.731
(25) ATAIDE GABRIEL			
1	1:22.558	+6.204	11:56:36.118
2	1:18.143	+1.789	11:57:54.261

Lap	Lap Tm	Diff	Time of Day
3	1:18.549	+2.195	11:59:12.810
4	1:16.354		12:00:29.164
5	1:18.285	+1.931	12:01:47.449
(122) MARCELO PERONDI			
1	1:33.333	+16.888	11:57:19.021
2	1:20.332	+3.887	11:58:39.353
3	1:17.420	+0.975	11:59:56.773
4	1:20.910	+4.465	12:01:17.683
5	1:16.445		12:02:34.128
(194) RODRIGO TOMÉ			
1	1:19.840	+3.084	11:57:04.350
2	1:18.469	+1.713	11:58:22.819
3	1:16.756		11:59:39.575
4	1:17.186	+0.430	12:00:56.761
5	1:18.307	+1.551	12:02:15.068
(202) DOUGLAS ALMEIDA			
1	1:26.535	+8.580	11:57:43.937
2	1:21.212	+3.257	11:59:05.149
3	1:18.877	+0.922	12:00:24.026
4	1:17.955		12:01:41.981
(75) ANDRÉ CARBONERA			
1	1:24.651	+6.636	11:56:41.259
2	1:20.310	+2.295	11:58:01.569
3	1:20.006	+1.991	11:59:21.575
4	1:18.015		12:00:39.590
5	1:18.246	+0.231	12:01:57.836
(774) RODRIGO BRUMATTI			
1	1:20.460	+2.010	11:56:43.526
2	1:20.073	+1.623	11:58:03.599
3	1:18.450		11:59:22.049
4	1:19.229	+0.779	12:00:41.278
5	1:20.654	+2.204	12:02:01.932
(47) ZENILDO AUTOMAÇÃO			
1	1:27.049	+8.137	11:56:42.176
2	1:20.474	+1.562	11:58:02.650
3	1:20.485	+1.573	11:59:23.135
4	1:18.912		12:00:42.047
5	1:19.492	+0.580	12:02:01.539
(199) MASSAROLI			
1	1:27.690	+6.189	11:57:17.648
2	1:21.501		11:58:39.149
3	1:21.665	+0.164	12:00:00.814
4	1:22.085	+0.584	12:01:22.899
5	1:22.872	+1.371	12:02:45.771
(157) BADECO			
1	1:28.259	+6.388	11:57:53.445
2	1:23.153	+1.282	11:59:16.598
3	1:22.353	+0.482	12:00:38.951
4	1:21.871		12:02:00.822
(127) GUSTAVO FARIAS			
1	1:34.970		11:57:02.921
2	1:35.885	+0.915	11:58:38.806
3	1:35.768	+0.798	12:00:14.574
4	1:36.890	+1.920	12:01:51.464

MX VX Rolim de Moura

Classificado pela melhor volta

IMPORTADA PRÓ

Rolim de Moura/RO 1,000 Km

WARM-UP IMPORTADA PRÓ

08/08/2021 10:20

Qualificação iniciado em 11:52:08

Pos	No.	Piloto	Categ	M. Tempo	Diff	Moto	Cidade	Equipe
1	791	JOÃO MARTINS	IMPORTADA PRÓ	1:07.024		KTM	PORTO VELHO	LEME EMPREENDIMENTOS
2	112	FELIPE CARVALHO	IMPORTADA PRÓ	1:07.751	0.727	YAMAHA	ROLIM DE MOURA	
3	64	MANOBRINHA	IMPORTADA PRÓ	1:11.546	4.522	YAMAHA	ESPIGÃO DO OESTE	WCAR-TEAM MT
4	328	GUILHERME BISCOLA	IMPORTADA PRÓ	1:12.653	5.629	YAMAHA	VILHENA-RO	POSTO DE MOLAS NONA - FORGE DIESEL PAR
5	46	MÁRCIO BRÍGIDO	IMPORTADA PRÓ	1:12.809	5.785	YAMAHA	CACOAL	MEGA BOM
6	74	REPIZO	IMPORTADA PRÓ	1:12.916	5.892	HONDA	CACOAL	TOMAZ MX SCHOOL
7	22	XANDY MELLO	IMPORTADA PRÓ	1:13.562	6.538	YAMAHA	ARIQUEMES	TUZIU MECANICO
8	5	LUIZ GUZZON	IMPORTADA PRÓ	1:16.225	9.201	KAWASAKI	ESPIGÃO DO OESTE	FAZENDA PALMITO-BRUMATTI MOTOS
9	69	CIPÓ	IMPORTADA PRÓ	1:16.277	9.253	HONDA	PRIMAVERA DE RONDÔNIA	GIBA RACING-ÁGUIA MOTOS
10	25	ATAIDE GABRIEL	IMPORTADA PRÓ	1:16.354	9.330	HONDA	JI-PARANA	ATAÍDE EXTINTORES
11	122	MARCELO PERONDI	IMPORTADA PRÓ	1:16.445	9.421	YAMAHA	VILHENA	COYOT'S MOTOS
12	194	RODRIGO TOMÉ	IMPORTADA PRÓ	1:16.756	9.732	YAMAHA	ALTA FLORESTA DO OESTE	RT MOTO PEÇAS
13	202	DOUGLAS ALMEIDA	IMPORTADA PRÓ	1:17.955	10.931	HONDA	VILHENA	
14	75	ANDRÉ CARBONERA	IMPORTADA PRÓ	1:18.015	10.991	KAWASAKI	ROLIM DE MOURA	FAGOTTI DOCES
15	774	RODRIGO BRUMATTI	IMPORTADA PRÓ	1:18.450	11.426	YAMAHA	ESPIGÃO DO OESTE	BRUMATTI MOTOS-FARMACIA CENTAL-FAZEN
16	47	ZENILDO AUTOMAÇÃO	IMPORTADA PRÓ	1:18.912	11.888	KAWASAKI	ROLIM DE MOURA	ZENILDO AUTOMAÇÃO
17	199	MASSAROLI	IMPORTADA PRÓ	1:21.501	14.477	YAMAHA	SAPEZAL	AGROPECUÁRIA MASSAROLI
18	157	BADECO	IMPORTADA PRÓ	1:21.871	14.847	KAWASAKI	JI-PARANA	
19	127	GUSTAVO FARIAS	IMPORTADA PRÓ	1:34.970	27.946	HONDA	ARIQUEMES	



ROLIM DE MOURA
08 DE AGOSTO
PISTA MUNICIPAL



Canopus
MOTOS
Mapin
materiais p/ construção




POSTO MAIS+
OZIAS MOTORES

MX VX Rolim de Moura

IMPORTADA PRÓ

Rolim de Moura/RO 1,000 Km

IMPORTADA PRO - RESULTADO GERAL



POS	No.	PILOTO	CATEG	1a BAT	2a BAT	TOTAL	MOTO	CIDADE
1	112	FELIPE CARVALHO	IMPORTADA PRÓ	25	22	47	YAMAHA	ROLIM DE MOURA
2	64	MANOBRINHA	IMPORTADA PRÓ	22	20	42	YAMAHA	ESPIGÃO DO OESTE
3	5	LUIZ GUZZON	IMPORTADA PRÓ	16	18	34	KAWASAKI	ESPIGÃO DO OESTE
4	328	GUILHERME BISCOLA	IMPORTADA PRÓ	20	14	34	YAMAHA	VILHENA
5	791	JOÃO MARTINS	IMPORTADA PRÓ	7	25	32	KTM	PORTO VELHO
6	69	CIPÓ	IMPORTADA PRÓ	13	16	29	HONDA	PRIMAVERA DE RONDÔNIA
7	22	XANDY MELLO	IMPORTADA PRÓ	14	15	29	YAMAHA	ARIQUEMES
8	75	ANDRÉ CARBONERA	IMPORTADA PRÓ	15	13	28	KAWASAKI	ROLIM DE MOURA
9	46	MÁRCIO BRÍGIDO	IMPORTADA PRÓ	18	10	28	YAMAHA	CACOAL
10	47	ZENILDO AUTOMAÇÃO	IMPORTADA PRÓ	10	11	21	KAWASAKI	ROLIM DE MOURA
11	774	RODRIGO BRUMATTI	IMPORTADA PRÓ	12	8	20	YAMAHA	ESPIGÃO DO OESTE
12	25	ATAIDE GABRIEL	IMPORTADA PRÓ	11	7	18	HONDA	JI-PARANA
13	122	MARCELO PERONDI	IMPORTADA PRÓ	5	12	17	YAMAHA	VILHENA
14	157	BADECO	IMPORTADA PRÓ	6	9	15	KAWASAKI	JI-PARANA
15	194	RODRIGO TOMÉ	IMPORTADA PRÓ	9	--	9	YAMAHA	ALTA FLORESTA DO OESTE
16	199	MASSAROLI	IMPORTADA PRÓ	8	--	8	YAMAHA	SAPEZAL
17	202	DOUGLAS ALMEIDA	IMPORTADA PRÓ	4	--	4	HONDA	VILHENA

Cronometragem: MARCOS A. MANCINI

Orbits



www.mancini.esp.br



tecnology by
MYLAPS
SPORTS TIMING

MX VX Rolim de Moura


MIRIM / FEMININA

Rolim de Moura/RO 1,000 Km

CORRIDA

08/08/2021 14:40

Corrida iniciado em 16:52:31



Lap	Lap Tm	Diff	Time of Day
(338) KAYKE GABRIELL			
1	1:22.257	+1.969	16:54:24.838
2	1:20.288		16:55:45.126
3	1:22.628	+2.340	16:57:07.754
4	1:20.990	+0.702	16:58:28.744
5	1:29.100	+8.812	16:59:57.844
6	1:30.177	+9.889	17:01:28.021
7	1:20.700	+0.412	17:02:48.721
8	1:28.200	+7.912	17:04:16.921
(190) GAMBIARRA			
1	1:30.649	+4.727	16:54:40.459
2	1:59.885	+33.963	16:56:40.344
3	1:28.520	+2.598	16:58:08.864
4	1:26.482	+0.560	16:59:35.346
5	1:25.922		17:01:01.268
6	1:27.149	+1.227	17:02:28.417
7	1:28.077	+2.155	17:03:56.494
8	1:29.454	+3.532	17:05:25.948
(68) CAIO CANALE			
1	1:32.460	+2.095	16:54:39.706
2	1:30.365		16:56:10.071
3	1:34.426	+4.061	16:57:44.497
4	1:33.615	+3.250	16:59:18.112
5	1:31.450	+1.085	17:00:49.562
6	1:32.348	+1.983	17:02:21.910
7	1:33.623	+3.258	17:03:55.533
8	1:35.406	+5.041	17:05:30.939
(884) FELIPE DENTINHO			
1	1:24.334	+1.783	16:54:32.824
2	2:46.299	+1:23.748	16:57:19.123
3	1:25.715	+3.164	16:58:44.838
4	1:25.170	+2.619	17:00:10.008
5	1:25.678	+3.127	17:01:35.686
6	1:25.586	+3.035	17:03:01.272
7	1:22.551		17:04:23.823
(43) LAVINIA			
1	1:42.630	+10.896	16:54:59.872
2	1:42.788	+11.054	16:56:42.660
3	1:35.607	+3.873	16:58:18.267
4	1:38.350	+6.616	16:59:56.617
5	1:36.107	+4.373	17:01:32.724
6	1:33.484	+1.750	17:03:06.208
7	1:31.734		17:04:37.942
(772) ALANE FORMIGA			
1	1:43.150	+10.248	16:55:01.741
2	1:41.746	+8.844	16:56:43.487
3	1:37.165	+4.263	16:58:20.652
4	1:36.583	+3.681	16:59:57.235
5	1:36.020	+3.118	17:01:33.255
6	1:35.693	+2.791	17:03:08.948
7	1:32.902		17:04:41.850
(7) BAZUQUINHA			
1	1:44.551	+8.754	16:54:57.992
2	1:41.855	+6.058	16:56:39.847
3	1:37.676	+1.879	16:58:17.523
4	1:38.217	+2.420	16:59:55.740
5	1:35.979	+0.182	17:01:31.719
6	1:36.645	+0.848	17:03:08.364
7	1:35.797		17:04:44.161

Lap	Lap Tm	Diff	Time of Day
(9) LUCAS RIOS			
1	1:42.254	+9.472	16:54:59.269
2	1:42.553	+9.771	16:56:41.822
3	1:38.154	+5.372	16:58:19.976
4	1:39.948	+7.166	16:59:59.924
5	1:35.940	+3.158	17:01:35.864
6	1:37.044	+4.262	17:03:12.908
7	1:32.782		17:04:45.690
(456) EDUARDA BUCIOLI			
1	1:50.765	+6.699	16:55:06.486
2	1:48.999	+4.933	16:56:55.485
3	1:46.716	+2.650	16:58:42.201
4	1:44.066		17:00:26.267
5	1:44.476	+0.410	17:02:10.743
6	1:44.345	+0.279	17:03:55.088
7	1:49.518	+5.452	17:05:44.606
(11) CAITO RUAN			
1	1:49.729	+7.742	16:55:10.283
2	1:48.135	+6.148	16:56:58.418
3	1:52.691	+10.704	16:58:51.109
4	1:44.823	+2.836	17:00:35.932
5	1:45.379	+3.392	17:02:21.311
6	1:41.987		17:04:03.298
7	1:48.676	+6.689	17:05:51.974
(123) DAVI LUIZ PERONDI			
1	2:03.490	+25.277	16:55:29.610
2	2:00.489	+22.276	16:57:30.099
3	1:43.616	+5.403	16:59:13.715
4	1:38.213		17:00:51.928
5	1:38.655	+0.442	17:02:30.583
6	1:50.785	+12.572	17:04:21.368
(108) MARIA			
1	1:53.857	+11.841	16:55:23.255
2	1:48.605	+6.589	16:57:11.860
3	1:51.006	+8.990	16:59:02.866
4	1:45.668	+3.652	17:00:48.534
5	1:42.016		17:02:30.550
6	1:59.200	+17.184	17:04:29.750
(31) EMILI			
1	2:04.448	+13.406	16:55:28.896
2	2:01.888	+10.846	16:57:30.784
3	2:34.809	+43.767	17:00:05.593
4	1:53.689	+2.647	17:01:59.282
5	1:51.042		17:03:50.324
6	2:14.002	+22.960	17:06:04.326

MX VX Rolim de Moura

Classificado por voltas

MIRIM / FEMININA

Rolim de Moura/RO 1,000 Km

CORRIDA

08/08/2021 14:40

Corrida iniciado em 16:52:31

Pos	No.	Piloto	Categ	Voltas	Diff	M. Volta	Moto	Cidade	Equipe
1	338	KAYKE GABRIELL	MIRIM	8		1:20.288	YAMAHA	ESPIGÃO DO OESTE	JRBETSPORTS-GRUPO RONDO ESPORTES
2	190	GAMBIARRA	MIRIM	8	1:09.027	1:25.922	KAWASAKI	ROLIM DE MOURA	METALÚRGICA DO IRMÃO SAMUEL
3	68	CAIO CANALE	MIRIM	8	1:14.018	1:30.365	KAWASAKI	COLORADO DO OEST	STAR MOTOS
4	884	FELIPE DENTINHO	MIRIM	7	1 Volta	1:22.551	HONDA	ROLIM DE MOURA	CONTRUTORA LOUVEM
5	43	LAVINIA	FEMININA	7	1 Volta	1:31.734	KAWASAKI	BURITIS	
6	772	ALANE FORMIGA	FEMININA	7	1 Volta	1:32.902	HONDA	JI-PARANÁ	FORMIGA MOTOS
7	7	BAZUQUINHA	MIRIM	7	1 Volta	1:35.797	KTM	CACOAL	WAGNER MOTOS
8	9	LUCAS RIOS	MIRIM	7	1 Volta	1:32.782	GASGAS	SÃO MIGUEL DO GUA	GUAPORÉ AUTO MECÂNICA
9	456	EDUARDA BUCIOLI	FEMININA	7	1 Volta	1:44.066	HONDA	SÃO FRANCISCO DO I	CS MENDES TRANSPORTE-PREFEITURA DE SI
10	11	CAITO RUAN	MIRIM	7	1 Volta	1:41.987	HONDA	ROLIM DE MOURA	LABORATÓRIO TOCANTINS-RIBEIRO MÓVEIS
11	123	DAVI LUIZ PERONDI	MIRIM	6	2 Voltas	1:38.213	KTM	VILHENA	COYOT'S MOTOS
12	108	MARIA	FEMININA	6	2 Voltas	1:42.016	HONDA	CACOAL	
13	31	EMILI	FEMININA	6	2 Voltas	1:51.042	HONDA	ALTO PARAISO	
14	99	KAUAN ALMEIDA	MIRIM		8 Voltas		YAMAHA	PORTO VELHO	MERCADINHO E MATERIAIS KAUAN

Margin of Victory

Avg. Speed

Best Lap Tm

Best Speed

Best Lap by

1:09.027

40,821

1:20.288

44,839

338 - KAYKE GABRIELL

Cronometragem: MARCOS A. MANCINI

Orbits

MX VX Rolim de Moura

Classificado por voltas

MIRIM / FEMININA

Rolim de Moura/RO 1,000 Km

CORRIDA

08/08/2021 14:40

Corrida iniciado em 16:52:31

Pos	No.	Piloto	Categ	Voltas	Diff	M. Volta	Moto	Cidade	Equipe
FEMININA									
1	43	LAVINIA	FEMININA	7		1:31.734	KAWASAKI	BURITIS	
2	772	ALANE FORMIGA	FEMININA	7	3.908	1:32.902	HONDA	JI-PARANÁ	FORMIGA MOTOS
3	456	EDUARDA BUCIOLI	FEMININA	7	1:06.664	1:44.066	HONDA	SÃO FRANCISCO DO OESTE	CS MENDES TRANSPORTE-PREFEITURA DE SÃO FRANCISCO DO OESTE
4	108	MARIA	FEMININA	6	1 Volta	1:42.016	HONDA	CACOAL	
5	31	EMILI	FEMININA	6	1 Volta	1:51.042	HONDA	ALTO PARAISO	
MIRIM									
1	338	KAYKE GABRIELL	MIRIM	8		1:20.288	YAMAHA	ESPIGÃO DO OESTE	JRBETSPORTS-GRUPO RONDO ESPORTES
2	190	GAMBIARRA	MIRIM	8	1:09.027	1:25.922	KAWASAKI	ROLIM DE MOURA	METALÚRGICA DO IRMÃO SAMUEL
3	68	CAIO CANALE	MIRIM	8	1:14.018	1:30.365	KAWASAKI	COLORADO DO OESTE	STAR MOTOS
4	884	FELIPE DENTINHO	MIRIM	7	1 Volta	1:22.551	HONDA	ROLIM DE MOURA	CONTRUTORA LOUVEM
5	7	BAZUQUINHA	MIRIM	7	1 Volta	1:35.797	KTM	CACOAL	WAGNER MOTOS
6	9	LUCAS RIOS	MIRIM	7	1 Volta	1:32.782	GASGAS	SÃO MIGUEL DO GUAÇU	GUAPORÉ AUTO MECÂNICA
7	11	CAITO RUAN	MIRIM	7	1 Volta	1:41.987	HONDA	ROLIM DE MOURA	LABORATÓRIO TOCANTINS-RIBEIRO MÓVEIS
8	123	DAVI LUIZ PERONDI	MIRIM	6	2 Voltas	1:38.213	KTM	VILHENA	COYOT'S MOTOS
9	99	KAUAN ALMEIDA	MIRIM	8	8 Voltas		YAMAHA	PORTO VELHO	MERCADINHO E MATERIAIS KAUAN

Margin of Victory

Avg. Speed

Best Lap Tm

Best Speed

Best Lap by

1:09.027

40,821

1:20.288

44,839

338 - KAYKE GABRIELL

Cronometragem: MARCOS A. MANCINI

Orbits

MX VX Rolim de Moura

MIRIM / FEMININA

Rolim de Moura/RO 1,000 Km

WARM-UP MIRIM/FEMININA

08/08/2021 10:00

Qualificação (10:00 Tempo) iniciado em 11:35:53

Lap	Lap Tm	Diff	Time of Day	Lap	Lap Tm	Diff	Time of Day	Lap	Lap Tm	Diff	Time of Day
(338) KAYKE GABRIELL											
1	1:34.634	+3.953	11:38:49.709								
2	1:31.372	+0.691	11:40:21.081								
3	1:30.712	+0.031	11:41:51.793								
4	1:30.681		11:43:22.474								
(884) FELIPE DENTINHO											
1	1:42.190	+5.274	11:38:57.684								
2	1:45.387	+8.471	11:40:43.071								
3	1:36.916		11:42:19.987								
(190) GAMBIARRA											
1	1:37.883		11:38:54.664								
2	2:30.113	+52.230	11:41:24.777								
3	1:38.288	+0.405	11:43:03.065								
(68) CAIO CANALE											
1	1:56.568	+11.485	11:39:51.909								
2	1:45.083		11:41:36.992								
3	1:52.440	+7.357	11:43:29.432								
(43) LAVINIA											
1	2:00.005	+8.115	11:39:43.227								
2	1:53.639	+1.749	11:41:36.866								
3	1:51.890		11:43:28.756								
(772) ALANE FORMIGA											
1	2:02.285	+8.961	11:39:54.677								
2	1:54.676	+1.352	11:41:49.353								
3	1:53.324		11:43:42.677								
(9) LUCAS RIOS											
1	1:55.277	+0.328	11:39:18.312								
2	2:06.400	+11.451	11:41:24.712								
3	1:54.949		11:43:19.661								
(7) BAZUQUINHA											
1	2:00.642	+4.182	11:39:30.127								
2	2:23.105	+26.645	11:41:53.232								
3	1:56.460		11:43:49.692								
(11) CAITO RUAN											
1	1:59.801		11:39:21.728								
2	2:08.047	+8.246	11:41:29.775								
3	2:05.761	+5.960	11:43:35.536								
(123) DAVI LUIZ PERONDI											
1	2:39.548	+17.883	11:40:34.316								
2	2:21.665		11:42:55.981								
(108) MARIA											
1	2:51.503	+16.505	11:40:16.778								
2	2:34.998		11:42:51.776								
(99) KAUAN ALMEIDA											
1	2:39.726		11:41:10.349								
(27) EDUARDA BUCIOLI											
1	3:12.557	+19.314	11:40:41.250								
2	2:53.243		11:43:34.493								

MX VX Rolim de Moura

Classificado pela melhor volta

MIRIM / FEMININA

Rolim de Moura/RO 1,000 Km

WARM-UP MIRIM/FEMININA

08/08/2021 10:00

Qualificação (10:00 Tempo) iniciado em 11:35:53

Pos	No.	Piloto	Categ	M. Tempo	Diff	Moto	Cidade	Equipe
1	338	KAYKE GABRIELL	MIRIM	1:30.681		YAMAHA	ESPIGÃO DO OESTE	JRBETSPORTS-GRUPO RONDO ESPORTES
2	884	FELIPE DENTINHO	MIRIM	1:36.916	6.235	HONDA	ROLIM DE MOURA	CONTRUTORA LOUVEM
3	190	GAMBIARRA	MIRIM	1:37.883	7.202	KAWASAKI	ROLIM DE MOURA	METALÚRGICA DO IRMÃO SAMUEL
4	68	CAIO CANALE	MIRIM	1:45.083	14.402	KAWASAKI	COLORADO DO OESTE	STAR MOTOS
5	43	LAVINIA	FEMININA	1:51.890	21.209	KAWASAKI	BURITIS	
6	772	ALANE FORMIGA	FEMININA	1:53.324	22.643	HONDA	JI-PARANÁ	FORMIGA MOTOS
7	9	LUCAS RIOS	MIRIM	1:54.949	24.268	GASGAS	SÃO MIGUEL DO GUAPORI	GUAPORÉ AUTO MECÂNICA
8	7	BAZUQUINHA	MIRIM	1:56.460	25.779	KTM	CACOAL	WAGNER MOTOS
9	11	CAITO RUAN	MIRIM	1:59.801	29.120	HONDA	ROLIM DE MOURA	LABORATÓRIO TO CANTINS-RIBEIRO MÓVEIS
10	123	DAVI LUIZ PERONDI	MIRIM	2:21.665	50.984	KTM	VILHENA	COYOT'S MOTOS
11	108	MARIA	FEMININA	2:34.998	14.317	HONDA	CACOAL	
12	99	KAUAN ALMEIDA	MIRIM	2:39.726	19.045	YAMAHA	PORTO VELHO	MERCADINHO E MATERIAIS KAUAN
13	27	EDUARDA BUCIOLI	FEMININA	2:53.243	22.562	HONDA	SÃO FRANCISCO DO GUAP	CS MENDES TRANSPORTE-PREFEITURA DE SI
14	31	EMILI	FEMININA			HONDA	ALTO PARAISO	

MX VX Rolim de Moura

NACIONAL MX

Rolim de Moura/RO 1,000 Km

CORRIDA

08/08/2021 15:45

Corrida iniciado em 17:54:57

Lap	Lap Tm	Diff	Time of Day
(119) JHOAN PIERRE			
1	1:11.238	+0.667	17:56:35.490
2	1:10.943	+0.372	17:57:46.433
3	1:10.571		17:58:57.004
4	1:10.815	+0.244	18:00:07.819
5	1:11.615	+1.044	18:01:19.434
6	1:11.355	+0.784	18:02:30.789
7	1:11.521	+0.950	18:03:42.310
8	1:11.876	+1.305	18:04:54.186
9	1:13.573	+3.002	18:06:07.759
10	1:12.069	+1.496	18:07:19.828

Lap	Lap Tm	Diff	Time of Day
(187) JACSON CARDOSO			
1	1:13.001	+2.338	17:56:41.219
2	1:10.663		17:57:51.882
3	1:11.675	+1.012	17:59:03.557
4	1:13.446	+2.783	18:00:17.003
5	1:10.865	+0.202	18:01:27.868
6	1:11.496	+0.833	18:02:39.364
7	1:13.010	+2.347	18:03:52.374
8	1:12.322	+1.659	18:05:04.696
9	1:13.598	+2.935	18:06:18.294
10	1:14.100	+3.437	18:07:32.394

Lap	Lap Tm	Diff	Time of Day
(1) THIAGO MACHADO			
1	1:12.606	+0.696	17:56:37.764
2	1:11.910		17:57:49.674
3	1:13.055	+1.145	17:59:02.729
4	1:14.110	+2.200	18:00:16.839
5	1:14.172	+2.262	18:01:31.011
6	1:12.841	+0.931	18:02:43.852
7	1:12.413	+0.503	18:03:56.265
8	1:13.497	+1.587	18:05:09.762
9	1:12.728	+0.818	18:06:22.490
10	1:16.097	+4.187	18:07:38.587

Lap	Lap Tm	Diff	Time of Day
(116) MATEUS ZILLI			
1	1:12.545	+1.235	17:56:38.263
2	1:11.649	+0.339	17:57:49.912
3	1:11.310		17:59:01.222
4	1:13.073	+1.763	18:00:14.295
5	1:12.618	+1.308	18:01:26.913
6	1:13.545	+2.235	18:02:40.458
7	1:14.743	+3.433	18:03:55.201
8	1:13.482	+2.172	18:05:08.683
9	1:17.907	+6.597	18:06:26.590
10	1:19.769	+8.459	18:07:46.359

Lap	Lap Tm	Diff	Time of Day
(43) VITOR MOTA			
1	1:15.642	+2.626	17:56:42.914
2	1:14.369	+1.353	17:57:57.283
3	1:13.662	+0.646	17:59:10.945
4	1:14.476	+1.460	18:00:25.421
5	1:14.935	+1.919	18:01:40.356
6	1:14.844	+1.828	18:02:55.200
7	1:14.443	+1.427	18:04:09.643
8	1:13.944	+0.928	18:05:23.587
9	1:15.298	+2.282	18:06:38.885
10	1:13.016		18:07:51.901

Lap	Lap Tm	Diff	Time of Day
(200) WILLIAN BONI			
1	1:16.627	+3.768	17:56:47.880
2	1:14.992	+2.133	17:58:02.872
3	1:12.981	+0.122	17:59:15.853
4	1:13.133	+0.274	18:00:28.986

Lap	Lap Tm	Diff	Time of Day
5	1:13.937	+1.078	18:01:42.923
6	1:14.808	+1.949	18:02:57.731
7	1:15.884	+3.025	18:04:13.615
8	1:13.118	+0.259	18:05:26.733
9	1:12.859		18:06:39.592
10	1:13.130	+0.271	18:07:52.722

Lap	Lap Tm	Diff	Time of Day
(17) LUÍS AZEVEDO			
1	1:17.012	+3.185	17:56:44.655
2	1:13.920	+0.093	17:57:58.575
3	1:13.827		17:59:12.402
4	1:14.712	+0.885	18:00:27.114
5	1:15.655	+1.828	18:01:42.769
6	1:14.726	+0.899	18:02:57.495
7	1:15.921	+2.094	18:04:13.416
8	1:19.075	+5.248	18:05:32.491
9	1:19.601	+5.774	18:06:52.092
10	1:20.135	+6.308	18:08:12.227

Lap	Lap Tm	Diff	Time of Day
(172) ROGÉRIO			
1	1:17.609	+0.495	17:56:44.237
2	1:18.297	+1.183	17:58:02.534
3	1:17.213	+0.099	17:59:19.747
4	1:17.866	+0.752	18:00:37.613
5	1:18.650	+1.536	18:01:56.263
6	1:17.114		18:03:13.377
7	1:17.951	+0.837	18:04:31.328
8	1:17.446	+0.332	18:05:48.774
9	1:17.253	+0.139	18:07:06.027
10	1:18.125	+1.011	18:08:24.152

Lap	Lap Tm	Diff	Time of Day
(272) WANDERSON HOLANDA			
1	1:20.340	+3.817	17:56:51.186
2	1:19.097	+2.574	17:58:10.283
3	1:18.459	+1.936	17:59:28.742
4	1:16.883	+0.160	18:00:45.625
5	1:16.523		18:02:01.948
6	1:17.763	+1.240	18:03:19.711
7	1:17.878	+1.355	18:04:37.589
8	1:16.634	+0.111	18:05:54.223
9	1:18.529	+2.006	18:07:12.752
10	1:19.709	+3.186	18:08:32.461

Lap	Lap Tm	Diff	Time of Day
(28) MARCELO BORRACHA			
1	1:16.244	+0.774	17:56:45.493
2	1:35.656	+20.186	17:58:21.149
3	1:20.409	+4.939	17:59:41.558
4	1:17.094	+1.624	18:00:58.652
5	1:17.180	+1.710	18:02:15.832
6	1:16.209	+0.739	18:03:32.041
7	1:17.209	+1.739	18:04:49.250
8	1:15.470		18:06:04.720
9	1:18.506	+3.036	18:07:23.226

Lap	Lap Tm	Diff	Time of Day
(16) WELLINGTON SILVA			
1	1:20.837	+4.275	17:57:00.998
2	1:20.139	+3.577	17:58:21.137
3	1:18.706	+2.144	17:59:39.843
4	1:18.042	+1.480	18:00:57.885
5	1:19.011	+2.449	18:02:16.896
6	1:18.432	+1.870	18:03:35.328
7	1:16.562		18:04:51.890
8	1:18.520	+1.958	18:06:10.410
9	1:17.557	+0.995	18:07:27.967

Lap	Lap Tm	Diff	Time of Day
(87) ADRIANO JOSÉ			

Lap	Lap Tm	Diff	Time of Day
1	1:20.975	+3.214	17:56:56.606
2	1:21.359	+3.598	17:58:17.965
3	1:17.761		17:59:35.726
4	1:18.785	+1.024	18:00:54.511
5	1:18.352	+0.591	18:02:12.863
6	1:19.907	+2.146	18:03:32.770
7	1:18.095	+0.334	18:04:50.865
8	1:18.721	+0.960	18:06:09.586
9	1:18.734	+0.973	18:07:28.320

Lap	Lap Tm	Diff	Time of Day
(31) JOÃO HELI			
1	1:21.374	+3.981	17:56:55.859
2	1:20.241	+2.848	17:58:16.100
3	1:19.016	+1.623	17:59:35.116
4	1:18.826	+1.433	18:00:53.942
5	1:17.393		18:02:11.335
6	1:18.678	+1.285	18:03:30.013
7	1:18.718	+1.325	18:04:48.731
8	1:19.528	+2.135	18:06:08.259
9	1:25.069	+7.676	18:07:33.328

Lap	Lap Tm	Diff	Time of Day
(95) RAFAEL			
1	1:22.050	+3.400	17:56:55.401
2	1:23.530	+4.880	17:58:18.931
3	1:19.931	+1.281	17:59:38.862
4	1:20.628	+1.978	18:00:59.490
5	1:19.286	+0.636	18:02:18.776
6	1:19.822	+1.172	18:03:38.598
7	1:19.109	+0.459	18:04:57.707
8	1:18.650		18:06:16.357
9	1:20.570	+1.920	18:07:36.927

Lap	Lap Tm	Diff	Time of Day
(680) VALTINHO			
1	1:28.398	+7.988	17:57:03.576
2	1:21.538	+1.128	17:58:25.114
3	1:20.410		17:59:45.524
4	1:22.041	+1.631	18:01:07.565
5	1:21.541	+1.131	18:02:29.106
6	1:21.192	+0.782	18:03:50.298
7	1:23.223	+2.813	18:05:13.521
8	1:21.069	+0.659	18:06:34.590
9	1:20.785	+0.375	18:07:55.375

Lap	Lap Tm	Diff	Time of Day
(201) MAXWELL SILVA			
1	1:18.462	+1.461	17:56:47.342
2	1:19.034	+2.033	17:58:06.376
3	1:18.754	+1.753	17:59:25.130
4	1:18.519	+1.518	18:00:43.649
5	1:17.001		18:02:00.650
6	1:18.813	+1.812	18:03:19.463
7	1:19.316	+2.315	18:04:38.779
8	1:18.408	+1.407	18:05:57.187

Lap	Lap Tm	Diff	Time of Day
(903) JOEL JÚNIOR			
1	1:19.252	+1.977	17:56:53.092
2	1:17.878	+0.603	17:58:10.970
3	1:18.416	+1.141	17:59:29.386
4	1:17.830	+0.555	18:00:47.216
5	1:17.275		18:02:04.491
6	1:17.533	+0.258	18:03:22.024
7	1:19.616	+2.341	18:04:41.640

Lap	Lap Tm	Diff	Time of Day
(378) EDUARDO EVANGELISTA			
1	1:21.097	+0.612	17:56:57.691
2	1:22.596	+2.111	17:58:20.287
3	1:20.513	+0.028	17:59:40.800

MX VX Rolim de Moura


NACIONAL MX

Rolim de Moura/RO 1,000 Km

CORRIDA

08/08/2021 15:45

Corrida iniciado em 17:54:57



Lap	Lap Tm	Diff	Time of Day
4	1:20.485		18:01:01.285
5	1:31.840	+11.355	18:02:33.125
6	1:22.051	+1.566	18:03:55.176
7	1:23.412	+2.927	18:05:18.588

(357) CAIO ATILA

1	1:25.072	+4.818	17:57:01.976
2	1:20.254		17:58:22.230
3	1:21.730	+1.476	17:59:43.960
4	1:22.218	+1.964	18:01:06.178
5	1:23.850	+3.596	18:02:30.028

(21) PEDRO HENRIQUE

1	1:20.062	+1.094	17:56:52.554
2	1:22.851	+3.883	17:58:15.405
3	1:19.405	+0.437	17:59:34.810
4	1:18.968		18:00:53.778
5	2:17.760	+58.792	18:03:11.538

(104) CLÉBER JÚNIOR

1	1:19.156		17:56:49.293
2	1:20.298	+1.142	17:58:09.591
3	1:21.864	+2.708	17:59:31.455
4	1:20.420	+1.264	18:00:51.875

(77) ITAMAR TADEU

1	1:22.247	+3.142	17:56:54.027
2	1:23.000	+3.895	17:58:17.027
3	1:20.891	+1.786	17:59:37.918
4	1:19.105		18:00:57.023

(711) OZIAS VIEIRA

1	1:28.089	+2.103	17:57:04.541
2	1:25.986		17:58:30.527
3	1:34.921	+8.935	18:00:05.448
4	1:41.144	+15.158	18:01:46.592

(32) KAI O GUILHERME

1	1:24.545	+2.846	17:56:58.916
2	1:21.699		17:58:20.615
3	1:22.442	+0.743	17:59:43.057

Lap Lap Tm Diff Time of Day

Lap Lap Tm Diff Time of Day

MX VX Rolim de Moura
Classificado por voltas

NACIONAL MX

Rolim de Moura/RO 1,000 Km

CORRIDA

08/08/2021 15:45

Corrida iniciado em 17:54:57

Pos	No.	Piloto	Categ	Voltas	Diff	M. Volta	Moto	Cidade	Equipe
1	119	JHOAN PIERRE	NACIONAL MX	10		1:10.571	HONDA	PORTO VELHO	UNIDAS AUTO CENTER-MRP-8KO-VIPAL PNEU
2	187	JACSON CARDOSO	NACIONAL MX	10	12.566	1:10.663	HONDA	VILHENA	NORTON PREPARAÇÕES-LDG GRAFICOS
3	1	THIAGO MACHADO	NACIONAL MX	10	18.759	1:11.910	HONDA	SAPEZAL	SUPER MOTOS-NUTELLA RACING
4	116	MATEUS ZILLI	NACIONAL MX	10	26.531	1:11.310	HONDA	VILHENA	
5	43	VITOR MOTA	NACIONAL MX	10	32.073	1:13.016	HONDA	BURITIS	
6	200	WILLIAN BONI	NACIONAL MX	10	32.894	1:12.859	HONDA	CACOAL	MASTER MOTOS
7	17	LUÍS AZEVEDO	NACIONAL MX	10	52.399	1:13.827	HONDA	CACOAL	STA ENGENHARIA-INSTALADORA SÃO LUIZ
8	172	ROGÉRIO	NACIONAL MX	10	1:04.324	1:17.114	HONDA	ALTA FLORESTA DO O	TERRA MOTOS
9	272	WANDERSON HOLAND	NACIONAL MX	10	1:12.633	1:16.523	HONDA	SÃO FRANCISCO DO I	CASA DAS ANTENAS
10	28	MARCELO BORRACHA	NACIONAL MX	9	1 Volta	1:15.470	HONDA	ARIQUEMES	ERVA MATE E TERERÉ SELECTA
11	16	WELLINGTON SILVA	NACIONAL MX	9	1 Volta	1:16.562	HONDA	SAPEZAL-MT	ARTEC CLIMATIZAÇÃO-NUTELA RAIONG
12	87	ADRIANO JOSÉ	NACIONAL MX	9	1 Volta	1:17.761	HONDA	OURO PRETO DO OES	ESTÂNCIA 3 IRMÃOS-MEGA MOTOS
13	31	JOÃO HELI	NACIONAL MX	9	1 Volta	1:17.393	HONDA	ALTO PARAÍSO	FAZENDA OURO VERDE 1
14	95	RAFAEL	NACIONAL MX	9	1 Volta	1:18.650	HONDA	VILHENA	
15	680	VALTINHO	NACIONAL MX	9	1 Volta	1:20.410	HONDA	BURITIS	SEMENTES LACROQUIMICA
16	201	MAXWELL SILVA	NACIONAL MX	8	2 Voltas	1:17.001	HONDA	ALTA FLORESTA DO O	FERNANDO PEBA-WS ESTOFADOS
17	903	JOEL JÚNIOR	NACIONAL MX	7	3 Voltas	1:17.275	HONDA	CACOAL	INSTALADORA JF CACOAL
18	378	EDUARDO EVANGELIST	NACIONAL MX	7	3 Voltas	1:20.485	HONDA	ALTA FLORESTA ?O O	CELARIA SILVA
19	357	CAIO ATILA	NACIONAL MX	5	5 Voltas	1:20.254	HONDA	ARIQUEMES	TICO MOTORACE SUSPENSÃO-ERVA SELECTA
20	21	PEDRO HENRIQUE	NACIONAL MX	5	5 Voltas	1:18.968	HONDA	ARIQUEMES	
21	104	CLÉBER JÚNIOR	NACIONAL MX	4	6 Voltas	1:19.156	HONDA	CACOAL	PEDRINHO LAVA CAR
22	77	ITAMAR TADEU	NACIONAL MX	4	6 Voltas	1:19.105	HONDA	CACOAL	ITFMULTIMARCAS-TOMAZ MX SCHOOL-MASTEF
23	711	OZIAS VIEIRA	NACIONAL MX	4	6 Voltas	1:25.986	HONDA	ROLIM DE MOURA	OZIAS MOTORES
24	32	KAIO GUILHERME	NACIONAL MX	3	7 Voltas	1:21.699	HONDA	SAPEZAL	MBFARMA-NUTELA RACING

Margin of Victory
Avg. Speed
Best Lap Tm
Best Speed
Best Lap by

12.566

48,490

1:10.571

51,012

119 - JHOAN PIERRE

Cronometragem: MARCOS A. MANCINI

Orbits

MX VX Rolim de Moura

NACIONAL MX

Rolim de Moura/RO 1,000 Km

WARM-UP NACIONAL MX

08/08/2021 10:40

Qualificação iniciado em 12:17:32

Lap	Lap Tm	Diff	Time of Day
(119) JHOAN PIERRE			
1	1:11.931	+3.705	12:22:17.309
2	1:50.563	+42.337	12:24:07.872
3	1:10.514	+2.288	12:25:18.386
4	1:08.226		12:26:26.612

Lap	Lap Tm	Diff	Time of Day
(116) MATEUS ZILLI			
1	1:13.005	+2.363	12:22:17.052
2	1:15.495	+4.853	12:23:32.547
3	1:10.642		12:24:43.189
4	1:11.101	+0.459	12:25:54.290
5	1:12.372	+1.730	12:27:06.662

Lap	Lap Tm	Diff	Time of Day
(456) ENZO DOTTO			
1	1:15.577	+3.810	12:22:47.730
2	1:15.253	+3.486	12:24:02.983
3	1:25.950	+14.183	12:25:28.933
4	1:11.767		12:26:40.700

Lap	Lap Tm	Diff	Time of Day
(1) THIAGO MACHADO			
1	2:22.396	+1:09.935	12:23:50.421
2	1:12.461		12:25:02.882
3	1:28.859	+16.398	12:26:31.741

Lap	Lap Tm	Diff	Time of Day
(43) VITOR MOTA			
1	1:15.634	+2.038	12:22:04.520
2	1:14.610	+1.014	12:23:19.130
3	1:14.846	+1.250	12:24:33.976
4	1:13.596		12:25:47.572
5	1:14.259	+0.663	12:27:01.831
6	1:01.025	-12.571	12:28:02.856

Lap	Lap Tm	Diff	Time of Day
(108) KLEITON KLITZKE			
1	1:17.834	+3.394	12:22:30.750
2	1:45.936	+31.496	12:24:16.686
3	1:14.440		12:25:31.126
4	1:35.254	+20.814	12:27:06.380

Lap	Lap Tm	Diff	Time of Day
(200) WILLIAN BONI			
1	1:18.322	+3.671	12:22:21.871
2	1:16.040	+1.389	12:23:37.911
3	1:17.256	+2.605	12:24:55.167
4	1:14.651		12:26:09.818
5	1:15.877	+1.226	12:27:25.695

Lap	Lap Tm	Diff	Time of Day
(187) JACSON CARDOSO			
1	1:14.949		12:22:23.943
2	2:06.188	+51.239	12:24:30.131
3	1:18.922	+3.973	12:25:49.053

Lap	Lap Tm	Diff	Time of Day
(17) LUÍS AZEVEDO			
1	1:18.411	+3.234	12:22:17.023
2	1:15.177		12:23:32.200
3	1:16.948	+1.771	12:24:49.148
4	1:15.987	+0.810	12:26:05.135
5	1:17.883	+2.706	12:27:23.018

Lap	Lap Tm	Diff	Time of Day
(172) ROGÉRIO			
1	1:17.548	+2.102	12:22:22.931
2	1:16.955	+1.509	12:23:39.886
3	1:16.928	+1.482	12:24:56.814
4	1:15.446		12:26:12.260
5	1:16.430	+0.984	12:27:28.690

Lap	Lap Tm	Diff	Time of Day
(903) JOEL JÚNIOR			

Lap	Lap Tm	Diff	Time of Day
1	1:19.036	+3.166	12:22:25.856
2	1:17.609	+1.739	12:23:43.465
3	1:15.870		12:24:59.335
4	1:17.027	+1.157	12:26:16.362

Lap	Lap Tm	Diff	Time of Day
(201) MAXWELL SILVA			
1	1:21.412	+5.156	12:22:06.848
2	1:19.638	+3.382	12:23:26.486
3	1:16.256		12:24:42.742
4	1:17.220	+0.964	12:25:59.962
5	1:16.741	+0.485	12:27:16.703

Lap	Lap Tm	Diff	Time of Day
(16) WELLINGTON SILVA			
1	1:19.795	+3.376	12:22:03.852
2	1:17.036	+0.617	12:23:20.888
3	1:16.419		12:24:37.307
4	1:17.145	+0.726	12:25:54.452

Lap	Lap Tm	Diff	Time of Day
(104) CLÉBER JÚNIOR			
1	1:17.633	+0.767	12:23:02.443
2	1:17.038	+0.172	12:24:19.481
3	1:16.866		12:25:36.347
4	1:20.148	+3.282	12:26:56.495

Lap	Lap Tm	Diff	Time of Day
(272) WANDERSON HOLANDA			
1	1:22.050	+4.972	12:22:51.895
2	1:18.237	+1.159	12:24:10.132
3	1:19.081	+2.003	12:25:29.213
4	1:17.078		12:26:46.291

Lap	Lap Tm	Diff	Time of Day
(28) MARCELO BORRACHA			
1	1:22.411	+5.259	12:22:24.842
2	1:19.079	+1.927	12:23:43.921
3	1:17.794	+0.642	12:25:01.715
4	1:17.152		12:26:18.867

Lap	Lap Tm	Diff	Time of Day
(32) KAIO GUILHERME			
1	1:19.315	+1.984	12:22:01.024
2	1:17.331		12:23:18.355

Lap	Lap Tm	Diff	Time of Day
(77) ITAMAR TADEU			
1	1:18.234	+0.844	12:22:26.115
2	1:18.984	+1.594	12:23:45.099
3	1:17.390		12:25:02.489
4	1:27.561	+10.171	12:26:30.050

Lap	Lap Tm	Diff	Time of Day
(31) JOÃO HELI			
1	1:18.009		12:22:38.577
2	1:19.596	+1.587	12:23:58.173
3	1:31.368	+13.359	12:25:29.541

Lap	Lap Tm	Diff	Time of Day
(87) ADRIANO JOSÉ			
1	1:23.923	+5.672	12:22:38.406
2	1:19.237	+0.986	12:23:57.643
3	1:19.365	+1.114	12:25:17.008
4	1:18.251		12:26:35.259

Lap	Lap Tm	Diff	Time of Day
(95) RAFAEL			
1	1:20.022	+0.672	12:22:16.635
2	1:19.350		12:23:35.985
3	1:20.372	+1.022	12:24:56.357
4	1:20.149	+0.799	12:26:16.506

Lap	Lap Tm	Diff	Time of Day
(378) EDUARDO EVANGELISTA			
1	1:20.812	+1.039	12:22:40.982
2	1:19.773		12:24:00.755



ROLIM DE MOURA
08 DE AGOSTO
PISTA MUNICIPAL



MX VX Rolim de Moura

Classificado pela melhor volta

NACIONAL MX

Rolim de Moura/RO 1,000 Km

WARM-UP NACIONAL MX

08/08/2021 10:40

Qualificação iniciado em 12:17:32

Pos	No.	Piloto	Categ	M. Tempo	Diff	Moto	Cidade	Equipe
1	119	JHOAN PIERRE	NACIONAL MX	1:08.226		HONDA	PORTO VELHO	UNIDAS AUTO CENTER-MRP-BKO-VIPAL PNEU
2	116	MATEUS ZILLI	NACIONAL MX	1:10.642	2.416	HONDA	VILHENA	
3	456	ENZO DOTTO	NACIONAL MX	1:11.767	3.541	HONDA	CACOAL	DOTTO MIX-REVISIA AUTO CENTER
4	1	THIAGO MACHADO	NACIONAL MX	1:12.461	4.235	HONDA	SAPEZAL	SUPER MOTOS-NUTELLA RACING
5	43	VITOR MOTA	NACIONAL MX	1:13.596	5.370	HONDA	BURITIS	
6	108	KLEITON KLITZKE	NACIONAL MX	1:14.440	6.214	HONDA	SAPEZAL	MB FARMA-NUTELA RACING
7	200	WILLIAN BONI	NACIONAL MX	1:14.651	6.425	HONDA	CACOAL	MASTER MOTOS
8	187	JACSON CARDOSO	NACIONAL MX	1:14.949	6.723	HONDA	VILHENA	NORTON PREPARAÇÕES-LDG GRAFICOS
9	17	LUÍS AZEVEDO	NACIONAL MX	1:15.177	6.951	HONDA	CACOAL	STA ENGENHARIA-INSTALADORA SÃO LUIZ
10	172	ROGÉRIO	NACIONAL MX	1:15.446	7.220	HONDA	ALTA FLORESTA DO OESTI	TERRA MOTOS
11	903	JOEL JÚNIOR	NACIONAL MX	1:15.870	7.644	HONDA	CACOAL	INSTALADORA JF CACOAL
12	201	MAXWELL SILVA	NACIONAL MX	1:16.256	8.030	HONDA	ALTA FLORESTA DO OESTI	FERNANDO PEBA-WS ESTOFADOS
13	16	WELLINGTON SILVA	NACIONAL MX	1:16.419	8.193	HONDA	SAPEZAL-MT	ARTEC CLIMATIZAÇÃO-NUTELA RAIONG
14	104	CLÉBER JÚNIOR	NACIONAL MX	1:16.866	8.640	HONDA	CACOAL	PEDRINHO LAVA CAR
15	272	WANDERSON HOLANDA	NACIONAL MX	1:17.078	8.852	HONDA	SÃO FRANCISCO DO GUAP	CASA DAS ANTENAS
16	28	MARCELO BORRACHA	NACIONAL MX	1:17.152	8.926	HONDA	ARIQUEMES	ERVA MATE E TERERÉ SELECTA
17	32	KAIO GUILHERME	NACIONAL MX	1:17.331	9.105	HONDA	SAPEZAL	MBFARMA-NUTELA RACING
18	77	ITAMAR TADEU	NACIONAL MX	1:17.390	9.164	HONDA	CACOAL	ITFMULTIMARCAS-TOMAZ MX SCHOOL-MASTEF
19	31	JOÃO HELI	NACIONAL MX	1:18.009	9.783	HONDA	ALTO PARAÍSO	FAZENDA OURO VERDE 1
20	87	ADRIANO JOSÉ	NACIONAL MX	1:18.251	10.025	HONDA	OURO PRETO DO OESTE	ESTÂNCIA 3 IRMÃOS-MEGA MOTOS
21	95	RAFAEL	NACIONAL MX	1:19.350	11.124	HONDA	VILHENA	
22	378	EDUARDO EVANGELISTA	NACIONAL MX	1:19.773	11.547	HONDA	ALTA FLORESTA DO OESTE	CELARIA SILVA
23	21	PEDRO HENRIQUE	NACIONAL MX	1:20.547	12.321	HONDA	ARIQUEMES	
24	711	OZIAS VIEIRA	NACIONAL MX	1:20.720	12.494	HONDA	ROLIM DE MOURA	OZIAS MOTORES
25	357	CAIO ATILA	NACIONAL MX	1:21.233	13.007	HONDA	ARIQUEMES	TICOMOTORACE-SUSPENSION-ERVA SELECTA
26	680	VALTINHO	NACIONAL MX	1:24.427	16.201	HONDA	BURITIS	SEMENTES LACROQUIMICA

Cronometragem: MARCOS A. MANCINI

Orbits



www.mancini.esp.br



technology by
MYLAPS
SPORTS TIMING

MX VX Rolim de Moura

NACIONAL VX

Rolim de Moura/RO 1,000 Km

CORRIDA

08/08/2021 13:00

Corrida iniciado em 14:45:31

Lap	Lap Tm	Diff	Time of Day
(187) JACSON CARDOSO			
1	1:13.729	+5.456	14:47:19.875
2	1:14.329	+6.056	14:48:34.204
3	1:10.467	+2.194	14:49:44.671
4	1:09.859	+1.586	14:50:54.530
5	1:10.293	+2.020	14:52:04.823
6	1:10.881	+2.608	14:53:15.704
7	1:10.079	+1.806	14:54:25.783
8	1:09.770	+1.497	14:55:35.553
9	1:09.229	+0.956	14:56:44.782
10	1:08.869	+0.596	14:57:53.651
11	1:08.273		14:59:01.924
12	1:12.356	+4.083	15:00:14.280
(116) MATEUS			
1	1:09.722	+2.357	14:47:12.687
2	1:10.286	+2.921	14:48:22.973
3	1:10.114	+2.749	14:49:33.087
4	1:31.960	+24.595	14:51:05.047
5	1:09.839	+2.474	14:52:14.886
6	1:08.550	+1.185	14:53:23.436
7	1:09.350	+1.985	14:54:32.786
8	1:09.906	+2.541	14:55:42.692
9	1:10.554	+3.189	14:56:53.246
10	1:07.365		14:58:00.611
11	1:08.643	+1.278	14:59:09.254
12	1:09.239	+1.874	15:00:18.493
(1) THIAGO FERNANDO			
1	1:13.185	+3.065	14:47:18.353
2	1:12.219	+2.099	14:48:30.572
3	1:11.847	+1.727	14:49:42.419
4	1:11.149	+1.029	14:50:53.568
5	1:10.886	+0.766	14:52:04.454
6	1:12.809	+2.689	14:53:17.263
7	1:10.120		14:54:27.383
8	1:15.175	+5.055	14:55:42.558
9	1:11.823	+1.703	14:56:54.381
10	1:10.800	+0.680	14:58:05.181
11	1:12.316	+2.196	14:59:17.497
12	1:11.879	+1.759	15:00:29.376
(119) JHOAN PIERRE			
1	1:11.016	+1.469	14:47:13.646
2	1:10.349	+0.802	14:48:23.995
3	1:09.547		14:49:33.542
4	1:22.959	+13.412	14:50:56.501
5	1:14.737	+5.190	14:52:11.238
6	1:11.734	+2.187	14:53:22.972
7	1:12.784	+3.237	14:54:35.756
8	1:11.873	+2.326	14:55:47.629
9	1:15.712	+6.165	14:57:03.341
10	1:12.215	+2.668	14:58:15.556
11	1:11.688	+2.141	14:59:27.244
12	1:11.206	+1.659	15:00:38.450
(43) VITOR MOTA			
1	1:13.792	+3.664	14:47:19.490
2	1:12.125	+1.997	14:48:31.615
3	1:11.870	+1.742	14:49:43.485
4	1:12.274	+2.146	14:50:55.759
5	1:10.601	+0.473	14:52:06.360
6	1:12.554	+2.426	14:53:18.914
7	1:10.204	+0.076	14:54:29.118
8	1:23.352	+13.224	14:55:52.470

Lap	Lap Tm	Diff	Time of Day
9	1:13.716	+3.588	14:57:06.186
10	1:12.646	+2.518	14:58:18.832
11	1:10.944	+0.816	14:59:29.776
12	1:10.128		15:00:39.904
(201) MAXWELL SÉRGIO			
1	1:19.429	+9.658	14:47:27.597
2	1:14.821	+5.050	14:48:42.418
3	1:13.900	+4.129	14:49:56.318
4	1:11.955	+2.184	14:51:08.273
5	1:11.511	+1.740	14:52:19.784
6	1:11.879	+2.108	14:53:31.663
7	1:12.915	+3.144	14:54:44.578
8	1:13.449	+3.678	14:55:58.027
9	1:10.708	+0.937	14:57:08.735
10	1:12.930	+3.159	14:58:21.665
11	1:09.818	+0.047	14:59:31.483
12	1:09.771		15:00:41.254
(151) NATAN VALANI			
1	1:21.836	+11.554	14:47:30.477
2	1:16.726	+6.444	14:48:47.203
3	1:14.194	+3.912	14:50:01.397
4	1:12.971	+2.689	14:51:14.368
5	1:12.078	+1.796	14:52:26.446
6	1:11.549	+1.267	14:53:37.995
7	1:12.349	+2.067	14:54:50.344
8	1:21.542	+11.260	14:56:11.886
9	1:13.736	+3.454	14:57:25.622
10	1:10.282		14:58:35.904
11	1:11.032	+0.750	14:59:46.936
12	1:10.756	+0.474	15:00:57.692
(117) GUTIERREZ VALANI			
1	1:20.619	+9.463	14:47:29.611
2	1:15.763	+4.607	14:48:45.374
3	1:13.816	+2.660	14:49:59.190
4	1:14.368	+3.212	14:51:13.558
5	1:13.740	+2.584	14:52:27.298
6	1:13.255	+2.099	14:53:40.553
7	1:13.467	+2.311	14:54:54.020
8	1:14.849	+3.693	14:56:08.869
9	1:14.567	+3.411	14:57:23.436
10	1:11.394	+0.238	14:58:34.830
11	1:11.156		14:59:45.986
12	1:12.120	+0.964	15:00:58.106
(87) ADRIANO JOSÉ			
1	1:21.121	+9.283	14:47:31.741
2	1:17.146	+5.308	14:48:48.887
3	1:14.688	+2.850	14:50:03.575
4	1:15.073	+3.235	14:51:18.648
5	1:13.714	+1.876	14:52:32.362
6	1:13.522	+1.684	14:53:45.884
7	1:14.290	+2.452	14:55:00.174
8	1:12.934	+1.096	14:56:13.108
9	1:13.114	+1.276	14:57:26.222
10	1:11.838		14:58:38.060
11	1:11.859	+0.021	14:59:49.919
12	1:13.317	+1.479	15:01:03.236
(200) WILLIAN BONI			
1	1:21.450	+11.148	14:47:36.401
2	1:19.184	+8.882	14:48:55.585
3	1:15.871	+5.569	14:50:11.456
4	1:14.657	+4.355	14:51:26.113

Lap	Lap Tm	Diff	Time of Day
5	1:13.593	+3.291	14:52:39.706
6	1:14.131	+3.829	14:53:53.837
7	1:11.177	+0.875	14:55:05.014
8	1:13.474	+3.172	14:56:18.488
9	1:10.302		14:57:28.790
10	1:13.166	+2.864	14:58:41.956
11	1:10.556	+0.254	14:59:52.512
12	1:11.706	+1.404	15:01:04.218
(272) WANDERSON HOLANDA			
1	1:16.463	+2.778	14:47:23.237
2	1:15.110	+1.425	14:48:38.347
3	1:13.772	+0.087	14:49:52.119
4	1:15.113	+1.428	14:51:07.232
5	1:15.114	+1.429	14:52:22.346
6	1:14.302	+0.617	14:53:36.648
7	1:16.968	+3.283	14:54:53.616
8	1:17.613	+3.928	14:56:11.229
9	1:16.494	+2.809	14:57:27.723
10	1:13.685		14:58:41.408
11	1:16.165	+2.480	14:59:57.573
12	1:16.458	+2.773	15:01:14.031
(456) ENZO DOTTO			
1	1:29.051	+16.928	14:47:33.245
2	1:18.015	+5.892	14:48:51.260
3	1:16.608	+4.485	14:50:07.868
4	1:14.581	+2.458	14:51:22.449
5	1:12.915	+0.792	14:52:35.364
6	1:13.865	+1.742	14:53:49.229
7	1:14.873	+2.750	14:55:04.102
8	1:16.097	+3.974	14:56:20.199
9	1:12.710	+0.587	14:57:32.909
10	1:12.814	+0.691	14:58:45.723
11	1:12.123		14:59:57.846
12	1:16.583	+4.460	15:01:14.429
(104) CLÉBER JÚNIOR			
1	1:21.211	+8.979	14:47:28.922
2	1:19.678	+7.446	14:48:48.600
3	1:18.320	+6.088	14:50:06.920
4	1:17.593	+5.361	14:51:24.513
5	1:17.865	+5.633	14:52:42.378
6	1:17.476	+5.244	14:53:59.854
7	1:14.668	+2.436	14:55:14.522
8	1:15.340	+3.108	14:56:29.862
9	1:14.659	+2.427	14:57:44.521
10	1:12.232		14:58:56.753
11	1:13.082	+0.850	15:00:09.835
12	1:12.704	+0.472	15:01:22.539
(903) JOEL			
1	1:22.793	+10.300	14:47:32.278
2	1:18.404	+5.911	14:48:50.682
3	1:14.533	+2.040	14:50:05.215
4	1:15.009	+2.516	14:51:20.224
5	1:13.466	+0.973	14:52:33.690
6	1:12.493		14:53:46.183
7	1:15.408	+2.915	14:55:01.591
8	1:13.374	+0.881	14:56:14.965
9	1:13.166	+0.673	14:57:28.131
10	1:15.196	+2.703	14:58:43.327
11	1:15.607	+3.114	14:59:58.934
12	1:23.648	+11.155	15:01:22.582
(108) KLEITON KLITZKE			

MX VX Rolim de Moura

NACIONAL VX

Rolim de Moura/RO 1,000 Km

CORRIDA

08/08/2021 13:00

Corrida iniciado em 14:45:31

Lap	Lap Tm	Diff	Time of Day
1	1:21.074	+8.468	14:47:30.916
2	1:23.482	+10.876	14:48:54.398
3	1:16.860	+4.254	14:50:11.258
4	1:15.178	+2.572	14:51:26.436
5	1:16.268	+3.662	14:52:42.704
6	1:16.651	+4.045	14:53:59.355
7	1:13.385	+0.779	14:55:12.740
8	1:13.691	+1.085	14:56:26.431
9	1:12.606		14:57:39.037
10	1:13.843	+1.237	14:58:52.880
11	1:13.975	+1.369	15:00:06.855
12	1:16.072	+3.466	15:01:22.927

(17) LUIS AZEVEDO

Lap	Lap Tm	Diff	Time of Day
1	1:22.172	+11.363	14:47:33.583
2	1:19.659	+8.850	14:48:53.242
3	1:15.350	+4.541	14:50:08.592
4	1:16.538	+5.729	14:51:25.130
5	1:16.225	+5.416	14:52:41.355
6	1:15.241	+4.432	14:53:56.596
7	1:13.741	+2.932	14:55:10.337
8	1:14.286	+3.477	14:56:24.623
9	1:11.181	+0.372	14:57:35.804
10	1:10.809		14:58:46.613
11	1:12.284	+1.475	14:59:58.897
12	1:40.672	+29.863	15:01:39.569

(32) CAIO

Lap	Lap Tm	Diff	Time of Day
1	1:24.727	+11.671	14:47:36.130
2	1:21.206	+8.150	14:48:57.336
3	1:16.718	+3.662	14:50:14.054
4	1:14.219	+1.163	14:51:28.273
5	1:17.384	+4.328	14:52:45.657
6	1:15.774	+2.718	14:54:01.431
7	1:14.433	+1.377	14:55:15.864
8	1:14.334	+1.278	14:56:30.198
9	1:13.056		14:57:43.254
10	1:13.225	+0.169	14:58:56.479
11	1:15.188	+2.132	15:00:11.667

(16) WELLINGTON SILVA

Lap	Lap Tm	Diff	Time of Day
1	1:24.951	+12.912	14:47:38.376
2	1:23.201	+11.162	14:49:01.577
3	1:18.805	+6.766	14:50:20.382
4	1:17.457	+5.418	14:51:37.839
5	1:14.129	+2.090	14:52:51.968
6	1:14.419	+2.380	14:54:06.387
7	1:13.715	+1.676	14:55:20.102
8	1:13.128	+1.089	14:56:33.230
9	1:12.820	+0.781	14:57:46.050
10	1:12.039		14:58:58.089
11	1:14.499	+2.460	15:00:12.588

(28) MARCELO

Lap	Lap Tm	Diff	Time of Day
1	1:24.081	+11.765	14:47:36.089
2	1:22.086	+9.770	14:48:58.175
3	1:20.302	+7.986	14:50:18.477
4	1:20.814	+8.498	14:51:39.291
5	1:17.966	+5.650	14:52:57.257
6	1:14.776	+2.460	14:54:12.033
7	1:14.410	+2.094	14:55:26.443
8	1:12.316		14:56:38.759
9	1:13.962	+1.646	14:57:52.721
10	1:14.402	+2.086	14:59:07.123
11	1:15.698	+3.382	15:00:22.821

Lap	Lap Tm	Diff	Time of Day
(172) ROGÉRIO			
1	1:20.128	+7.731	14:47:43.089
2	1:17.648	+5.251	14:49:00.737
3	1:16.777	+4.380	14:50:17.514
4	1:17.717	+5.320	14:51:35.231
5	1:14.638	+2.241	14:52:49.869
6	1:14.871	+2.474	14:54:04.740
7	1:14.409	+2.012	14:55:19.149
8	1:22.165	+9.768	14:56:41.314
9	1:30.470	+18.073	14:58:11.784
10	1:12.397		14:59:24.181
11	1:13.603	+1.206	15:00:37.784

(171) ALAN ALVES

Lap	Lap Tm	Diff	Time of Day
1	1:23.428	+7.729	14:47:36.015
2	1:19.338	+3.639	14:48:55.353
3	1:19.575	+3.876	14:50:14.928
4	1:33.084	+17.385	14:51:48.012
5	1:17.930	+2.231	14:53:05.942
6	1:18.541	+2.842	14:54:24.483
7	1:17.638	+1.939	14:55:42.121
8	1:16.747	+1.048	14:56:58.868
9	1:15.699		14:58:14.567
10	1:16.705	+1.006	14:59:31.272
11	1:16.713	+1.014	15:00:47.985

(450) CABEÇA

Lap	Lap Tm	Diff	Time of Day
1	1:39.625	+24.281	14:47:49.572
2	1:23.425	+8.081	14:49:12.997
3	1:17.967	+2.623	14:50:30.964
4	1:18.456	+3.112	14:51:49.420
5	1:17.201	+1.857	14:53:06.621
6	1:17.374	+2.030	14:54:23.995
7	1:20.529	+5.185	14:55:44.524
8	1:19.682	+4.338	14:57:04.206
9	1:16.724	+1.380	14:58:20.930
10	1:15.551	+0.207	14:59:36.481
11	1:15.344		15:00:51.825

(357) CAIO

Lap	Lap Tm	Diff	Time of Day
1	1:22.597	+8.493	14:47:34.221
2	1:19.907	+5.803	14:48:54.128
3	1:15.976	+1.872	14:50:10.104
4	1:17.565	+3.461	14:51:27.669
5	1:17.383	+3.279	14:52:45.052
6	1:36.760	+22.656	14:54:21.812
7	1:21.401	+7.297	14:55:43.213
8	1:21.355	+7.251	14:57:04.568
9	1:18.392	+4.288	14:58:22.960
10	1:16.355	+2.251	14:59:39.315
11	1:14.104		15:00:53.419

(21) PEDRO HENRIQUE

Lap	Lap Tm	Diff	Time of Day
1	1:26.495	+10.034	14:47:39.329
2	1:26.938	+10.477	14:49:06.267
3	1:20.279	+3.818	14:50:26.546
4	1:19.506	+3.045	14:51:46.052
5	1:17.701	+1.240	14:53:03.753
6	1:18.986	+2.525	14:54:22.739
7	1:16.708	+0.247	14:55:39.447
8	1:17.837	+1.376	14:56:57.284
9	1:16.461		14:58:13.745
10	1:26.989	+10.528	14:59:40.734
11	1:22.050	+5.589	15:01:02.784

(127) RODRIGO DIAS

Lap	Lap Tm	Diff	Time of Day
1	1:22.189	+2.772	14:47:48.114
2	1:23.666	+4.249	14:49:11.780
3	1:26.225	+6.808	14:50:38.005
4	1:19.417		14:51:57.422
5	1:22.843	+3.426	14:53:20.265
6	1:21.090	+1.673	14:54:41.355
7	1:23.149	+3.732	14:56:04.504
8	1:28.901	+9.484	14:57:33.405
9	1:28.045	+8.628	14:58:01.450
10	1:27.322	+7.905	15:00:28.772

(61) JHONNY HARRISON

Lap	Lap Tm	Diff	Time of Day
1	1:30.942	+10.296	14:47:45.071
2	1:25.838	+5.192	14:49:10.909
3	1:28.009	+7.363	14:50:38.918
4	1:25.558	+4.912	14:52:04.476
5	1:30.520	+9.874	14:53:34.996
6	1:27.940	+7.294	14:55:02.936
7	1:25.050	+4.404	14:56:27.986
8	1:24.498	+3.852	14:57:52.484
9	1:24.502	+3.856	14:59:16.986
10	1:20.646		15:00:37.632

(94) DOUGLAS (GRINGO)

Lap	Lap Tm	Diff	Time of Day
1	1:25.053	+4.029	14:47:45.900
2	1:40.642	+19.618	14:49:26.542
3	1:21.862	+0.838	14:50:48.404
4	1:25.391	+4.367	14:52:13.795
5	1:29.159	+8.135	14:53:42.954
6	1:24.604	+3.580	14:55:07.558
7	1:22.314	+1.290	14:56:29.872
8	1:26.590	+5.566	14:57:56.462
9	1:22.079	+1.055	14:59:18.541
10	1:21.024		15:00:39.565

(22) RICARDO PAIXÃO

Lap	Lap Tm	Diff	Time of Day
1	2:52.547	+1:39.217	14:49:07.340
2	1:22.833	+9.503	14:50:30.173
3	1:18.538	+5.208	14:51:48.711
4	1:18.624	+5.294	14:53:07.335
5	1:17.875	+4.545	14:54:25.210
6	1:28.947	+15.617	14:55:54.157
7	1:14.354	+1.024	14:57:08.511
8	1:15.203	+1.873	14:58:23.714
9	1:16.823	+3.493	14:59:40.537
10	1:13.330		15:00:53.867

(5) KAUAN MARCHIOLE

Lap	Lap Tm	Diff	Time of Day
1	1:38.690	+12.574	14:47:59.648
2	1:33.350	+7.234	14:49:32.998
3	1:34.527	+8.411	14:51:07.525
4	1:30.435	+4.319	14:52:37.960
5	1:31.400	+5.284	14:54:09.360
6	1:28.225	+2.109	14:55:37.585
7	1:26.116		14:57:03.701
8	1:26.925	+0.809	14:58:30.626
9	1:26.646	+0.530	14:59:57.272

(49) PAULO

Lap	Lap Tm	Diff	Time of Day
1	1:30.808	+10.951	14:47:47.314
2	1:26.637	+6.780	14:49:13.951
3	1:24.281	+4.424	14:50:38.232
4	1:22.295	+2.438	14:52:00.527
5	1:25.046	+5.189	14:53:25.573
6	1:21.872	+2.015	14:54:47.445
7	1:19.857		14:56:07.302

MX VX Rolim de Moura
Classificado por voltas

NACIONAL VX

Rolim de Moura/RO 1,000 Km

CORRIDA

08/08/2021 13:00

Corrida iniciado em 14:45:31

Pos	No.	Piloto	Categ	Voltas	Diff	M. Volta	Moto	Cidade	Equipe
1	187	JACSON CARDOSO	NACIONAL VX	12		1:08.273	HONDA	VILHENA	NORTON PREPARAÇÕES-LDG GRÁFICOS
2	116	MATEUS	NACIONAL VX	12	4.213	1:07.365	HONDA	VILHENA	
3	1	THIAGO FERNANDO	NACIONAL VX	12	15.096	1:10.120	HONDA	SAPEZAL	SUPER MOTOS-NUTELLA RACING
4	119	JHOAN PIERRE	NACIONAL VX	12	24.170	1:09.547	HONDA	PORTO VELHO	UNIDAS AUTO CENTER-MRP-BKO-VIPAL PNEU
5	43	VITOR MOTA	NACIONAL VX	12	25.624	1:10.128	HONDA	BURITIS	
6	201	MAXWELL SÉRGIO	NACIONAL VX	12	26.974	1:09.771	HONDA	ALTA FLORESTA DO O	WS ESTOFADOS-FERNANDO PEBA
7	151	NATAN VALANI	NACIONAL VX	12	43.412	1:10.282	HONDA	NOVO HORIZONTE DI	NENHUM
8	117	GUTIERREZ VALANI	NACIONAL VX	12	43.826	1:11.156	HONDA	NOVO HORIZONTE DI	SEM PATROCÍNIO
9	87	ADRIANO JOSÉ	NACIONAL VX	12	48.956	1:11.838	HONDA	OURO PRETO DO OES	ESTÂNCIA 3 IRMÃOS-MEGA MOTOS
10	200	WILLIAN BONI	NACIONAL VX	12	49.938	1:10.302	HONDA	CACOAL	MASTER MOTOS
11	272	WANDERSON HOLAND	NACIONAL VX	12	59.751	1:13.685	HONDA	SÃO FRANCISCO DO I	CASA DAS ANTENAS
12	456	ENZO DOTTO	NACIONAL VX	12	1:00.149	1:12.123	HONDA	CACOAL	DOTTO MIX-REVISIA AUTO CENTER
13	104	CLÉBER JÚNIOR	NACIONAL VX	12	1:08.259	1:12.232	HONDA	CACOAL	PEDRINHO LAVA CAR
14	903	JOEL	NACIONAL VX	12	1:08.302	1:12.493	HONDA	CACOAL	
15	108	KLEITON KLITZKE	NACIONAL VX	12	1:08.647	1:12.606	HONDA	SAPEZAL	
16	17	LUÍS AZEVEDO	NACIONAL VX	12	1:25.289	1:10.809	HONDA	CACOAL	STA ENGENHARIA-INSTALADORA SÃO LUIZ
17	32	CAIO	NACIONAL VX	11	1 Volta	1:13.056	HONDA	SAPEZAL	
18	16	WELLINGTON SILVA	NACIONAL VX	11	1 Volta	1:12.039	HONDA	SAPEZAL-MT	ARTEC CLIMATIZAÇÃO-NUTELA RAIONG
19	28	MARCELO	NACIONAL VX	11	1 Volta	1:12.316	HONDA	ARIQUEMES	
20	172	ROGÉRIO	NACIONAL VX	11	1 Volta	1:12.397	HONDA	ALTA FLORESTA	TERRA MOTOS
21	171	ALAN ALVES	NACIONAL VX	11	1 Volta	1:15.699	HONDA	COLORADO DO OEST	FAZENDA CALIFORNIA
22	450	CABEÇA	NACIONAL VX	11	1 Volta	1:15.344	HONDA	SANTA LUZIA DO OES	RONDO ESPORTE-TICO DO POSTO-PLANETANI
23	357	CAIO	NACIONAL VX	11	1 Volta	1:14.104	HONDA	ARIQUEMES	
24	21	PEDRO HENRIQUE	NACIONAL VX	11	1 Volta	1:16.461	HONDA	ARIQUEMES	
25	127	RODRIGO DIAS	NACIONAL VX	10	2 Voltas	1:19.417	HONDA	CACOAL	OFIR JÓIAS
26	61	JHONNY HARRISON	NACIONAL VX	10	2 Voltas	1:20.646	HONDA	SERINGUEIRAS	FAZENDA J&K
27	94	DOUGLAS (GRINGO)	NACIONAL VX	10	2 Voltas	1:21.024	HONDA	SERINGUEIRAS	FRIGONORTE CARNES BOVINAS-VEREADOR A
28	22	RICARDO PAIXÃO	NACIONAL VX	10	2 Voltas	1:13.330	HONDA	ALVORADA DO ESTE	RICARDO MECÂNICO
29	5	KAUAN MARCHIOLE	NACIONAL VX	9	3 Voltas	1:26.116	HONDA	SERINGUEIRAS	AGROPECUÁRIA CENTRAL-MADEIREIRA E LAJ
30	49	PAULO	NACIONAL VX	7	5 Voltas	1:19.857	HONDA	ALVORADA	
31	69	LEONARDO TURCI	NACIONAL VX	6	6 Voltas	1:17.862	HONDA	ALTA FLORESTA DO O	
32	57	SHIERLES KNAACK	NACIONAL VX	4	8 Voltas	1:38.327	HONDA	CASTANHEIRAS	AGRO KNAACK
33	77	ITAMAR TADEU	NACIONAL VX	12 Voltas			HONDA	CACOAL	ITFMULTIMARCAS-TOMAZ MX SCHOOL-MASTEF

Margin of Victory
Avg. Speed
Best Lap Tm
Best Speed
Best Lap by

4.213

48,922

1:07.365

53,440

116 - MATEUS

Cronometragem: MARCOS A. MANCINI

Orbits

MX VX Rolim de Moura

NACIONAL VX

Rolim de Moura/RO 1,000 Km

WARM-UP NACIONAL VX

08/08/2021 09:40

Qualificação iniciado em 11:06:50

Lap	Lap Tm	Diff	Time of Day
(116) MATEUS			
1	1:11.852	+6.617	11:08:41.308
2	1:06.486	+1.251	11:09:47.794
3	1:21.142	+15.907	11:11:08.936
4	1:05.235		11:12:14.171

Lap	Lap Tm	Diff	Time of Day
(119) JHOAN PIERRE			
1	1:06.579		11:07:58.420
2	1:07.336	+0.757	11:09:05.756
3	1:08.204	+1.625	11:10:13.960
4	1:08.960	+2.381	11:11:22.920
5	1:07.878	+1.299	11:12:30.798

Lap	Lap Tm	Diff	Time of Day
(1) THIAGO FERNANDO			
1	1:09.250	+2.398	11:08:31.428
2	1:12.508	+5.656	11:09:43.936
3	1:07.440	+0.588	11:10:51.376
4	1:06.852		11:11:58.228

Lap	Lap Tm	Diff	Time of Day
(43) VITOR MOTA			
1	1:13.376	+6.144	11:08:20.230
2	1:10.053	+2.821	11:09:30.283
3	1:08.855	+1.623	11:10:39.138
4	1:08.909	+1.677	11:11:48.047
5	1:07.232		11:12:55.279

Lap	Lap Tm	Diff	Time of Day
(456) ENZO DOTTO			
1	1:13.835	+6.064	11:08:20.202
2	1:08.397	+0.626	11:09:28.599
3	1:07.771		11:10:36.370
4	1:07.976	+0.205	11:11:44.346
5	1:10.215	+2.444	11:12:54.561

Lap	Lap Tm	Diff	Time of Day
(187) JACSON CARDOSO			
1	1:08.314		11:09:06.476
2	1:12.580	+4.266	11:10:19.056

Lap	Lap Tm	Diff	Time of Day
(200) WILLIAN BONI			
1	1:12.445	+4.047	11:08:43.084
2	1:08.398		11:09:51.482
3	1:18.007	+9.609	11:11:09.489
4	1:10.337	+1.939	11:12:19.826

Lap	Lap Tm	Diff	Time of Day
(172) ROGÉRIO			
1	1:08.867	+0.387	11:08:47.759
2	1:08.480		11:09:56.239
3	1:16.013	+7.533	11:11:12.252
4	1:09.981	+1.501	11:12:22.233

Lap	Lap Tm	Diff	Time of Day
(201) MAXWELL SÉRGIO			
1	1:12.873	+4.037	11:09:01.455
2	1:11.185	+2.349	11:10:12.640
3	1:13.582	+4.746	11:11:26.222
4	1:08.836		11:12:35.058

Lap	Lap Tm	Diff	Time of Day
(151) NATAN VALANI			
1	1:24.664	+15.618	11:08:50.983
2	1:09.985	+0.939	11:10:00.968
3	1:09.046		11:11:10.014
4	1:10.319	+1.273	11:12:20.333

Lap	Lap Tm	Diff	Time of Day
(117) GUTIERREZ VALANI			
1	1:10.536	+1.390	11:08:54.159
2	1:09.323	+0.177	11:10:03.482
3	1:19.027	+9.881	11:11:22.509

Lap	Lap Tm	Diff	Time of Day
4	1:09.146		11:12:31.655
(16) WELLINGTON SILVA			
1	1:11.618	+2.149	11:08:53.553
2	1:09.469		11:10:03.022
3	1:23.926	+14.457	11:11:26.948
4	1:14.733	+5.264	11:12:41.681
5	1:20.097	+10.628	11:14:01.778

Lap	Lap Tm	Diff	Time of Day
(77) ITAMAR TADEU			
1	15.968	-54.076	12:41:10.735

Lap	Lap Tm	Diff	Time of Day
(108) KLEITON KLITZKE			
1	1:10.907	+0.394	11:08:49.745
2	1:12.213	+1.700	11:10:01.958
3	1:11.631	+1.118	11:11:13.589
4	1:10.513		11:12:24.102

Lap	Lap Tm	Diff	Time of Day
(32) CAIO			
1	1:15.647	+4.957	11:08:45.052
2	1:12.669	+1.979	11:09:57.721
3	1:16.793	+6.103	11:11:14.514
4	1:10.690		11:12:25.204

Lap	Lap Tm	Diff	Time of Day
(104) CLÉBER JÚNIOR			
1	1:11.865	+0.850	11:09:04.785
2	1:23.090	+12.075	11:10:27.875
3	1:11.015		11:11:38.890
4	1:26.935	+15.920	11:13:05.825

Lap	Lap Tm	Diff	Time of Day
(272) WANDERSON HOLANDA			
1	1:16.092	+5.035	11:08:19.233
2	1:24.922	+13.865	11:09:44.155
3	1:11.297	+0.240	11:10:55.452
4	1:11.057		11:12:06.509

Lap	Lap Tm	Diff	Time of Day
(903) JOEL			
1	1:11.122		11:09:05.911
2	1:16.443	+5.321	11:10:22.354
3	1:11.274	+0.152	11:11:33.628
4	1:11.773	+0.651	11:12:45.401

Lap	Lap Tm	Diff	Time of Day
(17) LUÍS AZEVEDO			
1	1:19.852	+8.597	11:09:04.410
2	1:11.775	+0.520	11:10:16.185
3	1:11.255		11:11:27.440
4	1:12.959	+1.704	11:12:40.399

Lap	Lap Tm	Diff	Time of Day
(171) ALAN ALVES			
1	1:19.008	+7.524	11:08:35.384
2	1:25.701	+14.217	11:10:01.085
3	1:40.060	+28.576	11:11:41.145
4	1:11.484		11:12:52.629

Lap	Lap Tm	Diff	Time of Day
(450) CABEÇA			
1	1:11.690		11:09:05.414
2	1:13.230	+1.540	11:10:18.644
3	1:12.489	+0.799	11:11:31.133
4	1:12.382	+0.692	11:12:43.515

Lap	Lap Tm	Diff	Time of Day
(93) LIGERIN			
1	1:11.822		11:08:57.601

Lap	Lap Tm	Diff	Time of Day
(87) ADRIANO JOSÉ			
1	1:12.306	+0.373	11:08:58.291
2	1:12.476	+0.543	11:10:10.767

Lap	Lap Tm	Diff	Time of Day
3	1:15.680	+3.747	11:11:26.447
4	1:11.933		11:12:38.380

Lap	Lap Tm	Diff	Time of Day
(21) PEDRO HENRIQUE			
1	1:21.800	+9.772	11:08:21.071
2	1:13.483	+1.455	11:09:34.554
3	1:17.849	+5.821	11:10:52.403
4	1:12.028		11:12:04.431

Lap	Lap Tm	Diff	Time of Day
(69) LEONARDO TURCI			
1	1:15.601	+3.280	11:08:07.711
2	1:13.782	+1.461	11:09:21.493
3	1:14.446	+2.125	11:10:35.939
4	1:12.321		11:11:48.260
5	1:12.996	+0.675	11:13:01.256

Lap	Lap Tm	Diff	Time of Day
(28) MARCELO			
1	1:13.516	+1.035	11:09:00.573
2	1:15.785	+3.304	11:10:16.358
3	1:12.481		11:11:28.839
4	1:15.798	+3.317	11:12:44.637

Lap	Lap Tm	Diff	Time of Day
(51) GENALDO NOGUEIRA			
1	1:13.647	+0.730	11:08:45.552
2	1:13.223	+0.306	11:09:58.775
3	1:12.917		11:11:11.692

Lap	Lap Tm	Diff	Time of Day
(22) RICARDO PAIXÃO			
1	1:15.268	+2.143	11:09:13.759
2	1:16.682	+3.557	11:10:30.441
3	1:13.125		11:11:43.566
4	1:14.789	+1.664	11:12:58.355

Lap	Lap Tm	Diff	Time of Day
(357) CAIO			
1	1:15.813	+1.915	11:08:12.538
2	1:17.082	+3.184	11:09:29.620
3	1:16.046	+2.148	11:10:45.666
4	1:13.898		11:11:59.564

Lap	Lap Tm	Diff	Time of Day
(49) PAULO			
1	1:20.260	+4.278	11:08:29.037
2	1:18.369	+2.387	11:09:47.406
3	1:18.528	+2.546	11:11:05.934
4	1:15.982		11:12:21.916

Lap	Lap Tm	Diff	Time of Day
(94) DOUGLAS (GRINGO)			
1	1:19.546	+3.081	11:08:27.680
2	1:18.329	+1.864	11:09:46.009
3	1:16.465		11:11:02.474
4	1:26.039	+9.574	11:12:28.513

Lap	Lap Tm	Diff	Time of Day
(127) RODRIGO DIAS			
1	1:16.681		11:09:00.027
2	2:25.979	+1:09.298	11:11:26.006
3	1:21.238	+4.557	11:12:47.244

Lap	Lap Tm	Diff	Time of Day
(61) JHONNY HARRISON			
1	1:20.273	+2.656	11:08:12.140
2	1:28.708	+11.091	11:09:40.848
3	1:19.841	+2.224	11:11:00.689
4	1:17.617		11:12:18.306

Lap	Lap Tm	Diff	Time of Day
(5) KAUAN MARCHIOLE			
1	1:28.228	+1.660	11:08:34.941
2	1:26.696	+0.128	11:10:01.637
3	1:28.583	+2.015	11:11:30.220



ROLIM DE MOURA
08 DE AGOSTO
PISTA MUNICIPAL



OZIAS MOTORES

MX VX Rolim de Moura


NACIONAL VX

Rolim de Moura/RO 1,000 Km

WARM-UP NACIONAL VX

08/08/2021 09:40

Qualificação iniciado em 11:06:50



Lap	Lap Tm	Diff	Time of Day
4	1:26.568		11:12:56.788
(57) SHIERLES KNAACK			
1	1:29.525	+2.387	11:08:27.403
2	1:27.138		11:09:54.541
3	1:31.863	+4.725	11:11:26.404

Lap Lap Tm Diff Time of Day

Lap Lap Tm Diff Time of Day



MX VX Rolim de Moura
Classificado pela melhor volta

NACIONAL VX

Rolim de Moura/RO 1,000 Km

WARM-UP NACIONAL VX

08/08/2021 09:40

Qualificação iniciado em 11:06:50

Pos	No.	Piloto	Categ	M. Tempo	Diff	Moto	Cidade	Equipe
1	116	MATEUS	NACIONAL VX	1:05.235		HONDA	VILHENA	
2	119	JHOAN PIERRE	NACIONAL VX	1:06.579	1.344	HONDA	PORTO VELHO	UNIDAS AUTO CENTER-MRP-BKO-VIPAL PNEU
3	1	THIAGO FERNANDO	NACIONAL VX	1:06.852	1.617	HONDA	SAPEZAL	SUPER MOTOS-NUTELLA RACING
4	43	VITOR MOTA	NACIONAL VX	1:07.232	1.997	HONDA	BURITIS	
5	456	ENZO DOTTO	NACIONAL VX	1:07.771	2.536	HONDA	CACOAL	DOTTO MIX-REVISA AUTO CENTER
6	187	JACSON CARDOSO	NACIONAL VX	1:08.314	3.079	HONDA	VILHENA	NORTON PREPARAÇÕES-LDG GRÁFICOS
7	200	WILLIAN BONI	NACIONAL VX	1:08.398	3.163	HONDA	CACOAL	MASTER MOTOS
8	172	ROGÉRIO	NACIONAL VX	1:08.480	3.245	HONDA	ALTA FLORESTA	TERRA MOTOS
9	201	MAXWELL SÉRGIO	NACIONAL VX	1:08.836	3.601	HONDA	ALTA FLORESTA DO OESTI	WS ESTOFADOS-FERNANDO PEBA
10	151	NATAN VALANI	NACIONAL VX	1:09.046	3.811	HONDA	NOVO HORIZONTE DO OE	NENHUM
11	117	GUTIERREZ VALANI	NACIONAL VX	1:09.146	3.911	HONDA	NOVO HORIZONTE DO OE	SEM PATROCÍNIO
12	16	WELLINGTON SILVA	NACIONAL VX	1:09.469	4.234	HONDA	SAPEZAL-MT	ARTEC CLIMATIZAÇÃO-NUTELA RAIONG
13	77	ITAMAR TADEU	NACIONAL VX	1:10.044	4.809	HONDA	CACOAL	ITFMULTIMARCAS-TOMAZ MX SCHOOL-MASTEF
14	108	KLEITON KLITZKE	NACIONAL VX	1:10.513	5.278	HONDA	SAPEZAL	
15	32	CAIO	NACIONAL VX	1:10.690	5.455	HONDA	SAPEZAL	
16	104	CLÉBER JÚNIOR	NACIONAL VX	1:11.015	5.780	HONDA	CACOAL	PEDRINHO LAVA CAR
17	272	WANDERSON HOLANDA	NACIONAL VX	1:11.057	5.822	HONDA	SÃO FRANCISCO DO GUAP	CASA DAS ANTENAS
18	903	JOEL	NACIONAL VX	1:11.122	5.887	HONDA	CACOAL	
19	17	LUÍS AZEVEDO	NACIONAL VX	1:11.255	6.020	HONDA	CACOAL	STA ENGENHARIA-INSTALADORA SÃO LUIZ
20	171	ALAN ALVES	NACIONAL VX	1:11.484	6.249	HONDA	COLORADO DO OESTE	FAZENDA CALIFORNIA
21	450	CABEÇA	NACIONAL VX	1:11.690	6.455	HONDA	SANTA LUZIA DO OESTE	RONDO ESPORTE-TICO DO POSTO-PLANETANI
22	93	LIGERIN	NACIONAL VX	1:11.822	6.587	HONDA	ESPIGAO DO OESTE	CONSTRUMAT
23	87	ADRIANO JOSÉ	NACIONAL VX	1:11.933	6.698	HONDA	OURO PRETO DO OESTE	ESTÂNCIA 3 IRMÃOS-MEGA MOTOS
24	21	PEDRO HENRIQUE	NACIONAL VX	1:12.028	6.793	HONDA	ARIQUEMES	
25	69	LEONARDO TURCI	NACIONAL VX	1:12.321	7.086	HONDA	ALTA FLORESTA DO OESTI	
26	28	MARCELO	NACIONAL VX	1:12.481	7.246	HONDA	ARIQUEMES	
27	51	GENALDO NOGUEIRA	NACIONAL VX	1:12.917	7.682	HONDA	SANTA LUZIA DO OESTE	TERERÉ & SABORES
28	22	RICARDO PAIXÃO	NACIONAL VX	1:13.125	7.890	HONDA	ALVORADA DO ESTE	RICARDO MECÂNICO
29	357	CAIO	NACIONAL VX	1:13.898	8.663	HONDA	ARIQUEMES	
30	49	PAULO	NACIONAL VX	1:15.982	10.747	HONDA	ALVORADA	
31	94	DOUGLAS (GRINGO)	NACIONAL VX	1:16.465	11.230	HONDA	SERINGUEIRAS	FRIGONORTE CARNES BOVINAS-VEREADOR P
32	127	RODRIGO DIAS	NACIONAL VX	1:16.681	11.446	HONDA	CACOAL	OFIR JÓIAS
33	61	JHONNY HARRISON	NACIONAL VX	1:17.617	12.382	HONDA	SERINGUEIRAS	FAZENDA J&K



ROLIM DE MOURA
08 DE AGOSTO
PISTA MUNICIPAL



Canopus
MOTOS

Mapin
materiais p/ construção

Fagotti
Doce

ZENILDO

POSTO MAIS+

OZIAS MOTORES

MX VX Rolim de Moura

Classificado pela melhor volta

NACIONAL VX

Rolim de Moura/RO 1,000 Km

WARM-UP NACIONAL VX

08/08/2021 09:40

Qualificação iniciado em 11:06:50

Pos	No.	Piloto	Categ	M. Tempo	Diff	Moto	Cidade	Equipe
34	5	KAUAN MARCHIOLE	NACIONAL VX	1:26.568	21.333	HONDA	SERINGUEIRAS	AGROPECUÁRIA CENTRAL-MADEIREIRA E LA
35	57	SHIERLES KNAACK	NACIONAL VX	1:27.138	21.903	HONDA	CASTANHEIRAS	AGRO KNAACK

Cronometragem: MARCOS A. MANCINI

Orbits



www.mancini.esp.br

MOTOMUNDO

tecnology by
MYLAPS
SPORTS TIMING
Página 2/2

MX VX Rolim de Moura

NACIONAL VX3

Rolim de Moura/RO 1,000 Km

CORRIDA

08/08/2021 13:50

Corrida iniciado em 16:04:26

Lap	Lap Tm	Diff	Time of Day
(27) EVANDRO BUCIOLI			
1	1:14.680	+4.775	16:06:11.009
2	1:13.217	+3.312	16:07:24.226
3	1:13.244	+3.339	16:08:37.470
4	1:11.914	+2.009	16:09:49.384
5	1:11.998	+2.093	16:11:01.382
6	1:11.002	+1.097	16:12:12.384
7	1:11.113	+1.208	16:13:23.497
8	1:09.905		16:14:33.402
9	1:10.807	+0.902	16:15:44.209
10	1:12.997	+3.092	16:16:57.206

Lap	Lap Tm	Diff	Time of Day
(108) KLEITON KLITZKE			
1	1:15.464	+4.728	16:06:12.151
2	1:13.282	+2.546	16:07:25.433
3	1:13.220	+2.484	16:08:38.653
4	1:12.427	+1.691	16:09:51.080
5	1:11.582	+0.846	16:11:02.662
6	1:11.042	+0.306	16:12:13.704
7	1:11.123	+0.387	16:13:24.827
8	1:10.736		16:14:35.563
9	1:12.002	+1.266	16:15:47.565
10	1:12.310	+1.574	16:16:59.875

Lap	Lap Tm	Diff	Time of Day
(711) OZIAS VIEIRA DE SOUZA			
1	1:15.559	+3.278	16:06:13.713
2	1:14.542	+2.261	16:07:28.255
3	1:12.505	+0.224	16:08:40.760
4	1:13.293	+1.012	16:09:54.053
5	1:13.732	+1.451	16:11:07.785
6	1:13.831	+1.550	16:12:21.616
7	1:12.978	+0.697	16:13:34.594
8	1:13.193	+0.912	16:14:47.787
9	1:12.591	+0.310	16:16:00.378
10	1:12.281		16:17:12.659

Lap	Lap Tm	Diff	Time of Day
(22) RICARDO SILVA			
1	1:18.318	+6.770	16:06:17.113
2	1:13.491	+1.943	16:07:30.604
3	1:12.500	+0.952	16:08:43.104
4	1:12.528	+0.980	16:09:55.632
5	1:12.981	+1.433	16:11:08.613
6	1:14.362	+2.814	16:12:22.975
7	1:14.136	+2.588	16:13:37.111
8	1:13.254	+1.706	16:14:50.365
9	1:11.548		16:16:01.913
10	1:12.489	+0.941	16:17:14.402

Lap	Lap Tm	Diff	Time of Day
(51) GENALDO NOGUEIRA			
1	1:16.122	+4.763	16:06:17.740
2	1:16.888	+5.529	16:07:34.628
3	1:14.254	+2.895	16:08:48.882
4	1:12.955	+1.596	16:10:01.837
5	1:12.520	+1.161	16:11:14.357
6	1:11.359		16:12:25.716
7	1:12.163	+0.804	16:13:37.879
8	1:12.975	+1.616	16:14:50.854
9	1:12.081	+0.722	16:16:02.935
10	1:16.652	+5.293	16:17:19.587

Lap	Lap Tm	Diff	Time of Day
(680) WALTINHO			
1	1:19.722	+6.550	16:06:19.297
2	1:16.780	+3.608	16:07:36.077
3	1:15.428	+2.256	16:08:51.505
4	1:15.428	+2.256	16:10:06.933

Lap	Lap Tm	Diff	Time of Day
5	1:15.173	+2.001	16:11:22.106
6	1:15.642	+2.470	16:12:37.748
7	1:14.877	+1.705	16:13:52.625
8	1:13.508	+0.336	16:15:06.133
9	1:13.172		16:16:19.305
10	1:13.989	+0.817	16:17:33.294

Lap	Lap Tm	Diff	Time of Day
(37) ANDERSON ALVES			
1	1:15.302	+3.121	16:06:15.247
2	1:14.067	+1.886	16:07:29.314
3	1:12.181		16:08:41.495
4	1:13.345	+1.164	16:09:54.840
5	1:13.339	+1.158	16:11:08.179
6	1:13.978	+1.797	16:12:22.157
7	1:12.958	+0.777	16:13:35.115
8	1:13.378	+1.197	16:14:48.493
9	1:12.767	+0.586	16:16:01.260

Lap	Lap Tm	Diff	Time of Day
(77) ITAMAR TADEU			
1	1:18.136	+6.151	16:06:15.647
2	1:16.060	+4.075	16:07:31.707
3	1:12.595	+0.610	16:08:44.302
4	1:11.985		16:09:56.287
5	1:13.242	+1.257	16:11:09.529
6	1:13.348	+1.363	16:12:22.877
7	1:12.639	+0.654	16:13:35.516
8	1:13.631	+1.646	16:14:49.147
9	1:13.451	+1.466	16:16:02.598

Lap	Lap Tm	Diff	Time of Day
(103) NERIS			
1	1:20.256		16:06:21.401
2	1:22.586	+2.330	16:07:43.987



ROLIM DE MOURA
08 DE AGOSTO
PISTA MUNICIPAL



Canopus
MOTOS
Mapin
materiais p/ construção



POSTO MAIS+
OZIAS MOTORES

MX VX Rolim de Moura

Classificado por voltas

NACIONAL VX3

Rolim de Moura/RO 1,000 Km

CORRIDA

08/08/2021 13:50

Corrida iniciado em 16:04:26

Pos	No.	Piloto	Categ	Voltas	Diff	M. Volta	Moto	Cidade	Equipe
1	27	EVANDRO BUCIOLI	NACIONAL VX3	10		1:09.905	HONDA	SÃO FRANCISCO DO I	SC MENDES TRANSPORTE-POSTO PACOTÃO-I
2	108	KLEITON KLITZKE	NACIONAL VX3	10	2.669	1:10.736	HONDA	SAPEZAL	
3	711	OZIAS VIEIRA DE SOU	NACIONAL VX3	10	15.453	1:12.281	HONDA	ROLIM DE MOURA	OZIAS MOTORES
4	22	RICARDO SILVA	NACIONAL VX3	10	17.196	1:11.548	HONDA	ALVORADA DO OESTE	
5	51	GENALDO NOGUEIRA	NACIONAL VX3	10	22.381	1:11.359	HONDA	SANTA LUZIA DO OES	TERERÉ & SABORES
6	680	WALTINHO	NACIONAL VX3	10	36.088	1:13.172	HONDA	BURITIS	SEMENTES LACROQUIMICA
7	37	ANDERSON ALVES	NACIONAL VX3	9	1 Volta	1:12.181	HONDA	COLORADO DO OEST	
8	77	ITAMAR TADEU	NACIONAL VX3	9	1 Volta	1:11.985	HONDA	CACOAL	ITF MULTIMARCAS
9	103	NERIS	NACIONAL VX3	2	8 Voltas	1:20.256	HONDA	NOVO HORIZONTE	

Margin of Victory

Avg. Speed

Best Lap Tm

Best Speed

Best Lap by

2.669

47,977

1:09.905

51,498

27 - EVANDRO BUCIOLI

Cronometragem: MARCOS A. MANCINI

Orbits



www.mancini.esp.br

MOTOMUNDO

tecnology by
MYLAPS
SPORTS TIMING

MX VX Rolim de Moura

NACIONAL VX3

Rolim de Moura/RO 1,000 Km

WARM-UP NACIONAL VX3

08/08/2021 09:00

Qualificação (10:00 Tempo) iniciado em 9:03:03

Lap	Lap Tm	Diff	Time of Day
(37) ANDERSON ALVES			
1	1:18.420	+7.396	9:54:35.035
2	1:13.290	+2.266	9:55:48.325
3	1:11.024		9:56:59.349
(108) KLEITON KLITZKE			
1	1:17.897	+5.628	9:55:04.936
2	1:15.713	+3.444	9:56:20.649
3	1:15.279	+3.010	9:57:35.928
4	1:13.918	+1.649	9:58:49.846
5	1:12.269		10:00:02.115
(711) OZIAS VIEIRA DE SOUZA			
1	1:28.128	+15.482	9:55:16.775
2	1:16.207	+3.561	9:56:32.982
3	1:17.113	+4.467	9:57:50.095
4	1:12.646		9:59:02.741
(51) GENALDO NOGUEIRA			
1	1:22.093	+8.557	9:55:11.299
2	1:19.959	+6.423	9:56:31.258
3	1:17.700	+4.164	9:57:48.958
4	1:13.536		9:59:02.494
5	1:15.363	+1.827	10:00:17.857
(77) ITAMAR TADEU			
1	1:19.968	+6.264	9:54:51.118
2	1:18.333	+4.629	9:56:09.451
3	1:15.726	+2.022	9:57:25.177
4	1:13.704		9:58:38.881
5	1:20.232	+6.528	9:59:59.113
(93) LIGERIN			
1	10:55.796	+9:42.008	9:53:58.346
2	1:16.479	+2.691	9:55:14.825
3	1:14.756	+0.968	9:56:29.581
4	1:14.856	+1.068	9:57:44.437
5	1:13.788		9:58:58.225
6	1:18.591	+4.803	10:00:16.816
(27) EVANDRO BUCIOLI			
1	1:14.458	+0.635	9:54:33.800
2	1:13.823		9:55:47.623
(22) RICARDO SILVA			
1	1:25.625	+10.652	9:55:01.770
2	1:18.085	+3.112	9:56:19.855
3	1:20.167	+5.194	9:57:40.022
4	1:17.412	+2.439	9:58:57.434
5	1:14.973		10:00:12.407
(680) WALTINHO			
1	1:30.410	+12.117	9:55:10.472
2	1:22.294	+4.001	9:56:32.766
3	1:18.293		9:57:51.059
4	1:18.632	+0.339	9:59:09.691
(103) NERIS			
1	1:28.747	+6.472	9:55:09.460
2	1:26.684	+4.409	9:56:36.144
3	1:24.112	+1.837	9:58:00.256
4	1:22.275		9:59:22.531

Lap	Lap Tm	Diff	Time of Day
-----	--------	------	-------------

Lap	Lap Tm	Diff	Time of Day
-----	--------	------	-------------



ROLIM DE MOURA
08 DE AGOSTO
PISTA MUNICIPAL



MX VX Rolim de Moura

Classificado pela melhor volta

NACIONAL VX3

Dolim de Moura/RO 1,000 Km

WARM-UP NACIONAL VX3

08/08/2021 09:00

Qualificação iniciado em 9:03:03

Pos	No.	Piloto	Categ	M. Tempo	Diff	Moto	Cidade	Equipe
1	37	ANDERSON ALVES	NACIONAL VX3	1:11.024		HONDA	COLORADO DO OESTE	
2	108	KLEITON KLITZKE	NACIONAL VX3	1:12.269	1.245	HONDA	SAPEZAL	
3	711	OZIAS VIEIRA DE SOUZA	NACIONAL VX3	1:12.646	1.622	HONDA	ROLIM DE MOURA	OZIAS MOTORES
4	51	GENALDO NOGUEIRA	NACIONAL VX3	1:13.536	2.512	HONDA	SANTA LUZIA DO OESTE	TERERÉ & SABORES
5	77	ITAMAR TADEU	NACIONAL VX3	1:13.704	2.680	HONDA	CACOAL	ITF MULTIMARCAS
6	93	LIGERIN	NACIONAL VX3	1:13.788	2.764	HONDA	ESPIGAO DO OESTE	CONSTRUMAT
7	27	EVANDRO BUCIOLI	NACIONAL VX3	1:13.823	2.799	HONDA	SÃO FRANCISCO DO GUAP	SC MENDES TRANSPORTE-POSTO PACOTÃO-I
8	22	RICARDO SILVA	NACIONAL VX3	1:14.973	3.949	HONDA	ALVORADA DO OESTE	
9	680	WALTINHO	NACIONAL VX3	1:18.293	7.269	HONDA	BURITIS	SEMENTES LACROQUIMICA
10	103	NERIS	NACIONAL VX3	1:22.275	11.251	HONDA	NOVO HORIZONTE	

Cronometragem: MARCOS A. MANCINI

Orbits



www.mancini.esp.br

MOTOMUNDO

technology by
MYLAPS
SPORTS TIMING

MX VX Rolim de Moura

150/200 VX

Rolim de Moura/RO 1,000 Km

1a. BATERIA

08/08/2021 10:45

Corrida iniciado em 12:55:32

Lap	Lap Tm	Diff	Time of Day
3	1:17.910	+0.961	13:00:08.629
4	1:21.287	+4.338	13:01:29.916
5	1:20.167	+3.218	13:02:50.083
6	1:18.756	+1.807	13:04:08.839
7	1:19.287	+2.338	13:05:28.126
8	1:18.778	+1.829	13:06:46.904
9	1:20.133	+3.184	13:08:07.037
10	1:16.949		13:09:23.986
11	1:17.716	+0.767	13:10:41.702

(83) MATHEUS DA SILVA

Lap	Lap Tm	Diff	Time of Day
1	1:15.033	+0.915	12:57:20.056
2	1:14.136	+0.018	12:58:34.192
3	1:15.141	+1.023	12:59:49.333
4	1:14.807	+0.689	13:01:04.140
5	1:15.275	+1.157	13:02:19.415
6	1:14.118		13:03:33.533
7	1:14.215	+0.097	13:04:47.748
8	2:00.238	+46.120	13:06:47.986
9	1:20.142	+6.024	13:08:08.128
10	1:17.523	+3.405	13:09:25.651
11	1:17.799	+3.681	13:10:43.450

(11) SAMY ANDERSON

Lap	Lap Tm	Diff	Time of Day
1	1:21.221	+3.246	12:57:32.295
2	1:20.091	+2.116	12:58:52.386
3	1:25.475	+7.500	13:00:17.861
4	1:20.752	+2.777	13:01:38.613
5	1:20.580	+2.605	13:02:59.193
6	1:17.975		13:04:17.168
7	1:20.702	+2.727	13:05:37.870
8	1:20.601	+2.626	13:06:58.471
9	1:22.887	+4.912	13:08:21.358
10	1:22.080	+4.105	13:09:43.438
11	1:35.260	+17.285	13:11:18.698

(7) ROMÁRIO AVELINO

Lap	Lap Tm	Diff	Time of Day
1	1:25.169	+2.953	12:57:40.178
2	1:25.483	+3.267	12:59:05.661
3	1:23.069	+0.853	13:00:28.730
4	1:22.216		13:01:50.946
5	1:25.295	+3.079	13:03:16.241
6	1:28.229	+6.013	13:04:44.470
7	1:37.403	+15.187	13:06:21.873
8	1:30.134	+7.918	13:07:52.007
9	1:29.580	+7.364	13:09:21.587
10	1:30.577	+8.361	13:10:52.164

(456) ENZO DOTTO

Lap	Lap Tm	Diff	Time of Day
1	1:28.734	+16.423	12:57:29.864
2	1:12.311		12:58:42.175
3	1:14.067	+1.756	12:59:56.242
4	1:21.340	+9.029	13:01:17.582

Lap Lap Tm Diff Time of Day

Lap Lap Tm Diff Time of Day