

MX LEMAMT - 7a Etapa

Classificado por voltas

65cc / 50cc

Sinop/MT 1,100 Km

Corrida

15/10/2023 13:30

Corrida iniciado em 12:03:14

Pos	No.	Nome	Classe	Voltas	Diff	Moto	Cidade	Patrocinador
1	52	MATHEUS RIBEIRO	65CC	5		GASGAS	LUCAS DO RIO VERDI	AMERICA RACING
2	51	KEVIM WILLIAM	65CC	5	27.241	KTM	BRASNORTE	SUNOCO AUTO CAR
3	747	DAVI LUIZ	50CC/65CC	5	45.044	KTM	NOVA MUTUM	RT RACING-NORTELAB-FARMÁCIA ECONOMIZE
4	146	MAURO DIAS	65CC	5	2:11.624	KAWASAKI	SÃO JOSÉ DO RIO CL	SUPER PEÇAS-SETE SISTEMAS-MADPRO-RANCH STORE
5	20	LUCAS PIETRO	65CC	4	1 Volta	KAWASAKI	CAMPO NOVO DO PAI	LP PINTURAS-SUL TINTAS-RM MOTOS
6	4	YAN GABRIEL	50CC	4	1 Volta	YAMAHA	CAMPO NOVO DO PAI	STUDIO LILIAN SILVA-CS AUTO ELÉTRICA
7	25	THIAGO RAITZ	65CC	4	1 Volta	KAWASAKI	SINOP	G4 VEÍCULOS-MECÂNICA ALCAR
8	38	HEITOR TEIXEIRA	65CC	4	1 Volta	GASGAS	PEIXOTO DE AZEVEDO	MINERADORA SÃO MATHEUS
9	318	LORENZO VASCONCELO	50CC	4	1 Volta	HUSQVARNA	BRASNORTE	FERRARI & CIA-IMPÉRIO ADESIVOS
10	30	OTÁVIO FERNANDO	65CC	3	2 Voltas	KTM	SÃO JOSE DO RIO CL	PAI FERNANDO
11	100	GUSTAVO HERNANDES	65CC	3	2 Voltas	KAWASAKI	SINOP	RICARDO ALVES-MARCOS PAIVA
12	52	PEDRO RIBEIRO	50CC	1	4 Voltas	YAMAHA	LUCAS DO RIO VERDI	AMERICA RACING

Margem da Vitoria

velocidade Media

Tempo Melhor volta

Melhor Veloc.

Melhor Volta por..

27.241

29,585

1:53.137

35,002

52 - MATHEUS RIBEIRO

Cronometragem: MARCOS A. MANCINI - Diretor de Prova: JOCEMIR ZAMBONI

Orbits

MX LEMAMT - 7a Etapa

65cc / 50cc

Sinop/MT 1,100 Km

Corrida

15/10/2023 13:30

Corrida iniciado em 12:03:14

Lap	Lap Tm	Diff	Time of Day
(52) MATHEUS RIBEIRO			
1	1:55.271	+2.134	12:06:40.226
2	1:55.467	+2.330	12:08:35.693
3	1:53.137		12:10:28.830
4	1:56.989	+3.852	12:12:25.819
5	1:57.453	+4.316	12:14:23.272
(51) KEVIM WILLIAM			
1	1:59.622	+4.106	12:06:53.523
2	1:55.516		12:08:49.039
3	1:59.437	+3.921	12:10:48.476
4	2:00.287	+4.771	12:12:48.763
5	2:01.750	+6.234	12:14:50.513
(747) DAVI LUIZ			
1	2:12.875	+13.777	12:07:06.024
2	2:01.724	+2.626	12:09:07.748
3	2:02.066	+2.968	12:11:09.814
4	1:59.404	+0.306	12:13:09.218
5	1:59.098		12:15:08.316
(146) MAURO DIAS			
1	2:16.929	+2.132	12:07:25.107
2	2:18.148	+3.351	12:09:43.255
3	2:20.242	+5.445	12:12:03.497
4	2:14.797		12:14:18.294
5	2:16.602	+1.805	12:16:34.896
(20) LUCAS PIETRO			
1	2:18.909	+3.838	12:07:56.736
2	2:18.301	+3.230	12:10:15.037
3	2:26.132	+11.061	12:12:41.169
4	2:15.071		12:14:56.240
(4) YAN GABRIEL			
1	2:27.853	+6.345	12:07:46.313
2	2:27.749	+6.241	12:10:14.062
3	2:23.420	+1.912	12:12:37.482
4	2:21.508		12:14:58.990
(25) THIAGO RAITZ			
1	2:30.163	+4.331	12:07:54.521
2	2:27.513	+1.681	12:10:22.034
3	2:25.832		12:12:47.866
4	2:25.921	+0.089	12:15:13.787
(38) HEITOR TEIXEIRA			
1	2:26.270	+5.160	12:07:44.062
2	3:00.143	+39.033	12:10:44.205
3	2:21.110		12:13:05.315
4	2:21.474	+0.364	12:15:26.789
(318) LORENZO VASCONCELOS			
1	2:47.260	+8.779	12:08:41.368
2	2:42.029	+3.548	12:11:23.397
3	2:42.580	+4.099	12:14:05.977
4	2:38.481		12:16:44.458
(30) OTÁVIO FERNANDO			
1	3:30.256	+41.927	12:09:13.768
2	2:48.329		12:12:02.097
3	2:52.032	+3.703	12:14:54.129
(100) GUSTAVO HERNANDES			
1	2:32.451		12:08:31.798

Lap	Lap Tm	Diff	Time of Day
2	2:55.877	+23.426	12:11:27.675
3	4:06.811	+1:34.360	12:15:34.486
(52) PEDRO RIBEIRO			
1	4:29.012		12:18:17.245

Lap Lap Tm Diff Time of Day

MX LEMAMT - 7a Etapa

Classificado pela melhor volta

65cc / 50cc

Sinop/MT 1,100 Km

Treino Cronometrado

15/10/2023 09:30

Qualificação iniciado em 11:49:11

Pos	No.	Nome	Classe	M. Tempo	Diff	Moto	Cidade	Patrocinador
1	52	MATHEUS RIBEIRO	65CC	2:03.826		GASGAS	LUCAS DO RIO VI	AMERICA RACING
2	51	KEVIM WILLIAM	65CC	2:11.027	7.201	KTM	BRASNORTE	SUNOCO AUTO CAR
3	747	DAVI LUIZ	50CC/65CC	2:16.056	12.230	KTM	NOVA MUTUM	RT RACING-NORTELAB-FARMÁCIA ECONOMIZE
4	146	MAURO DIAS	65CC	2:27.696	23.870	KAWASAKI	SÃO JOSÉ DO RIC	SUPER PEÇAS-SETE SISTEMAS-MADPRO-RANCH
5	20	LUCAS PIETRO	65CC	2:31.480	27.654	KAWASAKI	CAMPO NOVO DO	LP PINTURAS-SUL TINTAS-RM MOTOS
6	100	GUSTAVO HERNANDES	65CC	2:39.874	36.048	KAWASAKI	SINOP	RICARDO ALVES-MARCOS PAIVA
7	4	YAN GABRIEL	50CC			YAMAHA	CAMPO NOVO DO	STUDIO LILIAN SILVA-CS AUTO ELÉTRICA
8	38	HEITOR TEIXEIRA	65CC			GASGAS	PEIXOTO DE AZE	MINERADORA SÃO MATHEUS
9	25	THIAGO RAITZ	65CC			KAWASAKI	SINOP	G4 VEÍCULOS-MECÂNICA ALCAR
10	52	PEDRO RIBEIRO	50CC			YAMAHA	LUCAS DO RIO VI	AMERICA RACING
11	318	LORENZO VASCONCELOS	50CC			HUSQVARNA	BRASNORTE	FERRARI & CIA-IMPÉRIO ADESIVOS
12	30	OTÁVIO FERNANDO	65CC			KTM	SÃO JOSÉ DO RIC	PAI FERNANDO

MX LEMAMT - 7a Etapa

FEMININA

Sinop/MT 1,100 Km

Corrida

15/10/2023 14:30

Corrida iniciado em 16:02:26

Lap	Lap Tm	Diff	Time of Day
(281) ANA CARAN			
1	1:40.962	+5.375	16:05:29.680
2	1:40.836	+5.249	16:07:10.516
3	1:39.760	+4.173	16:08:50.276
4	1:40.192	+4.605	16:10:30.468
5	1:38.132	+2.545	16:12:08.600
6	1:37.254	+1.667	16:13:45.854
7	1:35.587		16:15:21.441
(9) TATY			
1	1:40.796	+3.323	16:05:33.799
2	1:38.850	+1.377	16:07:12.649
3	1:37.473		16:08:50.122
4	1:38.131	+0.658	16:10:28.253
5	1:39.023	+1.550	16:12:07.276
6	1:37.722	+0.249	16:13:44.998
7	1:38.214	+0.741	16:15:23.212
(21) THAYLA VITÓRIA			
1	1:50.298	+9.708	16:06:12.230
2	1:47.584	+6.994	16:07:59.814
3	1:47.939	+7.349	16:09:47.753
4	1:46.178	+5.588	16:11:33.931
5	1:42.850	+2.260	16:13:16.781
6	1:40.590		16:14:57.371
7	1:42.970	+2.380	16:16:40.341
(461) YASMIM PIETSCH			
1	1:52.523	+5.754	16:05:49.423
2	1:48.400	+1.631	16:07:37.823
3	1:49.206	+2.437	16:09:27.029
4	1:50.821	+4.052	16:11:17.850
5	1:52.395	+5.626	16:13:10.245
6	1:46.769		16:14:57.014
7	1:47.623	+0.854	16:16:44.637
(69) VANESSA BARRA			
1	1:55.907	+5.338	16:06:05.680
2	1:50.569		16:07:56.249
3	1:52.251	+1.682	16:09:48.500
4	1:53.158	+2.589	16:11:41.658
5	1:53.522	+2.953	16:13:35.180
6	1:52.730	+2.161	16:15:27.910
(78) LAURA POULIANA			
1	1:55.912	+4.115	16:05:59.953
2	1:53.759	+1.962	16:07:53.712
3	1:55.867	+4.070	16:09:49.579
4	1:55.353	+3.556	16:11:44.932
5	1:52.632	+0.835	16:13:37.564
6	1:51.797		16:15:29.361
(559) CAMILA			
1	1:55.424	+1.200	16:05:57.539
2	1:54.224		16:07:51.763
3	1:55.346	+1.122	16:09:47.109
4	1:57.284	+3.060	16:11:44.393
5	2:06.513	+12.289	16:13:50.906
6	2:01.872	+7.648	16:15:52.778
(85) ANDRESSA SANDRI			
1	1:59.372	+6.894	16:05:53.010
2	1:54.485	+2.007	16:07:47.495
3	1:52.478		16:09:39.973
4	1:53.722	+1.244	16:11:33.695

Lap	Lap Tm	Diff	Time of Day
5	2:23.316	+30.838	16:13:57.011
6	2:12.320	+19.842	16:16:09.331
(80) ÂNGELA GOFFI			
1	2:02.449	+4.531	16:06:49.387
2	1:58.791	+0.873	16:08:48.178
3	1:59.737	+1.819	16:10:47.915
4	1:57.918		16:12:45.833
5	2:04.039	+6.121	16:14:49.872
6	2:01.944	+4.026	16:16:51.816
(31) JAQUELINE DAL CASTEL			
1	2:10.687		16:06:24.550
2	2:16.351	+5.664	16:08:40.901
3	2:15.870	+5.183	16:10:56.771
4	2:16.064	+5.377	16:13:12.835
5	2:12.482	+1.795	16:15:25.317
(91) BRUNA CAROLINA			
1	4:33.867	+2:16.031	16:09:51.128
2	3:16.920	+59.084	16:13:08.048
3	2:17.836		16:15:25.884

MX LEMAMT - 7a Etapa

Classificado por voltas

FEMININA

Sinop/MT 1,100 Km

Corrida

15/10/2023 14:30

Corrida iniciado em 16:02:26

Pos	No.	Nome	Classe	Voltas	Diff	Moto	Cidade	Patrocinador
1	281	ANA CARAN	FEM	7		YAMAHA	BARRA DO BUGRES	FAZENDA OURO PRETO
2	9	TATY	FEM	7	1.771	GASGAS	SORRISO	
3	21	THAYLA VITÓRIA	FEM	7	1:18.900	HONDA	COLÍDER	PREF MUNICIPAL DE COLÍDER-LEMAMT-NENOMOTOS
4	461	YASMIM PIETSCH	FEM	7	1:23.196	KTM	BRASNORTE	FAZENDA KANIESKI-PROFITNESS ACADEMIA
5	69	VANESSA BARRA	FEM	6	1 Volta	KAWASAKI	JUARA	AUTO ESCOLA TAPURAH
6	78	LAURA POULIANA	FEM	6	1 Volta	HONDA	PARANAITA	JC CONSTRUÇÃO E URBANIZAÇÃO-RETOCAR VEÍCULOS
7	559	CAMILA	FEM	6	1 Volta	YAMAHA	SORRISO	
8	85	ANDRESSA SANDRI	FEM	6	1 Volta	HONDA	NOVO PROGRESSO	FAZENDA SANDRI-POSTO PARAZÃO-POSTO NP CENTER
9	80	ÂNGELA GOFFI	FEM	6	1 Volta	YAMAHA	SORRISO	AGRO DIRETO
10	31	JAQUELINE DAL CASTE	FEM	5	2 Voltas	HONDA	TANGARÁ DA SERRA	FAZENDA SÃO MIGUEL-BARRACA SHOW
11	91	BRUNA CAROLINA	FEM	3	4 Voltas	HONDA	DIAMANTINO	HIDRÁULICA LEAL-BARRACA SHOW

Margem da Vitoria

velocidade Media

Tempo Melhor volta

Melhor Veloc.

Melhor Volta por..

1.771

35,758

1:35.587

41,428

281 - ANA CARAN

Cronometragem: MARCOS A. MANCINI - Diretor de Prova: JOCEMIR ZAMBONI

Orbits

MX LEMAMT - 7a Etapa

FEMININA

Sinop/MT 1,100 Km

Treino Cronometrado

15/10/2023 10:00

Qualificação iniciado em 10:30:00

Lap	Lap Tm	Diff	Time of Day
(281) ANA CARAN			
1	1:55.579	+9.792	10:33:52.565
2	1:54.968	+9.181	10:35:47.533
3	2:32.613	+46.826	10:38:20.146
4	2:14.647	+28.860	10:40:34.793
5	1:45.787		10:42:20.580
(9) TATY			
1	1:53.220	+3.235	10:33:37.739
2	1:52.832	+2.847	10:35:30.571
3	1:51.820	+1.835	10:37:22.391
4	1:49.985		10:39:12.376
5	2:14.149	+24.164	10:41:26.525
(21) THAYLA VITÓRIA			
1	2:06.196	+10.925	10:33:59.411
2	1:56.052	+0.781	10:35:55.463
3	2:02.117	+6.846	10:37:57.580
4	1:55.654	+0.383	10:39:53.234
5	1:55.271		10:41:48.505
(461) YASMIM PIETSCH			
1	2:37.937	+38.158	10:34:21.235
2	3:27.997	+1:28.218	10:37:49.232
3	2:26.065	+26.286	10:40:15.297
4	1:59.779		10:42:15.076
(78) LAURAPOULIANA			
1	2:01.778	+1.002	10:33:45.034
2	2:03.566	+2.790	10:35:48.600
3	2:02.211	+1.435	10:37:50.811
4	2:01.066	+0.290	10:39:51.877
5	2:00.776		10:41:52.653
(559) CAMILA			
1	2:07.725	+5.211	10:34:04.478
2	2:02.514		10:36:06.992
3	3:17.679	+1:15.165	10:39:24.671
4	2:06.225	+3.711	10:41:30.896
(80) ÂNGELA GOFFI			
1	2:07.976		10:33:43.578
2	2:20.703	+12.727	10:36:04.281
(31) JAQUELINE DAL CASTEL			
1	2:46.278		10:35:38.255
(77) ANA FORNARI			
1	3:20.882	+8.625	10:36:07.970
2	3:34.991	+22.734	10:39:42.961
3	3:12.257		10:42:55.218

Lap	Lap Tm	Diff	Time of Day
-----	--------	------	-------------

Lap	Lap Tm	Diff	Time of Day
-----	--------	------	-------------

MX LEMAMT - 7a Etapa

Classificado pela melhor volta

FEMININA

Sinop/MT 1,100 Km

Treino Cronometrado

15/10/2023 10:00

Qualificação iniciado em 10:30:00

Pos	No.	Nome	Classe	M. Tempo	Diff	Moto	Cidade	Patrocinador
1	281	ANA CARAN	FEM	1:45.787		YAMAHA	BARRA DO BUGRI	FAZENDA OURO PRETO
2	9	TATY	FEM	1:49.985	4.198	GASGAS	SORRISO	
3	21	THAYLA VITÓRIA	FEM	1:55.271	9.484	HONDA	COLÍDER	PREF MUNICIPAL DE COLÍDER-LEMAMT-NENOMO
4	461	YASMIM PIETSCH	FEM	1:59.779	13.992	KTM	BRASNORTE	FAZENDA KANIESKI-PROFITNESS ACADEMIA
5	78	LAURA POULIANA	FEM	2:00.776	14.989	HONDA	PARANAITA	JC CONSTRUÇÃO E URBANIZAÇÃO-RETOCAR VEÍ
6	559	CAMILA	FEM	2:02.514	16.727	YAMAHA	SORRISO	
7	80	ÂNGELA GOFFI	FEM	2:07.976	22.189	YAMAHA	SORRISO	AGRO DIRETO
8	31	JAQUELINE DAL CASTEL	FEM	2:46.278	1:00.491	HONDA	TANGARÁ DA SER	FAZENDA SÃO MIGUEL-BARRACA SHOW
9	77	ANA FORNARI	FEM	3:12.257	1:26.470	HONDA	LUCAS DO RIO VI	

MX LEMAMT - 7a Etapa

IMPORTADA 250

Sinop/MT 1,100 Km

Corrida

15/10/2023 14:00

Corrida iniciado em 15:32:14

Lap	Lap Tm	Diff	Time of Day
(816) GUILHERME MASCHIO			
1	1:13.949	+1.453	15:34:29.270
2	1:12.885	+0.389	15:35:42.155
3	1:12.844	+0.348	15:36:54.999
4	1:12.496		15:38:07.495
5	1:12.750	+0.254	15:39:20.245
6	1:13.869	+1.373	15:40:34.114
7	1:12.540	+0.044	15:41:46.654
8	1:14.058	+1.562	15:43:00.712
9	1:13.867	+1.371	15:44:14.579
10	1:14.436	+1.940	15:45:29.015
11	1:13.740	+1.244	15:46:42.755

Lap	Lap Tm	Diff	Time of Day
(90) CLEITON BORGES			
1	1:15.774	+3.051	15:34:33.306
2	1:13.901	+1.178	15:35:47.207
3	1:13.346	+0.623	15:37:00.553
4	1:12.953	+0.230	15:38:13.506
5	1:13.245	+0.522	15:39:26.751
6	1:12.723		15:40:39.474
7	1:12.879	+0.156	15:41:52.353
8	1:13.833	+1.110	15:43:06.186
9	1:14.727	+2.004	15:44:20.913
10	1:13.173	+0.450	15:45:34.086
11	1:13.169	+0.446	15:46:47.255

Lap	Lap Tm	Diff	Time of Day
(2) MARCOS ALEXANDRE			
1	1:14.405	+0.745	15:34:31.595
2	1:14.263	+0.603	15:35:45.858
3	1:13.660		15:36:59.518
4	1:15.507	+1.847	15:38:15.025
5	1:14.940	+1.280	15:39:29.965
6	1:17.870	+4.210	15:40:47.835
7	1:17.023	+3.363	15:42:04.858
8	1:18.454	+4.794	15:43:23.312
9	1:19.230	+5.570	15:44:42.542
10	1:19.345	+5.685	15:46:01.887
11	1:22.338	+8.678	15:47:24.225

Lap	Lap Tm	Diff	Time of Day
(721) GUILHERME CORDEIRO			
1	1:16.885	+0.774	15:34:36.435
2	1:16.111		15:35:52.546
3	1:17.255	+1.144	15:37:09.801
4	1:17.154	+1.043	15:38:26.955
5	1:17.147	+1.036	15:39:44.102
6	1:18.895	+2.784	15:41:02.997
7	1:18.824	+2.713	15:42:21.821
8	1:19.930	+3.819	15:43:41.751
9	1:20.557	+4.446	15:45:02.308
10	1:22.877	+6.766	15:46:25.185
11	1:18.782	+2.671	15:47:43.967

Lap	Lap Tm	Diff	Time of Day
(69) ROMÁRIO ROSA			
1	1:18.161	+0.729	15:34:38.814
2	1:17.594	+0.162	15:35:56.408
3	1:17.989	+0.557	15:37:14.397
4	1:17.664	+0.232	15:38:32.061
5	1:18.611	+1.179	15:39:50.672
6	1:17.432		15:41:08.104
7	1:18.505	+1.073	15:42:26.609
8	1:17.682	+0.250	15:43:44.291
9	1:18.684	+1.252	15:45:02.975
10	1:18.990	+1.558	15:46:21.965
11	1:23.882	+6.450	15:47:45.847

Lap	Lap Tm	Diff	Time of Day
(511) GUILHERME FERREIRA			
1	1:19.938	+2.673	15:34:46.122
2	1:19.363	+2.098	15:36:05.485
3	1:17.916	+0.651	15:37:23.401
4	1:17.265		15:38:40.666
5	1:17.768	+0.503	15:39:58.434
6	1:18.888	+1.623	15:41:17.322
7	1:18.291	+1.026	15:42:35.613
8	1:18.589	+1.324	15:43:54.202
9	1:19.005	+1.740	15:45:13.207
10	1:19.525	+2.260	15:46:32.732
11	1:20.810	+3.545	15:47:53.542

Lap	Lap Tm	Diff	Time of Day
(299) BRYAN RHUAN			
1	1:18.153		15:34:47.059
2	1:18.827	+0.674	15:36:05.886
3	1:18.768	+0.615	15:37:24.654
4	1:19.329	+1.176	15:38:43.983
5	1:21.085	+2.932	15:40:05.068
6	1:21.354	+3.201	15:41:26.422
7	1:21.852	+3.699	15:42:48.274
8	1:22.962	+4.809	15:44:11.236
9	1:25.221	+7.068	15:45:36.457
10	1:23.020	+4.867	15:46:59.477

Lap	Lap Tm	Diff	Time of Day
(37) GUSTAVO AQUINO			
1	1:23.372	+4.815	15:34:51.919
2	1:18.867	+0.310	15:36:10.786
3	1:18.557		15:37:29.343
4	1:22.242	+3.685	15:38:51.585
5	1:22.281	+3.724	15:40:13.866
6	1:23.190	+4.633	15:41:37.056
7	1:22.983	+4.426	15:43:00.039
8	1:23.404	+4.847	15:44:23.443
9	1:21.666	+3.109	15:45:45.109
10	1:18.750	+0.193	15:47:03.859

Lap	Lap Tm	Diff	Time of Day
(811) JONAS NETO			
1	1:20.254		15:34:45.916
2	1:21.413	+1.159	15:36:07.329
3	1:21.385	+1.131	15:37:28.714
4	1:22.227	+1.973	15:38:50.941
5	1:22.616	+2.362	15:40:13.557
6	1:23.016	+2.762	15:41:36.573
7	1:23.384	+3.130	15:42:59.957
8	1:23.153	+2.899	15:44:23.110
9	1:21.711	+1.457	15:45:44.821
10	1:26.544	+6.290	15:47:11.365

Lap	Lap Tm	Diff	Time of Day
(107) VICTOR LUIS			
1	1:19.785		15:34:44.080
2	1:20.803	+1.018	15:36:04.883
3	1:22.080	+2.295	15:37:26.963
4	1:23.252	+3.467	15:38:50.215
5	1:27.259	+7.474	15:40:17.474
6	1:27.861	+8.076	15:41:45.335
7	1:30.798	+11.013	15:43:16.133
8	1:31.997	+12.212	15:44:48.130
9	1:26.469	+6.684	15:46:14.599
10	1:24.534	+4.749	15:47:39.133

Lap	Lap Tm	Diff	Time of Day
(254) ENZO CHUPEL			
1	1:23.830	+1.791	15:34:57.425
2	1:24.425	+2.386	15:36:21.850
3	1:22.039		15:37:43.889
4	1:24.449	+2.410	15:39:08.338

Lap	Lap Tm	Diff	Time of Day
5	1:25.599	+3.560	15:40:33.937
6	1:27.244	+5.205	15:42:01.181
7	1:27.809	+5.770	15:43:28.990
8	1:24.915	+2.876	15:44:53.905
9	1:25.743	+3.704	15:46:19.648
10	1:23.916	+1.877	15:47:43.564

Lap	Lap Tm	Diff	Time of Day
(299) BRUNO SANTOS			
1	1:25.558	+0.607	15:34:54.059
2	1:24.951		15:36:19.010
3	1:25.807	+0.856	15:37:44.817
4	1:25.590	+0.639	15:39:10.407
5	1:26.789	+1.838	15:40:37.196
6	1:25.614	+0.663	15:42:02.810
7	1:26.595	+1.644	15:43:29.405
8	1:25.118	+0.167	15:44:54.523
9	1:25.840	+0.889	15:46:20.363
10	1:25.893	+0.942	15:47:46.256

Lap	Lap Tm	Diff	Time of Day
(51) RICARDO BALENA			
1	1:28.867		15:35:03.505
2	1:30.046	+1.179	15:36:33.551
3	1:29.670	+0.803	15:38:03.221
4	1:38.046	+9.179	15:39:41.267
5	1:39.380	+10.513	15:41:20.647
6	1:33.175	+4.308	15:42:53.822
7	1:40.026	+11.159	15:44:33.848
8	1:35.468	+6.601	15:46:09.316
9	1:32.448	+3.581	15:47:41.764

Lap	Lap Tm	Diff	Time of Day
(41) FERNANDO			
1	1:31.124		15:35:07.552
2	1:32.912	+1.788	15:36:40.464
3	1:37.730	+6.606	15:38:18.194
4	1:36.245	+5.121	15:39:54.439
5	1:35.969	+4.845	15:41:30.408
6	1:36.029	+4.905	15:43:06.437
7	1:36.306	+5.182	15:44:42.743
8	1:36.111	+4.987	15:46:18.854
9	1:40.004	+8.880	15:47:58.858

Lap	Lap Tm	Diff	Time of Day
(185) RONY			
1	1:32.853		15:35:05.905
2	1:33.096	+0.243	15:36:39.001
3	1:36.920	+4.067	15:38:15.921
4	1:37.218	+4.365	15:39:53.139
5	1:36.463	+3.610	15:41:29.602
6	1:40.163	+7.310	15:43:09.765
7	1:41.000	+8.147	15:44:50.765
8	1:43.402	+10.549	15:46:34.167
9	1:35.652	+2.799	15:48:09.819

Lap	Lap Tm	Diff	Time of Day
(59) PAULO GEOVANI			
1	1:40.820		15:35:20.817
2	1:48.394	+7.574	15:37:09.211
3	1:52.428	+11.608	15:39:01.639
4	1:59.196	+18.376	15:41:00.835
5	1:58.564	+17.744	15:42:59.399
6	1:59.511	+18.691	15:44:58.910
7	2:00.455	+19.635	15:46:59.365

Lap	Lap Tm	Diff	Time of Day
(42) ELTON DINIZ			
1	1:20.148		15:34:42.897
2	1:20.580	+0.432	15:36:03.477
3	1:20.188	+0.040	15:37:23.665
4	1:21.847	+1.699	15:38:45.512

MX LEMAMT - 7a Etapa

Classificado por voltas

IMPORTADA 250

Sinop/MT 1,100 Km

Corrida

15/10/2023 14:00

Corrida iniciado em 15:32:14

Pos	No.	Nome	Classe	Voltas	Diff	Moto	Cidade	Patrocinador
1	816	GUILHERME MASCHIO	IMP MX 250	11		KAWASAKI	SINOP	ZANKCO RACING-IDEAL GRÁFICOS-MINERADORA SÃO MATHEUS
2	90	CLEITON BORGES	IMP MX 250	11	4.500	YAMAHA	SINOP	CASA DA SUSPENSÃO-RAUCH LOCAÇÕES-EXTENSA MÓVEIS
3	2	MARCOS ALEXANDRE	IMP MX 250	11	41.470	YAMAHA	SINOP	TEAM ZANKCO RACING-BOX1 MULTIMARCAS-IDEAL OFF ROAD
4	721	GUILHERME CORDEIRO	IMP MX 250	11	1:01.212	YAMAHA	SINOP	SRK REFORMADORA DE PNEUS-INNOVARE-MARCO MEYER ASS
5	69	ROMÁRIO ROSA	IMP MX 250	11	1:03.092	KAWASAKI	JUARA	AUTO ESCOLA TAPURAH
6	511	GUILHERME FERREIRA	IMP MX 260	11	1:10.787	KAWASAKI	BRASNORTE	
7	299	BRYAN RHUAN	IMP MX 250	10	1 Volta	YAMAHA	UNIÃO DO SUL	MIKAEL-OBEDAN USINGER-ABIMAEI MOTOS
8	37	GUSTAVO AQUINO	IMP MX 250	10	1 Volta	GASGAS	PEIXOTO DE AZEVEDO	TEAM ZANKCO RACING-MINERADORA SÃO MATHEUS-GOLD MI
9	811	JONAS NETO	IMP MX 250	10	1 Volta	KAWASAKI	SINOP	CASA DAS MOTOS
10	107	VICTOR LUIS	IMP MX 250	10	1 Volta	YAMAHA	SINOP	CLASSIC AUTO CENTER-STORARI ACABAMENTOS
11	254	ENZO CHUPEL	IMP MX 250	10	1 Volta	GASGAS	SINOP	
12	299	BRUNO SANTOS	IMP MX 250	10	1 Volta	KAWASAKI	DIAMANTINO	MULTICAR-TERRA AGRICOLA-HOTEL KAYABI
13	51	RICARDO BALENA	IMP MX 250	9	2 Voltas	YAMAHA	LUCAS DO RIO VERDE	KISPETO-CONCRESILOS-VIVEIRO SEMPRE VERDE-ÓTICA DESI
14	41	FERNANDO	IMP MX 250	9	2 Voltas	KAWASAKI	SINOP	
15	185	RONY	IMP MX 250	9	2 Voltas	HONDA	SINOP	

Não classificado (75% = 9 Voltas)

59	PAULO GEOVANI	IMP MX 250	7	4 Voltas	YAMAHA	SINOP	
42	ELTON DINIZ	IMP MX 250	4	7 Voltas	HONDA	ALTA FLORESTA	ZE EMPINA MOTOS

Margem da Vitoria

velocidade Media

Tempo Melhor volta

Melhor Veloc.

Melhor Volta por..

4.500

50,157

1:12.496

54,624

816 - GUILHERME MASCHIO

Cronometragem: MARCOS A. MANCINI - Diretor de Prova: JOCEMIR ZAMBONI

Orbits

MX LEMAMT - 7a Etapa

IMPORTADA 250

Sinop/MT 1,100 Km

Treino Cronometrado

15/10/2023 09:50

Qualificação iniciado em 10:12:45

Lap	Lap Tm	Diff	Time of Day
(90) CLEITON BORGES			
1	1:30.342	+13.797	10:16:51.968
2	1:28.303	+11.758	10:18:20.271
3	1:19.659	+3.114	10:19:39.930
4	1:18.003	+1.458	10:20:57.933
5	1:30.774	+14.229	10:22:28.707
6	1:17.042	+0.497	10:23:45.749
7	1:16.545		10:25:02.294

(2) MARCOS ALEXANDRE			
1	1:25.141	+8.369	10:14:33.600
2	1:23.307	+6.535	10:15:56.907
3	1:51.131	+34.359	10:17:48.038
4	2:00.488	+43.716	10:19:48.526
5	1:17.715	+0.943	10:21:06.241
6	1:16.772		10:22:23.013
7	2:06.393	+49.621	10:24:29.406

(816) GUILHERME MASCHIO			
1	1:28.165	+11.212	10:16:05.387
2	1:19.665	+2.712	10:17:25.052
3	1:18.728	+1.775	10:18:43.780
4	1:18.093	+1.140	10:20:01.873
5	1:18.375	+1.422	10:21:20.248
6	1:18.245	+1.292	10:22:38.493
7	1:16.953		10:23:55.446

(511) GUILHERME FERREIRA			
1	1:24.959	+3.832	10:16:10.067
2	1:21.127		10:17:31.194
3	1:22.272	+1.145	10:18:53.466
4	1:22.030	+0.903	10:20:15.496
5	1:23.002	+1.875	10:21:38.498
6	1:21.585	+0.458	10:23:00.083
7	1:21.560	+0.433	10:24:21.643

(721) GUILHERME CORDEIRO			
1	1:46.541	+25.001	10:15:46.521
2	1:21.540		10:17:08.061
3	1:23.185	+1.645	10:18:31.246
4	1:56.694	+35.154	10:20:27.940
5	1:34.138	+12.598	10:22:02.078
6	1:21.813	+0.273	10:23:23.891

(37) GUSTAVO AQUINO			
1	1:28.128	+6.300	10:15:50.798
2	1:23.919	+2.091	10:17:14.717
3	1:22.265	+0.437	10:18:36.982
4	1:21.828		10:19:58.810
5	1:24.997	+3.169	10:21:23.807
6	1:23.178	+1.350	10:22:46.985
7	1:44.516	+22.688	10:24:31.501

(299) BRYAN RHUAN			
1	1:27.842	+5.591	10:16:46.213
2	1:23.288	+1.037	10:18:09.501
3	2:04.905	+42.654	10:20:14.406
4	1:22.251		10:21:36.657
5	2:32.763	+1:10.512	10:24:09.420

(69) ROMÁRIO ROSA			
1	1:22.890		10:15:15.453
2	1:23.501	+0.611	10:16:38.954
3	1:25.976	+3.086	10:18:04.930

Lap	Lap Tm	Diff	Time of Day
(42) ELTON DINIZ			
1	1:27.927	+4.063	10:17:19.416
2	1:23.864		10:18:43.280
3	1:25.105	+1.241	10:20:08.385

(107) VICTOR LUIS			
1	1:30.922	+4.110	10:16:10.991
2	1:27.607	+0.795	10:17:38.598
3	1:26.812		10:19:05.410

(18) ELIANDRO PORFIRIO			
1	1:30.533	+3.374	10:16:16.972
2	1:27.159		10:17:44.131
3	1:28.291	+1.132	10:19:12.422
4	1:29.539	+2.380	10:20:41.961
5	1:29.932	+2.773	10:22:11.893

(299) BRUNO SANTOS			
1	1:44.609	+14.493	10:17:20.104
2	1:39.005	+8.889	10:18:59.109
3	1:33.081	+2.965	10:20:32.190
4	1:31.039	+0.923	10:22:03.229
5	1:30.116		10:23:33.345
6	1:34.105	+3.989	10:25:07.450

(254) ENZO CHUPEL			
1	1:53.197	+20.947	10:17:35.613
2	2:16.991	+44.741	10:19:52.604
3	3:18.586	+1:46.336	10:23:11.190
4	1:32.250		10:24:43.440

(51) RICARDO BALENA			
1	1:48.413	+9.834	10:16:20.189
2	1:38.579		10:17:58.768
3	1:40.825	+2.246	10:19:39.593
4	1:44.556	+5.977	10:21:24.149
5	1:44.327	+5.748	10:23:08.476
6	1:45.709	+7.130	10:24:54.185

(185) RONY			
1	1:54.024	+10.390	10:17:28.479
2	1:43.634		10:19:12.113
3	3:03.390	+1:19.756	10:22:15.503

(263) ELITO			
1	1:57.367	+11.329	10:18:14.122
2	1:46.038		10:20:00.160
3	3:29.181	+1:43.143	10:23:29.341

(41) FERNANDO			
1	2:30.276	+42.882	10:17:15.207
2	1:47.394		10:19:02.601
3	1:48.565	+1.171	10:20:51.166
4	2:10.898	+23.504	10:23:02.064

(59) PAULO GEOVANI			
1	1:55.589	+6.349	10:15:14.607
2	1:49.240		10:17:03.847
3	1:53.077	+3.837	10:18:56.924
4	2:04.721	+15.481	10:21:01.645
5	2:12.069	+22.829	10:23:13.714
6	2:10.321	+21.081	10:25:24.035

(51) MARCIO BRITO			
1	2:25.699	+20.043	10:17:43.024
2	2:06.650	+0.994	10:19:49.674

Cronometragem: MARCOS A. MANCINI - Diretor de Prova: JOCEMIR ZAMBONI

Orbits

MX LEMAMT - 7a Etapa

Classificado pela melhor volta

IMPORTADA 250

Sinop/MT 1,100 Km

Treino Cronometrado

15/10/2023 09:50

Qualificação iniciado em 10:12:45

Pos	No.	Nome	Classe	M. Tempo	Diff	Moto	Cidade	Patrocinador
1	90	CLEITON BORGES	IMP MX 250	1:16.545		YAMAHA	SINOP	CASA DA SUSPENSÃO-RAUCH LOCAÇÕES-EXTENSI
2	2	MARCOS ALEXANDRE	IMP MX 250	1:16.772	0.227	YAMAHA	SINOP	TEAM ZANKCO RACING-BOX 1 MULTIMARCAS-IDE
3	816	GUILHERME MASCHIO	IMP MX 250	1:16.953	0.408	KAWASAKI	SINOP	ZANKCO RACING-IDEAL GRÁFICOS-MINERADORA
4	511	GUILHERME FERREIRA	IMP MX 260	1:21.127	4.582	KAWASAKI	BRASNORTE	
5	721	GUILHERME CORDEIRO	IMP MX 250	1:21.540	4.995	YAMAHA	SINOP	SRK REFORMADORA DE PNEUS-INNOVARE-MARC
6	37	GUSTAVO AQUINO	IMP MX 250	1:21.828	5.283	GASGAS	PEIXOTO DE AZE	TEAM ZANKCO RACING-MINERADORA SÃO MATH
7	299	BRYAN RHUAN	IMP MX 250	1:22.251	5.706	YAMAHA	UNIÃO DO SUL	MIKAEL-OBEDAN USINGER-ABIMAEI MOTOS
8	69	ROMÁRIO ROSA	IMP MX 250	1:22.890	6.345	KAWASAKI	JUARA	AUTO ESCOLA TAPURAH
9	42	ELTON DINIZ	IMP MX 250	1:23.864	7.319	HONDA	ALTA FLORESTA	ZE EMPINA MOTOS
10	107	VICTOR LUIS	IMP MX 250	1:26.812	10.267	YAMAHA	SINOP	CLASSIC AUTO CENTER-STORARI ACABAMENTOS
11	18	ELIANDRO PORFIRIO	IMP MX 250	1:27.159	10.614	HONDA	SINOP	SS INSTALADORA CONSTRUÇÕES DE OBRAS ELÉ
12	299	BRUNO SANTOS	IMP MX 250	1:30.116	13.571	KAWASAKI	DIAMANTINO	MULTICAR-TERRA AGRICOLA-HOTEL KAYABI
13	254	ENZO CHUPEL	IMP MX 250	1:32.250	15.705	GASGAS	SINOP	
14	51	RICARDO BALENA	IMP MX 250	1:38.579	22.034	YAMAHA	LUCAS DO RIO VI	KISPETO-CONCRESILOS-VIVEIRO SEMPRE VERDI
15	185	RONY	IMP MX 250	1:43.634	27.089	HONDA	SINOP	
16	263	ELITO	IMP MX 250	1:46.038	29.493	HONDA	SINOP	
17	41	FERNANDO	IMP MX 250	1:47.394	30.849	KAWASAKI	SINOP	
18	59	PAULO GEOVANI	IMP MX 250	1:49.240	32.695	YAMAHA	SINOP	
19	51	MARCIO BRITO	IMP MX 250	2:05.656	49.111	HONDA	NOVA MUTUM	

MX LEMAMT - 7a Etapa

IMPORTADA INICIANTES

Sinop/MT 1,100 Km

Corrida

15/10/2023 12:30

Corrida iniciado em 14:30:53

Lap	Lap Tm	Diff	Time of Day
(511) GUILHERME FERREIRA			
1	1:24.702	+6.686	14:33:21.675
2	1:18.055	+0.039	14:34:39.730
3	1:18.986	+0.970	14:35:58.716
4	1:18.016		14:37:16.732
5	1:20.633	+2.617	14:38:37.365
6	1:20.259	+2.243	14:39:57.624
7	1:21.983	+3.967	14:41:19.607
8	1:20.236	+2.220	14:42:39.843
9	1:20.954	+2.938	14:44:00.797
10	1:22.100	+4.084	14:45:22.897
(15) MATEUS VIEIRA			
1	1:20.528	+1.901	14:33:25.898
2	1:20.859	+2.232	14:34:46.757
3	1:19.815	+1.188	14:36:06.572
4	1:18.627		14:37:25.199
5	1:20.953	+2.326	14:38:46.152
6	1:20.973	+2.346	14:40:07.125
7	1:23.064	+4.437	14:41:30.189
8	1:21.937	+3.310	14:42:52.126
9	1:21.126	+2.499	14:44:13.252
10	1:23.610	+4.983	14:45:36.862
(7) THIAGO MORI			
1	1:21.640	+0.694	14:33:25.149
2	1:20.946		14:34:46.095
3	1:21.963	+1.017	14:36:08.058
4	1:22.191	+1.245	14:37:30.249
5	1:22.670	+1.724	14:38:52.919
6	1:23.332	+2.386	14:40:16.251
7	1:25.188	+4.242	14:41:41.439
8	1:24.040	+3.094	14:43:05.479
9	1:24.232	+3.286	14:44:29.711
10	1:22.679	+1.733	14:45:52.390
(37) GUSTAVO AQUINO			
1	1:28.060	+8.433	14:33:47.076
2	1:20.255	+0.628	14:35:07.331
3	1:22.397	+2.770	14:36:29.728
4	1:21.406	+1.779	14:37:51.134
5	1:19.627		14:39:10.761
6	1:20.645	+1.018	14:40:31.406
7	1:20.584	+0.957	14:41:51.990
8	1:22.475	+2.848	14:43:14.465
9	1:21.063	+1.436	14:44:35.528
10	1:19.649	+0.022	14:45:55.177
(107) VICTOR LUIS			
1	1:25.431	+3.713	14:33:29.557
2	1:21.718		14:34:51.275
3	1:22.237	+0.519	14:36:13.512
4	1:24.749	+3.031	14:37:38.261
5	1:23.696	+1.978	14:39:01.957
6	1:23.176	+1.458	14:40:25.133
7	1:24.647	+2.929	14:41:49.780
8	1:24.791	+3.073	14:43:14.571
9	1:26.931	+5.213	14:44:41.502
10	1:25.266	+3.548	14:46:06.768
(18) ELIANDRO JÚNIOR			
1	1:24.319	+2.968	14:33:39.444
2	1:21.804	+0.453	14:35:01.248
3	1:22.061	+0.710	14:36:23.309
4	1:22.427	+1.076	14:37:45.736

Lap	Lap Tm	Diff	Time of Day
5	1:21.351		14:39:07.087
6	1:23.447	+2.096	14:40:30.534
7	1:30.121	+8.770	14:42:00.655
8	1:23.992	+2.641	14:43:24.647
9	1:23.703	+2.352	14:44:48.350
10	1:25.939	+4.588	14:46:14.289
(34) MATEUS GIORDANI			
1	1:25.347	+2.605	14:33:31.969
2	1:24.371	+1.629	14:34:56.340
3	1:22.782	+0.040	14:36:19.122
4	1:23.353	+0.611	14:37:42.475
5	1:22.742		14:39:05.217
6	1:25.758	+3.016	14:40:30.975
7	1:26.136	+3.394	14:41:57.111
8	1:27.324	+4.582	14:43:24.435
9	1:27.551	+4.809	14:44:51.986
10	1:29.080	+6.338	14:46:21.066
(31) ALISON BENJAMIM			
1	1:25.256	+1.392	14:33:32.960
2	1:24.996	+1.132	14:34:57.956
3	1:23.864		14:36:21.820
4	1:24.345	+0.481	14:37:46.165
5	1:24.680	+0.816	14:39:10.845
6	1:25.238	+1.374	14:40:36.083
7	1:26.602	+2.738	14:42:02.685
8	1:28.435	+4.571	14:43:31.120
9	1:27.665	+3.801	14:44:58.785
10	1:25.934	+2.070	14:46:24.719
(69) MARCO MEYER			
1	1:23.479	+1.520	14:33:36.986
2	1:38.334	+16.375	14:35:15.320
3	1:24.000	+2.041	14:36:39.320
4	1:22.798	+0.839	14:38:02.118
5	1:23.414	+1.455	14:39:25.532
6	1:23.445	+1.486	14:40:48.977
7	1:25.979	+4.020	14:42:14.956
8	1:21.959		14:43:36.915
9	1:24.463	+2.504	14:45:01.378
10	1:25.337	+3.378	14:46:26.715
(55) JOSÉ DUBIELLA			
1	1:24.135		14:33:34.478
2	1:24.204	+0.069	14:34:58.682
3	1:26.139	+2.004	14:36:24.821
4	1:25.327	+1.192	14:37:50.148
5	1:27.402	+3.267	14:39:17.550
6	1:26.444	+2.309	14:40:43.994
7	1:26.344	+2.209	14:42:10.338
8	1:27.641	+3.506	14:43:37.979
9	1:28.139	+4.004	14:45:06.118
10	1:32.137	+8.002	14:46:38.255
(41) ALISSON JUNG			
1	1:26.971	+3.097	14:33:41.221
2	1:24.111	+0.237	14:35:05.332
3	1:23.874		14:36:29.206
4	1:25.303	+1.429	14:37:54.509
5	1:27.399	+3.525	14:39:21.908
6	1:26.413	+2.539	14:40:48.321
7	1:27.683	+3.809	14:42:16.004
8	1:30.133	+6.259	14:43:46.137
9	1:28.921	+5.047	14:45:15.058
10	1:30.577	+6.703	14:46:45.635

Lap	Lap Tm	Diff	Time of Day
(299) BRUNO SANTOS			
1	1:30.542	+5.585	14:33:49.304
2	1:27.976	+3.019	14:35:17.280
3	1:27.006	+2.049	14:36:44.286
4	1:26.947	+1.990	14:38:11.233
5	1:24.957		14:39:36.190
6	1:26.481	+1.524	14:41:02.671
7	1:27.798	+2.841	14:42:30.469
8	1:29.097	+4.140	14:43:59.566
9	1:28.318	+3.361	14:45:27.884
(32) DIEGO THAILER			
1	1:29.809	+4.554	14:33:51.152
2	1:28.810	+3.555	14:35:19.962
3	1:26.346	+1.091	14:36:46.308
4	1:27.263	+2.008	14:38:13.571
5	1:25.959	+0.704	14:39:39.530
6	1:25.255		14:41:04.785
7	1:28.523	+3.268	14:42:33.308
8	1:31.915	+6.660	14:44:05.223
9	1:27.438	+2.183	14:45:32.661
(51) RICARDO BALENA			
1	1:29.807	+1.594	14:33:52.394
2	1:30.242	+2.029	14:35:22.636
3	1:28.213		14:36:50.849
4	1:28.237	+0.024	14:38:19.086
5	1:28.341	+0.128	14:39:47.427
6	1:31.298	+3.085	14:41:18.725
7	1:32.989	+4.776	14:42:51.714
8	1:29.843	+1.630	14:44:21.557
9	1:37.252	+9.039	14:45:58.809
(83) EDSO BORGHETTI			
1	1:30.641	+0.563	14:33:49.389
2	1:32.233	+2.155	14:35:21.622
3	1:30.739	+0.661	14:36:52.361
4	1:32.815	+2.737	14:38:25.176
5	1:31.643	+1.565	14:39:56.819
6	1:34.727	+4.649	14:41:31.546
7	1:31.092	+1.014	14:43:02.638
8	1:30.078		14:44:32.716
9	1:31.432	+1.354	14:46:04.148
(17) GILBERTO MEYER			
1	1:30.351	+1.430	14:33:50.174
2	1:34.284	+5.363	14:35:24.458
3	1:28.921		14:36:53.379
4	1:29.964	+1.043	14:38:23.343
5	1:31.676	+2.755	14:39:55.019
6	1:34.076	+5.155	14:41:29.095
7	1:32.079	+3.158	14:43:01.174
8	1:35.672	+6.751	14:44:36.846
9	1:34.309	+5.388	14:46:11.155
(5) JOCY DO CARMO			
1	1:32.802	+1.475	14:33:54.120
2	1:33.251	+1.924	14:35:27.371
3	1:31.327		14:36:58.698
4	1:31.473	+0.146	14:38:30.171
5	1:33.416	+2.089	14:40:03.587
6	1:34.310	+2.983	14:41:37.897
7	1:36.278	+4.951	14:43:14.175
8	1:34.532	+3.205	14:44:48.707
9	1:37.339	+6.012	14:46:26.046

MX LEMAMT - 7a Etapa

IMPORTADA INICIANTES

Sinop/MT 1,100 Km

Corrida

15/10/2023 12:30

Corrida iniciado em 14:30:53

Lap	Lap Tm	Diff	Time of Day
(28) AGNALDO GOUVEA			
1	1:32.721	+2.594	14:33:46.375
2	1:30.127		14:35:16.502
3	1:34.431	+4.304	14:36:50.933
4	1:36.240	+6.113	14:38:27.173
5	1:38.530	+8.403	14:40:05.703
6	1:39.378	+9.251	14:41:45.081
7	1:35.815	+5.688	14:43:20.896
8	1:41.985	+11.858	14:45:02.881
9	1:43.164	+13.037	14:46:46.045

Lap	Lap Tm	Diff	Time of Day
(77) GABRIEL CERVANTES			
1	1:34.883	+1.841	14:33:58.351
2	1:34.808	+1.766	14:35:33.159
3	1:33.483	+0.441	14:37:06.642
4	1:33.042		14:38:39.684
5	1:38.594	+5.552	14:40:18.278
6	1:35.083	+2.041	14:41:53.361
7	1:36.969	+3.927	14:43:30.330
8	1:41.062	+8.020	14:45:11.392
9	1:46.060	+13.018	14:46:57.452

Lap	Lap Tm	Diff	Time of Day
(177) FABIANO MILANI			
1	1:26.666	+2.182	14:33:36.619
2	1:24.484		14:35:01.103
3	1:26.440	+1.956	14:36:27.543
4	1:26.425	+1.941	14:37:53.968
5	1:26.886	+2.402	14:39:20.854
6	1:26.099	+1.615	14:40:46.953
7	1:28.412	+3.928	14:42:15.365
8	1:45.065	+20.581	14:44:00.430

Lap	Lap Tm	Diff	Time of Day
(7) HERNANDES GOMES			
1	1:30.913	+2.420	14:33:48.742
2	1:30.155	+1.662	14:35:18.897
3	1:30.056	+1.563	14:36:48.953
4	1:29.530	+1.037	14:38:18.483
5	1:28.493		14:39:46.976
6	1:29.090	+0.597	14:41:16.066
7	2:46.492	+1:17.999	14:44:02.558
8	1:33.184	+4.691	14:45:35.742

Lap	Lap Tm	Diff	Time of Day
(871) JOEL FILHO			
1	1:25.647	+2.162	14:33:30.376
2	1:23.485		14:34:53.861
3	1:41.527	+18.042	14:36:35.388
4	1:43.196	+19.711	14:38:18.584
5	1:51.026	+27.541	14:40:09.610
6	1:44.391	+20.906	14:41:54.001

Lap	Lap Tm	Diff	Time of Day
(177) LEANDRO SANTINI			
1	1:33.845		14:33:46.877
2	1:39.794	+5.949	14:35:26.671
3	1:39.596	+5.751	14:37:06.267
4	1:42.332	+8.487	14:38:48.599

Lap	Lap Tm	Diff	Time of Day
(116) CARLOS HENRIQUE			
1	1:30.450	+0.581	14:33:38.964
2	1:36.147	+6.278	14:35:15.111
3	1:29.869		14:36:44.980

MX LEMAMT - 7a Etapa

Classificado por voltas

IMPORTADA INICIANTES

Sinop/MT 1,100 Km

Corrida

15/10/2023 12:30

Corrida iniciado em 14:30:53

Pos	No.	Nome	Classe	Voltas	Diff	Moto	Cidade	Patrocinador
1	511	GUILHERME FERREIRA	IMP INIC	10		KAWASAKI	BRASNORTE	RT RAICING-PREF BRASNORTE-ESPORTE TURISMO BRASNORT
2	15	MATEUS VIEIRA	IMP INIC	10	13.965	SUZUKI	JUARA	VIA AUTO SERVIC-ESTÂNCIA M6
3	7	THIAGO MORI	IMP INIC	10	29.493	YAMAHA	NOVA MUTUM	PROSOJA-ARLINDO ARAÚJO-DK TABACARIA-ESPAÇO MOTO CE
4	37	GUSTAVO AQUINO	IMP INIC	10	32.280	GASGAS	PEIXOTO DE AZEVEDO	TEAM ZANKCO RACING-MINERADORA SÃO MATEUS-GOLD MI
5	107	VICTOR LUIS	IMP INIC	10	43.871	YAMAHA	SINOP	CLASSIC AUTO CENTER-STORARI ACABAMENTOS
6	18	ELIANDRO JÚNIOR	IMP INIC	10	51.392	HONDA	SINOP	SS INSTALADORA CONSTRUÇÕES DE OBRAS ELÉTRICAS
7	34	MATEUS GIORDANI	IMP INIC	10	58.169	YAMAHA	LUCAS DO RIO VERDI	VIVEIRO SEMPRE VERDE-AMERICA RACING
8	31	ALISON BENJAMIM	IMP INIC	10	1:01.822	YAMAHA	JUARA	TOTAL FRIO-KAE MOTOS
9	69	MARCO MEYER	IMP INIC	10	1:03.818	KTM	SINOP	CLASSIC AUTO CENTER-STORARI ACABAMENTOS
10	55	JOSÉ DUBIELLA	IMP INIC	10	1:15.358	YAMAHA	SINOP	JHD TERRAPLANAGEM-CRISTINA CALDERA-DUBIELLA RACING
11	41	ALISSON JUNG	IMP INIC	10	1:22.738	YAMAHA	JUARA	KAE MOTOS
12	299	BRUNO SANTOS	IMP INIC	9	1 Volta	KAWASAKI	DIAMANTINO	MULTICAR-TERRA AGRICOLA-HOTEL KAYABI
13	32	DIEGO THAILER	IMP INIC	9	1 Volta	SUZUKI	SINOP	G4 VEICULOS-ALCAR MECÂNICA-HORTALIÇAS FERNANDES
14	51	RICARDO BALENA	IMP INIC	9	1 Volta	YAMAHA	LUCAS DO RIO VERDI	KISPETO-ÓTICA DESIGNER-VIVEIRO SEMPRE VERDE-CONCRE
15	83	EDSO BORGHETI	IMP INIC	9	1 Volta	HONDA	SINOP	CASA DAS MOTOS-INVIASINOP IMOBILIÁRIA
16	17	GILBERTO MEYER	IMP INIC	9	1 Volta	KTM	SINOP	CONSTRUTORA INNOVARE-HOTEL CANCIONEIRO
17	5	JOCY DO CARMO	IMP INIC	9	1 Volta	YAMAHA	SINOP	3 STORE-SOLUÇÃO DAS MOTOS
18	28	AGNALDO GOUVEA	IMP INIC	9	1 Volta	HONDA	ALTA FLORESTA	CENTRAL ACESSÓRIOS
19	77	GABRIEL CERVANTES	IMP INIC	9	1 Volta	KTM	PEIXOTO DE AZEVEDO	BRABINHO OURO
20	177	FABIANO MILANI	IMP INIC	8	2 Voltas	YAMAHA	SORRISO	CHICÃO MX SCHOOL
21	7	HERNANDES GOMES	IMP INIC	8	2 Voltas	KAWASAKI	SINOP	DRA FÁTIMA COSTA-GAÚCHO MOTORS-QUALITEL TELECOMUN

Não classificado (75% = 8 Voltas)

871	JOEL FILHO	IMP INIC	6	4 Voltas	KAWASAKI	LUCAS DO RIO VERDI	AUTO BRICK VEICULOS-PRECISA SHOP
177	LEANDRO SANTINI	IMP INIC	4	6 Voltas	KAWASAKI	SINOP	TECH PRINT-COLÉGIO DOM +
116	CARLOS HENRIQUE	IMP INIC	3	7 Voltas	HONDA	APIACAS	
78	RIAN PIOVESAN	IMP INIC		10 Voltas	HONDA	JAPURANA	RESTAURANTE PIOVESAN-MARTINS SOLUÇÕES AMBIENTAIS
91	NIEDSON DA SILVA	IMP INIC		10 Voltas	KAWASAKI	DIAMANTINO	HIDRÁULICA LEAL-BARRACA SHOW

Margem da Vitoria

velocidade Media

Tempo Melhor volta

Melhor Veloc.

Melhor Volta por..

13.965

45,527

1:18.016

50,759

511 - GUILHERME FERREIRA

Cronometragem: MARCOS A. MANCINI - Diretor de Prova: JOCEMIR ZAMBONI

Orbits

MX LEMAMT - 7a Etapa

IMPORTADA INICIANTES

Sinop/MT 1,100 Km

Treino Cronometrado

15/10/2023 08:30

Qualificação iniciado em 9:38:44

Lap	Lap Tm	Diff	Time of Day
(511) GUILHERME FERREIRA			
1	1:40.514	+18.305	9:42:19.481
2	1:25.777	+3.568	9:43:45.258
3	1:34.743	+12.534	9:45:20.001
4	1:23.147	+0.938	9:46:43.148
5	1:22.209		9:48:05.357

Lap	Lap Tm	Diff	Time of Day
(37) GUSTAVO AQUINO			
1	1:24.479	+0.942	9:41:18.540
2	1:27.852	+4.315	9:42:46.392
3	1:28.347	+4.810	9:44:14.739
4	1:37.342	+13.805	9:45:52.081
5	1:29.151	+5.614	9:47:21.232
6	1:28.500	+4.963	9:48:49.732
7	1:23.537		9:50:13.269

Lap	Lap Tm	Diff	Time of Day
(107) VICTOR LUIS			
1	1:26.328		9:41:21.140
2	1:43.577	+17.249	9:43:04.717
3	1:29.459	+3.131	9:44:34.176
4	1:30.766	+4.438	9:46:04.942
5	1:53.454	+27.126	9:47:58.396

Lap	Lap Tm	Diff	Time of Day
(69) MARCO MEYER			
1	1:39.540	+12.070	9:41:43.639
2	1:28.677	+1.207	9:43:12.316
3	1:27.470		9:44:39.786
4	1:34.756	+7.286	9:46:14.542
5	1:38.214	+10.744	9:47:52.756

Lap	Lap Tm	Diff	Time of Day
(15) MATEUS VIEIRA			
1	1:42.036	+13.719	9:42:29.417
2	1:44.270	+15.953	9:44:13.687
3	1:35.073	+6.756	9:45:48.760
4	1:33.698	+5.381	9:47:22.458
5	1:28.317		9:48:50.775

Lap	Lap Tm	Diff	Time of Day
(18) ELIANDRO JÚNIOR			
1	1:37.844	+8.020	9:42:09.295
2	1:36.573	+6.749	9:43:45.868
3	1:34.519	+4.695	9:45:20.387
4	1:29.824		9:46:50.211
5	1:33.098	+3.274	9:48:23.309

Lap	Lap Tm	Diff	Time of Day
(7) THIAGO MORI			
1	1:51.830	+21.299	9:42:27.984
2	1:34.587	+4.056	9:44:02.571
3	1:35.000	+4.469	9:45:37.571
4	1:30.531		9:47:08.102
5	1:30.815	+0.284	9:48:38.917

Lap	Lap Tm	Diff	Time of Day
(299) BRUNO SANTOS			
1	1:47.588	+15.183	9:42:17.818
2	1:34.738	+2.333	9:43:52.556
3	1:41.033	+8.628	9:45:33.589
4	1:32.405		9:47:05.994
5	1:38.421	+6.016	9:48:44.415
6	2:00.151	+27.746	9:50:44.566

Lap	Lap Tm	Diff	Time of Day
(34) MATEUS GIORDANI			
1	1:55.775	+23.320	9:42:05.977
2	1:37.546	+5.091	9:43:43.523
3	1:41.437	+8.982	9:45:24.960
4	1:32.455		9:46:57.415
5	1:52.870	+20.415	9:48:50.285

Lap	Lap Tm	Diff	Time of Day
(177) FABIANO MILANI			
1	1:50.499	+17.932	9:42:59.216
2	1:32.567		9:44:31.783
3	1:38.266	+5.699	9:46:10.049
4	1:41.347	+8.780	9:47:51.396

Lap	Lap Tm	Diff	Time of Day
(31) ALISON BENJAMIM			
1	1:40.416	+7.682	9:42:21.276
2	1:32.734		9:43:54.010
3	4:39.138	+3:06.404	9:48:33.148
4	1:46.054	+13.320	9:50:19.202

Lap	Lap Tm	Diff	Time of Day
(871) JOEL FILHO			
1	1:44.901	+9.831	9:41:56.521
2	2:27.473	+52.403	9:44:23.994
3	1:35.070		9:45:59.064
4	1:57.380	+22.310	9:47:56.444
5	3:34.271	+1:59.201	9:51:30.715

Lap	Lap Tm	Diff	Time of Day
(116) CARLOS HENRIQUE			
1	1:44.010	+7.944	9:42:51.003
2	2:45.565	+1:09.499	9:45:36.568
3	1:40.487	+4.421	9:47:17.055
4	1:36.066		9:48:53.121

Lap	Lap Tm	Diff	Time of Day
(41) ALISSON JUNG			
1	1:41.041	+4.178	9:41:48.565
2	1:40.605	+3.742	9:43:29.170
3	1:37.575	+0.712	9:45:06.745
4	1:36.863		9:46:43.608
5	1:39.023	+2.160	9:48:22.631

Lap	Lap Tm	Diff	Time of Day
(17) GILBERTO MEYER			
1	1:42.990	+4.257	9:42:11.928
2	1:38.733		9:43:50.661
3	2:08.071	+29.338	9:45:58.732
4	1:54.396	+15.663	9:47:53.128

Lap	Lap Tm	Diff	Time of Day
(78) RIAN PIOVESAN			
1	1:43.983	+2.140	9:42:44.049
2	1:41.843		9:44:25.892
3	1:58.706	+16.863	9:46:24.598
4	1:53.083	+11.240	9:48:17.681

Lap	Lap Tm	Diff	Time of Day
(7) HERNANDES GOMES			
1	1:55.965	+13.772	9:43:24.088
2	1:47.825	+5.632	9:45:11.913
3	1:43.122	+0.929	9:46:55.035
4	1:42.193		9:48:37.228
5	1:49.248	+7.055	9:50:26.476

Lap	Lap Tm	Diff	Time of Day
(20) LUIZ MIGUEL			
1	1:42.359	+0.106	9:42:15.727
2	1:42.253		9:43:57.980
3	1:46.209	+3.956	9:45:44.189
4	1:44.947	+2.694	9:47:29.136
5	1:52.160	+9.907	9:49:21.296
6	1:50.322	+8.069	9:51:11.618

Lap	Lap Tm	Diff	Time of Day
(5) JOCY DO CARMO			
1	1:42.983		9:42:04.845
2	1:45.661	+2.678	9:43:50.506
3	1:48.237	+5.254	9:45:38.743
4	1:45.534	+2.551	9:47:24.277
5	1:55.959	+12.976	9:49:20.236

Lap	Lap Tm	Diff	Time of Day
(32) DIEGO THAILER			
1	1:50.700	+7.564	9:42:40.300
2	1:43.136		9:44:23.436
3	1:48.456	+5.320	9:46:11.892
4	2:14.990	+3:18.54	9:48:26.882

Lap	Lap Tm	Diff	Time of Day
(91) NIEDSON DA SILVA			
1	1:45.049	+1.471	9:42:08.163
2	1:44.431	+0.853	9:43:52.594
3	1:46.206	+2.628	9:45:38.800
4	1:43.578		9:47:22.378

Lap	Lap Tm	Diff	Time of Day
(77) GABRIEL CERVANTES			
1	1:50.466	+6.267	9:42:25.130
2	1:44.199		9:44:09.329
3	2:00.025	+15.826	9:46:09.354
4	2:01.344	+17.145	9:48:10.698

Lap	Lap Tm	Diff	Time of Day
(177) LEANDRO SANTINI			
1	1:57.440	+11.746	9:42:23.272
2	1:45.694		9:44:08.966
3	1:51.192	+5.498	9:46:00.158
4	1:54.235	+8.541	9:47:54.393
5	1:50.824	+5.130	9:49:45.217

Lap	Lap Tm	Diff	Time of Day
(83) EDSO BORGHETTI			
1	2:09.194	+22.096	9:43:11.173
2	1:47.098		9:44:58.271
3	1:51.318	+4.220	9:46:49.589
4	1:52.774	+5.676	9:48:42.363
5	1:49.637	+2.539	9:50:32.000

Lap	Lap Tm	Diff	Time of Day
(55) JOSÉ DUBIELLA			
1	1:56.014	+7.804	9:42:00.860
2	1:48.210		9:43:49.070
3	1:52.380	+4.170	9:45:41.450
4	2:01.102	+12.892	9:47:42.552
5	1:53.765	+5.555	9:49:36.317

Lap	Lap Tm	Diff	Time of Day
(51) RICARDO BALENA			
1	1:49.801	+1.473	9:42:26.259
2	1:48.328		9:44:14.587
3	1:52.803	+4.475	9:46:07.390
4	1:49.566	+1.238	9:47:56.956
5	1:49.277	+0.949	9:49:46.233

Lap	Lap Tm	Diff	Time of Day
(28) AGNALDO GOUVEA			
1	1:53.006	+2.684	9:42:39.100
2	1:51.568	+1.246	9:44:30.668
3	1:50.322		9:46:20.990
4	1:51.162	+0.840	9:48:12.152

Lap	Lap Tm	Diff	Time of Day
(38) LUCAS CARVALHO			
1	2:00.848	+5.137	9:42:44.446
2	2:01.350	+5.639	9:44:45.796
3	1:55.711		9:46:41.507
4	1:59.713	+4.002	9:48:41.220
5	2:00.530	+4.819	9:50:41.750

MX LEMAMT - 7a Etapa

Classificado pela melhor volta

IMPORTADA INICIANTES

Sinop/MT 1,100 Km

Treino Cronometrado

15/10/2023 08:30

Qualificação iniciado em 9:38:44

Pos	No.	Nome	Classe	M. Tempo	Diff	Moto	Cidade	Patrocinador
1	511	GUILHERME FERREIRA	IMP INE	1:22.209		KAWASAKI	BRASNORTE	RT RACING-PREF BRASNORTE-ESPORTE TURISM
2	37	GUSTAVO AQUINO	IMP INE	1:23.537	1.328	GASGAS	PEIXOTO DE AZE	TEAM ZANKCO RACING-MINERADORA SÃO MATH
3	107	VICTOR LUIS	IMP INE	1:26.328	4.119	YAMAHA	SINOP	CLASSIC AUTO CENTER-STORARI ACABAMENTOS
4	69	MARCO MEYER	IMP INE	1:27.470	5.261	KTM	SINOP	CLASSIC AUTO CENTER-STORARI ACABAMENTOS
5	15	MATEUS VIEIRA	IMP INE	1:28.317	6.108	SUZUKI	JUARA	VIA AUTO SERVIC-ESTÂNCIA M6
6	18	ELIANDRO JÚNIOR	IMP INE	1:29.824	7.615	HONDA	SINOP	SS INSTALADORA CONSTRUÇÕES DE OBRAS ELÉ
7	7	THIAGO MORI	IMP INE	1:30.531	8.322	YAMAHA	NOVA MUTUM	PROSOJA-ARLINDO ARAÚJO-DK TABACARIA-ESPA
8	299	BRUNO SANTOS	IMP INE	1:32.405	10.196	KAWASAKI	DIAMANTINO	MULTICAR-TERRA AGRICOLA-HOTEL KAYABI
9	34	MATEUS GIORDANI	IMP INE	1:32.455	10.246	YAMAHA	LUCAS DO RIO VI	VIVEIRO SEMPRE VERDE-AMERICA RACING
10	177	FABIANO MILANI	IMP INE	1:32.567	10.358	YAMAHA	SORRISO	CHICÃO MX SCHOOL
11	31	ALISON BENJAMIM	IMP INE	1:32.734	10.525	YAMAHA	JUARA	TOTAL FRIO-KAE MOTOS
12	871	JOEL FILHO	IMP INE	1:35.070	12.861	KAWASAKI	LUCAS DO RIO VI	AUTO BRICK VEICULOS-PRECISA SHOP
13	116	CARLOS HENRIQUE	IMP INE	1:36.066	13.857	HONDA	APIACAS	
14	41	ALISSON JUNG	IMP INE	1:36.863	14.654	YAMAHA	JUARA	KAE MOTOS
15	17	GILBERTO MEYER	IMP INE	1:38.733	16.524	KTM	SINOP	CONSTRUTORA INNOVARE-HOTEL CANCIONEIRC
16	78	RIAN PIOVESAN	IMP INE	1:41.843	19.634	HONDA	JAPURANA	RESTAURANTE PIOVESAN-MARTINS SOLUÇÕES A
17	7	HERNANDES GOMES	IMP INE	1:42.193	19.984	KAWASAKI	SINOP	D RA FÁTIMA COSTA-GAÚCHO MOTORS-QUALITE
18	20	LUIZ MIGUEL	IMP INE	1:42.253	20.044	HONDA	NOVO PROGRESS	POSTO PARAZÃO-POSTO NP CENTER-FAZENDA S
19	5	JOCY DO CARMO	IMP INE	1:42.983	20.774	YAMAHA	SINOP	3 STORE-SOLUÇÃO DAS MOTOS
20	32	DIEGO THAILER	IMP INE	1:43.136	20.927	SUZUKI	SINOP	G4 VEICULOS-ALCAR MECÂNICA-HORTALIÇAS FE
21	91	NIEDSON DA SILVA	IMP INE	1:43.578	21.369	KAWASAKI	DIAMANTINO	HIDRÁULICA LEAL-BARRACA SHOW
22	77	GABRIEL CERVANTES	IMP INE	1:44.199	21.990	KTM	PEIXOTO DE AZE	BRABINHO OURO
23	177	LEANDRO SANTINI	IMP INE	1:45.694	23.485	KAWASAKI	SINOP	TECH PRINT-COLÉGIO DOM +
24	83	EDSO BORGHETI	IMP INE	1:47.098	24.889	HONDA	SINOP	CASA DAS MOTOS-INVISTASINOP IMOBILIÁRIA
25	55	JOSÉ DUBIELLA	IMP INE	1:48.210	26.001	YAMAHA	SINOP	JHD TERRAPLANAGEM-CRISTINA CALDERA-DUBI
26	51	RICARDO BALENA	IMP INE	1:48.328	26.119	YAMAHA	LUCAS DO RIO VI	KISPETO-ÓTICA DESIGNER-VIVEIRO SEMPRE VEI
27	28	AGNALDO GOUVEA	IMP INE	1:50.322	28.113	HONDA	ALTA FLORESTA	CENTRAL ACESSÓRIOS
28	38	LUCAS CARVALHO	IMP INE	1:55.711	33.502	KAWASAKI	SINOP	IMPÉRIO VEICULOS

MX LEMAMT - 7a Etapa

IMPORTADA INTERMASTER

Sinop/MT 1,100 Km

Corrida

15/10/2023 15:30

Corrida iniciado em 17:02:20

Lap	Lap Tm	Diff	Time of Day
(981) ANDERSON CHUPEL			
1	1:17.711	+0.004	17:04:43.374
2	1:17.707		17:06:01.081
3	1:19.237	+1.530	17:07:20.318
4	1:19.915	+2.208	17:08:40.233
5	1:20.027	+2.320	17:10:00.260
6	1:20.696	+2.989	17:11:20.956
7	1:19.879	+2.172	17:12:40.835
8	1:21.036	+3.329	17:14:01.871
9	1:21.819	+4.112	17:15:23.690
10	1:25.787	+8.080	17:16:49.477
(354) RAFAEL KLUGE			
1	1:17.850		17:04:41.986
2	1:20.159	+2.309	17:06:02.145
3	1:20.427	+2.577	17:07:22.572
4	1:20.254	+2.404	17:08:42.826
5	1:20.610	+2.760	17:10:03.436
6	1:21.359	+3.509	17:11:24.795
7	1:20.248	+2.398	17:12:45.043
8	1:21.248	+3.398	17:14:06.291
9	1:22.749	+4.899	17:15:29.040
10	1:25.615	+7.765	17:16:54.655
(15) MATEUS VIEIRA			
1	1:21.536	+1.179	17:04:57.111
2	1:20.653	+0.296	17:06:17.764
3	1:20.529	+0.172	17:07:38.293
4	1:21.830	+1.473	17:09:00.123
5	1:21.118	+0.761	17:10:21.241
6	1:21.084	+0.727	17:11:42.325
7	1:20.357		17:13:02.682
8	1:20.762	+0.405	17:14:23.444
9	1:22.025	+1.668	17:15:45.469
10	1:21.506	+1.149	17:17:06.975
(37) GUSTAVO AQUINO			
1	1:24.773	+6.265	17:05:03.983
2	1:22.747	+4.239	17:06:26.730
3	1:20.039	+1.531	17:07:46.769
4	1:21.756	+3.248	17:09:08.525
5	1:22.267	+3.759	17:10:30.792
6	1:20.592	+2.084	17:11:51.384
7	1:19.941	+1.433	17:13:11.325
8	1:20.114	+1.606	17:14:31.439
9	1:18.508		17:15:49.947
10	1:20.161	+1.653	17:17:10.108
(42) ELTON DINIZ			
1	1:22.358	+1.474	17:04:55.168
2	1:21.640	+0.756	17:06:16.808
3	1:21.417	+0.533	17:07:38.225
4	1:20.884		17:08:59.109
5	1:22.059	+1.175	17:10:21.168
6	1:24.086	+3.202	17:11:45.254
7	1:22.660	+1.776	17:13:07.914
8	1:21.908	+1.024	17:14:29.822
9	1:22.712	+1.828	17:15:52.534
10	1:26.733	+5.849	17:17:19.267
(5) ELIZEU FERREIRA			
1	1:22.804	+1.733	17:04:56.039
2	1:23.163	+2.092	17:06:19.202
3	1:23.238	+2.167	17:07:42.440
4	1:23.369	+2.298	17:09:05.809

Lap	Lap Tm	Diff	Time of Day
5	1:21.903	+0.832	17:10:27.712
6	1:23.757	+2.686	17:11:51.469
7	1:23.889	+2.818	17:13:15.358
8	1:21.071		17:14:36.429
9	1:23.544	+2.473	17:15:59.973
10	1:30.040	+8.969	17:17:30.013
(984) ALEX FASBINDER			
1	1:22.605		17:04:54.300
2	1:23.430	+0.825	17:06:17.730
3	1:23.765	+1.160	17:07:41.495
4	1:26.571	+3.966	17:09:08.066
5	1:23.897	+1.292	17:10:31.963
6	1:24.344	+1.739	17:11:56.307
7	1:24.548	+1.943	17:13:20.855
8	1:25.635	+3.030	17:14:46.490
9	1:25.999	+3.394	17:16:12.489
10	1:25.976	+3.371	17:17:38.465
(21) JEAN BACH			
1	1:24.348	+1.083	17:05:03.199
2	1:25.760	+2.495	17:06:28.959
3	1:23.265		17:07:52.224
4	1:25.330	+2.065	17:09:17.554
5	1:31.236	+7.971	17:10:48.790
6	1:25.093	+1.828	17:12:13.883
7	1:24.920	+1.655	17:13:38.803
8	1:26.081	+2.816	17:15:04.884
9	1:24.555	+1.290	17:16:29.439
10	1:24.099	+0.834	17:17:53.538
(7) THIAGO MORI			
1	1:27.619	+2.904	17:05:06.875
2	1:25.076	+0.361	17:06:31.951
3	1:26.050	+1.335	17:07:58.001
4	1:25.726	+1.011	17:09:23.727
5	1:25.583	+0.868	17:10:49.310
6	1:25.550	+0.835	17:12:14.860
7	1:25.188	+0.473	17:13:40.048
8	1:25.481	+0.766	17:15:05.529
9	1:25.093	+0.378	17:16:30.622
10	1:24.715		17:17:55.337
(85) JAY ALDEANY			
1	1:26.939	+2.082	17:05:07.845
2	1:25.787	+0.930	17:06:33.632
3	1:25.362	+0.505	17:07:58.994
4	1:26.450	+1.593	17:09:25.444
5	1:26.373	+1.516	17:10:51.817
6	1:26.982	+2.125	17:12:18.799
7	1:26.398	+1.541	17:13:45.197
8	1:25.661	+0.804	17:15:10.858
9	1:24.857		17:16:35.715
10	1:26.109	+1.252	17:18:01.824
(69) MARCO ANTONIO			
1	1:25.212	+1.356	17:04:59.729
2	1:23.856		17:06:23.585
3	1:25.033	+1.177	17:07:48.618
4	1:35.734	+11.878	17:09:24.352
5	1:26.493	+2.637	17:10:50.845
6	1:26.747	+2.891	17:12:17.592
7	1:26.336	+2.480	17:13:43.928
8	1:30.471	+6.615	17:15:14.399
9	1:25.976	+2.120	17:16:40.375
10	1:26.278	+2.422	17:18:06.653

Lap	Lap Tm	Diff	Time of Day
(107) VICTOR LUIS			
1	1:26.291	+2.473	17:05:02.835
2	1:27.059	+3.241	17:06:29.894
3	1:25.863	+2.045	17:07:55.757
4	1:23.818		17:09:19.575
5	1:26.117	+2.299	17:10:45.692
6	1:24.755	+0.937	17:12:10.447
7	1:25.006	+1.188	17:13:35.453
8	1:37.177	+13.359	17:15:12.630
9	1:30.965	+7.147	17:16:43.595
10	1:26.306	+2.488	17:18:09.901
(70) THIAGO DELARICA			
1	1:25.440	+1.189	17:05:05.371
2	1:24.251		17:06:29.622
3	1:24.486	+0.235	17:07:54.108
4	1:27.462	+3.211	17:09:21.570
5	1:28.956	+4.705	17:10:50.526
6	1:27.633	+3.382	17:12:18.159
7	1:30.308	+6.057	17:13:48.467
8	1:28.667	+4.416	17:15:17.134
9	1:28.424	+4.173	17:16:45.558
10	1:40.431	+16.180	17:18:25.989
(34) MATEUS GIORDANI			
1	1:27.883	+1.470	17:05:10.170
2	1:27.004	+0.591	17:06:37.174
3	1:27.556	+1.143	17:08:04.730
4	1:27.123	+0.710	17:09:31.853
5	1:26.790	+0.377	17:10:58.643
6	1:26.413		17:12:25.056
7	1:27.999	+1.586	17:13:53.055
8	1:38.430	+12.017	17:15:31.485
9	1:28.251	+1.838	17:16:59.736
(41) ALISSON JUNG			
1	1:30.036	+3.377	17:05:11.208
2	1:28.659	+2.000	17:06:39.867
3	1:26.941	+0.282	17:08:06.808
4	1:26.659		17:09:33.467
5	1:27.677	+1.018	17:11:01.144
6	1:28.236	+1.577	17:12:29.380
7	1:29.303	+2.644	17:13:58.683
8	1:33.741	+7.082	17:15:32.424
9	1:28.556	+1.897	17:17:00.980
(32) DIOGO			
1	1:31.781	+4.505	17:05:09.734
2	1:32.189	+4.913	17:06:41.923
3	1:27.276		17:08:09.199
4	1:29.747	+2.471	17:09:38.946
5	1:27.689	+0.413	17:11:06.635
6	1:29.938	+2.662	17:12:36.573
7	1:35.434	+8.158	17:14:12.007
8	1:27.884	+0.608	17:15:39.891
9	1:29.043	+1.767	17:17:08.934
(17) GILBERTO MEYER			
1	1:31.402	+1.459	17:05:17.356
2	1:29.943		17:06:47.299
3	1:30.557	+0.614	17:08:17.856
4	1:45.860	+15.917	17:10:03.716
5	1:22.871	-7.072	17:11:26.587
6	1:35.656	+5.713	17:13:02.243
7	1:42.579	+12.636	17:14:44.822

MX LEMAMT - 7a Etapa


IMPORTADA INTERMASTER

Sinop/MT 1,100 Km

Corrida

15/10/2023 15:30

Corrida iniciado em 17:02:20



Lap	Lap Tm	Diff	Time of Day
8	1:40.516	+10.573	17:16:25.338
9	1:35.468	+5.525	17:18:00.806

(721) MATHEUS CORDEIRO

Lap	Lap Tm	Diff	Time of Day
1	1:23.841	+2.633	17:04:52.701
2	1:21.248	+0.040	17:06:13.949
3	1:21.208		17:07:35.157
4	1:22.405	+1.197	17:08:57.562
5	1:22.602	+1.394	17:10:20.164
6	1:23.969	+2.761	17:11:44.133
7	1:42.242	+21.034	17:13:26.375

(81) VANDERLEI MENDES

Lap	Lap Tm	Diff	Time of Day
1	1:21.915		17:04:49.860
2	1:22.688	+0.773	17:06:12.548
3	1:23.084	+1.169	17:07:35.632
4	1:27.966	+6.051	17:09:03.598
5	1:31.400	+9.485	17:10:34.998
6	1:24.357	+2.442	17:11:59.355
7	1:53.064	+31.149	17:13:52.419

(9) MARCOS HENRIQUE

Lap	Lap Tm	Diff	Time of Day
1	1:26.128		17:05:01.943
2	1:42.046	+15.918	17:06:43.989
3	1:28.288	+2.160	17:08:12.277

(7) HERNANDES JUNIOR

Lap	Lap Tm	Diff	Time of Day
1	1:30.230	+0.496	17:05:14.969
2	1:30.717	+0.983	17:06:45.686
3	1:29.734		17:08:15.420

(871) JOEL FILHO

Lap	Lap Tm	Diff	Time of Day
1	1:29.871		17:05:13.017
2	1:41.122	+11.251	17:06:54.139

(91) NIEDSON DA SILVA

Lap	Lap Tm	Diff	Time of Day
1	1:34.516		17:05:22.069

Lap	Lap Tm	Diff	Time of Day
-----	--------	------	-------------

Lap	Lap Tm	Diff	Time of Day
-----	--------	------	-------------

MX LEMAMT - 7a Etapa

Classificado por voltas

IMPORTADA INTERMASTER

Sinop/MT 1,100 Km

Corrida

15/10/2023 15:30

Corrida iniciado em 17:02:20

Pos	No.	Nome	Classe	Voltas	Diff	Moto	Cidade	Patrocinador
1	981	ANDERSON CHUPEL	IMP INTER	10		GASGAS	SINOP	MX AGRONEGÓCIOS-IDEAL GRAFICOS-AUTO SOCORRO SANTO
2	354	RAFAEL KLUGE	IMP INTER	10	5.178	YAMAHA	LUCAS DO RIO VERDI	AMERICA RACING-PRECISA SHOP-AMAZON TEMPER
3	15	MATEUS VIEIRA	IMP INTER	10	17.498	SUZUKI	JUARA	VIA AUTO SERVIC-ESTÂNCIA M6
4	37	GUSTAVO AQUINO	IMP INTER	10	20.631	GASGAS	PEIXOTO DE AZEVEDO	TEAM ZANKCO RACING-MINERADORA SÃO MATHEUS-GOLD MI
5	42	ELTON DINIZ	IMP INTER	10	29.790	HONDA	ALTA FLORESTA	ZE EMPINA MOTOS
6	5	ELIZEU FERREIRA	IMP INTER	10	40.536	KAWASAKI	RIO VERDE/MS	MOTO HOUSE
7	984	ALEX FASBINDER	IMP INTER	10	48.988	YAMAHA	SINOP	AGROBOI
8	21	JEAN BACH	IMP INTER	10	1:04.061	KAWASAKI	CAMPO NOVO DO PAI	REAL AUTO POSTO-LUBRIPORTO LUBRIFICANTES-KRAMPE AGI
9	7	THIAGO MORI	IMP INTER	10	1:05.860	YAMAHA	NOVA MUTUM	PROSOJA-ARLINDO ARAÚJO-DK TABACARIA-ESPAÇO MOTO CE
10	85	JAY ALDEANY	IMP INTER	10	1:12.347	KAWASAKI	NOVA UBIRATÃ	CASA DE CARNE BOI GORDO-JD MOTOS-RB RESTAURANTE
11	69	MARCO ANTONIO	IMP INTER	10	1:17.176	KTM	SINOP	
12	107	VICTOR LUIS	IMP INTER	10	1:20.424	YAMAHA	SINOP	CLASSIC AUTO CENTER-STORARI ACABAMENTOS
13	70	THIAGO DELARICA	IMP INTER	10	1:36.512	YAMAHA	JUARA	PORTO DE AREIA DELARICA
14	34	MATEUS GIORDANI	IMP INTER	9	1 Volta	YAMAHA	LUCAS DO RIO VERDI	VIVEIRO SEMPRE VERDE-AMERICA RACING
15	41	ALISSON JUNG	IMP INTER	9	1 Volta	YAMAHA	JUARA	KAE MOTOS
16	32	DIOGO	IMP INTER	9	1 Volta		SINOP	
17	17	GILBERTO MEYER	IMP INTER	9	1 Volta	KTM	SINOP	TRANSPORTADORA INNOVARE-HOTEL CANCIONEIRO

Não classificado (75% = 8 Voltas)

721	MATHEUS CORDEIRO	IMP INTER	7	3 Voltas	KAWASAKI	SINOP	SRK REFORMADORA-GRAN 12
81	VANDERLEI MENDES	IMP INTER	7	3 Voltas	HONDA	COLÍDER	MECÂNICA MENDES-PREF MUNICIPAL DE COLÍDER-MINAS TUR
9	MARCOS HENRIQUE	IMP INTER	3	7 Voltas	GASGAS	SORRISO	TMX-MASTER FILMS
7	HERNANDES JUNIOR	IMP INTER	3	7 Voltas	KAWASAKI	SINOP	
871	JOEL FILHO	IMP INTER	2	8 Voltas	KAWASAKI	LUCAS DO RIO VERDI	AUTO BRICK VEICULOS-PRECISA SHOP
91	NIEDSON DA SILVA	IMP INTER	1	9 Voltas	KAWASAKI	DIAMANTINO	HIDRÁULICA LEAL-BARRACA SHOW

Margem da Vitoria

velocidade Media

Tempo Melhor volta

Melhor Veloc.

Melhor Volta por..

5.178

45,589

1:17.707

50,961

981 - ANDERSON CHUPEL

Cronometragem: MARCOS A. MANCINI - Diretor de Prova: JOCEMIR ZAMBONI

Orbits

MX LEMAMT - 7a Etapa

IMPORTADA INTERMASTER

Sinop/MT 1,100 Km

Treino Cronometrado

15/10/2023 11:00

Qualificação iniciado em 11:06:30

Lap	Lap Tm	Diff	Time of Day
(981) ANDERSON CHUPEL			
1	1:22.943	+3.652	11:09:01.599
2	1:21.116	+1.825	11:10:22.715
3	2:53.767	+1:34.476	11:13:16.482
4	1:19.291		11:14:35.773
5	2:00.151	+40.860	11:16:35.924
(37) GUSTAVO AQUINO			
1	1:26.856	+6.742	11:10:03.451
2	1:29.253	+9.139	11:11:32.704
3	1:24.797	+4.683	11:12:57.501
4	1:23.040	+2.926	11:14:20.541
5	1:21.628	+1.514	11:15:42.169
6	1:20.114		11:17:02.283
(42) ELTON DINIZ			
1	1:27.264	+6.152	11:10:20.137
2	1:21.112		11:11:41.249
3	1:22.301	+1.189	11:13:03.550
4	1:23.734	+2.622	11:14:27.284
(15) MATEUS VIEIRA			
1	1:48.936	+27.214	11:10:15.771
2	2:20.196	+58.474	11:12:35.967
3	1:21.722		11:13:57.689
4	1:25.267	+3.545	11:15:22.956
5	1:22.714	+0.992	11:16:45.670
(354) RAFAEL KLUGE			
1	1:25.911	+2.941	11:08:31.819
2	3:40.224	+2:17.254	11:12:12.043
3	1:25.699	+2.729	11:13:37.742
4	1:23.452	+0.482	11:15:01.194
5	1:22.970		11:16:24.164
(69) MARCO ANTONIO			
1	1:30.876	+6.031	11:09:14.359
2	1:24.845		11:10:39.204
3	1:29.564	+4.719	11:12:08.768
4	1:26.792	+1.947	11:13:35.560
(721) MATHEUS CORDEIRO			
1	1:40.079	+15.153	11:10:15.342
2	1:28.430	+3.504	11:11:43.772
3	1:26.085	+1.159	11:13:09.857
4	1:24.926		11:14:34.783
5	1:45.774	+20.848	11:16:20.557
(21) JEAN BACH			
1	1:28.223	+3.124	11:09:19.201
2	1:26.518	+1.419	11:10:45.719
3	1:27.645	+2.546	11:12:13.364
4	1:25.895	+0.796	11:13:39.259
5	1:25.099		11:15:04.358
6	1:26.150	+1.051	11:16:30.508
(70) THIAGO DELARICA			
1	1:27.219	+1.933	11:09:16.667
2	1:25.286		11:10:41.953
3	1:41.324	+16.038	11:12:23.277
4	2:29.791	+1:04.505	11:14:53.068
5	1:25.415	+0.129	11:16:18.483
(7) THIAGO MORI			
1	1:31.915	+6.626	11:09:53.186

Lap	Lap Tm	Diff	Time of Day
2	1:25.518	+0.229	11:11:18.704
3	1:25.289		11:12:43.993
4	1:34.955	+9.666	11:14:18.948
(85) JAY ALDEANY			
1	1:35.509	+9.152	11:10:01.840
2	1:28.971	+2.614	11:11:30.811
3	1:26.357		11:12:57.168
4	1:29.576	+3.219	11:14:26.744
5	1:29.874	+3.517	11:15:56.618
6	1:29.599	+3.242	11:17:26.217
(107) VICTOR LUIS			
1	1:34.862	+8.029	11:09:58.326
2	1:27.251	+0.418	11:11:25.577
3	1:26.837	+0.004	11:12:52.414
4	1:26.833		11:14:19.247
(41) ALISSON JUNG			
1	1:29.264	+1.849	11:09:30.776
2	1:27.415		11:10:58.191
3	1:40.275	+12.860	11:12:38.466
4	1:28.104	+0.689	11:14:06.570
5	1:30.310	+2.895	11:15:36.880
(31) ALISON BENJAMIM			
1	1:27.702		11:09:27.675
2	1:28.410	+0.708	11:10:56.085
3	1:27.785	+0.083	11:12:23.870
(81) VANDERLEI MENDES			
1	1:27.859		11:09:52.855
(34) MATEUS GIORDANI			
1	1:28.126		11:09:14.951
2	2:10.302	+42.176	11:11:25.253
3	2:23.814	+55.688	11:13:49.067
4	1:28.772	+0.646	11:15:17.839
(5) ELIZEU FERREIRA			
1	1:30.827	+2.696	11:08:38.136
2	1:33.327	+5.196	11:10:11.463
3	1:28.268	+0.137	11:11:39.731
4	1:29.487	+1.356	11:13:09.218
5	1:29.268	+1.137	11:14:38.486
6	1:29.365	+1.234	11:16:07.851
7	1:28.131		11:17:35.982
(984) ALEX FASBINDER			
1	1:30.670	+1.608	11:08:28.924
2	1:30.556	+1.494	11:09:59.480
3	1:32.159	+3.097	11:11:31.639
4	1:29.062		11:13:00.701
5	5:03.187	+3:34.125	11:18:03.888
(9) MARCOS HENRIQUE			
1	1:40.051	+10.073	11:08:32.570
2	1:35.373	+5.395	11:10:07.943
3	2:01.731	+31.753	11:12:09.674
4	1:29.978		11:13:39.652
5	1:55.724	+25.746	11:15:35.376
6	1:30.455	+0.477	11:17:05.831
(7) HERNANDES JUNIOR			
1	2:01.823	+30.475	11:10:54.356
2	1:42.513	+11.165	11:12:36.869

Lap	Lap Tm	Diff	Time of Day
3	1:35.371	+4.023	11:14:12.240
4	1:34.359	+3.011	11:15:46.599
5	1:31.348		11:17:17.947
(91) NIEDSON DA SILVA			
1	1:31.589		11:10:20.194
2	1:34.742	+3.153	11:11:54.936
3	1:34.508	+2.919	11:13:29.444
(17) GILBERTO MEYER			
1	1:34.948	+2.840	11:09:32.430
2	1:32.108		11:11:04.538
3	1:42.458	+10.350	11:12:46.996
4	2:27.482	+55.374	11:15:14.478
5	1:46.899	+14.791	11:17:01.377
(32) DIOGO			
1	1:35.317	+2.652	11:09:43.600
2	1:32.665		11:11:16.265
3	1:38.619	+5.954	11:12:54.884
4	1:47.743	+15.078	11:14:42.627
5	1:43.401	+10.736	11:16:26.028
(77) GABRIEL ANTÔNIO			
1	1:38.969		11:09:50.636
2	2:01.294	+22.325	11:11:51.930
3	1:59.164	+20.195	11:13:51.094
4	1:58.891	+19.922	11:15:49.985
5	1:56.777	+17.808	11:17:46.762
(871) JOEL FILHO			
1	2:11.694	+1.816	11:10:29.030
2	2:53.126	+43.248	11:13:22.156
3	2:09.878		11:15:32.034

MX LEMAMT - 7a Etapa

Classificado pela melhor volta

IMPORTADA INTERMASTER

Sinop/MT 1,100 Km

Treino Cronometrado

15/10/2023 11:00

Qualificação iniciado em 11:06:30

Pos	No.	Nome	Classe	M. Tempo	Diff	Moto	Cidade	Patrocinador
1	981	ANDERSON CHUPEL	IMP INTER	1:19.291		GASGAS	SINOP	MX AGRONEGÓCIOS-IDEAL GRAFICOS-AUTO SOC
2	37	GUSTAVO AQUINO	IMP INTER	1:20.114	0.823	GASGAS	PEIXOTO DE AZE	TEAM ZANKCO RACING-MINERADORA SÃO MATH
3	42	ELTON DINIZ	IMP INTER	1:21.112	1.821	HONDA	ALTA FLORESTA	ZE EMPINA MOTOS
4	15	MATEUS VIEIRA	IMP INTER	1:21.722	2.431	SUZUKI	JUARA	VIA AUTO SERVIC-ESTÂNCIA M6
5	354	RAFAEL KLUGE	IMP INTER	1:22.970	3.679	YAMAHA	LUCAS DO RIO VI	AMERICA RACING-PRECISA SHOP-AMAZON TEMP
6	69	MARCO ANTONIO	IMP INTER	1:24.845	5.554	KTM	SINOP	
7	721	MATHEUS CORDEIRO	IMP INTER	1:24.926	5.635	KAWASAKI	SINOP	SRK REFORMADORA-GRAN 12
8	21	JEAN BACH	IMP INTER	1:25.099	5.808	KAWASAKI	CAMPO NOVO DO	REAL AUTO POSTO-LUBRIPOSTO LUBRIFICANTES
9	70	THIAGO DELARICA	IMP INTER	1:25.286	5.995	YAMAHA	JUARA	PORTO DE AREIA DELARICA
10	7	THIAGO MORI	IMP INTER	1:25.289	5.998	YAMAHA	NOVA MUTUM	PROSOJA-ARLINDO ARAÚJO-DK TABACARIA-ESPA
11	85	JAY ALDEANY	IMP INTER	1:26.357	7.066	KAWASAKI	NOVA UBIRATÃ	CASA DE CARNE BOI GORDO-JD MOTOS-RB RES
12	107	VICTOR LUIS	IMP INTER	1:26.833	7.542	YAMAHA	SINOP	CLASSIC AUTO CENTER-STORARI ACABAMENTOS
13	41	ALISSON JUNG	IMP INTER	1:27.415	8.124	YAMAHA	JUARA	KAE MOTOS
14	31	ALISON BENJAMIM	IMP INTER	1:27.702	8.411	YAMAHA	JUARA	TOTAL FRIO-KAE MOTOS
15	81	VANDERLEI MENDES	IMP INTER	1:27.859	8.568	HONDA	COLÍDER	MECÂNICA MENDES-PREF MUNICIPAL DE COLÍD
16	34	MATEUS GIORDANI	IMP INTER	1:28.126	8.835	YAMAHA	LUCAS DO RIO VI	VIVEIRO SEMPRE VERDE-AMERICA RACING
17	5	ELIZEU FERREIRA	IMP INTER	1:28.131	8.840	KAWASAKI	RIO VERDE/MS	MOTO HOUSE
18	984	ALEX FASBINDER	IMP INTER	1:29.062	9.771	YAMAHA	SINOP	AGROBOI
19	9	MARCOS HENRIQUE	IMP INTER	1:29.978	10.687	GASGAS	SORRISO	TMX-MASTER FILMS
20	7	HERNANDES JUNIOR	IMP INTER	1:31.348	12.057	KAWASAKI	SINOP	
21	91	NIEDSON DA SILVA	IMP INTER	1:31.589	12.298	KAWASAKI	DIAMANTINO	HIDRÁULICA LEAL-BARRACA SHOW
22	17	GILBERTO MEYER	IMP INTER	1:32.108	12.817	KTM	SINOP	TRANSPORTADORA INNOVARE-HOTEL CANCIONE
23	32	DIOGO	IMP INTER	1:32.665	13.374		SINOP	
24	77	GABRIEL ANTÔNIO	IMP INTER	1:38.969	19.678	KTM	PEIXOTO DE AZE	BRABINHO OURO
25	871	JOEL FILHO	IMP INTER	2:09.878	50.587	KAWASAKI	LUCAS DO RIO VI	AUTO BRICK VEICULOS-PRECISA SHOP

MX LEMAMT - 7a Etapa

IMPORTADA MX LIGHT

Sinop/MT 1,100 Km

Corrida

14/10/2023 16:30

Corrida iniciado em 16:28:44

Lap	Lap Tm	Diff	Time of Day
(261) DAVID DE ANDRADE			
1	1:32.591	+6.827	16:31:25.760
2	1:31.505	+5.741	16:32:57.265
3	1:33.789	+8.025	16:34:31.054
4	1:26.498	+0.734	16:35:57.552
5	1:27.455	+1.691	16:37:25.007
6	1:26.075	+0.311	16:38:51.082
7	1:25.764		16:40:16.846
8	1:26.721	+0.957	16:41:43.567
9	1:27.451	+1.687	16:43:11.018

(7) ALEXSANDER CHUPEL			
1	1:30.367	+4.508	16:31:31.397
2	1:32.364	+6.505	16:33:03.761
3	1:30.091	+4.232	16:34:33.852
4	1:26.531	+0.672	16:36:00.383
5	1:26.501	+0.642	16:37:26.884
6	1:26.544	+0.685	16:38:53.428
7	1:25.859		16:40:19.287
8	1:26.378	+0.519	16:41:45.665
9	1:27.775	+1.916	16:43:13.440

(461) GILMAR MORENO			
1	1:31.358	+5.169	16:31:26.137
2	1:32.342	+6.153	16:32:58.479
3	1:33.567	+7.378	16:34:32.046
4	1:26.709	+0.520	16:35:58.755
5	1:26.189		16:37:24.944
6	1:29.121	+2.932	16:38:54.065
7	1:26.513	+0.324	16:40:20.578
8	1:29.176	+2.987	16:41:49.754
9	1:32.251	+6.062	16:43:22.005

(70) WAGNER DELARICA			
1	1:30.279	+3.400	16:31:30.653
2	1:33.502	+6.623	16:33:04.155
3	1:32.471	+5.592	16:34:36.626
4	1:27.652	+0.773	16:36:04.278
5	1:26.879		16:37:31.157
6	1:29.498	+2.619	16:39:00.655
7	1:31.031	+4.152	16:40:31.686
8	1:29.511	+2.632	16:42:01.197
9	1:29.684	+2.805	16:43:30.881

(93) ELIANDRO PORFIRIO			
1	1:33.896	+4.204	16:31:32.898
2	1:32.041	+2.349	16:33:04.939
3	1:34.635	+4.943	16:34:39.574
4	1:32.392	+2.700	16:36:11.966
5	1:29.692		16:37:41.658
6	1:29.927	+0.235	16:39:11.585
7	1:31.138	+1.446	16:40:42.723
8	1:31.135	+1.443	16:42:13.858
9	1:31.557	+1.865	16:43:45.415

(243) ALEXANDRE SOUZA			
1	1:32.809	+3.554	16:31:37.057
2	1:31.965	+2.710	16:33:09.022
3	1:33.078	+3.823	16:34:42.100
4	1:31.098	+1.843	16:36:13.198
5	1:29.255		16:37:42.453
6	1:30.818	+1.563	16:39:13.271
7	1:31.486	+2.231	16:40:44.757
8	1:35.715	+6.460	16:42:20.472
9	1:32.205	+2.950	16:43:52.677

Lap	Lap Tm	Diff	Time of Day
(146) EDIO RIBEIRO			
1	1:31.413	+3.455	16:31:29.615
2	1:33.674	+5.716	16:33:03.289
3	1:35.385	+7.427	16:34:38.674
4	1:33.659	+5.701	16:36:12.333
5	1:36.572	+8.614	16:37:48.905
6	1:32.155	+4.197	16:39:21.060
7	1:32.499	+4.541	16:40:53.559
8	1:31.364	+3.406	16:42:24.923
9	1:27.958		16:43:52.881

(89) CRISTIAN BERNEGOZZI			
1	1:32.920	+3.133	16:31:45.409
2	1:32.920	+3.133	16:33:18.329
3	1:33.434	+3.647	16:34:51.763
4	1:33.245	+3.458	16:36:25.008
5	1:29.787		16:37:54.795
6	1:32.508	+2.721	16:39:27.303
7	1:31.347	+1.560	16:40:58.650
8	1:31.503	+1.716	16:42:30.153
9	1:31.988	+2.201	16:44:02.141

(83) EDSO BORGHETI			
1	1:35.180	+5.743	16:31:40.547
2	1:33.007	+3.570	16:33:13.554
3	1:33.029	+3.592	16:34:46.583
4	1:34.202	+4.765	16:36:20.785
5	1:32.860	+3.423	16:37:53.645
6	1:30.634	+1.197	16:39:24.279
7	1:37.793	+8.356	16:41:02.072
8	1:29.437		16:42:31.509
9	1:38.983	+9.546	16:44:10.492

(5) JOCY DO CARMO			
1	1:32.849	+0.931	16:31:35.404
2	1:31.918		16:33:07.322
3	1:33.490	+1.572	16:34:40.812
4	1:35.949	+4.031	16:36:16.761
5	1:33.727	+1.809	16:37:50.488
6	1:33.480	+1.562	16:39:23.968
7	1:35.529	+3.611	16:40:59.497
8	1:34.312	+2.394	16:42:33.809
9	1:38.562	+6.644	16:44:12.371

(177) LEANDRO SANTINI			
1	1:41.481	+11.306	16:32:04.186
2	1:34.812	+4.637	16:33:38.998
3	1:35.313	+5.138	16:35:14.311
4	1:33.488	+3.313	16:36:47.799
5	1:32.814	+2.639	16:38:20.613
6	1:31.537	+1.362	16:39:52.150
7	1:31.191	+1.016	16:41:23.341
8	1:36.640	+6.465	16:42:59.981
9	1:30.175		16:44:30.156

(17) GILBERTO			
1	1:34.659	+1.761	16:31:53.059
2	1:37.267	+4.369	16:33:30.326
3	1:35.880	+2.982	16:35:06.206
4	1:35.556	+2.658	16:36:41.762
5	1:34.473	+1.575	16:38:16.235
6	1:34.020	+1.122	16:39:50.255
7	1:32.898		16:41:23.153
8	1:34.188	+1.290	16:42:57.341
9	1:33.949	+1.051	16:44:31.290

Lap	Lap Tm	Diff	Time of Day
(38) LUCAS CARVALHO			
1	1:38.048	+2.542	16:31:50.954
2	1:35.762	+0.256	16:33:26.716
3	1:38.825	+3.319	16:35:05.541
4	1:38.556	+3.050	16:36:44.097
5	1:35.506		16:38:19.603
6	1:36.308	+0.802	16:39:55.911
7	1:35.889	+0.383	16:41:31.800
8	1:35.634	+0.128	16:43:07.434

(263) ELITON RAITZ			
1	1:36.648		16:31:51.320
2	1:38.596	+1.948	16:33:29.916
3	1:37.738	+1.090	16:35:07.654
4	1:38.520	+1.872	16:36:46.174
5	1:38.461	+1.813	16:38:24.635
6	1:37.127	+0.479	16:40:01.762
7	1:36.828	+0.180	16:41:38.590
8	1:44.287	+7.639	16:43:22.877

(41) FERNANDO SANTANA			
1	1:37.429	+1.239	16:31:49.950
2	1:36.190		16:33:26.140
3	1:41.320	+5.130	16:35:07.460
4	1:40.639	+4.449	16:36:48.099
5	1:38.658	+2.468	16:38:26.757
6	1:38.936	+2.746	16:40:05.693
7	1:39.442	+3.252	16:41:45.135
8	1:44.043	+7.853	16:43:29.178

(84) CLÁUDIO CALCICOLARI			
1	1:36.142		16:31:42.922
2	1:39.209	+3.067	16:33:22.131
3	1:36.784	+0.642	16:34:58.915
4	1:42.915	+6.773	16:36:41.830
5	1:40.716	+4.574	16:38:22.546
6	1:45.916	+9.774	16:40:08.462
7	1:41.919	+5.777	16:41:50.381
8	1:43.385	+7.243	16:43:33.766

(111) DONER DAL CASTEL			
1	1:36.742		16:31:45.896
2	1:38.863	+2.121	16:33:24.759
3	1:38.883	+2.141	16:35:03.642
4	1:40.703	+3.961	16:36:44.345
5	1:42.721	+5.979	16:38:27.066
6	1:41.195	+4.453	16:40:08.261
7	1:46.534	+9.792	16:41:54.795
8	1:44.722	+7.980	16:43:39.517

(78) FÁBIO BOFFETE			
1	1:38.784		16:31:49.534
2	1:43.384	+4.600	16:33:32.918
3	1:47.303	+8.519	16:35:20.221
4	1:41.888	+3.104	16:37:02.109
5	1:43.146	+4.362	16:38:45.255
6	1:44.227	+5.443	16:40:29.482
7	1:41.346	+2.562	16:42:10.828
8	1:41.162	+2.378	16:43:51.990

(80) ANDERSON CLEITON			
1	1:46.065	+3.596	16:32:06.836
2	1:47.947	+5.478	16:33:54.783
3	1:43.735	+1.266	16:35:38.518
4	1:42.469		16:37:20.987

Cronometragem: MARCOS A. MANCINI - Diretor de Prova: JOCEMIR ZAMBONI

Orbits

MX LEMAMT - 7a Etapa

IMPORTADA MX LIGHT

Sinop/MT 1,100 Km

Corrida

14/10/2023 16:30

Corrida iniciado em 16:28:44

Lap	Lap Tm	Diff	Time of Day
5	1:43.204	+0.735	16:39:04.191
6	1:42.683	+0.214	16:40:46.874
7	1:43.046	+0.577	16:42:29.920
8	1:45.517	+3.048	16:44:15.437

(7) CLEVERTON NEVES

Lap	Lap Tm	Diff	Time of Day
1	1:42.529	+4.890	16:32:00.553
2	1:52.764	+15.125	16:33:53.317
3	1:38.933	+1.294	16:35:32.250
4	1:40.993	+3.354	16:37:13.243
5	1:37.639		16:38:50.882
6	1:39.385	+1.746	16:40:30.267
7	1:41.168	+3.529	16:42:11.435
8	2:18.390	+40.751	16:44:29.825

(185) RONYFER DALMAGRO

Lap	Lap Tm	Diff	Time of Day
1	1:37.456	+0.584	16:31:56.940
2	1:36.872		16:33:33.812
3	2:05.572	+28.700	16:35:39.384
4	1:43.935	+7.063	16:37:23.319
5	1:42.414	+5.542	16:39:05.733
6	1:38.122	+1.250	16:40:43.855
7	1:39.758	+2.886	16:42:23.613
8	2:47.643	+1:10.771	16:45:11.256

(721) JOÃO CORDEIRO

Lap	Lap Tm	Diff	Time of Day
1	1:48.553	+6.255	16:32:05.653
2	1:47.511	+5.213	16:33:53.164
3	1:44.170	+1.872	16:35:37.334
4	1:42.298		16:37:19.632
5	1:58.206	+15.908	16:39:17.838
6	1:50.712	+8.414	16:41:08.550

(9) TATIANE CRISTINA

Lap	Lap Tm	Diff	Time of Day
1	1:47.552	+2.016	16:32:07.631
2	1:48.501	+2.965	16:33:56.132
3	2:24.363	+38.827	16:36:20.495
4	1:48.421	+2.885	16:38:08.916
5	1:45.536		16:39:54.452
6	1:45.996	+0.460	16:41:40.448

(28) AGNALDO GOUVEA

Lap	Lap Tm	Diff	Time of Day
1	1:49.624	+8.396	16:32:00.808
2	1:54.217	+12.989	16:33:55.025
3	1:45.175	+3.947	16:35:40.200
4	1:41.228		16:37:21.428
5	1:46.179	+4.951	16:39:07.607

(29) JOELSON ANDRADE

Lap	Lap Tm	Diff	Time of Day
1	2:02.516	+3.753	16:32:29.871
2	1:58.763		16:34:28.634
3	2:07.530	+8.767	16:36:36.164

(46) MARCELO CAVALHEIRO

Lap	Lap Tm	Diff	Time of Day
1	1:26.305	59:28.470	16:32:00.005
2	1:17.557	59:37.218	16:33:17.562

(86) CAIO HENRIQUE

Lap	Lap Tm	Diff	Time of Day
1	1:43.083		16:32:01.603

MX LEMAMT - 7a Etapa

Classificado por voltas

IMPORTADA MX LIGHT

Sinop/MT 1,100 Km

Corrida

14/10/2023 16:30

Corrida iniciado em 16:28:44

Pos	No.	Nome	Classe	Voltas	Diff	Moto	Cidade	Patrocinador
1	261	DAVID DE ANDRADE	IMP LIGHT	9		KAWASAKI	SINOP	RATO RACING-FAZENDA ANDRADE
2	7	ALEXSANDER CHUPEL	IMP LIGHT	9	2.422	KAWASAKI	SORRISO	AUTO SOCORRO SANTO ANJO
3	461	GILMAR MORENO	IMP LIGHT	9	10.987	YAMAHA	SINOP	BOX1 MULTIMARCA-IDEAL GRÁFICOS
4	70	WAGNER DELARICA	IMP LIGHT	9	19.863	YAMAHA	JUARA	PORTO DE AREIA DELARICA
5	93	ELIANDRO PORFIRIO	IMP LIGHT	9	34.397	HONDA	SINOP	SS INSTALADORA CONSTRUÇÃO DE OBRAS ELÉTRICAS
6	243	ALEXANDRE SOUZA	IMP LIGHT	9	41.659	YAMAHA	COMODORO	TEND TUDO ALEXANDRE
7	146	EDIO RIBEIRO	IMP LIGHT	9	41.863	KTM	SÃO JOSÉ DO RIO CL	SUPER PEÇAS-SETE SISTEMAS-MADPRO-RANCH STORE
8	89	CRISTIAN BERNEGOZZ	IMP LIGHT	9	51.123	HONDA	SINOP	BORRACHARIA SANTA FÉ-MAVIPEÇAS-BOX MULTIMARCAS-MI
9	83	EDSO BORGHETTI	IMP LIGHT	9	59.474	YAMAHA	SINOP	CASA DAS MOTOS-INVISTASINOP IMOBILIÁRIA
10	5	JOCY DO CARMO	IMP LIGHT	9	1:01.353	YAMAHA	SINOP	3 STORE-SOLUÇÃO DAS MOTOS
11	177	LEANDRO SANTINI	IMP LIGHT	9	1:19.138	KAWASAKI	SINOP	TECH PRINT-COLÉGIO DOM +
12	17	GILBERTO	IMP LIGHT	9	1:20.272	KTM	SINOP	
13	38	LUCAS CARVALHO	IMP LIGHT	8	1 Volta	KAWASAKI	SINOP	IMPÉRIO VEÍCULOS
14	263	ELITON RAITZ	IMP LIGHT	8	1 Volta	HONDA	SINOP	G4 VEÍCULOS
15	41	FERNANDO SANTANA	IMP LIGHT	8	1 Volta	KAWASAKI	SINOP	MERCADO D ANITA
16	84	CLÁUDIO CALCIOLARI	IMP LIGHT	8	1 Volta	YAMAHA	SORRISO	AGRO CALCIOLARI-CHICÃO RACING
17	111	DONER DAL CASTEL	IMP LIGHT	8	1 Volta	YAMAHA	TANGARÁ DA SERRA	FAZENDA SÃO MIGUEL-BARRACA SHOW
18	78	FÁBIO BOFFETE	IMP LIGHT	8	1 Volta	KTM	PARANAITA	JC CONSTRUÇÃO E URBANIZAÇÃO-RETOCAR VEÍCULOS
19	80	ANDERSON CLEITON	IMP LIGHT	8	1 Volta	YAMAHA	SORRISO	AGRO DIRETO
20	7	CLEVERTON NEVES	IMP LIGHT	8	1 Volta	KAWASAKI	SINOP	INVISTA SINOP
21	185	RONYFER DALMAGRO	IMP LIGHT	8	1 Volta	HONDA	SINOP	IMPÉRIO CONTABILIDADE

Não classificado (75% = 7 Voltas)

721	JOÃO CORDEIRO	IMP LIGHT	6	3 Voltas	YAMAHA	SINOP	SRK REFORMADORA
9	TATIANE CRISTINA	IMP LIGHT	6	3 Voltas	GASGAS	SORRISO	TMX-MASTER FILMS
28	AGNALDO GOUVEA	IMP LIGHT	5	4 Voltas	HONDA	ALTA FLORESTA	CENTRAL ACESSÓRIOS
29	JOELSON ANDRADE	IMP LIGHT	3	6 Voltas	KAWASAKI	SORRISO	JUCA
46	MARCELO CAVALHEIRO	IMP LIGHT	2	7 Voltas	HONDA	SINOP	SOMBRA TERRAPLENAGEM
86	CAIO HENRIQUE	IMP LIGHT	1	8 Voltas	HONDA	SINOP	CAIO CAR AUTO ELÉTRICA-G4 VEÍCULOS

Margem da Vitoria

velocidade Media

Tempo Melhor volta

Melhor Veloc.

Melhor Volta por..

2.422

41,154

1:25.764

46,173

261 - DAVID DE ANDRADE

Cronometragem: MARCOS A. MANCINI - Diretor de Prova: JOCEMIR ZAMBONI

Orbits

MX LEMAMT - 7a Etapa

IMPORTADA MX LIGHT

Sinop/MT 1,100 Km

Treino Cronometrado

14/10/2023 14:30

Qualificação iniciado em 14:51:54

Lap	Lap Tm	Diff	Time of Day
(70) WAGNER DELARICA			
1	1:34.852	+9.504	14:54:20.789
2	1:26.044	+0.696	14:55:46.833
3	1:25.348		14:57:12.181

Lap	Lap Tm	Diff	Time of Day
(461) GILMAR MORENO			
1	1:27.765		14:55:19.297
2	1:31.119	+3.354	14:56:50.416
3	1:32.540	+4.775	14:58:22.956
4	1:52.704	+24.939	15:00:15.660
5	1:54.660	+26.895	15:02:10.320

Lap	Lap Tm	Diff	Time of Day
(32) DIEGO THAILER			
1	1:40.053	+10.566	14:55:02.384
2	1:34.408	+4.921	14:56:36.792
3	1:35.016	+5.529	14:58:11.808
4	1:37.785	+8.298	14:59:49.593
5	1:31.541	+2.054	15:01:21.134
6	1:29.487		15:02:50.621

Lap	Lap Tm	Diff	Time of Day
(261) DAVID DE ANDRADE			
1	1:41.489	+11.766	14:54:57.503
2	1:35.069	+5.346	14:56:32.572
3	1:38.777	+9.054	14:58:11.349
4	1:33.393	+3.670	14:59:44.742
5	1:30.959	+1.236	15:01:15.701
6	1:29.723		15:02:45.424

Lap	Lap Tm	Diff	Time of Day
(7) ALEXSANDER CHUPEL			
1	1:31.167	+1.156	14:54:29.147
2	1:32.047	+2.036	14:56:01.194
3	1:30.011		14:57:31.205
4	1:31.831	+1.820	14:59:03.036
5	1:31.102	+1.091	15:00:34.138
6	2:51.542	+1:21.531	15:03:25.680

Lap	Lap Tm	Diff	Time of Day
(243) ALEXANDRE SOUZA			
1	1:33.475	+2.785	14:54:27.549
2	1:36.834	+6.144	14:56:04.383
3	1:30.690		14:57:35.073
4	1:39.899	+9.209	14:59:14.972
5	3:02.025	+1:31.335	15:02:16.997

Lap	Lap Tm	Diff	Time of Day
(5) JOCY DO CARMO			
1	1:30.854	+0.072	14:54:25.369
2	1:30.979	+0.197	14:55:56.348
3	1:30.782		14:57:27.130
4	1:34.975	+4.193	14:59:02.105
5	1:33.900	+3.118	15:00:36.005
6	2:01.045	+30.263	15:02:37.050

Lap	Lap Tm	Diff	Time of Day
(28) MARCOS MARTINELLI			
1	1:39.994	+8.572	14:54:43.994
2	1:33.381	+1.959	14:56:17.375
3	1:34.019	+2.597	14:57:51.394
4	1:31.422		14:59:22.816
5	1:35.448	+4.026	15:00:58.264
6	1:34.245	+2.823	15:02:32.509

Lap	Lap Tm	Diff	Time of Day
(177) LEANDRO SANTINI			
1	1:37.019	+4.265	14:54:37.899
2	1:32.754		14:56:10.653
3	1:40.183	+7.429	14:57:50.836
4	1:43.211	+10.457	14:59:34.047
5	1:44.356	+11.602	15:01:18.403

Lap	Lap Tm	Diff	Time of Day
6	1:45.245	+12.491	15:03:03.648

Lap	Lap Tm	Diff	Time of Day
(83) EDSO BORGHETTI			
1	1:43.603	+10.809	14:54:52.498
2	1:35.269	+2.475	14:56:27.767
3	1:35.869	+3.075	14:58:03.636
4	1:37.280	+4.486	14:59:40.916
5	1:32.794		15:01:13.710
6	1:40.906	+8.112	15:02:54.616

Lap	Lap Tm	Diff	Time of Day
(185) RONYFER DALMAGRO			
1	1:32.928		14:56:20.660
2	1:48.152	+15.224	14:58:08.812
3	2:17.558	+44.630	15:00:26.370
4	1:38.487	+5.559	15:02:04.857
5	1:39.267	+6.339	15:03:44.124

Lap	Lap Tm	Diff	Time of Day
(89) CRISTIAN BERNEGOZZI			
1	1:46.717	+13.220	14:55:09.126
2	1:37.303	+3.806	14:56:46.429
3	3:10.189	+1:36.692	14:59:56.618
4	1:36.395	+2.898	15:01:33.013
5	1:33.497		15:03:06.510

Lap	Lap Tm	Diff	Time of Day
(17) GILBERTO			
1	1:48.141	+14.074	14:54:45.604
2	1:34.067		14:56:19.671
3	2:13.625	+39.558	14:58:33.296
4	1:46.607	+12.540	15:00:19.903
5	1:49.674	+15.607	15:02:09.577

Lap	Lap Tm	Diff	Time of Day
(146) EDIO RIBEIRO			
1	1:34.473		14:54:22.836
2	1:40.417	+5.944	14:56:03.253
3	1:34.636	+0.163	14:57:37.889
4	2:34.780	+1:00.307	15:00:12.669
5	1:38.464	+3.991	15:01:51.133
6	1:47.546	+13.073	15:03:38.679

Lap	Lap Tm	Diff	Time of Day
(93) ELIANDRO PORFIRIO			
1	1:41.260	+6.317	14:54:32.952
2	1:34.943		14:56:07.895
3	1:35.424	+0.481	14:57:43.319
4	1:38.766	+3.823	14:59:22.085
5	1:38.083	+3.140	15:01:00.168
6	1:38.982	+4.039	15:02:39.150

Lap	Lap Tm	Diff	Time of Day
(46) MARCELO CAVALHEIRO			
1	1:37.744	+2.514	14:54:51.504
2	1:35.230		14:56:26.734

Lap	Lap Tm	Diff	Time of Day
(41) FERNANDO SANTANA			
1	1:38.702	+3.415	14:55:04.835
2	1:39.636	+4.349	14:56:44.471
3	1:36.665	+1.378	14:58:21.136
4	1:40.288	+5.001	15:00:01.424
5	1:36.400	+1.113	15:01:37.824
6	1:35.287		15:03:13.111

Lap	Lap Tm	Diff	Time of Day
(111) DONER DAL CASTEL			
1	2:57.032	+1:21.658	14:56:34.820
2	1:35.374		14:58:10.194
3	1:48.688	+13.314	14:59:58.882

Lap	Lap Tm	Diff	Time of Day
(84) CLÁUDIO CALCOLIARI			
1	1:46.411	+8.903	14:54:53.804

Lap	Lap Tm	Diff	Time of Day
2	1:37.508		14:56:31.312
3	1:54.821	+17.313	14:58:26.133
4	2:05.581	+28.073	15:00:31.714
5	1:49.846	+12.338	15:02:21.560

Lap	Lap Tm	Diff	Time of Day
(7) CLEVERTON NEVES			
1	1:45.703	+7.062	14:55:14.974
2	1:40.743	+2.102	14:56:55.717
3	1:43.024	+4.383	14:58:38.741
4	1:42.187	+3.546	15:00:20.928
5	1:42.115	+3.474	15:02:03.043
6	1:38.641		15:03:41.684

Lap	Lap Tm	Diff	Time of Day
(78) FÁBIO BOFFETE			
1	1:40.379	+1.305	14:55:04.238
2	1:41.458	+2.384	14:56:45.696
3	1:42.470	+3.396	14:58:28.166
4	1:39.074		15:00:07.240
5	1:42.388	+3.314	15:01:49.628
6	1:39.780	+0.706	15:03:29.408

Lap	Lap Tm	Diff	Time of Day
(28) AGNALDO GOUVEA			
1	1:40.468	+0.812	14:54:42.638
2	1:40.831	+1.175	14:56:23.469
3	1:51.340	+11.684	14:58:14.809
4	1:40.883	+1.227	14:59:55.692
5	1:40.510	+0.854	15:01:36.202
6	1:39.656		15:03:15.858

Lap	Lap Tm	Diff	Time of Day
(86) CAIO HENRIQUE			
1	2:20.927	+41.084	14:55:45.748
2	1:39.843		14:57:25.591
3	1:50.823	+10.980	14:59:16.414
4	1:43.141	+3.298	15:00:59.555
5	1:41.144	+1.301	15:02:40.699

Lap	Lap Tm	Diff	Time of Day
(263) ELITON RAITZ			
1	1:45.466	+5.171	14:55:00.769
2	1:43.187	+2.892	14:56:43.956
3	1:40.295		14:58:24.251
4	1:42.504	+2.209	15:00:06.755
5	1:41.823	+1.528	15:01:48.578
6	1:42.759	+2.464	15:03:31.337

Lap	Lap Tm	Diff	Time of Day
(9) TATIANE CRISTINA			
1	1:49.508	+7.487	14:54:48.877
2	1:47.736	+5.715	14:56:36.613
3	1:43.484	+1.463	14:58:20.097
4	1:45.696	+3.675	15:00:05.793
5	2:05.969	+23.948	15:02:11.762
6	1:42.021		15:03:53.783

Lap	Lap Tm	Diff	Time of Day
(38) LUCAS CARVALHO			
1	1:49.789	+7.441	14:55:01.268
2	1:43.511	+1.163	14:56:44.779
3	1:42.348		14:58:27.127
4	1:47.608	+5.260	15:00:14.735
5	1:44.857	+2.509	15:01:59.592
6	1:45.016	+2.668	15:03:44.608

Lap	Lap Tm	Diff	Time of Day
(80) ANDERSON CLEITON			
1	1:48.709	+5.388	14:54:59.087
2	1:43.321		14:56:42.408
3	1:48.174	+4.853	14:58:30.582
4	1:47.955	+4.634	15:00:18.537
5	1:48.406	+5.085	15:02:06.943

Cronometragem: MARCOS A. MANCINI - Diretor de Prova: JOCEMIR ZAMBONI

Orbits

MX LEMAMT - 7a Etapa


IMPORTADA MX LIGHT

Sinop/MT 1,100 Km

Treino Cronometrado

14/10/2023 14:30

Qualificação iniciado em 14:51:54



Lap	Lap Tm	Diff	Time of Day
6	1:53.636	+10.315	15:04:00.579

(721) JOÃO CORDEIRO

1	2:05.624	+21.609	14:55:18.013
2	1:44.015		14:57:02.028
3	1:49.040	+5.025	14:58:51.068

(29) JOELSON ANDRADE

1	2:03.209	+7.930	14:55:32.581
2	1:55.279		14:57:27.860
3	2:36.267	+40.988	15:00:04.127
4	2:04.453	+9.174	15:02:08.580

(27) EDUARDO XAVIER

1	2:22.871		14:55:43.579
2	3:05.595	+42.724	14:58:49.174

Lap	Lap Tm	Diff	Time of Day
-----	--------	------	-------------

Lap	Lap Tm	Diff	Time of Day
-----	--------	------	-------------

MX LEMAMT - 7a Etapa

Classificado pela melhor volta

IMPORTADA MX LIGHT

Sinop/MT 1,100 Km

Treino Cronometrado

14/10/2023 14:30

Qualificação iniciado em 14:51:54

Pos	No.	Nome	Classe	M. Tempo	Diff	Moto	Cidade	Patrocinador
1	70	WAGNER DELARICA	IMP LIGHT	1:25.348		YAMAHA	JUARA	PORTO DE AREIA DELARICA
2	461	GILMAR MORENO	IMP LIGHT	1:27.765	2.417	YAMAHA	SINOP	BOX1 MULTIMARCA-IDEAL GRÁFICOS
3	32	DIEGO THAILER	IMP LIGHT	1:29.487	4.139	SUZUKI	SINOP	G4 VEÍCULOS-ALCAR MECÂNICA
4	261	DAVID DE ANDRADE	IMP LIGHT	1:29.723	4.375	KAWASAKI	SINOP	RATO RACING-FAZENDA ANDRADE
5	7	ALEXSANDER CHUPEL	IMP LIGHT	1:30.011	4.663	KAWASAKI	SORRISO	AUTO SOCORRO SANTO ANJO
6	243	ALEXANDRE SOUZA	IMP LIGHT	1:30.690	5.342	YAMAHA	COMODORO	TEND TUDO ALEXANDRE
7	5	JOCY DO CARMO	IMP LIGHT	1:30.782	5.434	YAMAHA	SINOP	3 STORE-SOLUÇÃO DAS MOTOS
8	28	MARCOS MARTINELLI	IMP LIGHT	1:31.422	6.074	YAMAHA	VILHENA	BIÁZUS FERRAGENS
9	177	LEANDRO SANTINI	IMP LIGHT	1:32.754	7.406	KAWASAKI	SINOP	TECH PRINT-COLÉGIO DOM +
10	83	EDSO BORGHETTI	IMP LIGHT	1:32.794	7.446	YAMAHA	SINOP	CASA DAS MOTOS-INVISTASINOP IMOBILIÁRIA
11	185	RONYFER DALMAGRO	IMP LIGHT	1:32.928	7.580	HONDA	SINOP	IMPÉRIO CONTABILIDADE
12	89	CRISTIAN BERNEGOZZI	IMP LIGHT	1:33.497	8.149	HONDA	SINOP	BORRACHARIA SANTA FÉ-NAVIPECAS-BOX 1MUL
13	17	GILBERTO	IMP LIGHT	1:34.067	8.719	KTM	SINOP	
14	146	EDIO RIBEIRO	IMP LIGHT	1:34.473	9.125	KTM	SÃO JOSÉ DO RIC	SUPER PEÇAS-SETE SISTEMAS-MADPRO-RANCH
15	93	ELIANDRO PORFIRIO	IMP LIGHT	1:34.943	9.595	HONDA	SINOP	SS INSTALADORA CONSTRUÇÃO DE OBRAS ELÉT
16	46	MARCELO CAVALHEIRO	IMP LIGHT	1:35.230	9.882	HONDA	SINOP	SOMBRA TERRAPLENAGEM
17	41	FERNANDO SANTANA	IMP LIGHT	1:35.287	9.939	KAWASAKI	SINOP	MERCADO D ANITA
18	111	DONER DAL CASTEL	IMP LIGHT	1:35.374	10.026	YAMAHA	TANGARÁ DA SER	FAZENDA SÃO MIGUEL-BARRACA SHOW
19	84	CLÁUDIO CALCIOLARI	IMP LIGHT	1:37.508	12.160	YAMAHA	SORRISO	AGRO CALCIOLARI-CHICÃO RACING
20	7	CLEVERTON NEVES	IMP LIGHT	1:38.641	13.293	KAWASAKI	SINOP	INVISTA SINOP
21	78	FÁBIO BOFFETE	IMP LIGHT	1:39.074	13.726	KTM	PARANAITA	JC CONSTRUÇÃO E URBANIZAÇÃO-RETOCAR VEÍ
22	28	AGNALDO GOUVEA	IMP LIGHT	1:39.656	14.308	HONDA	ALTA FLORESTA	CENTRAL ACESSÓRIOS
23	86	CAIO HENRIQUE	IMP LIGHT	1:39.843	14.495	HONDA	SINOP	CAIO CAR AUTO ELÉTRICA-G4 VEÍCULOS
24	263	ELITON RAITZ	IMP LIGHT	1:40.295	14.947	HONDA	SINOP	G4 VEÍCULOS
25	9	TATIANE CRISTINA	IMP LIGHT	1:42.021	16.673	GASGAS	SORRISO	TMX-MASTER FILMS
26	38	LUCAS CARVALHO	IMP LIGHT	1:42.348	17.000	KAWASAKI	SINOP	IMPÉRIO VEICULOS
27	80	ANDERSON CLEITON	IMP LIGHT	1:43.321	17.973	YAMAHA	SORRISO	AGRO DIRETO
28	721	JOÃO CORDEIRO	IMP LIGHT	1:44.015	18.667	YAMAHA	SINOP	SRK REFORMADORA
29	29	JOELSON ANDRADE	IMP LIGHT	1:55.279	29.931	KAWASAKI	SORRISO	JUCA
30	27	EDUARDO XAVIER	IMP LIGHT	2:22.871	57.523	YAMAHA	PORTO DOS GAÚI	XEA CONSULTORIA

MX LEMAMT - 7a Etapa

IMPORTADA MX1

Sinop/MT 1,100 Km

Corrida

15/10/2023 16:30

Corrida iniciado em 17:39:28

Lap	Lap Tm	Diff	Time of Day
(297) GUILHERME MASCHIO			
1	1:13.724	+1.547	17:41:46.527
2	1:12.793	+0.616	17:42:59.320
3	1:12.177		17:44:11.497
4	1:12.622	+0.445	17:45:24.119
5	1:12.878	+0.701	17:46:36.997
6	1:13.939	+1.762	17:47:50.936
7	1:15.215	+3.038	17:49:06.151
8	1:14.365	+2.188	17:50:20.516
9	1:13.094	+0.917	17:51:33.610
(2) MARCOS ALEXANDRE			
1	1:15.955		17:41:50.881
2	1:16.572	+0.617	17:43:07.453
3	1:16.805	+0.850	17:44:24.258
4	1:16.485	+0.530	17:45:40.743
5	1:16.963	+1.008	17:46:57.706
6	1:20.775	+4.820	17:48:18.481
7	1:23.647	+7.692	17:49:42.128
8	1:22.607	+6.652	17:51:04.735
9	1:23.021	+7.066	17:52:27.756
(69) ROMÁRIO ROSA			
1	1:17.599		17:41:59.580
2	1:17.805	+0.206	17:43:17.385
3	1:17.686	+0.087	17:44:35.071
4	1:18.559	+0.960	17:45:53.630
5	1:19.646	+2.047	17:47:13.276
6	1:22.095	+4.496	17:48:35.371
7	1:19.708	+2.109	17:49:55.079
8	1:18.431	+0.832	17:51:13.510
9	1:18.910	+1.311	17:52:32.420
(981) ANDERSON CHUPEL			
1	1:16.891	+0.440	17:41:54.758
2	1:17.300	+0.849	17:43:12.058
3	1:16.451		17:44:28.509
4	1:18.215	+1.764	17:45:46.724
5	1:18.624	+2.173	17:47:05.348
6	1:20.844	+4.393	17:48:26.192
7	1:24.270	+7.819	17:49:50.462
8	1:20.645	+4.194	17:51:11.107
9	1:26.477	+10.026	17:52:37.584
(5) ELIZEU FERREIRA			
1	1:23.742	+1.305	17:42:07.078
2	1:22.437		17:43:29.515
3	1:22.911	+0.474	17:44:52.426
4	1:24.014	+1.577	17:46:16.440
5	1:25.342	+2.905	17:47:41.782
6	1:25.564	+3.127	17:49:07.346
7	1:26.867	+4.430	17:50:34.213
8	1:25.381	+2.944	17:51:59.594
9	1:28.954	+6.517	17:53:28.548
(984) ALEX FASBINDER			
1	1:22.778		17:42:02.970
2	1:24.016	+1.238	17:43:26.986
3	1:24.173	+1.395	17:44:51.159
4	1:23.894	+1.116	17:46:15.053
5	1:25.132	+2.354	17:47:40.185
6	1:28.854	+6.076	17:49:09.039
7	1:26.784	+4.006	17:50:35.823
(88) ALEX BORTOLUZZI			

Lap	Lap Tm	Diff	Time of Day
1	1:37.497		17:42:27.421
2	1:39.401	+1.904	17:44:06.822
3	1:46.535	+9.038	17:45:53.357
4	1:50.765	+13.268	17:47:44.122
5	1:44.260	+6.763	17:49:28.382
6	1:51.321	+13.824	17:51:19.703
7	1:57.172	+19.675	17:53:16.875
(721) GUILHERME CORDEIRO			
1	1:17.471	+1.402	17:41:56.770
2	1:16.688	+0.619	17:43:13.458
3	1:16.069		17:44:29.527
4	1:17.962	+1.893	17:45:47.489
(90) CLEITON BORGES			
1	1:13.700	+1.365	17:41:44.625
2	1:13.175	+0.840	17:42:57.800
3	1:12.335		17:44:10.135
4	1:13.050	+0.715	17:45:23.185
5	1:13.180	+0.845	17:46:36.365
6	1:13.278	+0.943	17:47:49.643
7	1:14.894	+2.559	17:49:04.537
8	1:14.734	+2.399	17:50:19.271
9	1:17.390	+5.055	17:51:36.661

MX LEMAMT - 7a Etapa

Classificado por voltas

IMPORTADA MX1

Sinop/MT 1,100 Km

Corrida

15/10/2023 16:30

Corrida iniciado em 17:39:28

Pos	No.	Nome	Classe	Voltas	Diff	Moto	Cidade	Patrocinador
1	297	GUILHERME MASCHIO	IMP MX1	9		YAMAHA	SINOP	ZANKCO RACING-IDEAL GRÁFICOS-MINERADORA SÃO MATEUS
2	2	MARCOS ALEXANDRE	IMP MX1	9	54.146	YAMAHA	SINOP	TEAM ZANKCO RACING-BOX1 MULTIMARCAS-IDEAL OFF ROAD
3	69	ROMÁRIO ROSA	IMP MX1	9	58.810	YAMAHA	JUARA	AUTO ESCOLA TAPURAH
4	981	ANDERSON CHUPEL	IMP MX1	9	1:03.974	GASGAS	SINOP	MX AGRONEGÓCIOS-IDEAL GRAFICOS-AUTO SOCORRO SANTO
5	5	ELIZEU FERREIRA	IMP MX1	9	1:54.938	KAWASAKI	RIO VERDE/MS	MOTO HOUSE
6	984	ALEX FASBINDER	IMP MX1	7	2 Voltas	YAMAHA	SINOP	AGROBOI
7	88	ALEX BORTOLUZZI	IMP MX1	7	2 Voltas	HONDA	SINOP	

Não classificado (75% = 7 Voltas)

	721	GUILHERME CORDEIRO	IMP MX1	4	5 Voltas	KAWASAKI	SINOP	SRK REFORMADORA DE PNEUS-INNOVARE-MARCO MEYER ASS
DQ	90	CLEITON BORGES	IMP MX1	9	DQ	YAMAHA	SINOP	CASA DA SUSPENSÃO-RAUCH LOCAÇÕES-EXTENSA MÓVEIS

#90 CLEITON BORGES DESCLASSIFICADO POR ATITUDE ANTI DESPORTIVA CONTRA O DIRETOR DE PROVA

Margem da Vitoria	velocidade Media	Tempo Melhor volta	Melhor Veloc.	Melhor Volta por..
54.146	49,130	1:12.177	54,865	297 - GUILHERME MASCHIO

Cronometragem: MARCOS A. MANCINI - Diretor de Prova: JOCEMIR ZAMBONI

Orbits

MX LEMAMT - 7a Etapa

IMPORTADA MX1

Sinop/MT 1,100 Km

Treino Cronometrado

15/10/2023 11:30

Qualificação iniciado em 11:36:55

Lap	Lap Tm	Diff	Time of Day
(90) CLEITON BORGES			
1	1:18.790	+5.895	11:40:18.651
2	1:14.067	+1.172	11:41:32.718
3	1:29.642	+16.747	11:43:02.360
4	1:12.895		11:44:15.255
5	1:13.544	+0.649	11:45:28.799
6	1:35.306	+22.411	11:47:04.105

Lap	Lap Tm	Diff	Time of Day
(297) GUILHERME MASCHIO			
1	1:22.580	+9.074	11:39:28.160
2	1:13.899	+0.393	11:40:42.059
3	1:15.801	+2.295	11:41:57.860
4	1:15.963	+2.457	11:43:13.823
5	1:13.572	+0.066	11:44:27.395
6	1:14.269	+0.763	11:45:41.664
7	1:13.506		11:46:55.170

Lap	Lap Tm	Diff	Time of Day
(2) MARCOS ALEXANDRE			
1	1:22.271	+7.616	11:38:18.642
2	1:15.076	+0.421	11:39:33.718
3	1:14.655		11:40:48.373

Lap	Lap Tm	Diff	Time of Day
(981) ANDERSON CHUPEL			
1	1:19.032	+2.930	11:40:40.929
2	1:18.538	+2.436	11:41:59.467
3	2:38.074	+1:21.972	11:44:37.541
4	1:16.102		11:45:53.643

Lap	Lap Tm	Diff	Time of Day
(721) GUILHERME CORDEIRO			
1	1:17.315	+1.209	11:38:55.428
2	1:16.106		11:40:11.534
3	1:36.621	+20.515	11:41:48.155
4	1:16.897	+0.791	11:43:05.052
5	1:40.166	+24.060	11:44:45.218
6	1:54.872	+38.766	11:46:40.090

Lap	Lap Tm	Diff	Time of Day
(5) ELIZEU FERREIRA			
1	1:44.449	+22.067	11:40:51.107
2	1:25.588	+3.206	11:42:16.695
3	1:24.714	+2.332	11:43:41.409
4	1:24.302	+1.920	11:45:05.711
5	1:22.382		11:46:28.093

Lap	Lap Tm	Diff	Time of Day
(984) ALEX FASBINDER			
1	1:24.532		11:40:27.705
2	1:25.710	+1.178	11:41:53.415
3	1:25.092	+0.560	11:43:18.507

Lap	Lap Tm	Diff	Time of Day
(69) ROMÁRIO ROSA			
1	1:25.673		11:39:13.911

MX LEMAMT - 7a Etapa

Classificado pela melhor volta

IMPORTADA MX1

Sinop/MT 1,100 Km

Treino Cronometrado

15/10/2023 11:30

Qualificação iniciado em 11:36:55

Pos	No.	Nome	Classe	M. Tempo	Diff	Moto	Cidade	Patrocinador
1	90	CLEITON BORGES	IMP MX1	1:12.895		YAMAHA	SINOP	CASA DA SUSPENSÃO-RAUCH LOCAÇÕES-EXTENSI
2	297	GUILHERME MASCHIO	IMP MX1	1:13.506	0.611	YAMAHA	SINOP	ZANKCO RACING-IDEAL GRÁFICOS-MINERADORA
3	2	MARCOS ALEXANDRE	IMP MX1	1:14.655	1.760	YAMAHA	SINOP	TEAM ZANKCO RACING-BOX 1 MULTIMARCAS-IDE
4	981	ANDERSON CHUPEL	IMP MX1	1:16.102	3.207	GASGAS	SINOP	MX AGRONEGÓCIOS-IDEAL GRAFICOS-AUTO SOC
5	721	GUILHERME CORDEIRO	IMP MX1	1:16.106	3.211	KAWASAKI	SINOP	SRK REFORMADORA DE PNEUS-INNOVARE-MARC
6	5	ELIZEU FERREIRA	IMP MX1	1:22.382	9.487	KAWASAKI	RIO VERDE/MS	MOTO HOUSE
7	984	ALEX FASBINDER	IMP MX1	1:24.532	11.637	YAMAHA	SINOP	AGROBOI
8	69	ROMÁRIO ROSA	IMP MX1	1:25.673	12.778	YAMAHA	JUARA	AUTO ESCOLA TAPURAH

MX LEMAMT - 7a Etapa

IMPORTADA MX3

Sinop/MT 1,100 Km

Corrida

15/10/2023 13:00

Corrida iniciado em 15:00:16

Lap	Lap Tm	Diff	Time of Day
(981) ANDERSON CHUPEL			
1	1:18.460	+0.042	15:02:44.689
2	1:18.418		15:04:03.107
3	1:19.637	+1.219	15:05:22.744
4	1:20.194	+1.776	15:06:42.938
5	1:20.755	+2.337	15:08:03.693
6	1:21.103	+2.685	15:09:24.796
7	1:19.965	+1.547	15:10:44.761
8	1:21.659	+3.241	15:12:06.420
9	1:22.920	+4.502	15:13:29.340
10	1:26.752	+8.334	15:14:56.092

Lap	Lap Tm	Diff	Time of Day
(354) RAFAEL KLUGE			
1	1:18.883		15:02:44.470
2	1:20.272	+1.389	15:04:04.742
3	1:20.789	+1.906	15:05:25.531
4	1:21.118	+2.235	15:06:46.649
5	1:21.360	+2.477	15:08:08.009
6	1:21.073	+2.190	15:09:29.082
7	1:22.069	+3.186	15:10:51.151
8	1:21.430	+2.547	15:12:12.581
9	1:23.986	+5.103	15:13:36.567
10	1:24.313	+5.430	15:15:00.880

Lap	Lap Tm	Diff	Time of Day
(81) VANDERLEI MENDES			
1	1:21.076	+0.288	15:02:50.567
2	1:21.456	+0.668	15:04:12.023
3	1:21.689	+0.901	15:05:33.712
4	1:20.788		15:06:54.500
5	1:21.737	+0.949	15:08:16.237
6	1:22.374	+1.586	15:09:38.611
7	1:21.081	+0.293	15:10:59.692
8	1:21.074	+0.286	15:12:20.766
9	1:21.524	+0.736	15:13:42.290
10	1:24.270	+3.482	15:15:06.560

Lap	Lap Tm	Diff	Time of Day
(47) EDMAR LOYOLA			
1	1:25.615	+5.746	15:03:02.226
2	1:24.093	+4.224	15:04:26.319
3	1:20.628	+0.759	15:05:46.947
4	1:20.437	+0.568	15:07:07.384
5	1:20.466	+0.597	15:08:27.850
6	1:19.869		15:09:47.719
7	1:20.906	+1.037	15:11:08.625
8	1:20.838	+0.969	15:12:29.463
9	1:20.996	+1.127	15:13:50.459
10	1:24.725	+4.856	15:15:15.184

Lap	Lap Tm	Diff	Time of Day
(984) ALEX FASBINDER			
1	1:21.435		15:02:49.872
2	1:23.264	+1.829	15:04:13.136
3	1:23.869	+2.434	15:05:37.005
4	1:23.297	+1.862	15:07:00.302
5	1:23.729	+2.294	15:08:24.031
6	1:23.631	+2.196	15:09:47.662
7	1:25.173	+3.738	15:11:12.835
8	1:25.159	+3.724	15:12:37.994
9	1:24.788	+3.353	15:14:02.782
10	1:25.943	+4.508	15:15:28.725

Lap	Lap Tm	Diff	Time of Day
(5) ELIZEU FERREIRA			
1	1:23.356	+4.112	15:03:26.713
2	1:22.669	+3.425	15:04:49.382
3	1:22.012	+2.768	15:06:11.394
4	1:21.520	+2.276	15:07:32.914

Lap	Lap Tm	Diff	Time of Day
5	1:22.110	+2.866	15:08:55.024
6	1:22.088	+2.844	15:10:17.112
7	1:20.983	+1.739	15:11:38.095
8	1:19.244		15:12:57.339
9	1:20.403	+1.159	15:14:17.742
10	1:20.469	+1.225	15:15:38.211

Lap	Lap Tm	Diff	Time of Day
(457) EDUARDO RODRIGUES			
1	1:25.013	+1.832	15:03:00.430
2	1:23.854	+0.673	15:04:24.284
3	1:24.181	+1.000	15:05:48.465
4	1:24.580	+1.399	15:07:13.045
5	1:24.441	+1.260	15:08:37.486
6	1:25.391	+2.210	15:10:02.877
7	1:23.743	+0.562	15:11:26.620
8	1:24.266	+1.085	15:12:50.886
9	1:24.568	+1.387	15:14:15.454
10	1:23.181		15:15:38.635

Lap	Lap Tm	Diff	Time of Day
(79) OLAIR BORGES			
1	1:22.279	+1.158	15:03:18.306
2	1:23.023	+1.902	15:04:41.329
3	1:23.135	+2.014	15:06:04.464
4	1:21.121		15:07:25.585
5	1:23.640	+2.519	15:08:49.225
6	1:22.797	+1.676	15:10:12.022
7	1:22.542	+1.421	15:11:34.564
8	1:21.444	+0.323	15:12:56.008
9	1:21.459	+0.338	15:14:17.467
10	1:22.819	+1.698	15:15:40.286

Lap	Lap Tm	Diff	Time of Day
(52) JUAREZ RIBEIRO			
1	1:26.886	+2.331	15:03:01.397
2	1:25.315	+0.760	15:04:26.712
3	1:25.852	+1.297	15:05:52.564
4	1:25.207	+0.652	15:07:17.771
5	1:24.555		15:08:42.326
6	1:24.657	+0.102	15:10:06.983
7	1:24.703	+0.148	15:11:31.686
8	1:25.206	+0.651	15:12:56.892
9	1:27.159	+2.604	15:14:24.051
10	1:26.063	+1.508	15:15:50.114

Lap	Lap Tm	Diff	Time of Day
(85) JAY ALDEANY			
1	1:25.624	+3.090	15:03:02.347
2	1:25.373	+2.839	15:04:27.720
3	1:27.723	+5.189	15:05:55.443
4	1:26.219	+3.685	15:07:21.662
5	1:25.117	+2.583	15:08:46.779
6	1:24.833	+2.299	15:10:11.612
7	1:26.874	+4.340	15:11:38.486
8	1:25.186	+2.652	15:13:03.672
9	1:24.648	+2.114	15:14:28.320
10	1:22.534		15:15:50.854

Lap	Lap Tm	Diff	Time of Day
(110) ROGÉRIO ORNAGHI			
1	1:29.795	+3.499	15:03:05.582
2	1:26.408	+0.112	15:04:31.990
3	1:26.710	+0.414	15:05:58.700
4	1:26.841	+0.545	15:07:25.541
5	1:30.321	+4.025	15:08:55.862
6	1:36.168	+9.872	15:10:32.030
7	1:26.296		15:11:58.326
8	1:29.082	+2.786	15:13:27.408
9	1:30.255	+3.959	15:14:57.663

Lap	Lap Tm	Diff	Time of Day
(93) ELIANDRO PORFIRIO			
1	1:29.607	+2.357	15:03:09.142
2	1:27.600	+0.350	15:04:36.742
3	1:27.991	+0.741	15:06:04.733
4	1:30.809	+3.559	15:07:35.542
5	1:27.732	+0.482	15:09:03.274
6	1:30.138	+2.888	15:10:33.412
7	1:28.548	+1.298	15:12:01.960
8	1:27.250		15:13:29.210
9	1:29.463	+2.213	15:14:58.673

Lap	Lap Tm	Diff	Time of Day
(88) ALEX BORTOLUZZI			
1	1:40.727		15:03:24.632
2	1:41.025	+0.298	15:05:05.657
3	1:42.031	+1.304	15:06:47.688
4	1:45.706	+4.979	15:08:33.394
5	1:44.395	+3.668	15:10:17.789
6	1:50.453	+9.726	15:12:08.242
7	1:47.778	+7.051	15:13:56.020
8	1:50.180	+9.453	15:15:46.200

Lap	Lap Tm	Diff	Time of Day
(177) DALTON PIETSCH			
1	1:27.557	+3.753	15:03:05.447
2	1:24.669	+0.865	15:04:30.116
3	1:24.879	+1.075	15:05:54.995
4	1:25.130	+1.326	15:07:20.125
5	1:23.804		15:08:43.929
6	1:26.250	+2.446	15:10:10.179
7	1:27.629	+3.825	15:11:37.808

Lap	Lap Tm	Diff	Time of Day
(22) JOSÉ VAGNER			
1	1:26.514	+0.753	15:03:07.468
2	1:30.577	+4.816	15:04:38.045
3	1:25.761		15:06:03.806
4	1:26.263	+0.502	15:07:30.069

MX LEMAMT - 7a Etapa

Classificado por voltas

IMPORTADA MX3

Sinop/MT 1,100 Km

Corrida

15/10/2023 13:00

Corrida iniciado em 15:00:16

Pos	No.	Nome	Classe	Voltas	Diff	Moto	Cidade	Patrocinador
1	981	ANDERSON CHUPEL	IMP MX3	10		GASGAS	SINOP	MX AGRONEGÓCIOS-IDEAL GRAFICOS-AUTO SOCORRO SANTO
2	354	RAFAEL KLUGE	IMP MX3	10	4.788	YAMAHA	LUCAS DO RIO VERDI	AMERICA RACING-PRECISA SHOP-AMAZON TEMPER
3	81	VANDERLEI MENDES	IMP MX3	10	10.468	HONDA	COLÍDER	MECÂNICA MENDES-PREF MUNICIPAL DE COLÍDER-MINAS TUR
4	47	EDMAR LOYOLA	IMP MX3	10	19.092	YAMAHA	SORRISO	REI LAVACAR E ESTÉTICA AUTOMOTIVA
5	984	ALEX FASBINDER	IMP MX3	10	32.633	YAMAHA	SINOP	AGROBOI
6	5	ELIZEU FERREIRA	IMP MX3	10	42.119	KAWASAKI	RIO VERDE/MS	MOTO HOUSE-PREF RIO VERDE-RANCHO COUNTRY-NJ VEÍCUL
7	457	EDUARDO RODRIGUES	IMP MX3	10	42.543	GASGAS	JUARA	SANTA CRUZ RENTAL
8	79	OLAIR BORGES	IMP MX3	10	44.194	YAMAHA	SINOP	CASA DAS MOTOS
9	52	JUAREZ RIBEIRO	IMP MX3	10	54.022	YAMAHA	LUCAS DO RIO VERDI	AMERICA RACING
10	85	JAY ALDEANY	IMP MX3	10	54.762	KAWASAKI	NOVA UBIRATÃ	CASA DE CARNE BOI GORDO-JD MOTOS-RB RESTAURANTE
11	110	ROGÉRIO ORNAGHI	IMP MX3	9	1 Volta	YAMAHA	SINOP	G4 VEICULOS-IMPÉRIO VEÍCULOS-SS INSTALADORA
12	93	ELIANDRO PORFIRIO	IMP MX3	9	1 Volta	HONDA	SINOP	SS INSTALADORA CONSTRUÇÃO DE OBRAS ELÉTRICAS
13	88	ALEX BORTOLUZZI	IMP MX3	8	2 Voltas	HONDA	SINOP	

Não classificado (75% = 8 Voltas)

177	DALTON PIETSCH	IMP MX3	7	3 Voltas	YAMAHA	BRASNORTE	
22	JOSÉ VAGNER	IMP MX3	4	6 Voltas	HONDA	CAMPO NOVO DO PAI	PG IMÓVEIS-TORNEARIA CAMPO NOVO

Margem da Vitoria	velocidade Media	Tempo Melhor volta	Melhor Veloc.	Melhor Volta por..
4.788	45,015	1:18.418	50,499	981 - ANDERSON CHUPEL

Cronometragem: MARCOS A. MANCINI - Diretor de Prova: JOCEMIR ZAMBONI

Orbits

MX LEMAMT - 7a Etapa

IMPORTADA MX3

Sinop/MT 1,100 Km

Treino Cronometrado

15/10/2023 09:29

Qualificação iniciado em 9:55:06

Lap	Lap Tm	Diff	Time of Day
(981) ANDERSON CHUPEL			
1	1:37.795	+15.728	9:58:13.902
2	1:24.968	+2.901	9:59:38.870
3	2:37.869	+1:15.802	10:02:16.739
4	1:22.067		10:03:38.806
(354) RAFAEL KLUGE			
1	1:27.213	+3.143	9:57:53.424
2	1:47.230	+23.160	9:59:40.654
3	1:25.086	+1.016	10:01:05.740
4	4:02.311	+2:38.241	10:05:08.051
5	1:24.070		10:06:32.121
(81) VANDERLEI MENDES			
1	1:35.469	+7.565	9:58:16.378
2	1:28.036	+0.132	9:59:44.414
3	1:27.904		10:01:12.318
4	1:28.293	+0.389	10:02:40.611
5	3:38.765	+2:10.861	10:06:19.376
(47) EDMAR LOYOLA			
1	1:45.290	+15.786	9:58:49.944
2	1:33.590	+4.086	10:00:23.534
3	1:37.766	+8.262	10:02:01.300
4	1:29.504		10:03:30.804
5	1:44.338	+14.834	10:05:15.142
6	1:29.787	+0.283	10:06:44.929
(79) OLAIR BORGES			
1	1:32.258	+1.810	9:57:52.963
2	1:32.337	+1.889	9:59:25.300
3	1:32.810	+2.362	10:00:58.110
4	1:34.702	+4.254	10:02:32.812
5	1:35.255	+4.807	10:04:08.067
6	1:30.448		10:05:38.515
(177) DALTON PIETSCH			
1	1:37.061	+6.302	9:59:42.150
2	1:35.762	+5.003	10:01:17.912
3	1:31.923	+1.164	10:02:49.835
4	1:30.759		10:04:20.594
5	2:02.541	+31.782	10:06:23.135
(984) ALEX FASBINDER			
1	1:34.452	+3.265	9:57:19.441
2	1:31.187		9:58:50.628
3	1:41.660	+10.473	10:00:32.288
4	1:56.396	+25.209	10:02:28.684
5	3:24.724	+1:53.537	10:05:53.408
(85) JAY ALDEANY			
1	2:12.500	+39.441	10:00:03.104
2	1:36.913	+3.854	10:01:40.017
3	1:40.259	+7.200	10:03:20.276
4	1:33.902	+0.843	10:04:54.178
5	1:33.059		10:06:27.237
(52) JUAREZ RIBEIRO			
1	1:52.692	+14.675	9:58:31.688
2	2:18.578	+40.561	10:00:50.266
3	1:38.017		10:02:28.283
4	2:00.690	+22.673	10:04:28.973
(22) JOSÉ VAGNER			
1	1:47.731		9:58:33.091

Lap	Lap Tm	Diff	Time of Day
2	2:18.765	+31.034	10:00:51.856
3	1:48.020	+0.289	10:02:39.876
4	1:52.942	+5.211	10:04:32.818

Lap	Lap Tm	Diff	Time of Day
-----	--------	------	-------------

MX LEMAMT - 7a Etapa

Classificado pela melhor volta

IMPORTADA MX3

Sinop/MT 1,100 Km

Treino Cronometrado

15/10/2023 09:29

Qualificação iniciado em 9:55:06

Pos	No.	Nome	Classe	M. Tempo	Diff	Moto	Cidade	Patrocinador
1	981	ANDERSON CHUPEL	IMP MX3	1:22.067		GASGAS	SINOP	MX AGRONEGÓCIOS-IDEAL GRAFICOS-AUTO SOC
2	354	RAFAEL KLUGE	IMP MX3	1:24.070	2.003	YAMAHA	LUCAS DO RIO VI	AMERICA RACING-PRECISA SHOP-AMAZON TEMP
3	81	VANDERLEI MENDES	IMP MX3	1:27.904	5.837	HONDA	COLÍDER	MECÂNICA MENDES-PREF MUNICIPAL DE COLÍDER
4	47	EDMAR LOYOLA	IMP MX3	1:29.504	7.437	YAMAHA	SORRISO	REI LAVACAR E ESTÉTICA AUTOMOTIVA
5	79	OLAIR BORGES	IMP MX3	1:30.448	8.381	YAMAHA	SINOP	CASA DAS MOTOS
6	177	DALTON PIETSCH	IMP MX3	1:30.759	8.692	YAMAHA	BRASNORTE	
7	984	ALEX FASBINDER	IMP MX3	1:31.187	9.120	YAMAHA	SINOP	AGROBOI
8	85	JAY ALDEANY	IMP MX3	1:33.059	10.992	KAWASAKI	NOVA UBIRATÃ	CASA DE CARNE BOI GORDO-JD MOTOS-RB RES
9	52	JUAREZ RIBEIRO	IMP MX3	1:38.017	15.950	YAMAHA	LUCAS DO RIO VI	AMERICA RACING
10	22	JOSÉ VAGNER	IMP MX3	1:47.731	25.664	HONDA	CAMPO NOVO DO	PG IMÓVEIS-TORNEARIA CAMPO NOVO

MX LEMAMT - 7a Etapa

IMPORTADA MX4

Sinop/MT 1,100 Km

Corrida

15/10/2023 15:00

Corrida iniciado em 16:35:38

Lap	Lap Tm	Diff	Time of Day
(354) RAFAEL KLUGE			
1	1:21.735	+0.341	16:38:08.662
2	1:22.061	+0.667	16:39:30.723
3	1:23.606	+2.212	16:40:54.329
4	1:22.816	+1.422	16:42:17.145
5	1:23.247	+1.853	16:43:40.392
6	1:22.314	+0.920	16:45:02.706
7	1:22.882	+1.488	16:46:25.588
8	1:21.394		16:47:46.982
9	1:21.672	+0.278	16:49:08.654
10	1:23.637	+2.243	16:50:32.291

(5) ELIZEU FERREIRA			
1	1:25.934	+5.125	16:38:20.154
2	1:23.750	+2.941	16:39:43.904
3	1:21.520	+0.711	16:41:05.424
4	1:22.926	+2.117	16:42:28.350
5	1:23.488	+2.679	16:43:51.838
6	1:20.809		16:45:12.647
7	1:21.097	+0.288	16:46:33.744
8	1:21.202	+0.393	16:47:54.946
9	1:20.839	+0.030	16:49:15.785
10	1:24.223	+3.414	16:50:40.008

(7) ALEXSANDER CHUPEL			
1	1:23.771	+0.212	16:38:13.674
2	1:24.296	+0.737	16:39:37.970
3	1:25.348	+1.789	16:41:03.318
4	1:24.435	+0.876	16:42:27.753
5	1:23.559		16:43:51.312
6	1:26.660	+3.101	16:45:17.972
7	1:27.110	+3.551	16:46:45.082
8	1:28.326	+4.767	16:48:13.408
9	1:25.745	+2.186	16:49:39.153
10	1:24.325	+0.766	16:51:03.478

(52) JUAREZ RIBEIRO			
1	1:27.143	+4.168	16:38:22.281
2	1:24.803	+1.828	16:39:47.084
3	1:27.337	+4.362	16:41:14.421
4	1:24.244	+1.269	16:42:38.665
5	1:24.932	+1.957	16:44:03.597
6	1:25.628	+2.653	16:45:29.225
7	1:23.870	+0.895	16:46:53.095
8	1:22.975		16:48:16.070
9	1:24.320	+1.345	16:49:40.390
10	1:24.736	+1.761	16:51:05.126

(79) OLAIR BORGES			
1	1:27.267	+4.127	16:38:21.098
2	1:27.139	+3.999	16:39:48.237
3	1:32.308	+9.168	16:41:20.545
4	1:25.202	+2.062	16:42:45.747
5	1:24.984	+1.844	16:44:10.731
6	1:24.672	+1.532	16:45:35.403
7	1:23.140		16:46:58.543
8	1:24.294	+1.154	16:48:22.837
9	1:25.163	+2.023	16:49:48.000
10	1:28.004	+4.864	16:51:16.004

(110) ROGÉRIO ORNAGHI			
1	1:26.378	+0.854	16:38:25.629
2	1:25.620	+0.096	16:39:51.249
3	1:26.291	+0.767	16:41:17.540
4	1:26.858	+1.334	16:42:44.398

5	1:25.947	+0.423	16:44:10.345
6	1:28.939	+3.415	16:45:39.284
7	1:25.668	+0.144	16:47:04.952
8	1:25.524		16:48:30.476
9	1:26.466	+0.942	16:49:56.942
10	1:28.402	+2.878	16:51:25.344

(21) JOÃO BATISTA			
1	1:26.916	+0.986	16:38:19.689
2	1:25.930		16:39:45.619
3	1:27.475	+1.545	16:41:13.094
4	1:27.530	+1.600	16:42:40.624
5	1:27.074	+1.144	16:44:07.698
6	1:27.718	+1.788	16:45:35.416
7	1:27.990	+2.060	16:47:03.406
8	1:28.294	+2.364	16:48:31.700
9	1:29.834	+3.904	16:50:01.534
10	1:30.972	+5.042	16:51:32.506

(22) JOSÉ VAGNER			
1	1:28.106	+2.352	16:38:30.427
2	1:27.063	+1.309	16:39:57.490
3	1:28.253	+2.499	16:41:25.743
4	1:26.185	+0.431	16:42:51.928
5	1:27.100	+1.346	16:44:19.028
6	1:26.940	+1.186	16:45:45.968
7	1:28.700	+2.946	16:47:14.668
8	1:25.754		16:48:40.422
9	1:25.881	+0.127	16:50:06.303
10	1:30.019	+4.265	16:51:36.322

(70) WAGNER DELARICA			
1	1:30.897	+3.520	16:38:34.077
2	1:27.830	+0.453	16:40:01.907
3	1:29.513	+2.136	16:41:31.420
4	1:28.073	+0.696	16:42:59.493
5	1:28.684	+1.307	16:44:28.177
6	1:28.344	+0.967	16:45:56.521
7	1:27.378	+0.001	16:47:23.899
8	1:27.377		16:48:51.276
9	1:29.101	+1.724	16:50:20.377
10	1:37.649	+10.272	16:51:58.026

(93) ELIANDRO PORFIRIO			
1	1:30.303	+1.882	16:38:30.717
2	1:29.894	+1.473	16:40:00.611
3	1:28.710	+0.289	16:41:29.321
4	1:28.421		16:42:57.742
5	1:29.290	+0.869	16:44:27.032
6	1:30.507	+2.086	16:45:57.539
7	1:33.802	+5.381	16:47:31.341
8	1:29.164	+0.743	16:49:00.505
9	1:38.735	+10.314	16:50:39.240

(243) ALEXANDRE SOUZA			
1	1:33.885		16:38:35.508
2	1:35.249	+1.364	16:40:10.757
3	1:38.017	+4.132	16:41:48.774
4	1:34.838	+0.953	16:43:23.612
5	1:34.466	+0.581	16:44:58.078
6	1:39.344	+5.459	16:46:37.422
7	1:34.750	+0.865	16:48:12.172
8	1:48.111	+14.226	16:50:00.283
9	1:43.605	+9.720	16:51:43.888

(461) GILMAR MORENO			
----------------------------	--	--	--

1	1:29.279	+0.982	16:38:20.441
2	1:36.104	+7.807	16:39:56.545
3	1:30.299	+2.002	16:41:26.844
4	1:28.297		16:42:55.141
5	1:39.729	+11.432	16:44:34.870
6	2:32.486	+11.04189	16:47:07.356
7	1:29.166	+0.869	16:48:36.522
8	1:32.124	+3.827	16:50:08.646
9	1:41.174	+12.877	16:51:49.820

(84) CLÁUDIO CALCILIARI			
1	1:40.100		16:38:46.375
2	1:43.004	+2.904	16:40:29.379
3	1:44.907	+4.807	16:42:14.286
4	1:42.475	+2.375	16:43:56.761
5	1:45.348	+5.248	16:45:42.109
6	1:41.903	+1.803	16:47:24.012
7	1:41.320	+1.220	16:49:05.332
8	1:41.859	+1.759	16:50:47.191

(51) MARCIO BRITO			
1	1:44.265	+2.973	16:38:54.112
2	1:43.405	+2.113	16:40:37.517
3	1:42.569	+1.277	16:42:20.086
4	1:42.205	+0.913	16:44:02.291
5	1:44.964	+3.672	16:45:47.255
6	1:43.209	+1.917	16:47:30.464
7	1:41.292		16:49:11.756
8	1:44.988	+3.696	16:50:56.744

(35) MARCIO BENTO			
1	1:47.396		16:39:20.961
2	1:51.650	+4.254	16:41:12.611
3	1:56.282	+8.886	16:43:08.893
4	1:51.808	+4.412	16:45:00.701
5	1:55.639	+8.243	16:46:56.340
6	2:00.021	+12.625	16:48:56.361
7	2:58.306	+11:10.910	16:51:54.667

(90) JOHN WILLIAM			
1	1:29.686		16:38:23.196
2	1:30.281	+0.595	16:39:53.477
3	1:58.173	+28.487	16:41:51.650
4	1:30.148	+0.462	16:43:21.798
5	1:34.933	+5.247	16:44:56.731

(94) ELOIR VOLKWS			
1	1:36.250		16:38:34.475

(27) EDUARDO XAVIER			
1	2:06.690		16:39:25.830

MX LEMAMT - 7a Etapa

Classificado por voltas

IMPORTADA MX4

Sinop/MT 1,100 Km

Corrida

15/10/2023 15:00

Corrida iniciado em 16:35:38

Pos	No.	Nome	Classe	Voltas	Diff	Moto	Cidade	Patrocinador
1	354	RAFAEL KLUGE	IMP MX4	10		YAMAHA	LUCAS DO RIO VERDI	AMERICA RACING-PRECISA SHOP-AMAZON TEMPER
2	5	ELIZEU FERREIRA	IMP MX4	10	7.717	KAWASAKI	RIO VERDE/MS	MOTO HOUSE
3	7	ALEXSANDER CHUPEL	IMP MX4	10	31.187	KAWASAKI	SORRISO	AUTO SOCORRO SANTO ANJO
4	52	JUAREZ RIBEIRO	IMP MX4	10	32.835	YAMAHA	LUCAS DO RIO VERDI	AMERICA RACING
5	79	OLAIR BORGES	IMP MX4	10	43.713	YAMAHA	SINOP	CASA DAS MOTOS
6	110	ROGÉRIO ORNAGHI	IMP MX4	10	53.053	YAMAHA	SINOP	G4 VEICULOS-IMPÉRIO VEÍCULOS-SS INSTALADORA
7	21	JOÃO BATISTA	IMP MX4	10	1:00.215	HONDA	COLIDER	PREF MUNICIPAL DE COLIDER-NENOMOTOS
8	22	JOSÉ VAGNER	IMP MX4	10	1:04.031	HONDA	CAMPO NOVO DO PAI	PG IMÓVEIS-TORNEARIA CAMPO NOVO
9	70	WAGNER DELARICA	IMP MX4	10	1:25.735	YAMAHA	JUARA	PORTO DE AREIA DELARICA
10	93	ELIANDRO PORFIRIO	IMP MX4	9	1 Volta	HONDA	SINOP	SS INSTALADORA CONSTRUÇÃO DE OBRAS ELÉTRICAS
11	243	ALEXANDRE SOUZA	IMP MX4	9	1 Volta	YAMAHA	COMODORO	TEND TUDO ALEXANDRE
12	461	GILMAR MORENO	IMP MX4	9	1 Volta	YAMAHA	SINOP	BOX1 MULTIMARCA-IDEAL GRÁFICOS
13	84	CLÁUDIO CALCICOLARI	IMP MX4	8	2 Voltas	YAMAHA	SORRISO	AGRO CALCICOLARI-CHICÃO RACING
14	51	MARCIO BRITO	IMP MX4	8	2 Voltas	HONDA	NOVA MUTUM	

Não classificado (75% = 8 Voltas)

35	MARCIO BENTO	IMP MX4	7	3 Voltas	HONDA	COLÍDER	
90	JOHN WILLIAM	IMP MX4	5	5 Voltas	YAMAHA	SINOP	CASA DA SUSPENSÃO - ECO CENTAURO SISTEMAS-ARTE FARMÁ
94	ELOIR VOLKWS	IMP MX4	1	9 Voltas	HONDA	UNIÃO DO NORTE	
27	EDUARDO XAVIER	IMP MX4	1	9 Voltas	YAMAHA	PORTO DOS GAÚCHOS	XEA CONSULTORIA

Margem da Vitoria

velocidade Media

Tempo Melhor volta

Melhor Veloc.

Melhor Volta por..

7.717

44,297

1:20.809

49,004

5 - ELIZEU FERREIRA

Cronometragem: MARCOS A. MANCINI - Diretor de Prova: JOCEMIR ZAMBONI

Orbits

MX LEMAMT - 7a Etapa

IMPORTADA MX4

Sinop/MT 1,100 Km

Treino Cronometrado

15/10/2023 10:40

Qualificação iniciado em 10:45:21

Lap	Lap Tm	Diff	Time of Day
(354) RAFAEL KLUGE			
1	1:25.405	+1.859	10:47:09.646
2	1:33.081	+9.535	10:48:42.727
3	1:23.546		10:50:06.273
4	1:25.034	+1.488	10:51:31.307
5	1:24.391	+0.845	10:52:55.698
6	1:25.375	+1.829	10:54:21.073
7	1:25.625	+2.079	10:55:46.698
(7) ALEXSANDER CHUPEL			
1	2:13.926	+48.917	10:50:55.120
2	1:20.274	-4.735	10:52:15.394
3	1:38.007	+12.998	10:53:53.401
4	1:30.723	+5.714	10:55:24.124
5	1:25.009		10:56:49.133
(52) JUAREZ RIBEIRO			
1	1:37.490	+9.767	10:48:46.524
2	1:29.742	+2.019	10:50:16.266
3	1:56.124	+28.401	10:52:12.390
4	1:28.461	+0.738	10:53:40.851
5	1:50.885	+23.162	10:55:31.736
6	1:27.723		10:56:59.459
(79) OLAIR BORGES			
1	1:30.953	+2.749	10:49:27.408
2	1:29.227	+1.023	10:50:56.635
3	1:32.886	+4.682	10:52:29.521
4	1:29.186	+0.982	10:53:58.707
5	1:29.434	+1.230	10:55:28.141
6	1:28.204		10:56:56.345
(90) JOHN WILLIAM			
1	1:37.545	+9.180	10:48:25.262
2	1:28.365		10:49:53.627
3	1:30.448	+2.083	10:51:24.075
4	1:30.295	+1.930	10:52:54.370
5	3:06.876	+1:38.511	10:56:01.246
6	1:29.304	+0.939	10:57:30.550
(5) ELIZEU FERREIRA			
1	1:38.955	+9.670	10:48:17.657
2	1:33.655	+4.370	10:49:51.312
3	1:30.802	+1.517	10:51:22.114
4	1:30.407	+1.122	10:52:52.521
5	1:31.582	+2.297	10:54:24.103
6	1:29.285		10:55:53.388
(461) GILMAR MORENO			
1	1:56.150	+26.252	10:49:11.760
2	1:29.898		10:50:41.658
3	1:43.343	+13.445	10:52:25.001
4	1:32.751	+2.853	10:53:57.752
5	3:12.037	+1:42.139	10:57:09.789
(22) JOSÉ VAGNER			
1	1:42.811	+10.814	10:48:59.592
2	1:32.355	+0.358	10:50:31.947
3	1:36.658	+4.661	10:52:08.605
4	1:33.761	+1.764	10:53:42.366
5	1:31.997		10:55:14.363
6	2:25.711	+53.714	10:57:40.074
(21) JOÃO BATISTA			
1	1:43.935	+11.636	10:48:34.813

Lap	Lap Tm	Diff	Time of Day
2	1:32.299		10:50:07.112
3	1:45.697	+13.398	10:51:52.809
4	1:37.233	+4.934	10:53:30.042
5	1:34.184	+1.885	10:55:04.226
6	1:33.595	+1.296	10:56:37.821
(110) ROGÉRIO ORNAGHI			
1	1:39.366	+3.870	10:50:30.694
2	2:52.485	+1:16.989	10:53:23.179
3	1:40.214	+4.718	10:55:03.393
4	1:35.496		10:56:38.889
(29) JUCA			
1	1:53.108	+14.063	10:48:58.367
2	1:39.045		10:50:37.412
3	2:03.272	+24.227	10:52:40.684
(84) CLÁUDIO CALCIIOLARI			
1	2:01.565	+15.463	10:49:03.019
2	1:46.102		10:50:49.121
3	1:55.332	+9.230	10:52:44.453
4	2:18.759	+32.657	10:55:03.212
5	1:55.299	+9.197	10:56:58.511
(93) ELIANDRO PORFIRIO			
1	2:09.251	+21.498	10:49:08.599
2	1:59.196	+11.443	10:51:07.795
3	2:05.354	+17.601	10:53:13.149
4	1:48.008	+0.255	10:55:01.157
5	1:47.753		10:56:48.910
(35) MARCIO BENTO			
1	1:59.641	+9.999	10:50:02.070
2	1:54.831	+5.189	10:51:56.901
3	1:55.251	+5.609	10:53:52.152
4	1:49.642		10:55:41.794
5	1:52.690	+3.048	10:57:34.484
(94) ELOIR VOLKWS			
1	2:17.633	+13.198	10:54:38.874
2	2:04.435		10:56:43.309
(111) JEREMIAS ROMERO			
1	2:13.399		10:49:38.894

Cronometragem: MARCOS A. MANCINI - Diretor de Prova: JOCEMIR ZAMBONI

Orbits

MX LEMAMT - 7a Etapa

Classificado pela melhor volta

IMPORTADA MX4

Sinop/MT 1,100 Km

Treino Cronometrado

15/10/2023 10:40

Qualificação iniciado em 10:45:21

Pos	No.	Nome	Classe	M. Tempo	Diff	Moto	Cidade	Patrocinador
1	354	RAFAEL KLUGE	IMP MX4	1:23.546		YAMAHA	LUCAS DO RIO VI	AMERICA RACING-PRECISA SHOP-AMAZON TEMP
2	7	ALEXSANDER CHUPEL	IMP MX4	1:25.009	1.463	KAWASAKI	SORRISO	AUTO SOCORRO SANTO ANJO
3	52	JUAREZ RIBEIRO	IMP MX4	1:27.723	4.177	YAMAHA	LUCAS DO RIO VI	AMERICA RACING
4	79	OLAIR BORGES	IMP MX4	1:28.204	4.658	YAMAHA	SINOP	CASA DAS MOTOS
5	90	JOHN WILLIAM	IMP MX4	1:28.365	4.819	YAMAHA	SINOP	CASA DA SUSPENSÃO - ECU CENTRAL DO SISTEMA S
6	5	ELIZEU FERREIRA	IMP MX4	1:29.285	5.739	KAWASAKI	RIO VERDE/MS	MOTO HOUSE
7	461	GILMAR MORENO	IMP MX4	1:29.898	6.352	YAMAHA	SINOP	BOX1 MULTIMARCA-IDEAL GRÁFICOS
8	22	JOSÉ VAGNER	IMP MX4	1:31.997	8.451	HONDA	CAMPO NOVO DO	PG IMÓVEIS-TORNEARIA CAMPO NOVO
9	21	JOÃO BATISTA	IMP MX4	1:32.299	8.753	HONDA	COLIDER	PREF MUNICIPAL DE COLIDER-NENOMOTOS
10	110	ROGÉRIO ORNAGHI	IMP MX4	1:35.496	11.950	YAMAHA	SINOP	G4 VEICULOS-IMPÉRIO VEÍCULOS-SS INSTALAD
11	29	JUCA	IMP MX4	1:39.045	15.499	KAWASAKI	SORRISO	MOTO IDEAL-CHICÃO RACING SCHOOL
12	84	CLÁUDIO CALCIOLARI	IMP MX4	1:46.102	22.556	YAMAHA	SORRISO	AGRO CALCIOLARI-CHICÃO RACING
13	93	ELIANDRO PORFIRIO	IMP MX4	1:47.753	24.207	HONDA	SINOP	SS INSTALADORA CONSTRUÇÃO DE OBRAS ELÉT
14	35	MARCIO BENTO	IMP MX4	1:49.642	26.096	HONDA	COLÍDER	
15	94	ELOIR VOLKWS	IMP MX4	2:04.435	40.889	HONDA	UNIÃO DO NORT	
16	111	JEREMIAS ROMERO	IMP MX4	2:13.399	49.853	KAWASAKI	JUARA	BORRACHARIA DO JEREBÁ-BARRACA SHOW -FAZI

MX LEMAMT - 7a Etapa

JUVENIL

Sinop/MT 1,100 Km

Corrida

14/10/2023 16:20

Corrida iniciado em 16:50:47

Lap	Lap Tm	Diff	Time of Day
(511) GUILHERME FERREIRA			
1	1:18.902	+1.128	16:53:07.073
2	1:18.556	+0.782	16:54:25.629
3	1:18.395	+0.621	16:55:44.024
4	1:18.128	+0.354	16:57:02.152
5	1:20.863	+3.089	16:58:23.015
6	1:18.082	+0.308	16:59:41.097
7	1:18.695	+0.921	17:00:59.792
8	1:17.774		17:02:17.566
9	1:19.031	+1.257	17:03:36.597
(37) GUSTAVO AQUINO			
1	1:18.973	+2.925	16:53:25.240
2	1:18.417	+2.369	16:54:43.657
3	1:16.602	+0.554	16:56:00.259
4	1:19.467	+3.419	16:57:19.726
5	1:17.734	+1.686	16:58:37.460
6	1:18.387	+2.339	16:59:55.847
7	1:18.702	+2.654	17:01:14.549
8	1:16.048		17:02:30.597
9	1:16.787	+0.739	17:03:47.384
(254) ENZO CHUPEL			
1	1:21.405	+0.067	16:53:13.686
2	1:21.338		16:54:35.024
3	1:22.665	+1.327	16:55:57.689
4	1:29.020	+7.682	16:57:26.709
5	1:22.764	+1.426	16:58:49.473
6	1:24.489	+3.151	17:00:13.962
7	1:25.951	+4.613	17:01:39.913
8	1:24.138	+2.800	17:03:04.051
9	1:23.891	+2.553	17:04:27.942
(18) MATHEUS FAVALESSA			
1	1:32.376	+1.482	16:53:36.564
2	1:31.169	+0.275	16:55:07.733
3	1:30.894		16:56:38.627
4	1:35.173	+4.279	16:58:13.800
5	1:34.000	+3.106	16:59:47.800
6	1:36.982	+6.088	17:01:24.782
7	1:36.077	+5.183	17:03:00.859
8	1:34.199	+3.305	17:04:35.058
(70) LUIZ LIMA			
1	1:31.825	+3.081	16:53:54.756
2	1:32.196	+3.452	16:55:26.952
3	1:30.981	+2.237	16:56:57.933
4	1:32.897	+4.153	16:58:30.830
5	1:32.656	+3.912	17:00:03.486
6	1:32.466	+3.722	17:01:35.952
7	1:31.841	+3.097	17:03:07.793
8	1:28.744		17:04:36.537
(51) MÁRCIO GABRIEL			
1	1:50.819	+2.251	16:54:09.257
2	1:48.568		16:55:57.825
3	1:52.476	+3.908	16:57:50.301
4	1:52.743	+4.175	16:59:43.044
5	2:00.038	+11.470	17:01:43.082
6	1:59.971	+11.403	17:03:43.053
(77) MATHEUS FELIPE			
1	1:43.547	+0.652	16:53:58.015
2	1:42.895		16:55:40.910
3	2:44.723	+1:01.828	16:58:25.633

Lap	Lap Tm	Diff	Time of Day
4	1:51.570	+8.675	17:00:17.203
5	2:02.809	+19.914	17:02:20.012
6	1:59.410	+16.515	17:04:19.422
(31) OTÁVIO ROMERO			
1	1:32.378	+2.212	16:53:37.912
2	1:31.268	+1.102	16:55:09.180
3	1:30.166		16:56:39.346
(216) MARCELO MORENO			
1	1:39.140	+1.077	16:54:04.655
2	1:38.063		16:55:42.718

Lap Lap Tm Diff Time of Day

MX LEMAMT - 7a Etapa

Classificado por voltas

JUVENIL

Sinop/MT 1,100 Km

Corrida

14/10/2023 16:20

Corrida iniciado em 16:50:47

Pos	No.	Nome	Classe	Voltas	Diff	Moto	Cidade	Patrocinador
1	511	GUILHERME FERREIRA	JUV	9		GASGAS	BRASNORTE	ALEX FASBINDER-MEGA BOM SORVETES-POSTO UNIÃO DE BR
2	37	GUSTAVO AQUINO	JUV	9	10.787	GASGAS	PEIXOTO DE AZEVEDO	TEAM ZANKCO RACING-MINERADORA SÃO MATHEUS-GOLD MI
3	254	ENZO CHUPEL	JUV	9	51.345	GASGAS	SINOP	
4	18	MATHEUS FAVALESSA	JUV	8	1 Volta	HUSQVARNA	NOVA MUTUM	H M MULTIMARCAS-H M MOTOS-NORTELAB DIAGNÓSTICA-EXTR
5	70	LUIZ LIMA	JUV	8	1 Volta	GASGAS	SORRISO	ADVOCACIA LIMA-CHICÃO MX SCHOOL
6	51	MÁRCIO GABRIEL	JUV	6	3 Voltas	YAMAHA	NOVA MUTUM	
7	77	MATHEUS FELIPE	JUV	6	3 Voltas	HONDA	TERRA NOVA DO NOR	PARAÍSO FISH-FARMÁCIA MEGA POPULAR
8	31	OTÁVIO ROMERO	JUV	3	6 Voltas	HONDA	JUARA	BORRACHARIA DO JEREBA-BARRACA SHOW-FAZENDA SÃO MIC
9	216	MARCELO MORENO	JUV	2	7 Voltas	YAMAHA	SINOP	BOX1 MULTIMARCA-IDEAL GRÁFICOS

Margem da Vitoria

velocidade Media

Tempo Melhor volta

Melhor Veloc.

Melhor Volta por..

10.787

46,352

1:16.048

52,072

37 - GUSTAVO AQUINO

Cronometragem: MARCOS A. MANCINI - Diretor de Prova: JOCEMIR ZAMBONI

Orbits

MX LEMAMT - 7a Etapa

JUVENIL

Sinop/MT 1,100 Km

Treino Cronometrado

14/10/2023 15:00

Qualificação iniciado em 15:49:45

Lap Lap Tm Diff Time of Day

(37) GUSTAVO AQUINO

Lap	Lap Tm	Diff	Time of Day
1	1:21.320	+5.534	15:51:09.233
2	1:19.077	+3.291	15:52:28.310
3	1:16.934	+1.148	15:53:45.244
4	1:17.902	+2.116	15:55:03.146
5	1:42.414	+26.628	15:56:45.560
6	1:15.786		15:58:01.346
7	1:16.901	+1.115	15:59:18.247
8	1:15.817	+0.031	16:00:34.064

(511) GUILHERME FERREIRA

Lap	Lap Tm	Diff	Time of Day
1	1:22.799	+3.814	15:51:58.747
2	1:25.087	+6.102	15:53:23.834
3	1:19.048	+0.063	15:54:42.882
4	1:18.985		15:56:01.867

(254) ENZO CHUPEL

Lap	Lap Tm	Diff	Time of Day
1	1:28.566	+5.393	15:53:26.873
2	1:24.249	+1.076	15:54:51.122
3	1:23.975	+0.802	15:56:15.097
4	1:23.173		15:57:38.270
5	1:23.988	+0.815	15:59:02.258
6	1:23.396	+0.223	16:00:25.654

(70) LUIZ LIMA

Lap	Lap Tm	Diff	Time of Day
1	1:39.390	+8.128	15:52:33.632
2	2:25.312	+54.050	15:54:58.944
3	1:32.438	+1.176	15:56:31.382
4	2:05.071	+33.809	15:58:36.453
5	1:31.262		16:00:07.715

(18) MATHEUS FAVALESSA

Lap	Lap Tm	Diff	Time of Day
1	1:34.591	+2.748	15:57:00.761
2	1:31.843		15:58:32.604
3	2:21.727	+49.884	16:00:54.331

(31) OTÁVIO ROMERO

Lap	Lap Tm	Diff	Time of Day
1	1:41.938	+8.503	15:52:59.747
2	1:35.579	+2.144	15:54:35.326
3	1:35.749	+2.314	15:56:11.075
4	1:33.435		15:57:44.510
5	1:35.893	+2.458	15:59:20.403
6	2:02.165	+28.730	16:01:22.568

(216) MARCELO MORENO

Lap	Lap Tm	Diff	Time of Day
1	1:50.393	+15.451	15:52:58.017
2	1:42.574	+7.632	15:54:40.591
3	1:37.336	+2.394	15:56:17.927
4	1:35.938	+0.996	15:57:53.865
5	1:34.942		15:59:28.807
6	1:35.729	+0.787	16:01:04.536

(77) MATHEUS FELIPE

Lap	Lap Tm	Diff	Time of Day
1	1:46.214	+1.477	15:52:47.839
2	1:45.197	+0.460	15:54:33.036
3	1:44.737		15:56:17.773
4	1:44.884	+0.147	15:58:02.657
5	1:46.928	+2.191	15:59:49.585

(12) MÁRCIO GABRIEL

Lap	Lap Tm	Diff	Time of Day
1	2:06.932	+12.578	15:55:26.540
2	1:54.354		15:57:20.894
3	2:00.163	+5.809	15:59:21.057
4	2:06.016	+11.662	16:01:27.073

Lap Lap Tm Diff Time of Day

Lap Lap Tm Diff Time of Day

MX LEMAMT - 7a Etapa

Classificado pela melhor volta

JUVENIL

Sinop/MT 1,100 Km

Treino Cronometrado

14/10/2023 15:00

Qualificação iniciado em 15:49:45

Pos	No.	Nome	Classe	M. Tempo	Diff	Moto	Cidade	Patrocinador
1	37	GUSTAVO AQUINO	JUV	1:15.786		GASGAS	PEIXOTO DE AZE	TEAM ZANKCO RACING-MINERADORA SÃO MATH
2	511	GUILHERME FERREIRA	JUV	1:18.985	3.199	GASGAS	BRASNORTE	ALEX FASBINDER-MEGA BOM SORVETES-POSTO
3	254	ENZO CHUPEL	JUV	1:23.173	7.387	GASGAS	SINOP	
4	70	LUIZ LIMA	JUV	1:31.262	15.476	GASGAS	SORRISO	ADVOCACIA LIMA-CHICÃO MX SCHOOL
5	18	MATHEUS FAVALESSA	JUV	1:31.843	16.057	HUSQVARNA	NOVA MUTUM	HN MULTIMARCAS-HN MOTOS-NORTE LAB DIAGN
6	31	OTÁVIO ROMERO	JUV	1:33.435	17.649	HONDA	JUARA	BORRACHARIA DO JEREBÁ-BARRACA SHOW-FAZ
7	216	MARCELO MORENO	JUV	1:34.942	19.156	YAMAHA	SINOP	BOX1 MULTIMARCA-IDEAL GRÁFICOS
8	77	MATHEUS FELIPE	JUV	1:44.737	28.951	HONDA	TERRA NOVA DO	PARAÍSO FISH-FARMÁCIA MEGA POPULAR
9	12	MÁRCIO GABRIEL	JUV	1:54.354	38.568	YAMAHA	NOVA MUTUM	

MX LEMAMT - 7a Etapa

NACIONAL FORÇA LIVRE / OPEN

Sinop/MT, 1,100 Km

Corrida

15/10/2023 12:00

Corrida iniciado em 13:58:47

Lap	Lap Tm	Diff	Time of Day
(2) MARCOS ALEXANDRE			
1	1:17.864	+2.426	14:01:10.108
2	1:18.775	+3.337	14:02:28.883
3	1:16.740	+1.302	14:03:45.623
4	1:19.141	+3.703	14:05:04.764
5	1:26.395	+10.957	14:06:31.159
6	1:15.438		14:07:46.597
7	1:17.703	+2.265	14:09:04.300
8	1:17.374	+1.936	14:10:21.674
9	1:17.939	+2.501	14:11:39.613
10	1:18.460	+3.022	14:12:58.073
11	1:19.589	+4.151	14:14:17.662

Lap	Lap Tm	Diff	Time of Day
(69) ROMÁRIO ROSA			
1	1:18.156	+0.257	14:01:11.926
2	1:17.899		14:02:29.825
3	1:18.198	+0.299	14:03:48.023
4	1:19.542	+1.643	14:05:07.565
5	1:19.291	+1.392	14:06:26.856
6	1:19.129	+1.230	14:07:45.985
7	1:18.032	+0.133	14:09:04.017
8	1:21.014	+3.115	14:10:25.031
9	1:19.915	+2.016	14:11:44.946
10	1:21.410	+3.511	14:13:06.356
11	1:35.837	+17.938	14:14:42.193

Lap	Lap Tm	Diff	Time of Day
(737) BRYAN RHUAN			
1	1:31.105	+9.730	14:01:28.315
2	1:25.009	+3.634	14:02:53.324
3	1:24.995	+3.620	14:04:18.319
4	1:26.122	+4.747	14:05:44.441
5	1:24.542	+3.167	14:07:08.983
6	1:23.317	+1.942	14:08:32.300
7	1:25.735	+4.360	14:09:58.035
8	1:23.816	+2.441	14:11:21.851
9	1:21.375		14:12:43.226
10	1:22.405	+1.030	14:14:05.631
11	1:24.657	+3.282	14:15:30.288

Lap	Lap Tm	Diff	Time of Day
(47) EDMAR LOYOLA			
1	1:29.439	+6.978	14:01:35.629
2	1:26.603	+4.142	14:03:02.232
3	1:25.797	+3.336	14:04:28.029
4	1:24.177	+1.716	14:05:52.206
5	1:25.124	+2.663	14:07:17.330
6	1:24.095	+1.634	14:08:41.425
7	1:25.827	+3.366	14:10:07.252
8	1:23.716	+1.255	14:11:30.968
9	1:22.461		14:12:53.429
10	1:26.647	+4.186	14:14:20.076

Lap	Lap Tm	Diff	Time of Day
(5) ELIZEU FERREIRA			
1	1:31.354	+8.358	14:01:38.400
2	1:28.717	+5.721	14:03:07.117
3	1:24.993	+1.997	14:04:32.110
4	1:25.114	+2.118	14:05:57.224
5	1:26.938	+3.942	14:07:24.162
6	1:22.996		14:08:47.158
7	1:24.092	+1.096	14:10:11.250
8	1:24.640	+1.644	14:11:35.890
9	1:24.041	+1.045	14:12:59.931
10	1:25.604	+2.608	14:14:25.535

Lap	Lap Tm	Diff	Time of Day
(21) JOÃO BATISTA			
1	1:30.504	+5.474	14:01:44.911

Lap	Lap Tm	Diff	Time of Day
2	1:26.561	+1.531	14:03:11.472
3	1:28.369	+3.339	14:04:39.841
4	1:28.752	+3.722	14:06:08.593
5	1:25.030		14:07:33.623
6	1:25.166	+0.136	14:08:58.789
7	1:26.577	+1.547	14:10:25.366
8	1:28.075	+3.045	14:11:53.441
9	1:25.038	+0.008	14:13:18.479
10	1:26.663	+1.633	14:14:45.142

Lap	Lap Tm	Diff	Time of Day
(26) JOHN WILLIAM			
1	1:27.399		14:01:28.005
2	1:30.728	+3.329	14:02:58.733
3	1:29.301	+1.902	14:04:28.034
4	1:28.865	+1.466	14:05:56.899
5	1:28.960	+1.561	14:07:25.859
6	1:29.064	+1.665	14:08:54.923
7	1:29.660	+2.261	14:10:24.583
8	1:28.018	+0.619	14:11:52.601
9	1:27.824	+0.425	14:13:20.425
10	1:31.012	+3.613	14:14:51.437

Lap	Lap Tm	Diff	Time of Day
(91) NIEDSON DA SILVA			
1	1:27.835		14:01:32.892
2	1:36.587	+8.752	14:03:09.479
3	1:29.925	+2.090	14:04:39.404
4	1:45.842	+18.007	14:06:25.246
5	1:41.640	+13.805	14:08:06.886
6	1:34.012	+6.177	14:09:40.898
7	1:34.071	+6.236	14:11:14.969
8	1:36.203	+8.368	14:12:51.172
9	1:42.545	+17.710	14:14:33.717

Lap	Lap Tm	Diff	Time of Day
(22) ROBSOM OZÓRIO			
1	1:42.283	+10.341	14:01:56.176
2	1:39.510	+7.568	14:03:35.686
3	1:36.593	+4.651	14:05:12.279
4	1:35.077	+3.135	14:06:47.356
5	1:32.605	+0.663	14:08:19.961
6	1:31.942		14:09:51.903
7	1:33.394	+1.452	14:11:25.297
8	1:35.127	+3.185	14:13:00.424
9	1:34.208	+2.266	14:14:34.632

Lap	Lap Tm	Diff	Time of Day
(94) ELOIR VOLKWS			
1	1:40.499	+6.281	14:01:52.820
2	1:41.475	+7.257	14:03:34.295
3	1:43.552	+9.334	14:05:17.847
4	1:36.651	+2.433	14:06:54.498
5	1:36.740	+2.522	14:08:31.238
6	1:35.251	+1.033	14:10:06.489
7	1:34.218		14:11:40.707
8	1:38.596	+4.378	14:13:19.303
9	1:39.044	+4.826	14:14:58.347

Lap	Lap Tm	Diff	Time of Day
(184) CLEVERTON NEVES			
1	1:39.698	+5.226	14:01:54.980
2	1:39.859	+5.387	14:03:34.839
3	1:39.034	+4.562	14:05:13.873
4	1:36.515	+2.043	14:06:50.388
5	1:38.301	+3.829	14:08:28.689
6	1:39.878	+5.406	14:10:08.567
7	1:37.428	+2.956	14:11:45.995
8	1:38.960	+4.488	14:13:24.955
9	1:34.472		14:14:59.427

Lap	Lap Tm	Diff	Time of Day
(23) ALEXANDRE KUBOTA			
1	1:41.176	+4.660	14:01:57.178
2	1:39.495	+2.979	14:03:36.673
3	1:45.503	+8.987	14:05:22.176
4	1:37.163	+0.647	14:06:59.339
5	1:39.987	+3.471	14:08:39.326
6	1:39.127	+2.611	14:10:18.453
7	1:40.610	+4.094	14:11:59.063
8	1:36.516		14:13:35.579
9	1:37.929	+1.413	14:15:13.508

Lap	Lap Tm	Diff	Time of Day
(933) BRUNO HOFOMANN			
1	1:40.471	+3.799	14:01:58.306
2	1:40.078	+3.406	14:03:38.384
3	1:41.043	+4.371	14:05:19.427
4	1:36.672		14:06:56.099
5	1:37.065	+0.393	14:08:33.164
6	1:37.768	+1.096	14:10:10.932
7	1:44.777	+8.105	14:11:55.709
8	1:50.457	+13.785	14:13:46.166
9	1:47.461	+10.789	14:15:33.627

Lap	Lap Tm	Diff	Time of Day
(78) FÁBIO BOFFETE			
1	1:42.642	+8.030	14:01:59.154
2	1:43.029	+8.417	14:03:42.183
3	1:42.854	+8.242	14:05:25.037
4	1:42.001	+7.389	14:07:07.038
5	1:49.246	+14.634	14:08:56.284
6	1:45.767	+11.155	14:10:42.051
7	1:38.286	+3.674	14:12:20.337
8	1:40.086	+5.474	14:14:00.423
9	1:34.612		14:15:35.035

Lap	Lap Tm	Diff	Time of Day
(57) ALAN DAMATA			
1	1:38.762	+3.273	14:01:49.219
2	1:37.417	+1.928	14:03:26.636
3	1:35.489		14:05:02.125
4	2:24.555	+49.066	14:07:26.680
5	1:37.332	+1.843	14:09:04.012
6	1:40.411	+4.922	14:10:44.423
7	1:36.850	+1.361	14:12:21.273
8	1:40.402	+4.913	14:14:01.675
9	1:44.160	+8.671	14:15:45.835

Lap	Lap Tm	Diff	Time of Day
(10) ANDERSON CHENET			
1	1:43.594		14:02:05.693
2	1:49.757	+6.163	14:03:55.450
3	1:45.327	+1.733	14:05:40.777
4	1:46.985	+3.391	14:07:27.762
5	1:46.196	+2.602	14:09:13.958
6	1:45.562	+1.968	14:10:59.520
7	1:45.491	+1.897	14:12:45.011
8	1:50.972	+7.378	14:14:35.983

Lap	Lap Tm	Diff	Time of Day
(85) FÁBIO SANDRI			
1	1:35.251		14:01:44.067
2	1:37.851	+2.600	14:03:21.918
3	1:37.495	+2.244	14:04:59.413
4	1:41.283	+6.032	14:06:40.696
5	1:36.329	+1.078	14:08:17.025

Lap	Lap Tm	Diff	Time of Day
(317) BRUNO NOGUEIRA			
1	2:28.158	+15.962	14:03:29.620
2	2:53.649	+4.1453	14:06:23.269
3	2:12.196		14:08:35.465
4	4:41.663	+2:29.467	14:13:17.128

MX LEMAMT - 7a Etapa


NACIONAL FORÇA LIVRE / OPEN

Sinop/MT 1,100 Km

Corrida

15/10/2023 12:00

Corrida iniciado em 13:58:47



Lap	Lap Tm	Diff	Time of Day
5	2:13.043	+0.847	14:15:30.171

(333) ANDRÉ SÓCIO

1	1:32.592		14:01:36.626
2	1:34.466	+1.874	14:03:11.092
3	1:36.506	+3.914	14:04:47.598

(11) GABRIEL CALDEIRA

1	1:44.318	+15.307	14:01:47.377
2	1:29.011		14:03:16.388

(26) CASSIO LOENZETI

1	1:39.064		14:01:48.918
---	----------	--	--------------

Lap	Lap Tm	Diff	Time of Day
-----	--------	------	-------------

Lap	Lap Tm	Diff	Time of Day
-----	--------	------	-------------

MX LEMAMT - 7a Etapa

Classificado por voltas

NACIONAL FORÇA LIVRE / OPEN

Sinop/MT 1,100 Km

Corrida

15/10/2023 12:00

Corrida iniciado em 13:58:47

Pos	No.	Nome	Classe	Voltas	Diff	Moto	Cidade	Patrocinador
1	2	MARCOS ALEXANDRE	FL	11		HONDA	SINOP	TEAM ZANKCO RACING-BOX 1 MULTIMARCAS-IDEAL OFF ROAD
2	69	ROMÁRIO ROSA	FL	11	24.531	HONDA	JUARA	AUTO ESCOLA TAPURAH
3	737	BRYAN RHUAN	FL	11	1:12.626	HONDA	UNIÃO DO SUL	MIKAEL-OBEDAN USINGER-ABIMAEI MOTOS
4	47	EDMAR LOYOLA	OPEN	10	1 Volta	HONDA	SORRISO	REI LAVACAR E ESTÉTICA AUTOMOTIVA-CHICÃO MX SCHOOL
5	5	ELIZEU FERREIRA	OPEN	10	1 Volta	HONDA	RIO VERDE/MS	MOTO HOUSE
6	21	JOÃO BATISTA	OPEN	10	1 Volta	HONDA	COLÍDER	PREF MUNICIPAL DE COLIDER-NENOMOTOS
7	26	JOHN WILLIAM	FL / OPEN	10	1 Volta	HONDA	SINOP	E CO CENTAURO SISTEMAS-ARTE FARMA-DIEL MADEIRAS-BOX 1
8	91	NIEDSON DA SILVA	FL	9	2 Voltas	HONDA	DIAMANTINO	HIDRÁULICA LEAL-BARRACA SHOW
9	22	ROBSOM OZÓRIO	FL	9	2 Voltas	HONDA	SORRISO	CHICÃO MX SCHOOL-REI LAVA CAR E ESTÉTICA AUTOMOTIVA
10	94	ELOIR VOLKWS	OPEN	9	2 Voltas	HONDA	UNIÃO DO NORTE	
11	184	CLEVERTON NEVES	FL	9	2 Voltas	HONDA	SINOP	AGROMASTER-XERIFE MOTORS
12	23	ALEXANDRE KUBOTA	OPEN	9	2 Voltas	HONDA	JUINA	DR RAMMER AMORIM
13	933	BRUNO HOFOMANN	FL	9	2 Voltas	HONDA	SINOP	BR3 RACING-ESTAÇÃO DAS MOTOS-KOSLINSKI MOTOS
14	78	FÁBIO BOFFETE	OPEN	9	2 Voltas	HONDA	PARANAITA	JC CONSTRUÇÃO E URBANIZAÇÃO-RETOCAR VEÍCULOS
15	57	ALAN DAMATA	FL	9	2 Voltas	HONDA	COLNIZA	AGROBOI VETERINÁRIA-DAMATA TRATORES

Não classificado (75% = 9 Voltas)

10	ANDERSON CHENET	OPEN	8	3 Voltas	HONDA	SORRISO	PRINTERS SUPRIMENTOS E INFORMÁTICA
85	FÁBIO SANDRI	OPEN	5	6 Voltas	HONDA	NOVO PROGRESSO	FAZENDA SANDRI-POSTO PARAZÃO-POSTO NP CENTER
317	BRUNO NOGUEIRA	FL / OPEN	5	6 Voltas	HONDA	SINOP	RETIFICADORA BRASIL-ESCRITÓRIO IMPÉRIO-VILLA PETIT-MÓ
333	ANDRÉ SÓCIO	FL	3	8 Voltas	HONDA	ALTA FLORESTA	ZE EMPRESA MOTOS-CONSTRUTORA RAMOS
11	GABRIEL CALDEIRA	FL	2	9 Voltas	HONDA	MORAES ALMEIDA	DIRCEU BIOLCHI-XINGU COMPRA DE OURO
26	CASSIO LOENZETI	FL	1	10 Voltas	HONDA	TANGARÁ DA SERRA	
9	RIAN PIOVESAN	FL		11 Voltas	HONDA	JAPURANA	RESTAURANTE PIOVESAN-MARTINS SOLUÇÕES AMBIENTAIS
216	GILMAR MORENO	OPEN		11 Voltas	YAMAHA	SINOP	BOX 1 MULTIMARCA-IDEAL GRÁFICOS

Margem da Vitoria

velocidade Media

Tempo Melhor volta

Melhor Veloc.

Melhor Volta por..

24.531

46,826

1:15.438

52,493

2 - MARCOS ALEXANDRE

Cronometragem: MARCOS A. MANCINI - Diretor de Prova: JOCEMIR ZAMBONI

Orbits

MX LEMAMT - 7a Etapa

NACIONAL FORÇA LIVRE / OPEN

Sinop/MT 1,100 Km

Treino Cronometrado

15/10/2023 08:20

Qualificação iniciado em 9:13:33

Lap	Lap Tm	Diff	Time of Day
(2) MARCOS ALEXANDRE			
1	1:26.683	+0.848	9:16:11.830
2	1:25.835		9:17:37.665
3	1:26.222	+0.387	9:19:03.887
(11) GABRIEL CALDEIRA			
1	1:37.135		9:19:25.151
2	1:42.753	+5.618	9:21:07.904
3	2:10.883	+33.748	9:23:18.787
(94) ELOIR VOLKWS			
1	1:47.769	+10.052	9:19:23.515
2	1:38.345	+0.628	9:21:01.860
3	1:37.717		9:22:39.577
4	1:41.361	+3.644	9:24:20.938
5	1:44.479	+6.762	9:26:05.417
(26) CASSIO LOENZETI			
1	1:44.480	+1.516	9:18:16.500
2	1:42.964		9:19:59.464
3	2:54.149	+1:11.185	9:22:53.613
(333) ANDRÉ SÓCIO			
1	1:43.898		9:24:54.592
(57) ALAN DAMATA			
1	1:50.835	+6.562	9:16:56.072
2	1:50.826	+6.553	9:18:46.898
3	2:00.175	+15.902	9:20:47.073
4	1:47.953	+3.680	9:22:35.026
5	1:44.273		9:24:19.299
6	1:51.043	+6.770	9:26:10.342
(9) RIAN PIOVESAN			
1	1:48.642		9:22:23.955
2	1:48.703	+0.061	9:24:12.658
(184) CLEVERTON NEVES			
1	1:55.059	+5.024	9:18:22.902
2	1:50.680	+0.645	9:20:13.582
3	1:50.035		9:22:03.617
4	1:51.011	+0.976	9:23:54.628
5	2:19.713	+29.678	9:26:14.341
(23) ALEXANDRE KUBOTA			
1	2:00.539		9:17:46.749
2	2:31.728	+31.189	9:20:18.477
3	2:00.855	+0.316	9:22:19.332
4	2:09.810	+9.271	9:24:29.142

Lap	Lap Tm	Diff	Time of Day
-----	--------	------	-------------

Lap	Lap Tm	Diff	Time of Day
-----	--------	------	-------------

MX LEMAMT - 7a Etapa

Classificado pela melhor volta

NACIONAL FORÇA LIVRE / OPEN

Sinop/MT 1,100 Km

Treino Cronometrado

15/10/2023 08:20

Qualificação iniciado em 9:13:33

Pos	No.	Nome	Classe	M. Tempo	Diff	Moto	Cidade	Patrocinador
1	2	MARCOS ALEXANDRE	FL	1:25.835		HONDA	SINOP	TEAM ZANKCO RACING-BOX 1 MULTIMARCAS-IDE
2	11	GABRIEL CALDEIRA	FL	1:37.135	11.300	HONDA	MORAES ALMEID	DIRCEU BIOLCHI-XINGU COMPRA DE OURO
3	94	ELOIR VOLKWS	OPEN	1:37.717	11.882	HONDA	UNIÃO DO NORT	
4	26	CASSIO LOENZETI	FL	1:42.964	17.129	HONDA	TANGARÁ DA SER	
5	333	ANDRÉ SÓCIO	FL	1:43.898	18.063	HONDA	ALTA FLORESTA	ZE EMPINA MOTOS-CONSTRUTORA RAMOS
6	57	ALAN DAMATA	FL	1:44.273	18.438	HONDA	COLNIZA	AGROBOI VETERINÁRIA-DAMATA TRATORES
7	9	RIAN PIOVESAN	FL	1:48.642	22.807	HONDA	JAPURANA	RESTAURANTE PIOVESAN-MARTINS SOLUÇÕES F
8	184	CLEVERTON NEVES	FL	1:50.035	24.200	HONDA	SINOP	AGROMASTER-XERIFE MOTORS
9	23	ALEXANDRE KUBOTA	OPEN	2:00.539	34.704	HONDA	JUINA	DR RAMMER AMORIM

MX LEMAMT - 7a Etapa

NACIONAL INTERMEDIARIA

Sinop/MT 1,100 Km

Corrida

15/10/2023 16:00

Corrida iniciado em 17:22:45

Lap	Lap Tm	Diff	Time of Day
(333) ANDRÉ SÓCIO			
1	1:24.472	+0.009	17:25:21.478
2	1:24.463		17:26:45.941
3	1:26.620	+2.157	17:28:12.561
4	1:28.067	+3.604	17:29:40.628
5	1:29.643	+5.180	17:31:10.271
6	1:29.775	+5.312	17:32:40.046
7	1:29.267	+4.804	17:34:09.313
8	1:28.758	+4.295	17:35:38.071

Lap	Lap Tm	Diff	Time of Day
(177) FABIANO MILANI			
1	1:27.305	+1.125	17:25:26.280
2	1:28.193	+2.013	17:26:54.473
3	1:26.180		17:28:20.653
4	1:28.452	+2.272	17:29:49.105
5	1:29.403	+3.223	17:31:18.508
6	1:28.379	+2.199	17:32:46.887
7	1:26.960	+0.780	17:34:13.847
8	1:31.417	+5.237	17:35:45.264

Lap	Lap Tm	Diff	Time of Day
(26) JOHN WILLIAM			
1	1:30.527	+3.102	17:25:28.445
2	1:30.292	+2.867	17:26:58.737
3	1:27.425		17:28:26.162
4	1:30.842	+3.417	17:29:57.004
5	1:28.616	+1.191	17:31:25.620
6	1:28.989	+1.564	17:32:54.609
7	1:27.851	+0.426	17:34:22.460
8	1:28.611	+1.186	17:35:51.071

Lap	Lap Tm	Diff	Time of Day
(91) NIEDSON DA SILVA			
1	1:26.361		17:25:25.183
2	1:27.704	+1.343	17:26:52.887
3	1:30.078	+3.717	17:28:22.965
4	1:30.775	+4.414	17:29:53.740
5	1:30.037	+3.676	17:31:23.777
6	1:29.842	+3.481	17:32:53.619
7	1:30.868	+4.507	17:34:24.487
8	1:27.826	+1.465	17:35:52.313

Lap	Lap Tm	Diff	Time of Day
(47) JOÃO GABRIEL			
1	1:29.584	+3.060	17:25:31.377
2	1:30.042	+3.518	17:27:01.419
3	1:30.057	+3.533	17:28:31.476
4	1:28.286	+1.762	17:29:59.762
5	1:28.987	+2.463	17:31:28.749
6	1:30.355	+3.831	17:32:59.104
7	1:26.524		17:34:25.628
8	1:29.807	+3.283	17:35:55.435

Lap	Lap Tm	Diff	Time of Day
(116) CARLOS HENRIQUE			
1	1:27.279		17:25:23.456
2	1:27.634	+0.355	17:26:51.090
3	1:29.040	+1.761	17:28:20.130
4	1:31.339	+4.060	17:29:51.469
5	1:31.763	+4.484	17:31:23.232
6	1:34.035	+6.756	17:32:57.267
7	1:38.440	+11.161	17:34:35.707
8	1:41.245	+13.966	17:36:16.952

Lap	Lap Tm	Diff	Time of Day
(31) DONER DAL CASTEL			
1	1:29.260		17:25:29.478
2	1:30.163	+0.903	17:26:59.641
3	1:30.967	+1.707	17:28:30.608
4	1:33.008	+3.748	17:30:03.616

Lap	Lap Tm	Diff	Time of Day
5	1:31.942	+2.682	17:31:35.558
6	1:31.968	+2.708	17:33:07.526
7	1:34.719	+5.459	17:34:42.245
8	1:35.904	+6.644	17:36:18.149

Lap	Lap Tm	Diff	Time of Day
(22) ROBSOM OZÓRIO			
1	1:33.694	+2.867	17:25:43.253
2	1:32.090	+1.263	17:27:15.343
3	1:34.612	+3.785	17:28:49.955
4	1:35.971	+5.144	17:30:25.926
5	1:32.519	+1.692	17:31:58.445
6	1:30.827		17:33:29.272
7	1:33.376	+2.549	17:35:02.648
8	1:33.155	+2.328	17:36:35.803

Lap	Lap Tm	Diff	Time of Day
(7) HERNANDES GOMES			
1	1:33.952	+4.015	17:25:48.268
2	1:37.199	+7.262	17:27:25.467
3	1:34.924	+4.987	17:29:00.391
4	1:35.873	+5.936	17:30:36.264
5	1:33.083	+3.146	17:32:09.347
6	1:30.894	+0.957	17:33:40.241
7	1:30.014	+0.077	17:35:10.255
8	1:29.937		17:36:40.192

Lap	Lap Tm	Diff	Time of Day
(26) CASSIO LORENZETTI			
1	1:31.570		17:25:34.617
2	1:33.828	+2.258	17:27:08.445
3	1:35.266	+3.696	17:28:43.711
4	1:35.025	+3.455	17:30:18.736
5	1:35.630	+4.060	17:31:54.366
6	1:34.408	+2.838	17:33:28.774
7	1:38.630	+7.060	17:35:07.404
8	1:38.463	+6.893	17:36:45.867

Lap	Lap Tm	Diff	Time of Day
(184) CLEVERTON NEVES			
1	1:35.452	+2.470	17:25:45.851
2	1:36.779	+3.797	17:27:22.630
3	1:36.220	+3.238	17:28:58.850
4	1:35.500	+2.518	17:30:34.350
5	1:35.679	+2.697	17:32:10.029
6	1:35.226	+2.244	17:33:45.255
7	1:35.914	+2.932	17:35:21.169
8	1:32.982		17:36:54.151

Lap	Lap Tm	Diff	Time of Day
(5) VALDIMAR SILVA			
1	1:33.119	+0.380	17:25:44.216
2	1:39.870	+7.131	17:27:24.086
3	1:35.151	+2.412	17:28:59.237
4	1:35.529	+2.790	17:30:34.766
5	1:37.200	+4.461	17:32:11.966
6	1:33.890	+1.151	17:33:45.856
7	1:36.039	+3.300	17:35:21.895
8	1:32.739		17:36:54.634

Lap	Lap Tm	Diff	Time of Day
(57) ALAN DAMATA			
1	1:32.678	+1.390	17:25:44.595
2	1:31.395	+0.107	17:27:15.990
3	1:31.288		17:28:47.278
4	1:37.318	+6.030	17:30:24.596
5	1:36.402	+5.114	17:32:00.998
6	1:37.871	+6.583	17:33:38.869
7	1:41.153	+9.865	17:35:20.022
8	1:44.516	+13.228	17:37:04.538

Lap	Lap Tm	Diff	Time of Day
(933) BRUNO HOFOMANN			

Lap	Lap Tm	Diff	Time of Day
1	1:38.277	+1.945	17:25:51.232
2	1:36.332		17:27:27.564
3	1:36.633	+0.301	17:29:04.197
4	1:38.051	+1.719	17:30:42.248
5	1:40.965	+4.633	17:32:23.213
6	1:39.238	+2.906	17:34:02.451
7	1:42.881	+6.549	17:35:45.332

Lap	Lap Tm	Diff	Time of Day
(23) ALEXANDRE KUBOTA			
1	1:48.474	+13.878	17:25:55.887
2	1:37.315	+2.719	17:27:33.202
3	1:34.596		17:29:07.798
4	1:41.521	+6.925	17:30:49.319
5	1:37.663	+3.067	17:32:26.982
6	1:37.912	+3.316	17:34:04.894
7	1:42.350	+7.754	17:35:47.244

Lap	Lap Tm	Diff	Time of Day
(10) ANDERSON CHENET			
1	1:41.812	+0.825	17:25:58.440
2	1:42.544	+1.557	17:27:40.984
3	1:40.987		17:29:21.971
4	1:42.484	+1.497	17:31:04.455
5	1:49.109	+8.122	17:32:53.564
6	1:51.902	+10.915	17:34:45.466
7	1:49.483	+8.496	17:36:34.949

Lap	Lap Tm	Diff	Time of Day
(317) BRUNO			
1	1:58.293		17:26:23.785
2	2:21.131	+22.838	17:28:44.916
3	2:11.390	+13.097	17:30:56.306
4	2:22.072	+23.779	17:33:18.378
5	2:20.988	+22.695	17:35:39.366

Lap	Lap Tm	Diff	Time of Day
(94) ELOIR VOLKWS			
1	1:32.609	+2.158	17:25:38.583
2	1:30.923	+0.472	17:27:09.506
3	1:30.451		17:28:39.957
4	1:33.891	+3.440	17:30:13.848

Lap	Lap Tm	Diff	Time of Day
(329) RAFAEL HENRIQUE			
1	1:33.419		17:25:42.141

MX LEMAMT - 7a Etapa

Classificado por voltas

NACIONAL INTERMEDIARIA

Sinop/MT 1,100 Km

Corrida

15/10/2023 16:00

Corrida iniciado em 17:22:45

Pos	No.	Nome	Classe	Voltas	Diff	Moto	Cidade	Patrocinador
1	333	ANDRÉ SÓCIO	NAC INTER	8		HONDA	ALTA FLORESTA	ZE EMPINA MOTOS
2	177	FABIANO MILANI	NAC INTER	8	7.193	HONDA	SORRISO	CHICÃO MX SCHOOL
3	26	JOHN WILLIAM	NAC INTER	8	13.000	HONDA	SINOP	ECCENTAUR O SISTEMAS-ARTE FARMA-DIEL MADEIRAS-BOX I
4	91	NIEDSON DA SILVA	NAC INTER	8	14.242	HONDA	DIAMANTINO	HIDRÁULICA LEAL-BARRACA SHOW
5	47	JOÃO GABRIEL	NAC INTER	8	17.364	GASGAS	SORRISO	HONDA MOTO IDEAL-AMÉRICA RANCING-KLUGE-ZAMBONI-FAN
6	116	CARLOS HENRIQUE	NAC INTER	8	38.881	HONDA	APIACÁS	FAZENDA LIMA
7	31	DONER DAL CASTEL	NAC INTER	8	40.078	HONDA	TANGARÁ DA SERRA	FAZENDA SÃO MIGUEL-BARRACA SHOW
8	22	ROBSOM OZÓRIO	NAC INTER	8	57.732	HONDA	SORRISO	CHICÃO MX SCHOOL-REI LAVA CAR E ESTÉTICA AUTOMOTIVA
9	7	HERNANDES GOMES	NAC INTER	8	1:02.121	HONDA	SINOP	MEU SALGADO FAVORITO-ROTA 66 VEÍCULOS-TOP IMÓVEIS
10	26	CASSIO LORENZETTI	NAC INTER	8	1:07.796	HONDA	TANGARÁ DA SERRA	123 SOLAR TANGARÁ
11	184	CLEVERTON NEVES	NAC INTER	8	1:16.080	HONDA	SINOP	AGROMASTER
12	5	VALDIMAR SILVA	NAC INTER	8	1:16.563	HONDA	CLÁUDIA	HB MOTOS
13	57	ALAN DAMATA	NAC INTER	8	1:26.467	HONDA	COLNIZA	MOTORBRAS-POWER PERFORMACE-DAMATA TRATORES
14	933	BRUNO HOFOMANN	NAC INTER	7	1 Volta	HONDA	SINOP	BR3 RACING-ESTAÇÃO DAS MOTOS-KOSLINSKI MOTOS
15	23	ALEXANDRE KUBOTA	NAC INTER	7	1 Volta	HONDA	JUINA	DR RAMMER AMORIM
16	10	ANDERSON CHENET	NAC INTER	7	1 Volta	HONDA	SORRISO	PRINTERS SUPRIMENTOS E INFORMATICA

Não classificado (75% = 6 Voltas)

317	BRUNO	NAC INTER	5	3 Voltas	HONDA	SINOP
94	ELOIR VOLKWS	NAC INTER	4	4 Voltas	HONDA	UNIÃO DO NORTE
329	RAFAEL HENRIQUE	NAC INTER	1	7 Voltas	HONDA	SORRISO

Margem da Vitoria

velocidade Media

Tempo Melhor volta

Melhor Veloc.

Melhor Volta por..

7.193

40,999

1:24.463

46,884

333 - ANDRÉ SÓCIO

Cronometragem: MARCOS A. MANCINI - Diretor de Prova: JOCEMIR ZAMBONI

Orbits

MX LEMAMT - 7a Etapa

NACIONAL INTERMEDIARIA

Sinop/MT 1,100 Km

Treino Cronometrado

15/10/2023 11:15

Qualificação iniciado em 11:21:44

Lap	Lap Tm	Diff	Time of Day
(9) RIAN PIOVESAN			
1	1:39.305	+11.810	11:25:05.272
2	1:36.210	+8.715	11:26:41.482
3	3:31.260	+2:03.765	11:30:12.742
4	1:28.071	+0.576	11:31:40.813
5	1:27.495		11:33:08.308

Lap	Lap Tm	Diff	Time of Day
(737) BRYAN RHUAN			
1	1:29.875	+1.625	11:25:39.772
2	1:28.250		11:27:08.022
3	1:35.372	+7.122	11:28:43.394

Lap	Lap Tm	Diff	Time of Day
(26) JOHN WILLIAM			
1	1:44.783	+16.449	11:25:14.556
2	1:31.223	+2.889	11:26:45.779
3	1:28.334		11:28:14.113
4	1:56.625	+28.291	11:30:10.738
5	1:52.160	+23.826	11:32:02.898
6	1:28.336	+0.002	11:33:31.234

Lap	Lap Tm	Diff	Time of Day
(11) GABRIEL CALDEIRA			
1	1:32.487	+3.488	11:24:42.998
2	1:36.743	+7.744	11:26:19.741
3	1:30.483	+1.484	11:27:50.224
4	1:28.999		11:29:19.223
5	1:29.020	+0.021	11:30:48.243
6	1:31.279	+2.280	11:32:19.522
7	1:30.233	+1.234	11:33:49.755

Lap	Lap Tm	Diff	Time of Day
(177) FABIANO MILANI			
1	1:35.305	+4.144	11:24:33.087
2	1:33.154	+1.993	11:26:06.241
3	1:31.161		11:27:37.402
4	1:32.374	+1.213	11:29:09.776
5	3:21.517	+1:50.356	11:32:31.293

Lap	Lap Tm	Diff	Time of Day
(91) NIEDSON DA SILVA			
1	1:36.279	+4.952	11:26:15.000
2	1:44.697	+13.370	11:27:59.697
3	1:39.139	+7.812	11:29:38.836
4	1:31.327		11:31:10.163

Lap	Lap Tm	Diff	Time of Day
(47) JOÃO GABRIEL			
1	1:38.256	+4.843	11:24:47.098
2	1:43.576	+10.163	11:26:30.674
3	1:39.895	+6.482	11:28:10.569
4	2:05.154	+31.741	11:30:15.723
5	1:33.413		11:31:49.136
6	1:36.343	+2.930	11:33:25.479

Lap	Lap Tm	Diff	Time of Day
(329) RAFAEL HENRIQUE			
1	1:45.292	+9.870	11:24:52.928
2	2:01.154	+25.732	11:26:54.082
3	1:35.422		11:28:29.504
4	1:49.842	+14.420	11:30:19.346
5	3:54.351	+2:18.929	11:34:13.697

Lap	Lap Tm	Diff	Time of Day
(22) ROBSON OZÓRIO			
1	1:52.548	+16.912	11:24:08.154
2	1:43.993	+8.357	11:25:52.147
3	1:43.398	+7.762	11:27:35.545
4	1:41.695	+6.059	11:29:17.240
5	1:41.828	+6.192	11:30:59.068
6	1:46.033	+10.397	11:32:45.101
7	1:35.636		11:34:20.737

Lap	Lap Tm	Diff	Time of Day
(26) CASSIO LORENZETTI			
1	1:36.458		11:25:39.442
(116) CARLOS HENRIQUE			
1	1:41.554	+4.814	11:25:32.178
2	1:36.740		11:27:08.918
3	1:48.426	+11.686	11:28:57.344

Lap	Lap Tm	Diff	Time of Day
(7) HERNANDES GOMES			
1	1:54.183	+15.751	11:26:32.441
2	1:40.019	+1.587	11:28:12.460
3	1:40.555	+2.123	11:29:53.015
4	1:38.638	+0.206	11:31:31.653
5	1:38.432		11:33:10.085

Lap	Lap Tm	Diff	Time of Day
(184) CLEVERTON NEVES			
1	1:41.091	+2.426	11:25:44.165
2	2:03.966	+25.301	11:27:48.131
3	1:41.199	+2.534	11:29:29.330
4	1:41.266	+2.601	11:31:10.596
5	2:00.057	+21.392	11:33:10.653
6	1:38.665		11:34:49.318

Lap	Lap Tm	Diff	Time of Day
(57) ALAN DAMATA			
1	1:15.169	-1:23.920	11:23:59.627
2	1:41.321	+2.232	11:25:40.948
3	1:39.420	+0.331	11:27:20.368
4	1:39.907	+0.818	11:29:00.275
5	1:39.089		11:30:39.364
6	1:52.581	+13.492	11:32:31.945
7	1:40.554	+1.465	11:34:12.499

Lap	Lap Tm	Diff	Time of Day
(5) VALDIMAR SILVA			
1	1:43.121	+2.968	11:24:57.763
2	1:41.494	+1.341	11:26:39.257
3	1:40.580	+0.427	11:28:19.837
4	1:45.124	+4.971	11:30:04.961
5	1:40.153		11:31:45.114
6	1:43.608	+3.455	11:33:28.722

Lap	Lap Tm	Diff	Time of Day
(933) BRUNO HOFMANN			
1	1:44.747		11:26:05.438
2	1:48.800	+4.053	11:27:54.238
3	2:05.283	+20.536	11:29:59.521
4	2:10.218	+25.471	11:32:09.739
5	2:10.467	+25.720	11:34:20.206

Lap	Lap Tm	Diff	Time of Day
(23) ALEXANDRE KUBOTA			
1	1:50.171	+5.181	11:25:40.282
2	1:44.990		11:27:25.272
3	1:48.363	+3.373	11:29:13.635
4	1:52.737	+7.747	11:31:06.372
5	2:38.476	+53.486	11:33:44.848

Lap	Lap Tm	Diff	Time of Day
(94) ELOIR VOLKWS			
1	1:46.943		11:26:16.967
2	1:50.750	+3.807	11:28:07.717
3	1:48.640	+1.697	11:29:56.357

Lap	Lap Tm	Diff	Time of Day
(333) ANDRÉ SÓCIO			
1	1:48.426		11:25:47.105

Lap	Lap Tm	Diff	Time of Day
(10) ANDERSON CHENET			
1	1:55.658	+4.678	11:25:53.984
2	1:51.157	+0.177	11:27:45.141

MX LEMAMT - 7a Etapa

Classificado pela melhor volta

NACIONAL INTERMEDIARIA

Sinop/MT 1,100 Km

Treino Cronometrado

15/10/2023 11:15

Qualificação iniciado em 11:21:44

Pos	No.	Nome	Classe	M. Tempo	Diff	Moto	Cidade	Patrocinador
1	9	RIAN PIOVESAN	NACINTER	1:27.495		HONDA	JAPURANA	RESTAURANTE PIOVESAN-MARTINS SOLUÇÕES /
2	737	BRYAN RHUAN	NACINTER	1:28.250	0.755	HONDA	UNIÃO DO SUL	MIKAEL-OBERDAN USINGER-ABIMAEI MOTOS
3	26	JOHN WILLIAM	NACINTER	1:28.334	0.839	HONDA	SINOP	ECCO CENTAURO SISTEMAS-ARTE FARRA-DIEI MA
4	11	GABRIEL CALDEIRA	NACINTER	1:28.999	1.504	HONDA	MORAES ALMEID	DIRCEU BIOLCHI-XINGU COMPRA DE OURO
5	177	FABIANO MILANI	NACINTER	1:31.161	3.666	HONDA	SORRISO	CHICÃO MX SCHOOL
6	91	NIEDSON DA SILVA	NACINTER	1:31.327	3.832	HONDA	DIAMANTINO	HIDRÁULICA LEAL-BARRACA SHOW
7	47	JOÃO GABRIEL	NACINTER	1:33.413	5.918	GASGAS	SORRISO	HONDA MOTO IDEAL-AMÉRICA RACING-KLUGE-
8	329	RAFAEL HENRIQUE	NACINTER	1:35.422	7.927	HONDA	SORRISO	
9	22	ROBSOM OZÓRIO	NACINTER	1:35.636	8.141	HONDA	SORRISO	CHICÃO MX SCHOOL-REI LAVA CAR E ESTÉTICA
10	26	CASSIO LORENZETTI	NACINTER	1:36.458	8.963	HONDA	TANGARÁ DA SER	123 SOLAR TANGARÁ
11	116	CARLOS HENRIQUE	NACINTER	1:36.740	9.245	HONDA	APIACÁS	FAZENDA LIMA
12	7	HERNANDES GOMES	NACINTER	1:38.432	10.937	HONDA	SINOP	MEU SALGADO FAVORITO-ROTA 66 VEÍCULOS-TC
13	184	CLEVERTON NEVES	NACINTER	1:38.665	11.170	HONDA	SINOP	AGROMASTER
14	57	ALAN DAMATA	NACINTER	1:39.089	11.594	HONDA	COLNIZA	MOTORBRAS-POWER PERFORMANCE-DAMATA TRA
15	5	VALDIMAR SILVA	NACINTER	1:40.153	12.658	HONDA	CLÁUDIA	HB MOTOS
16	933	BRUNO HOFOMANN	NACINTER	1:44.747	17.252	HONDA	SINOP	BR3 RACING-ESTAÇÃO DAS MOTOS-KOSLINSKI N
17	23	ALEXANDRE KUBOTA	NACINTER	1:44.990	17.495	HONDA	JUINA	DR RAMMER AMORIM
18	94	ELOIR VOLKWS	NACINTER	1:46.943	19.448	HONDA	UNIÃO DO NORT	
19	333	ANDRÉ SÓCIO	NACINTER	1:48.426	20.931	HONDA	ALTA FLORESTA	ZE EMPINA MOTOS
20	10	ANDERSON CHENET	NACINTER	1:50.980	23.485	HONDA	SORRISO	PRINTERS SUPRIMENTOS E INFORMATICA