




# MX LIMMT - 1a Etapa

## Classificado por voltas

65cc  
Corrida  
Corrida iniciado em 17:06:31

Cláudia/MT 1,000 Km

29/04/2023 15:50




Pos	No.	Nome	Classe	Voltas	Diff	M. Tempo	Moto	Cidade	Patrocinador
1	740	PEDRO WARTHA	65CC	8		1:20.925	YAMAHA	NOVA UBIRATÃ	AGROPECUÁRIA CELEIRO-GSIX/FAZ RENASCER-L
2	70	LUIZ LIMA	65CC	8	51.126	1:28.305	KTM	SORRISO	ADVOCACIA LIMA
3	18	MATHEUS FAVALESSA	65CC	8	1:02.681	1:29.188	HUSQVARNA	NOVA MUTUM	HM MOTOS-HM MULTIMARCAS-RT MOTOS-MACIE
4	94	ENZO ADRIEL	65CC	7	1 Volta	1:45.237	KTM	CLÁUDIA	HB MOTOS
5	189	CASSIANO ROMBALDI	65CC	6	2 Voltas	1:49.750	YAMAHA	TERRA NOVA DO NOR	MECÂNICA SÃO LOURENÇO-LAVA JATO AMIGÃO
6	25	THIAGO RAITZ	65CC	5	3 Voltas	2:06.074	KAWASAKI	SINOP	C4 VEÍCULOS
7	100	GUSTAVO HERNANDES	65CC	5	3 Voltas	2:04.627	KAWASAKI	SINOP	MARCOS PAIVA-RICARDO ALVES-TOP MÔVEIS
8	4	LUCAS RODRIGUES	65CC	1	7 Voltas	2:59.491	GASGAS	SORRISO	DALMAGRO REFRIGERAÇÃO-MUNDIAL AUTO PEÇ

Margem da Vitoria	velocidade Media	Tempo Melhor volta	Melhor Veloc.	Melhor Volta por..
51.126	39,240	1:20.925	44,486	740 - PEDRO WARTHA

Cronometragem: MARCOS A. MANCINI - Diretor de Prova: FÁBIO FURLANETTO

Orbits





PREFEITURA MUNICIPAL  
**CLÁUDIA**  
uma cidade para todos



## MX LIMMT - 1a Etapa

65cc

Cláudia/MT 1,000 Km

Corrida


29/04/2023 15:50

Corrida iniciado em 17:06:31

Lap	Lap Tm	Diff	Time of Day	Lap	Lap Tm	Diff	Time of Day	Lap	Lap Tm	Diff	Time of Day
<b>(740) PEDRO WARTHA</b>											
1	1:21.220	+0.295	17:08:56.242								
2	<b>1:20.925</b>		17:10:17.167								
3	1:30.106	+9.181	17:11:47.273								
4	1:23.686	+2.761	17:13:10.959								
5	1:21.805	+0.880	17:14:32.764								
6	1:24.707	+3.782	17:15:57.471								
7	1:22.649	+1.724	17:17:20.120								
8	1:25.497	+4.572	17:18:45.617								
<b>(70) LUIZ LIMA</b>											
1	1:29.297	+0.992	17:09:09.995								
2	1:28.453	+0.148	17:10:38.448								
3	1:30.324	+2.019	17:12:08.772								
4	1:28.789	+0.484	17:13:37.561								
5	<b>1:28.305</b>		17:15:05.866								
6	1:29.078	+0.773	17:16:34.944								
7	1:28.947	+0.642	17:18:03.891								
8	1:32.852	+4.547	17:19:36.743								
<b>(18) MATHEUS FAVALESSA</b>											
1	<b>1:29.188</b>		17:09:07.974								
2	1:29.227	+0.039	17:10:37.201								
3	1:30.066	+0.878	17:12:07.267								
4	1:30.667	+1.479	17:13:37.934								
5	1:29.238	+0.050	17:15:07.172								
6	1:31.494	+2.306	17:16:38.666								
7	1:32.151	+2.963	17:18:10.817								
8	1:37.481	+8.293	17:19:48.298								
<b>(94) ENZO ADRIEL</b>											
1	1:46.746	+1.509	17:09:40.385								
2	1:48.371	+3.134	17:11:28.756								
3	1:49.619	+4.382	17:13:18.375								
4	1:48.149	+2.912	17:15:06.524								
5	1:45.284	+0.047	17:16:51.808								
6	1:46.319	+1.082	17:18:38.127								
7	<b>1:45.237</b>		17:20:23.364								
<b>(189) CASSIANO ROMBALDI</b>											
1	1:54.584	+4.834	17:09:52.704								
2	1:54.452	+4.702	17:11:47.156								
3	1:52.570	+2.820	17:13:39.726								
4	1:50.786	+1.036	17:15:30.512								
5	1:50.118	+0.368	17:17:20.630								
6	<b>1:49.750</b>		17:19:10.380								
<b>(25) THIAGO RAITZ</b>											
1	2:10.388	+4.314	17:10:17.968								
2	2:07.180	+1.106	17:12:25.148								
3	2:14.639	+8.565	17:14:39.787								
4	2:12.588	+6.514	17:16:52.375								
5	<b>2:06.074</b>		17:18:58.449								
<b>(100) GUSTAVO HERNANDES</b>											
1	2:21.003	+16.376	17:11:19.155								
2	2:12.742	+8.115	17:13:31.897								
3	<b>2:04.627</b>		17:15:36.524								
4	2:30.557	+25.930	17:18:07.081								
5	2:12.007	+7.380	17:20:19.088								
<b>(4) LUCAS RODRIGUES</b>											
1	<b>2:59.491</b>		17:11:40.726								

Cronometragem: MARCOS A. MANCINI - Diretor de Prova: FÁBIO FURLANETTO

Orbits





PREFEITURA MUNICIPAL  
**CLÁUDIA**  
uma cidade para todos



## MX LIMMT - 1a Etapa

65cc

Cláudia/MT 1,000 Km

Warm-up


29/04/2023 14:50

Qualificação iniciado em 14:09:44

Lap	Lap Tm	Diff	Time of Day	Lap	Lap Tm	Diff	Time of Day	Lap	Lap Tm	Diff	Time of Day
<b>(740) PEDRO WARTHA</b>											
1	1:32.170	+11.114	14:11:29.539								
2	1:46.801	+25.745	14:13:16.340								
3	1:24.557	+3.501	14:14:40.897								
4	<b>1:21.056</b>		14:16:01.953								
5	1:21.718	+0.662	14:17:23.671								
6	1:23.431	+2.375	14:18:47.102								
7	1:21.689	+0.633	14:20:08.791								
8	1:24.422	+3.366	14:21:33.213								
<b>(18) MATHEUS FAVALESSA</b>											
1	1:35.162	+4.793	14:11:26.046								
2	1:33.746	+3.377	14:12:59.792								
3	<b>1:30.369</b>		14:14:30.161								
4	1:41.070	+10.701	14:16:11.231								
5	1:30.414	+0.045	14:17:41.645								
6	1:32.002	+1.633	14:19:13.647								
7	1:52.652	+22.283	14:21:06.299								
<b>(70) LUIZ LIMA</b>											
1	1:59.454	+23.385	14:12:27.387								
2	2:24.010	+47.941	14:14:51.397								
3	3:40.693	+2:04.624	14:18:32.090								
4	<b>1:36.069</b>		14:20:08.159								
<b>(94) ENZO ADRIEL</b>											
1	1:50.581	+7.274	14:11:43.212								
2	1:59.953	+16.646	14:13:43.165								
3	1:47.941	+4.634	14:15:31.106								
4	1:47.388	+4.081	14:17:18.494								
5	2:21.631	+38.324	14:19:40.125								
6	<b>1:43.307</b>		14:21:23.432								
<b>(189) CASSIANO ROMBALDI</b>											
1	1:55.843	+4.993	14:11:46.390								
2	1:55.399	+4.549	14:13:41.789								
3	1:51.412	+0.562	14:15:33.201								
4	1:58.117	+7.267	14:17:31.318								
5	2:16.785	+25.935	14:19:48.103								
6	<b>1:50.850</b>		14:21:38.953								
<b>(25) THIAGO RAITZ</b>											
1	2:18.132	+10.405	14:12:14.859								
2	2:16.655	+8.928	14:14:31.514								
3	2:18.539	+10.812	14:16:50.053								
4	2:49.959	+42.232	14:19:40.012								
5	<b>2:07.727</b>		14:21:47.739								
<b>(100) GUSTAVO HERNANDES</b>											
1	<b>2:37.345</b>		14:12:42.589								
2	4:25.235	+1:47.890	14:17:07.824								
3	3:20.580	+43.235	14:20:28.404								

Cronometragem: MARCOS A. MANCINI - Diretor de Prova: FÁBIO FURLANETTO

Orbits





PREFEITURA MUNICIPAL  
**CLÁUDIA**  
uma cidade para todos



MX LIMMT - 1a Etapa

Classificado pela melhor volta

65cc

Cláudia/MT 1,000 Km

Warm-up


29/04/2023 14:50

Qualificação iniciado em 14:09:44

Pos	No.	Nome	Classe	M. Tempo	Diff	Moto	Cidade	Patrocinador
1	740	PEDRO WARTHA	65CC	1:21.056		YAMAHA	NOVA UBIRATÃ	AGROPECUÁRIA CELEIRO-GSIX/FAZ RENASCER-LUI
2	18	MATHEUS FAVALESSA	65CC	1:30.369	9.313	HUSQVARNA	NOVA MUTUM	HM MOTOS-HM MULTIMARCAS-RT MOTOS-MACIEL
3	70	LUIZ LIMA	65CC	1:36.069	15.013	KTM	SORRISO	ADVOCACIA LIMA
4	94	ENZO ADRIEL	65CC	1:43.307	22.251	KTM	CLÁUDIA	HB MOTOS
5	189	CASSIANO ROMBALDI	65CC	1:50.850	29.794	YAMAHA	TERRA NOVA DO NORTE	MECÂNICA SÃO LOURENÇO-LAVA JATO AMIGÃO
6	25	THIAGO RAITZ	65CC	2:07.727	46.671	KAWASAKI	SINOP	C4 VEÍCULOS
7	100	GUSTAVO HERNANDES	65CC	2:37.345	16.289	KAWASAKI	SINOP	MARCOS PAIVA-RICARDO ALVES-TOP MÔVEIS

Cronometragem: MARCOS A. MANCINI - Diretor de Prova: FÁBIO FURLANETTO

Orbits





PREFEITURA MUNICIPAL  
**CLÁUDIA**  
uma cidade para todos



## MX LIMMT - 1a Etapa

EXTRA

Cláudia/MT 1,000 Km

Corrida

30/04/2023 08:43


Corrida iniciado em 12:03:15

Lap	Lap Tm	Diff	Time of Day
<b>(84) LUCAS</b>			
1	1:13.894	+0.133	12:05:11.195
2	<b>1:13.761</b>		12:06:24.956
3	1:14.733	+0.972	12:07:39.689
4	1:14.788	+1.027	12:08:54.477
5	1:15.800	+2.039	12:10:10.277
6	1:17.353	+3.592	12:11:27.630
<b>(83) EDVAN BARRINUEVO</b>			
1	1:14.501	+0.730	12:05:15.326
2	1:16.463	+2.692	12:06:31.789
3	<b>1:13.771</b>		12:07:45.560
4	1:14.782	+1.011	12:09:00.342
5	1:14.565	+0.794	12:10:14.907
6	1:14.886	+1.115	12:11:29.793
<b>(25) EDVAN MARTINS</b>			
1	<b>1:15.335</b>		12:05:17.222
2	1:15.899	+0.564	12:06:33.121
3	1:16.107	+0.772	12:07:49.228
4	1:16.087	+0.752	12:09:05.315
5	1:16.496	+1.161	12:10:21.811
6	1:19.088	+3.753	12:11:40.899
<b>(119) VALDEMAR</b>			
1	1:16.031	+1.728	12:05:16.441
2	1:29.566	+15.263	12:06:46.007
3	1:16.799	+2.496	12:08:02.806
4	1:16.361	+2.058	12:09:19.167
5	1:17.836	+3.533	12:10:37.003
6	<b>1:14.303</b>		12:11:51.306
<b>(2) GABRIEL SCANDIUSSI</b>			
1	1:18.149	+0.688	12:05:21.956
2	1:17.558	+0.097	12:06:39.514
3	1:18.291	+0.830	12:07:57.805
4	1:18.239	+0.778	12:09:16.044
5	1:17.973	+0.512	12:10:34.017
6	<b>1:17.461</b>		12:11:51.478
<b>(91) EMERSON WILLYAN</b>			
1	1:18.334	+1.656	12:05:23.864
2	1:17.633	+0.955	12:06:41.497
3	1:17.095	+0.417	12:07:58.592
4	1:17.837	+1.159	12:09:16.429
5	1:18.468	+1.790	12:10:34.897
6	<b>1:16.678</b>		12:11:51.575
<b>(77) ELDER BORGES</b>			
1	1:20.032	+5.168	12:05:27.850
2	1:16.806	+1.942	12:06:44.656
3	<b>1:14.864</b>		12:07:59.520
4	1:17.755	+2.891	12:09:17.275
5	1:18.375	+3.511	12:10:35.650
6	1:17.273	+2.409	12:11:52.923
<b>(51) BRUNO OLIVEIRA</b>			
1	1:20.497	+4.046	12:05:27.188
2	<b>1:16.451</b>		12:06:43.639
3	1:17.315	+0.864	12:08:00.954
4	1:18.064	+1.613	12:09:19.018
5	1:19.001	+2.550	12:10:38.019
6	1:17.711	+1.260	12:11:55.730
<b>(88) EDSON CORDEIRO</b>			

Lap	Lap Tm	Diff	Time of Day
1	1:17.896	+0.657	12:05:25.114
2	<b>1:17.239</b>		12:06:42.353
3	1:17.669	+0.430	12:08:00.022
4	1:18.137	+0.898	12:09:18.159
5	1:18.431	+1.192	12:10:36.590
6	1:19.542	+2.303	12:11:56.132
<b>(19) DIEGO GIACOPPINI</b>			
1	<b>1:15.628</b>		12:05:14.879
2	1:16.679	+1.051	12:06:31.558
3	1:18.409	+2.781	12:07:49.967
4	1:19.826	+4.198	12:09:09.793
5	1:20.294	+4.666	12:10:30.087
<b>(252) GABRIEL</b>			
1	<b>1:23.323</b>		12:05:34.164
2	1:24.111	+0.788	12:06:58.275
3	1:24.191	+0.868	12:08:22.466
4	1:26.712	+3.389	12:09:49.178
5	1:28.019	+4.696	12:11:17.197
<b>(69) PATRICK BATALHA</b>			
1	1:27.265	+0.282	12:05:45.940
2	<b>1:26.983</b>		12:07:12.923
3	1:28.154	+1.171	12:08:41.077
4	1:27.642	+0.659	12:10:08.719
5	1:29.680	+2.697	12:11:38.399
<b>(3) ALZIMAR VENZO</b>			
1	<b>1:33.865</b>		12:05:53.866

Cronometragem: MARCOS A. MANCINI - Diretor de Prova: FÁBIO FURLANETTO

Orbits






# MX LIMMT - 1a Etapa

## Classificado por voltas

EXTRA  
 Corrida  
 Corrida iniciado em 12:03:15

Cláudia/MT 1,000 Km  
 30/04/2023 08:43




Pos	No.	Nome	Classe	Voltas	Diff	M. Tempo	Moto	Cidade	Patrocinador
1	84	LUCAS	EXTRA	6		1:13.761	HONDA	CLAUDIA	
2	83	EDVAN BARRINUEVO	EXTRA	6	2.163	1:13.771	HONDA	NOVA UBIRATÃ	
3	25	EDVAN MARTINS	EXTRA	6	13.269	1:15.335	HONDA	CLAUDIA	
4	119	VALDEMAR	EXTRA	6	23.676	1:14.303	HONDA	CLÁUDIA	
5	2	GABRIEL SCANDIUSSI	EXTRA	6	23.848	1:17.461	HONDA	NOVA UBIRATÃ	
6	91	EMERSON WILLYAN	EXTRA	6	23.945	1:16.678	HONDA	NOVA UBIRATÃ	
7	77	ELDER BORGES	EXTRA	6	25.293	1:14.864	KAWASAKI	TAPURAH	
8	51	BRUNO OLIVEIRA	EXTRA	6	28.100	1:16.451	HONDA	UNIÃO DO NORTE	
9	88	EDSON CORDEIRO	EXTRA	6	28.502	1:17.239	KAWASAKI	NOVA UBIRATÃ	
10	19	DIEGO GIACOPPINI	EXTRA	5	1 Volta	1:15.628	YAMAHA	CLÁUDIA	
11	252	GABRIEL	EXTRA	5	1 Volta	1:23.323	HONDA	CLAUDIA	
12	69	PATRICK BATALHA	EXTRA	5	1 Volta	1:26.983	HONDA	CLÁUDIA	
13	3	ALZIMAR VENZO	EXTRA	1	5 Voltas	1:33.865	HONDA	CLÁUDIA	

Margem da Vitoria	velocidade Media	Tempo Melhor volta	Melhor Veloc.	Melhor Volta por..
2.163	43,864	1:13.761	48,806	84 - LUCAS

Cronometragem: MARCOS A. MANCINI - Diretor de Prova: FÁBIO FURLANETTO

Orbits





PREFEITURA MUNICIPAL  
**CLÁUDIA**  
uma cidade para todos



## MX LIMMT - 1a Etapa

IMPORTADA INTERMEDIÁRIA

Cláudia/MT 1,000 Km

Corrida

30/04/2023 16:00

Corrida iniciado em 16:17:53

Lap	Lap Tm	Diff	Time of Day
<b>(981) ANDERSON CHUPEL</b>			
1	1:05.669	+1.603	16:19:50.719
2	1:04.778	+0.712	16:20:55.497
3	<b>1:04.066</b>		16:21:59.563
4	1:05.944	+1.878	16:23:05.507
5	1:06.229	+2.163	16:24:11.736
6	1:06.973	+2.907	16:25:18.709
7	1:06.776	+2.710	16:26:25.485
8	1:06.706	+2.640	16:27:32.191
9	1:10.986	+6.920	16:28:43.177

Lap	Lap Tm	Diff	Time of Day
<b>(30) PAULO HENRIQUE</b>			
1	1:05.537	+1.069	16:19:51.775
2	<b>1:04.468</b>		16:20:56.243
3	1:06.446	+1.978	16:22:02.689
4	1:06.706	+2.238	16:23:09.395
5	1:06.715	+2.247	16:24:16.110
6	1:07.012	+2.544	16:25:23.122
7	1:06.900	+2.432	16:26:30.022
8	1:07.418	+2.950	16:27:37.440
9	1:08.839	+4.371	16:28:46.279

Lap	Lap Tm	Diff	Time of Day
<b>(299) BRYAN RHUAN</b>			
1	1:07.159	+0.542	16:19:54.411
2	1:07.208	+0.591	16:21:01.619
3	1:06.764	+0.147	16:22:08.383
4	<b>1:06.617</b>		16:23:15.000
5	1:06.703	+0.086	16:24:21.703
6	1:06.971	+0.354	16:25:28.674
7	1:07.034	+0.417	16:26:35.708
8	1:06.872	+0.255	16:27:42.580
9	1:06.657	+0.040	16:28:49.237

Lap	Lap Tm	Diff	Time of Day
<b>(15) WILSON JUNIOR</b>			
1	1:07.301	+0.502	16:19:55.734
2	1:07.214	+0.415	16:21:02.948
3	1:06.857	+0.058	16:22:09.805
4	1:07.469	+0.670	16:23:17.274
5	<b>1:06.799</b>		16:24:24.073
6	1:07.883	+1.084	16:25:31.956
7	1:07.566	+0.767	16:26:39.522
8	1:07.466	+0.667	16:27:46.988
9	1:08.695	+1.896	16:28:55.683

Lap	Lap Tm	Diff	Time of Day
<b>(721) MATHEUS CORDEIRO</b>			
1	1:11.096	+3.917	16:20:04.129
2	1:08.190	+1.011	16:21:12.319
3	<b>1:07.179</b>		16:22:19.498
4	1:09.527	+2.348	16:23:29.025
5	1:11.384	+4.205	16:24:40.409
6	1:11.254	+4.075	16:25:51.663
7	1:11.435	+4.256	16:27:03.098
8	1:11.857	+4.678	16:28:14.955
9	1:12.068	+4.889	16:29:27.023

Lap	Lap Tm	Diff	Time of Day
<b>(984) ALEX SANDRO FASBINDER</b>			
1	1:09.718	+0.473	16:20:02.512
2	1:09.967	+0.722	16:21:12.479
3	1:11.304	+2.059	16:22:23.783
4	1:11.699	+2.454	16:23:35.482
5	1:11.719	+2.474	16:24:47.201
6	1:11.449	+2.204	16:25:58.650
7	1:10.804	+1.559	16:27:09.454
8	1:10.384	+1.139	16:28:19.838
9	<b>1:09.245</b>		16:29:29.083

Lap	Lap Tm	Diff	Time of Day
<b>(69) MARCO MEYER</b>			
1	1:12.481	+2.652	16:20:10.871
2	1:10.323	+0.494	16:21:21.194
3	1:10.504	+0.675	16:22:31.698
4	1:12.312	+2.483	16:23:44.010
5	1:11.255	+1.426	16:24:55.265
6	1:11.472	+1.643	16:26:06.737
7	1:10.307	+0.478	16:27:17.044
8	<b>1:09.829</b>		16:28:26.873
9	1:10.439	+0.610	16:29:37.312

Lap	Lap Tm	Diff	Time of Day
<b>(85) JAY ALDEANY</b>			
1	1:12.640	+1.275	16:20:04.409
2	<b>1:11.365</b>		16:21:15.774
3	1:11.404	+0.039	16:22:27.178
4	1:12.771	+1.406	16:23:39.949
5	1:11.973	+0.608	16:24:51.922
6	1:11.561	+0.196	16:26:03.483
7	1:11.619	+0.254	16:27:15.102
8	1:12.490	+1.125	16:28:27.592
9	1:11.937	+0.572	16:29:39.529

Lap	Lap Tm	Diff	Time of Day
<b>(37) GUSTAVO AQUINO</b>			
1	1:12.338	+1.795	16:20:08.165
2	1:11.692	+1.149	16:21:19.857
3	<b>1:10.543</b>		16:22:30.400
4	1:12.056	+1.513	16:23:42.456
5	1:11.578	+1.035	16:24:54.034
6	1:11.806	+1.263	16:26:05.840
7	1:11.090	+0.547	16:27:16.930
8	1:13.347	+2.804	16:28:30.277
9	1:14.881	+4.338	16:29:45.158

Lap	Lap Tm	Diff	Time of Day
<b>(26) JOHN WILLIAM</b>			
1	<b>1:15.162</b>		16:20:10.484
2	1:16.385	+1.223	16:21:26.869
3	1:15.435	+0.273	16:22:42.304
4	1:15.587	+0.425	16:23:57.891
5	1:16.309	+1.147	16:25:14.200
6	1:20.515	+5.353	16:26:34.715
7	1:20.564	+5.402	16:27:55.279
8	1:19.084	+3.922	16:29:14.363

Lap	Lap Tm	Diff	Time of Day
<b>(99) VENICIO TOMAZZI</b>			
1	1:08.200	+0.039	16:19:56.865
2	<b>1:08.161</b>		16:21:05.026
3	1:08.496	+0.335	16:22:13.522

Lap	Lap Tm	Diff	Time of Day
<b>(107) VICTOR LUIS</b>			
1	<b>1:33.112</b>		16:20:36.182

Cronometragem: MARCOS A. MANCINI - Diretor de Prova: FÁBIO FURLANETTO

Orbits





# MX LIMMT - 1a Etapa

## Classificado por voltas

IMPORTADA INTERMEDIÁRIA

Cláudia/MT 1,000 Km

Corrida

30/04/2023 16:00

Corrida iniciado em 16:17:53

Pos	No.	Nome	Classe	Voltas	Diff	M. Tempo	Moto	Cidade	Patrocinador
1	981	ANDERSON CHUPEL	IMP INTER	9		1:04.066	KAWASAKI	SINOP	AGRARI-IDEAL GRAFICOS-BOX1
2	30	PAULO HENRIQUE	IMP INTER	9	3.102	1:04.468	KAWASAKI	SORRISO	D CEREAIS TRASPORTE E LOGÍSTICA
3	299	BRYAN RHUAN	IMP INTER	9	6.060	1:06.617	YAMAHA	UNIÃO DO SUL	MICHAEL-DMR ADVOCACIA-ABIMAEI MOTOS
4	15	WILSON JUNIOR	IMP INTER	9	12.506	1:06.799	YAMAHA	NOVA UBIRATÁ	UBIRATÁ RACING
5	721	MATHEUS CORDEIRO	IMP INTER	9	43.846	1:07.179	KAWASAKI	SINOP	SRK RECAPADORA-SS INSTALADORA-AGROCOLH
6	984	ALEX SANDRO FASBIN	IMP INTER	9	45.906	1:09.245	YAMAHA	SINOP	AGROBOI NUTRIÇÃO ANIMAL
7	69	MARCO MEYER	IMP INTER	9	54.135	1:09.829	KAWASAKI	VERA	HOTEL CANCIONEIRO-CONSTRUTORA INNOVARE
8	85	JAY ALDEANY	IMP INTER	9	56.352	1:11.365	KAWASAKI	NOVA UBIRATÁ	CASA DE CARNE BOI GORDO-RB RESTAURANTE-
9	37	GUSTAVO AQUINO	IMP INTER	9	1:01.981	1:10.543	KTM	PEIXOTO DE AZEVEDO	
10	26	JOHN WILLIAM	IMP INTER	8	1 Volta	1:15.162	HONDA	SINOP	ARTE FARMA-ECOCENTAURO SISTEMAS-BOX 1-10
11	99	VENICIO TOMAZZI	IMP INTER	3	6 Voltas	1:08.161	YAMAHA	UNIÃO DO SUL	TOMAZZI TERRAPLANAGEM
12	107	VICTOR LUIS	IMP INTER	1	8 Voltas	1:33.112	KAWASAKI	SINOP	STORARI ACABAMENTOS-CLASSIC AUTO CENTER

Margem da Vitoria

velocidade Media

Tempo Melhor volta

Melhor Veloc.

Melhor Volta por..

3.102

49,870


1:04.066

56,192

981 - ANDERSON CHUPEL

Cronometragem: MARCOS A. MANCINI - Diretor de Prova: FÁBIO FURLANETTO

Orbits







PREFEITURA MUNICIPAL  
**CLÁUDIA**  
uma cidade para todos



## MX LIMMT - 1a Etapa

IMPORTADA INTERMEDIÁRIA

Cláudia/MT 1,000 Km

Warm-up

30/04/2023 10:40

Qualificação iniciado em 11:27:46


Lap	Lap Tm	Diff	Time of Day
<b>(981) ANDERSON CHUPEL</b>			
1	1:31.327	+28.488	11:30:14.539
2	1:04.067	+1.228	11:31:18.606
3	1:19.889	+17.050	11:32:38.495
4	<b>1:02.839</b>		11:33:41.334
5	1:02.912	+0.073	11:34:44.246
<b>(30) PAULO HENRIQUE</b>			
1	1:17.465	+13.654	11:29:35.189
2	1:17.860	+14.049	11:30:53.049
3	<b>1:03.811</b>		11:31:56.860
4	1:04.053	+0.242	11:33:00.913
5	1:04.346	+0.535	11:34:05.259
6	1:16.772	+12.961	11:35:22.031
<b>(69) ROMÁRIO ROSA</b>			
1	1:09.430	+5.541	11:29:30.167
2	1:04.007	+0.118	11:30:34.174
3	<b>1:03.889</b>		11:31:38.063
4	1:14.953	+11.064	11:32:53.016
5	1:04.020	+0.131	11:33:57.036
6	1:17.928	+14.039	11:35:14.964
<b>(299) BRYAN RHUAN</b>			
1	1:06.807	+2.455	11:30:03.365
2	1:21.204	+16.852	11:31:24.569
3	1:04.659	+0.307	11:32:29.228
4	1:29.822	+25.470	11:33:59.050
5	<b>1:04.352</b>		11:35:03.402
<b>(15) WILSON JUNIOR</b>			
1	1:12.896	+7.620	11:29:24.669
2	1:06.795	+1.519	11:30:31.464
3	1:06.043	+0.767	11:31:37.507
4	1:06.280	+1.004	11:32:43.787
5	1:09.084	+3.808	11:33:52.871
6	<b>1:05.276</b>		11:34:58.147
<b>(99) VENICIO TOMAZZI</b>			
1	1:11.578	+5.717	11:29:32.797
2	<b>1:05.861</b>		11:30:38.658
3	1:06.360	+0.499	11:31:45.018
4	1:23.607	+17.746	11:33:08.625
5	1:06.472	+0.611	11:34:15.097
<b>(354) RAFAEL KLUGE</b>			
1	1:19.708	+13.205	11:29:51.980
2	1:07.635	+1.132	11:30:59.615
3	1:11.369	+4.866	11:32:10.984
4	<b>1:06.503</b>		11:33:17.487
<b>(44) RICARDO LIMEIRA</b>			
1	1:14.287	+6.837	11:29:26.976
2	1:08.647	+1.197	11:30:35.623
3	<b>1:07.450</b>		11:31:43.073
4	1:07.725	+0.275	11:32:50.798
5	1:13.045	+5.595	11:34:03.843
6	1:08.190	+0.740	11:35:12.033
<b>(721) MATHEUS CORDEIRO</b>			
1	1:16.609	+9.151	11:29:39.865
2	1:09.720	+2.262	11:30:49.585
3	1:08.043	+0.585	11:31:57.628
4	1:07.951	+0.493	11:33:05.579
5	<b>1:07.458</b>		11:34:13.037

Lap	Lap Tm	Diff	Time of Day
<b>(69) MARCO MEYER</b>			
1	1:20.055	+12.142	11:29:45.020
2	1:11.071	+3.158	11:30:56.091
3	1:10.003	+2.090	11:32:06.094
4	<b>1:07.913</b>		11:33:14.007
5	1:09.111	+1.198	11:34:23.118
<b>(984) ALEX SANDRO FASBINDER</b>			
1	1:16.395	+7.976	11:29:47.222
2	1:10.934	+2.515	11:30:58.156
3	<b>1:08.419</b>		11:32:06.575
4	1:08.731	+0.312	11:33:15.306
5	1:08.910	+0.491	11:34:24.216
<b>(107) VICTOR LUIS</b>			
1	1:28.346	+19.330	11:29:58.040
2	1:12.409	+3.393	11:31:10.449
3	1:10.501	+1.485	11:32:20.950
4	<b>1:09.016</b>		11:33:29.966
5	1:10.417	+1.401	11:34:40.383
<b>(37) GUSTAVO AQUINO</b>			
1	1:18.748	+8.972	11:30:25.607
2	1:14.012	+4.236	11:31:39.619
3	1:16.102	+6.326	11:32:55.721
4	<b>1:09.776</b>		11:34:05.497
5	1:21.604	+11.828	11:35:27.101
<b>(44) ELTON PISETTA</b>			
1	1:16.467	+6.627	11:30:18.081
2	1:12.788	+2.948	11:31:30.869
3	1:12.443	+2.603	11:32:43.312
4	<b>1:09.840</b>		11:33:53.152
5	1:10.106	+0.266	11:35:03.258
<b>(26) JOHN WILLIAM</b>			
1	1:19.901	+9.888	11:29:54.073
2	1:11.630	+1.617	11:31:05.703
3	1:12.301	+2.288	11:32:18.004
4	1:10.607	+0.594	11:33:28.611
5	<b>1:10.013</b>		11:34:38.624
<b>(85) JAY ALDEANY</b>			
1	1:21.209	+10.581	11:30:00.291
2	1:12.611	+1.983	11:31:12.902
3	1:12.226	+1.598	11:32:25.128
4	1:11.740	+1.112	11:33:36.868
5	<b>1:10.628</b>		11:34:47.496

Lap Lap Tm Diff Time of Day

Cronometragem: MARCOS A. MANCINI - Diretor de Prova: FÁBIO FURLANETTO

Orbits





PREFEITURA MUNICIPAL  
**CLÁUDIA**  
uma cidade para todos



MX LIMMT - 1a Etapa

Classificado pela melhor volta

IMPORTADA INTERMEDIÁRIA

Cláudia/MT 1,000 Km

Warm-up

30/04/2023 10:40

Qualificação iniciado em 11:27:46

Pos	No.	Nome	Classe	M. Tempo	Diff	Moto	Cidade	Patrocinador
1	981	ANDERSON CHUPEL	IMP INTER	1:02.839		KAWASAKI	SINOP	AGRARI-IDEAL GRAFICOS-BOX1
2	30	PAULO HENRIQUE	IMP INTER	1:03.811	0.972	KAWASAKI	SORRISO	D CEREAIS TRASPORTE E LOGÍSTICA
3	69	ROMÁRIO ROSA	IMP INTER	1:03.889	1.050	KAWASAKI	JUARA	AUTO ESCOLA TAPURAH
4	299	BRYAN RHUAN	IMP INTER	1:04.352	1.513	YAMAHA	UNIÃO DO SUL	MICHAEL-DMR ADVOCACIA-ABIMAEI MOTOS
5	15	WILSON JUNIOR	IMP INTER	1:05.276	2.437	YAMAHA	NOVA UBIRATÁ	UBIRATÁ RACING
6	99	VENICIO TOMAZZI	IMP INTER	1:05.861	3.022	YAMAHA	UNIÃO DO SUL	TOMAZZI TERRAPLANAGEM
7	354	RAFAEL KLUGE	IMP INTER	1:06.503	3.664	KAWASAKI	LUCAS DO RIO VERDE	PRECISA SHOP-FOFOBELO
8	44	RICARDO LIMEIRA	IMP INTER	1:07.450	4.611	KTM	MORAES DE ALMEIDA	XING~U METAIS-POSTO VIP
9	721	MATHEUS CORDEIRO	IMP INTER	1:07.458	4.619	KAWASAKI	SINOP	SRK RECAPADORA-SS INSTALADORA-AGROCOLHEI
10	69	MARCO MEYER	IMP INTER	1:07.913	5.074	KAWASAKI	VERA	HOTEL CACIONEIRO-CONSTRUTORA INNOVARE
11	984	ALEX SANDRO FASBIN DE	IMP INTER	1:08.419	5.580	YAMAHA	SINOP	AGROBOI NUTRIÇÃO ANIMAL
12	107	VICTOR LUIS	IMP INTER	1:09.016	6.177	KAWASAKI	SINOP	STORARI ACABAMENTOS-CLASSIC AUTO CENTER
13	37	GUSTAVO AQUINO	IMP INTER	1:09.776	6.937	KTM	PEIXOTO DE AZEVEDO	
14	44	ELTON PISETTA	IMP INTER	1:09.840	7.001	YAMAHA	SINOP	SICO 08 MT-ELETRONOP MAT ELÉTRICOS-ESTAÇÃO
15	26	JOHN WILLIAM	IMP INTER	1:10.013	7.174	HONDA	SINOP	ARTE FARMA-ECO CENTAURO SISTEMAS-BOX 1-10 E I
16	85	JAY ALDEANY	IMP INTER	1:10.628	7.789	KAWASAKI	NOVA UBIRATÁ	CASA DE CARNE BOI GORDO-RB RESTAURANTE-JD

Cronometragem: MARCOS A. MANCINI - Diretor de Prova: FÁBIO FURLANETTO

Orbits





PREFEITURA MUNICIPAL  
**CLÁUDIA**  
uma cidade para todos



## MX LIMMT - 1a Etapa

IMPORTADA LIGHT

Cláudia/MT 1,000 Km

Corrida

30/04/2023 15:30

Corrida iniciado em 15:59:45


Lap	Lap Tm	Diff	Time of Day
<b>(93) ELIANDRO PORFIRIO</b>			
1	<b>1:12.222</b>		16:01:54.048
2	1:13.017	+0.795	16:03:07.065
3	1:13.663	+1.441	16:04:20.728
4	1:15.306	+3.084	16:05:36.034
5	1:16.141	+3.919	16:06:52.175
6	1:15.986	+3.764	16:08:08.161
7	1:18.300	+6.078	16:09:26.461
<b>(28) AGNALDO GOUVEA</b>			
1	1:15.493	+0.580	16:02:02.161
2	<b>1:14.913</b>		16:03:17.074
3	1:15.294	+0.381	16:04:32.368
4	1:16.256	+1.343	16:05:48.624
5	1:15.203	+0.290	16:07:03.827
6	1:16.021	+1.108	16:08:19.848
7	1:15.706	+0.793	16:09:35.554
<b>(55) FÁBIO BOFFETE</b>			
1	<b>1:14.568</b>		16:01:59.135
2	1:15.494	+0.926	16:03:14.629
3	1:17.592	+3.024	16:04:32.221
4	1:15.438	+0.870	16:05:47.659
5	1:15.024	+0.456	16:07:02.683
6	1:19.405	+4.837	16:08:22.088
7	1:15.341	+0.773	16:09:37.429
<b>(253) ADEMIR MARQUITI</b>			
1	1:17.882	+3.442	16:02:06.205
2	1:14.604	+0.164	16:03:20.809
3	1:15.472	+1.032	16:04:36.281
4	<b>1:14.440</b>		16:05:50.721
5	1:15.295	+0.855	16:07:06.016
6	1:16.843	+2.403	16:08:22.859
7	1:15.685	+1.245	16:09:38.544
<b>(38) LUCAS CARVALHO</b>			
1	1:13.536	+0.341	16:01:56.867
2	<b>1:13.195</b>		16:03:10.062
3	1:14.314	+1.119	16:04:24.376
4	1:15.472	+2.277	16:05:39.848
5	1:16.374	+3.179	16:06:56.222
6	1:27.758	+14.563	16:08:23.980
7	1:15.330	+2.135	16:09:39.310
<b>(89) CRISTIAN BERNEGOZZI</b>			
1	1:32.369	+17.032	16:02:19.460
2	1:15.615	+0.278	16:03:35.075
3	1:17.218	+1.881	16:04:52.293
4	1:15.431	+0.094	16:06:07.724
5	<b>1:15.337</b>		16:07:23.061
6	1:16.499	+1.162	16:08:39.560
7	1:15.650	+0.313	16:09:55.210
<b>(77) ELDER DOUGLAS</b>			
1	1:16.800	+1.494	16:02:21.549
2	<b>1:15.306</b>		16:03:36.855
3	1:17.193	+1.887	16:04:54.048
4	1:16.788	+1.482	16:06:10.836
5	1:18.205	+2.899	16:07:29.041
6	1:16.277	+0.971	16:08:45.318
7	1:17.351	+2.045	16:10:02.669
<b>(771) GABRIEL CERVANTE</b>			
1	1:16.224	+1.303	16:02:24.602

Lap	Lap Tm	Diff	Time of Day
2	1:14.975	+0.054	16:03:39.577
3	1:19.381	+4.460	16:04:58.958
4	1:18.114	+3.193	16:06:17.072
5	1:15.164	+0.243	16:07:32.236
6	<b>1:14.921</b>		16:08:47.157
7	1:16.040	+1.119	16:10:03.197
<b>(263) ELITON RAITZ</b>			
1	1:20.161	+3.564	16:02:07.839
2	<b>1:16.597</b>		16:03:24.436
3	1:18.751	+2.154	16:04:43.187
4	1:20.324	+3.727	16:06:03.511
5	1:19.623	+3.026	16:07:23.134
6	1:21.316	+4.719	16:08:44.450
7	1:21.435	+4.838	16:10:05.885
<b>(81) ROMERO ARAUJO</b>			
1	<b>1:18.144</b>		16:02:10.025
2	1:19.075	+0.931	16:03:29.100
3	1:20.842	+2.698	16:04:49.942
4	1:19.008	+0.864	16:06:08.950
5	1:19.762	+1.618	16:07:28.712
6	1:21.634	+3.490	16:08:50.346
7	1:21.733	+3.589	16:10:12.079
<b>(75) JONES FRANK</b>			
1	<b>1:18.197</b>		16:02:07.168
2	1:18.467	+0.270	16:03:25.635
3	1:18.327	+0.130	16:04:43.962
4	1:22.632	+4.435	16:06:06.594
5	1:23.780	+5.583	16:07:30.374
6	1:23.782	+5.585	16:08:54.156
7	1:19.453	+1.256	16:10:13.609
<b>(721) JOÃO CORDEIRO</b>			
1	1:19.477	+0.675	16:02:18.768
2	1:19.446	+0.644	16:03:38.214
3	1:20.691	+1.889	16:04:58.905
4	1:22.615	+3.813	16:06:21.520
5	<b>1:18.802</b>		16:07:40.322
6	1:19.833	+1.031	16:09:00.155
7	1:20.558	+1.756	16:10:20.713
<b>(88) ALEX BORTOLUZZI</b>			
1	1:21.343	+1.548	16:02:14.747
2	1:20.595	+0.800	16:03:35.342
3	1:22.593	+2.798	16:04:57.935
4	1:21.969	+2.174	16:06:19.904
5	1:21.765	+1.970	16:07:41.669
6	<b>1:19.795</b>		16:09:01.464
7	1:21.368	+1.573	16:10:22.832
<b>(6) ELAN JOSÉ</b>			
1	<b>1:17.673</b>		16:02:05.691
2	1:30.272	+12.599	16:03:35.963
3	1:22.301	+4.628	16:04:58.264
4	1:22.798	+5.125	16:06:21.062
5	1:27.881	+10.208	16:07:48.943
6	1:31.561	+13.888	16:09:20.504
7	1:58.196	+40.523	16:11:18.700
<b>(25) EDVAN MARTINS</b>			
1	<b>1:16.212</b>		16:03:01.672
2	1:16.325	+0.113	16:04:17.997
3	1:17.140	+0.928	16:05:35.137
4	1:19.608	+3.396	16:06:54.745

Lap	Lap Tm	Diff	Time of Day
5	1:18.860	+2.648	16:08:13.605
6	1:19.192	+2.980	16:09:32.797
<b>(177) LEANDRO SANTINI</b>			
1	<b>1:15.543</b>		16:02:01.138
2	1:16.177	+0.634	16:03:17.315
3	1:59.722	+44.179	16:05:17.037
4	1:26.103	+10.560	16:06:43.140
5	1:27.558	+12.015	16:08:10.698
6	1:30.523	+14.980	16:09:41.221
<b>(70) VICTOR BATISTELLO</b>			
1	1:27.226	+2.047	16:02:28.883
2	<b>1:25.179</b>		16:03:54.062
3	1:29.751	+4.572	16:05:23.813
4	1:32.673	+7.494	16:06:56.486
5	1:33.922	+8.743	16:08:30.408
6	1:32.562	+7.383	16:10:02.970

Cronometragem: MARCOS A. MANCINI - Diretor de Prova: FÁBIO FURLANETTO

Orbits





# MX LIMMT - 1a Etapa

## Classificado por voltas

IMPORTADA LIGHT

Cláudia/MT 1,000 Km

Corrida

30/04/2023 15:30

Corrida iniciado em 15:59:45

Pos	No.	Nome	Classe	Voltas	Diff	M. Tempo	Moto	Cidade	Patrocinador
1	93	ELIANDRO PORFIRIO	IMP LIGHT	7		1:12.222	KAWASAKI	SINOP	SS INSTALADORA CONSTRUÇÕES DE OBRAS ELE
2	28	AGNALDO GOUVEA	IMP LIGHT	7	9.093	1:14.913	HONDA	ALTA FLORESTA	CENTRAL ACESSÓRIOS
3	55	FÁBIO BOFFETE	IMP LIGHT	7	10.968	1:14.568	HONDA	PARANAITA	RETOCAR VEÍCULOS
4	253	ADEMIR MARQUITI	IMP LIGHT	7	12.083	1:14.440	YAMAHA	UNIÃO DO SUL	
5	38	LUCAS CARVALHO	IMP LIGHT	7	12.849	1:13.195	KAWASAKI	SINOP	IMPÉRIO VEÍCULOS
6	89	CRISTIAN BERNEGOZZ	IMP LIGHT	7	28.749	1:15.337	HONDA	SINOP	BOX 1 MULTIMARCAS-BORRACHARIA SANTA FÉ-M
7	77	ELDER DOUGLAS	IMP LIGHT	7	36.208	1:15.306	KAWASAKI	TAPURAH	AGROPECUÁRIA CONQUISTA
8	771	GABRIEL CERVANTE	IMP LIGHT	7	36.736	1:14.921	KTM	PEIXOTO DE AZEVEDI	
9	263	ELITON RAITZ	IMP LIGHT	7	39.424	1:16.597	HONDA	SINOP	G4 VEÍCULOS
10	81	ROMERO ARAUJO	IMP LIGHT	7	45.618	1:18.144	YAMAHA	COLÍDER	MACULAN TRANSPORTES
11	75	JONES FRANK	IMP LIGHT	7	47.148	1:18.197	KAWASAKI	SORRISO	DALMAGRO REFRIGERAÇÃO-MUNDIAL AUTO PEÇ
12	721	JOÃO CORDEIRO	IMP LIGHT	7	54.252	1:18.802	KAWASAKI	SINOP	SRK REFORMADORA
13	88	ALEX BORTOLUZZI	IMP LIGHT	7	56.371	1:19.795	HONDA	SINOP	PINGO MADEIRAS-KLAUS MADEIRA-CASA DAS MO
14	6	ELAN JOSÉ	IMP LIGHT	7	1:52.239	1:17.673	KTM	SINOP	JF ENGENHARIA E CONSTRUÇÃO-FAZ. NS APARE
15	25	EDVAN MARTINS	IMP LIGHT	6	1 Volta	1:16.212	HONDA	CLÁUDIA	GRANEL-FF PRESTADORA DE SERVIÇOS
16	177	LEANDRO SANTINI	IMP LIGHT	6	1 Volta	1:15.543	KAWASAKI	SINOP	TECH PRINT, COLEGIO DOM +
17	70	VICTOR BATISTELLO	IMP LIGHT	6	1 Volta	1:25.179	HONDA	ITAÚBA	JV MAT P/ CONSTRUÇÃO-LUANE DISK ENTULHOS
18	220	WILLIANS GONÇALVES	IMP LIGHT	7 Voltas			HONDA	NOVA CANAÃ DO NOF	REAL MOTOS

Margem da Vitoria

velocidade Media

Tempo Melhor volta

Melhor Veloc.

Melhor Volta por..

9.093

43,410

1:12.222

49,846

93 - ELIANDRO PORFIRIO

Cronometragem: MARCOS A. MANCINI - Diretor de Prova: FÁBIO FURLANETTO

Orbits





PREFEITURA MUNICIPAL  
**CLÁUDIA**  
uma cidade para todos



## MX LIMMT - 1a Etapa

IMPORTADA LIGHT

Cláudia/MT 1,000 Km

Warm-up

30/04/2023 10:20

Qualificação iniciado em 10:34:51


Lap	Lap Tm	Diff	Time of Day
<b>(28) AGNALDO GOUVEA</b>			
1	2:32.356	+1:18.102	10:37:42.198
2	1:18.665	+4.411	10:39:00.863
3	<b>1:14.254</b>		10:40:15.117
4	1:14.512	+0.258	10:41:29.629
5	1:18.732	+4.478	10:42:48.361
<b>(253) ADEMIR MARQUITI</b>			
1	2:38.851	+1:22.564	10:37:38.738
2	1:20.776	+4.489	10:38:59.514
3	1:25.056	+8.769	10:40:24.570
4	1:20.617	+4.330	10:41:45.187
5	<b>1:16.287</b>		10:43:01.474
<b>(93) ELIANDRO PORFIRIO</b>			
1	2:25.955	+1:09.087	10:37:33.722
2	1:17.838	+0.970	10:38:51.560
3	1:19.050	+2.182	10:40:10.610
4	<b>1:16.868</b>		10:41:27.478
5	1:18.467	+1.599	10:42:45.945
<b>(771) GABRIEL CERVANTE</b>			
1	2:53.236	+1:34.297	10:37:58.887
2	1:24.084	+5.145	10:39:22.971
3	1:44.389	+25.450	10:41:07.360
4	<b>1:18.939</b>		10:42:26.299
<b>(89) CRISTIAN BERNEGOZZI</b>			
1	2:26.854	+1:07.662	10:37:30.004
2	1:20.552	+1.360	10:38:50.556
3	1:19.541	+0.349	10:40:10.097
4	<b>1:19.192</b>		10:41:29.289
5	1:20.176	+0.984	10:42:49.465
<b>(177) LEANDRO SANTINI</b>			
1	2:38.403	+1:18.921	10:37:51.811
2	1:21.560	+2.078	10:39:13.371
3	1:19.873	+0.391	10:40:33.244
4	<b>1:19.482</b>		10:41:52.726
5	1:20.135	+0.653	10:43:12.861
<b>(77) ELDER DOUGLAS</b>			
1	2:54.043	+1:33.836	10:38:04.931
2	1:27.868	+7.661	10:39:32.799
3	1:22.166	+1.959	10:40:54.965
4	<b>1:20.207</b>		10:42:15.172
<b>(81) ROMERO ARAUJO</b>			
1	2:35.848	+1:15.275	10:37:41.705
2	1:29.816	+9.243	10:39:11.521
3	<b>1:20.573</b>		10:40:32.094
4	1:23.783	+3.210	10:41:55.877
5	1:24.057	+3.484	10:43:19.934
<b>(88) ALEX BORTOLUZZI</b>			
1	2:34.138	+1:13.025	10:37:44.522
2	1:25.306	+4.193	10:39:09.828
3	1:21.188	+0.075	10:40:31.016
4	<b>1:21.113</b>		10:41:52.129
5	1:22.982	+1.869	10:43:15.111
<b>(25) EDVAN MARTINS</b>			
1	2:38.113	+1:16.857	10:37:39.810
2	1:22.067	+0.811	10:39:01.877
3	<b>1:21.256</b>		10:40:23.133

Lap	Lap Tm	Diff	Time of Day
4	1:22.672	+1.416	10:41:45.805
5	1:22.508	+1.252	10:43:08.313
<b>(110) FÁBIO BOFFETE</b>			
1	2:55.465	+1:33.652	10:38:13.511
2	1:22.944	+1.131	10:39:36.455
3	<b>1:21.813</b>		10:40:58.268
4	1:22.362	+0.549	10:42:20.630
<b>(19) DIEGO GIACOPPINI</b>			
1	2:34.492	+1:12.471	10:37:39.667
2	1:25.540	+3.519	10:39:05.207
3	1:22.104	+0.083	10:40:27.311
4	<b>1:22.021</b>		10:41:49.332
5	1:26.138	+4.117	10:43:15.470
<b>(286) MARCELO CAVALHEIRO</b>			
1	2:37.883	+1:15.745	10:37:50.269
2	1:23.336	+1.198	10:39:13.605
3	1:24.374	+2.236	10:40:37.979
4	<b>1:22.138</b>		10:42:00.117
5	1:25.596	+3.458	10:43:25.713
<b>(38) LUCAS CARVALHO</b>			
1	3:04.370	+1:41.599	10:38:16.673
2	1:26.370	+3.599	10:39:43.043
3	1:26.879	+4.108	10:41:09.922
4	<b>1:22.771</b>		10:42:32.693
<b>(258) JEFFERSON MARQUITI</b>			
1	2:50.542	+1:27.598	10:37:51.171
2	1:25.068	+2.124	10:39:16.239
3	1:25.143	+2.199	10:40:41.382
4	<b>1:22.944</b>		10:42:04.326
<b>(721) JOÃO CORDEIRO</b>			
1	3:19.146	+1:55.909	10:38:23.316
2	1:24.782	+1.545	10:39:48.098
3	1:24.279	+1.042	10:41:12.377
4	<b>1:23.237</b>		10:42:35.614
<b>(263) ELITON RAITZ</b>			
1	2:36.766	+1:13.421	10:37:44.890
2	1:26.906	+3.561	10:39:11.796
3	1:23.805	+0.460	10:40:35.601
4	1:24.134	+0.789	10:41:59.735
5	<b>1:23.345</b>		10:43:23.080
<b>(6) ELAN JOSÉ</b>			
1	2:33.687	+1:10.258	10:37:49.508
2	1:27.545	+4.116	10:39:17.053
3	<b>1:23.429</b>		10:40:40.482
4	1:28.004	+4.575	10:42:08.486
<b>(220) WILLIANS GONÇALVES</b>			
1	3:04.642	+1:39.770	10:38:03.722
2	1:25.472	+0.600	10:39:29.194
3	<b>1:24.872</b>		10:40:54.066
4	1:31.758	+6.886	10:42:25.824
<b>(116) CAIO HENRIQUE</b>			
1	2:33.117	+1:08.205	10:37:38.243
2	1:29.105	+4.193	10:39:07.348
3	1:25.987	+1.075	10:40:33.335
4	<b>1:24.912</b>		10:41:58.247

Lap	Lap Tm	Diff	Time of Day
<b>(41) FERNANDO SANTANA</b>			
1	2:44.703	+1:19.360	10:37:53.955
2	<b>1:25.343</b>		10:39:19.298
3	1:25.977	+0.634	10:40:45.275
4	1:26.264	+0.921	10:42:11.539
<b>(75) JONES FRANK</b>			
1	2:30.812	+1:04.547	10:37:47.472
2	1:41.349	+15.084	10:39:28.821
3	1:27.414	+1.149	10:40:56.235
4	<b>1:26.265</b>		10:42:22.500
<b>(91) EMERSON KREFF</b>			
1	2:48.078	+1:21.582	10:38:00.125
2	1:30.989	+4.493	10:39:31.114
3	1:27.997	+1.501	10:40:59.111
4	<b>1:26.496</b>		10:42:25.607
<b>(70) VICTOR BATISTELLO</b>			
1	3:07.963	+1:35.905	10:38:10.686
2	1:35.455	+3.397	10:39:46.141
3	<b>1:32.058</b>		10:41:18.199
4	1:34.971	+2.913	10:42:53.170

Cronometragem: MARCOS A. MANCINI - Diretor de Prova: FÁBIO FURLANETTO

Orbits





PREFEITURA MUNICIPAL  
**CLÁUDIA**  
uma cidade para todos



MX LIMMT - 1a Etapa

Classificado pela melhor volta

IMPORTADA LIGHT

Cláudia/MT 1,000 Km

Warm-up


30/04/2023 10:20

Qualificação iniciado em 10:34:51

Pos	No.	Nome	Classe	M. Tempo	Diff	Moto	Cidade	Patrocinador
1	28	AGNALDO GOUVEA	IMP LIGHT	1:14.254		HONDA	ALTA FLORESTA	CENTRAL ACESSÓRIOS
2	253	ADEMIR MARQUITI	IMP LIGHT	1:16.287	2.033	YAMAHA	UNIÃO DO SUL	
3	93	ELIANDRO PORFIRIO	IMP LIGHT	1:16.868	2.614	KAWASAKI	SINOP	SS INSTALADORA CONSTRUÇÕES DE OBRAS ELETR
4	771	GABRIEL CERVANTE	IMP LIGHT	1:18.939	4.685	KTM	PEIXOTO DE AZEVEDO	
5	89	CRISTIAN BERNEGOZZI	IMP LIGHT	1:19.192	4.938	HONDA	SINOP	BOX 1 MULTIMARCAS-BORRACHARIA SANTA FÉ-NA
6	177	LEANDRO SANTINI	IMP LIGHT	1:19.482	5.228	KAWASAKI	SINOP	TECH PRINT, COLEGIO DOM +
7	77	ELDER DOUGLAS	IMP LIGHT	1:20.207	5.953	KAWASAKI	TAPURAH	AGROPECUÁRIA CONQUISTA
8	81	ROMERO ARAUJO	IMP LIGHT	1:20.573	6.319	YAMAHA	COLÍDER	MACULAN TRANSPORTES
9	88	ALEX BORTOLUZZI	IMP LIGHT	1:21.113	6.859	HONDA	SINOP	PINGO MADEIRAS-KLAUS MADEIRA-CASA DAS MOT
10	25	EDVAN MARTINS	IMP LIGHT	1:21.256	7.002	HONDA	CLÁUDIA	GRANEL-FF PRESTADORA DE SERVIÇOS
11	110	FÁBIO BOFFETE	IMP LIGHT	1:21.813	7.559	HONDA	PARANAITA	RETOCAR VEÍCULOS
12	19	DIEGO GIACOPPINI	IMP LIGHT	1:22.021	7.767	YAMAHA	CLÁUDIA	MD TRANSPORTES-GIACOPPINI MADEIRAS
13	286	MARCELO CAVALHEIRO	IMP LIGHT	1:22.138	7.884	HONDA	SINOP	SOMBRA TERRAPLANAGEM-TEC PRINT
14	38	LUCAS CARVALHO	IMP LIGHT	1:22.771	8.517	KAWASAKI	SINOP	IMPÉRIO VEÍCULOS
15	258	JEFFERSON MARQUITI	IMP LIGHT	1:22.944	8.690	HONDA	SORRISO	
16	721	JOÃO CORDEIRO	IMP LIGHT	1:23.237	8.983	KAWASAKI	SINOP	SRK REFORMADORA
17	263	ELITON RAITZ	IMP LIGHT	1:23.345	9.091	HONDA	SINOP	G4 VEÍCULOS
18	6	ELAN JOSÉ	IMP LIGHT	1:23.429	9.175	KTM	SINOP	JF ENGENHARIA E CONSTRUÇÃO-FAZ. NS APARECII
19	220	WILLIANS GONÇALVES	IMP LIGHT	1:24.872	10.618	HONDA	NOVA CANAÃ DO NORTE	REAL MOTOS
20	116	CAIO HENRIQUE	IMP LIGHT	1:24.912	10.658	HONDA	SINOP	G4 VEÍCULOS
21	41	FERNANDO SANTANA	IMP LIGHT	1:25.343	11.089	KAWASAKI	SINOP	MERCADO D ANITA
22	75	JONES FRANK	IMP LIGHT	1:26.265	12.011	KAWASAKI	SORRISO	DALMAGRO REFRIGERAÇÃO-MUNDIAL AUTO PEÇAS
23	91	EMERSON KREFF	IMP LIGHT	1:26.496	12.242	HONDA	GUARANTÁ DO NORTE	TOP CLIMA-RB RESTAURANTE-ESPETUS CHURRASCO
24	70	VICTOR BATISTELLO	IMP LIGHT	1:32.058	17.804	HONDA	ITAÚBA	JV MAT P/ CONSTRUÇÃO-LUANE DISK ENTULHOS

Cronometragem: MARCOS A. MANCINI - Diretor de Prova: FÁBIO FURLANETTO

Orbits





PREFEITURA MUNICIPAL  
**CLÁUDIA**  
uma cidade para todos



## MX LIMMT - 1a Etapa

IMPORTADA MX1

Cláudia/MT 1,000 Km

Corrida

30/04/2023 17:00

Corrida iniciado em 16:49:13

Lap	Lap Tm	Diff	Time of Day
<b>(816) GUILHERME MASCHIO</b>			
1	1:03.942	+1.931	16:51:10.012
2	1:02.913	+0.902	16:52:12.925
3	<b>1:02.011</b>		16:53:14.936
4	1:04.483	+2.472	16:54:19.419
5	1:04.952	+2.941	16:55:24.371
6	1:04.398	+2.387	16:56:28.769
7	1:05.427	+3.416	16:57:34.196
8	1:05.976	+3.965	16:58:40.172
9	1:05.219	+3.208	16:59:45.391
10	1:05.921	+3.910	17:00:51.312
11	1:05.832	+3.821	17:01:57.144
12	1:05.302	+3.291	17:03:02.446
13	1:06.213	+4.202	17:04:08.659
14	1:06.075	+4.064	17:05:14.734
15	1:06.358	+4.347	17:06:21.092

<b>(981) ANDERSON CHUPEL</b>			
1	<b>1:04.192</b>		16:51:08.508
2	1:05.630	+1.438	16:52:14.138
3	1:07.066	+2.874	16:53:21.204
4	1:06.839	+2.647	16:54:28.043
5	1:07.277	+3.085	16:55:35.320
6	1:06.592	+2.400	16:56:41.912
7	1:07.612	+3.420	16:57:49.524
8	1:06.984	+2.792	16:58:56.508
9	1:06.816	+2.624	17:00:03.324
10	1:08.111	+3.919	17:01:11.435
11	1:07.679	+3.487	17:02:19.114
12	1:07.416	+3.224	17:03:26.530
13	1:07.642	+3.450	17:04:34.172
14	1:09.087	+4.895	17:05:43.259
15	1:12.023	+7.831	17:06:55.282

<b>(69) ROMÁRIO ROSA</b>			
1	1:07.235	+1.096	16:51:16.776
2	1:08.294	+2.155	16:52:25.070
3	1:06.308	+0.169	16:53:31.378
4	1:06.687	+0.548	16:54:38.065
5	1:06.451	+0.312	16:55:44.516
6	1:06.515	+0.376	16:56:51.031
7	1:06.702	+0.563	16:57:57.733
8	<b>1:06.139</b>		16:59:03.872
9	1:07.736	+1.597	17:00:11.608
10	1:07.167	+1.028	17:01:18.775
11	1:07.711	+1.572	17:02:26.486
12	1:07.197	+1.058	17:03:33.683
13	1:07.717	+1.578	17:04:41.400
14	1:07.338	+1.199	17:05:48.738
15	1:11.349	+5.210	17:07:00.087

<b>(721) GUILHERME CORDEIRO</b>			
1	1:07.876	+1.625	16:51:11.741
2	1:08.020	+1.769	16:52:19.761
3	1:07.147	+0.896	16:53:26.908
4	1:06.886	+0.635	16:54:33.794
5	<b>1:06.251</b>		16:55:40.045
6	1:06.731	+0.480	16:56:46.776
7	1:06.674	+0.423	16:57:53.450
8	1:07.258	+1.007	16:59:00.708
9	1:08.859	+2.608	17:00:09.567
10	1:08.762	+2.511	17:01:18.329
11	1:08.227	+1.976	17:02:26.556
12	1:09.832	+3.581	17:03:36.388
13	1:09.884	+3.633	17:04:46.272


Lap	Lap Tm	Diff	Time of Day
14	1:10.317	+4.066	17:05:56.589
15	1:10.080	+3.829	17:07:06.669
<b>(30) PAULO HENRIQUE</b>			
1	<b>1:05.678</b>		16:51:12.221
2	1:39.469	+33.791	16:52:51.690
3	1:10.121	+4.443	16:54:01.811
4	1:11.742	+6.064	16:55:13.553
5	1:13.862	+8.184	16:56:27.415
6	1:14.001	+8.323	16:57:41.416
7	1:15.837	+10.159	16:58:57.253
8	1:15.904	+10.226	17:00:13.157
9	1:17.452	+11.774	17:01:30.609
10	1:15.989	+10.311	17:02:46.598
11	1:14.569	+8.891	17:04:01.167
12	1:11.523	+5.845	17:05:12.690
13	1:12.327	+6.649	17:06:25.017

<b>(2) MARCOS ALEXANDRE</b>			
1	<b>1:04.050</b>		16:51:05.705
2	1:04.498	+0.448	16:52:10.203
3	1:04.111	+0.061	16:53:14.314
4	2:36.868	+1:32.818	16:55:51.182
5	1:13.360	+9.310	16:57:04.542
6	1:11.681	+7.631	16:58:16.223
7	1:10.799	+6.749	16:59:27.022
8	1:12.676	+8.626	17:00:39.698
9	1:11.934	+7.884	17:01:51.632
10	1:13.494	+9.444	17:03:05.126
11	1:11.017	+6.967	17:04:16.143
12	1:11.141	+7.091	17:05:27.284
13	1:11.177	+7.127	17:06:38.461

<b>(85) JAY ALDEANY</b>			
1	1:16.038	+0.118	16:51:28.826
2	1:15.994	+0.074	16:52:44.820
3	1:20.193	+4.273	16:54:05.013
4	<b>1:15.920</b>		16:55:20.933
5	1:18.081	+2.161	16:56:39.014
6	1:20.448	+4.528	16:57:59.462
7	1:16.740	+0.820	16:59:16.202
8	1:16.932	+1.012	17:00:33.134
9	1:22.205	+6.285	17:01:55.339
10	1:16.609	+0.689	17:03:11.948
11	1:17.082	+1.162	17:04:29.030
12	1:22.326	+6.406	17:05:51.356
13	1:18.356	+2.436	17:07:09.712

Cronometragem: MARCOS A. MANCINI - Diretor de Prova: FÁBIO FURLANETTO

Orbits





PREFEITURA MUNICIPAL  
**CLÁUDIA**  
uma cidade para todos



## MX LIMMT - 1a Etapa

## Classificado por voltas

IMPORTADA MX1

Cláudia/MT 1,000 Km

Corrida

30/04/2023 17:00

Corrida iniciado em 16:49:13

Pos	No.	Nome	Classe	Voltas	Diff	M. Tempo	Moto	Cidade	Patrocinador
1	816	<b>GUILHERME MASCHIO</b>	IMP MX1	<b>15</b>		1:02.011	YAMAHA	NOVA UBIRATÃ	MASCHIO MX SCHOOL-UBIRATÃ RACING
2	981	<b>ANDERSON CHUPEL</b>	IMP MX1	<b>15</b>	<b>34.190</b>	1:04.192	KAWASAKI	SINOP	AGRARI-IDEAL GRAFICOS-BOX1
3	69	<b>ROMÁRIO ROSA</b>	IMP MX1	<b>15</b>	<b>38.995</b>	1:06.139	KAWASAKI	JUARA	AUTO ESCOLA TAPURAH
4	721	<b>GUILHERME CORDEIRO</b>	IMP MX1	<b>15</b>	<b>45.577</b>	1:06.251	KAWASAKI	SINOP	SRK REFORMADORA
5	30	<b>PAULO HENRIQUE</b>	IMP MX1	<b>13</b>	<b>2 Voltas</b>	1:05.678	KAWASAKI	SORRISO	D CEREAIS TRASPORTE E LOGÍSTICA
6	2	<b>MARCOS ALEXANDRE</b>	IMP MX1	<b>13</b>	<b>2 Voltas</b>	1:04.050	KAWASAKI	SINOP	ZANKCO SOLUÇÕES CONSTRUTIVAS-TECNO FRA
7	85	<b>JAY ALDEANY</b>	IMP MX1	<b>13</b>	<b>2 Voltas</b>	1:15.920	KAWASAKI	NOVA UBIRATÃ	CASA DE CARNE BOI GORDO-RB RESTAURANTE-

Margem da Vitoria

velocidade Media

Tempo Melhor volta

Melhor Veloc.

Melhor Volta por..

34.190

52,530

1:02.011

58,054

816 - GUILHERME MASCHIO

Cronometragem: MARCOS A. MANCINI - Diretor de Prova: FÁBIO FURLANETTO

Orbits







PREFEITURA MUNICIPAL  
**CLÁUDIA**  
uma cidade para todos



## MX LIMMT - 1a Etapa

IMPORTADA MX1

Cláudia/MT 1,000 Km

Warm-up

30/04/2023 11:20

Qualificação iniciado em 11:46:08

Lap	Lap Tm	Diff	Time of Day	Lap	Lap Tm	Diff	Time of Day	Lap	Lap Tm	Diff	Time of Day
<b>(816) GUILHERME MASCHIO</b>											
1	1:33.780	+34.191	11:48:07.721	5	1:21.499	+11.677	11:53:02.897				
2	1:00.815	+1.226	11:49:08.536								
3	<b>59.589</b>		11:50:08.125								
4	1:13.091	+13.502	11:51:21.216								
5	59.640	+0.051	11:52:20.856								
6	1:00.986	+1.397	11:53:21.842								
<b>(90) CLEITON BORGES</b>											
1	1:31.924	+31.616	11:47:59.975								
2	1:16.214	+15.906	11:49:16.189								
3	1:00.804	+0.496	11:50:16.993								
4	1:13.519	+13.211	11:51:30.512								
5	<b>1:00.308</b>		11:52:30.820								
<b>(2) MARCOS ALEXANDRE</b>											
1	1:09.666	+8.889	11:47:30.246								
2	1:01.603	+0.826	11:48:31.849								
3	1:16.593	+15.816	11:49:48.442								
4	<b>1:00.777</b>		11:50:49.219								
5	1:21.405	+20.628	11:52:10.624								
6	1:00.808	+0.031	11:53:11.432								
<b>(721) GUILHERME CORDEIRO</b>											
1	1:04.341	+2.309	11:47:25.095								
2	1:03.265	+1.233	11:48:28.360								
3	1:02.356	+0.324	11:49:30.716								
4	1:26.992	+24.960	11:50:57.708								
5	<b>1:02.032</b>		11:51:59.740								
6	1:09.627	+7.595	11:53:09.367								
<b>(981) ANDERSON CHUPEL</b>											
1	1:28.811	+26.517	11:48:22.817								
2	1:02.353	+0.059	11:49:25.170								
3	1:21.403	+19.109	11:50:46.573								
4	<b>1:02.294</b>		11:51:48.867								
<b>(69) ROMÁRIO ROSA</b>											
1	1:10.308	+7.720	11:47:32.852								
2	1:02.793	+0.205	11:48:35.645								
3	<b>1:02.588</b>		11:49:38.233								
4	1:03.028	+0.440	11:50:41.261								
5	1:02.894	+0.306	11:51:44.155								
6	1:02.800	+0.212	11:52:46.955								
<b>(30) PAULO HENRIQUE</b>											
1	1:21.998	+19.024	11:47:49.505								
2	1:05.864	+2.890	11:48:55.369								
3	1:03.003	+0.029	11:49:58.372								
4	<b>1:02.974</b>		11:51:01.346								
5	1:03.427	+0.453	11:52:04.773								
<b>(15) WILSON JUNIOR</b>											
1	1:18.177	+14.002	11:47:54.390								
2	1:05.700	+1.525	11:49:00.090								
3	1:04.861	+0.686	11:50:04.951								
4	<b>1:04.175</b>		11:51:09.126								
5	1:04.521	+0.346	11:52:13.647								
6	1:27.944	+23.769	11:53:41.591								
<b>(85) JAY ALDEANY</b>											
1	1:33.915	+24.093	11:48:10.722								
2	1:10.494	+0.672	11:49:21.216								
3	<b>1:09.822</b>		11:50:31.038								
4	1:10.360	+0.538	11:51:41.398								

Cronometragem: MARCOS A. MANCINI - Diretor de Prova: FÁBIO FURLANETTO

Orbits





PREFEITURA MUNICIPAL  
**CLÁUDIA**  
uma cidade para todos



MX LIMMT - 1a Etapa

Classificado pela melhor volta

IMPORTADA MX1

Cláudia/MT 1,000 Km

Warm-up


30/04/2023 11:20

Qualificação iniciado em 11:46:08

Pos	No.	Nome	Classe	M. Tempo	Diff	Moto	Cidade	Patrocinador
1	816	GUILHERME MASCHIO	IMP MX1	59.589		YAMAHA	NOVA UBIRATÃ	MASCHIO MX SCHOOL-UBIRATÃ RACING
2	90	CLEITON BORGES	IMP MX1	1:00.308	0.719	YAMAHA	NOVA UBIRATÃ	CASA DA SUSPENSÃO - MOTOCUBE DE NOVA UBIRATÃ
3	2	MARCOS ALEXANDRE	IMP MX1	1:00.777	1.188	KAWASAKI	SINOP	ZANKCO SOLUÇÕES CONSTRUTIVAS-TECNO FRAME
4	721	GUILHERME CORDEIRO	IMP MX1	1:02.032	2.443	KAWASAKI	SINOP	SRK REFORMADORA
5	981	ANDERSON CHUPEL	IMP MX1	1:02.294	2.705	KAWASAKI	SINOP	AGRARI-IDEAL GRAFICOS-BOX1
6	69	ROMÁRIO ROSA	IMP MX1	1:02.588	2.999	KAWASAKI	JUARA	AUTO ESCOLA TAPURAH
7	30	PAULO HENRIQUE	IMP MX1	1:02.974	3.385	KAWASAKI	SORRISO	D CEREAIS TRASPORTE E LOGÍSTICA
8	15	WILSON JUNIOR	IMP MX1	1:04.175	4.586	YAMAHA	NOVA UBIRATÃ	UBIRATÃ RACING
9	85	JAY ALDEANY	IMP MX1	1:09.822	10.233	KAWASAKI	NOVA UBIRATÃ	CASA DE CARNE BOI GORDO-RB RESTAURANTE-JD

Cronometragem: MARCOS A. MANCINI - Diretor de Prova: FÁBIO FURLANETTO

Orbits





PREFEITURA MUNICIPAL  
**CLÁUDIA**  
uma cidade para todos



CÂMARA MUNICIPAL DE CLÁUDIA  
Dedicação e Trabalho pela Comunidade

## MX LIMMT - 1a Etapa

IMPORTADA MX2

Cláudia/MT 1,000 Km

Corrida

30/04/2023 14:30

Corrida iniciado em 15:19:51

Lap	Lap Tm	Diff	Time of Day
<b>(90) CLEITON BORGES</b>			
1	1:03.217	+0.540	15:21:46.077
2	1:02.929	+0.252	15:22:49.006
3	1:03.944	+1.267	15:23:52.950
4	1:03.209	+0.532	15:24:56.159
5	<b>1:02.677</b>		15:25:58.836
6	1:03.287	+0.610	15:27:02.123
7	1:03.112	+0.435	15:28:05.235
8	1:03.324	+0.647	15:29:08.559
9	1:03.165	+0.488	15:30:11.724
10	1:04.101	+1.424	15:31:15.825
11	1:04.351	+1.674	15:32:20.176
12	1:06.140	+3.463	15:33:26.316
13	1:04.811	+2.134	15:34:31.127

Lap	Lap Tm	Diff	Time of Day
<b>(253) MARCOS ALEXANDRE</b>			
1	<b>1:03.057</b>		15:21:44.593
2	1:03.758	+0.701	15:22:48.351
3	1:05.454	+2.397	15:23:53.805
4	1:03.874	+0.817	15:24:57.679
5	1:03.627	+0.570	15:26:01.306
6	1:04.280	+1.223	15:27:05.586
7	1:04.835	+1.778	15:28:10.421
8	1:05.871	+2.814	15:29:16.292
9	1:05.180	+2.123	15:30:21.472
10	1:05.162	+2.105	15:31:26.634
11	1:05.303	+2.246	15:32:31.937
12	1:07.188	+4.131	15:33:39.125
13	1:10.948	+7.891	15:34:50.073

Lap	Lap Tm	Diff	Time of Day
<b>(69) ROMÁRIO ROSA</b>			
1	1:04.935	+0.355	15:21:49.693
2	1:04.837	+0.257	15:22:54.530
3	1:04.937	+0.357	15:23:59.467
4	1:05.518	+0.938	15:25:04.985
5	1:05.372	+0.792	15:26:10.357
6	1:05.604	+1.024	15:27:15.961
7	<b>1:04.580</b>		15:28:20.541
8	1:05.438	+0.858	15:29:25.979
9	1:05.051	+0.471	15:30:31.030
10	1:05.840	+1.260	15:31:36.870
11	1:06.695	+2.115	15:32:43.565
12	1:08.678	+4.098	15:33:52.243
13	1:09.914	+5.334	15:35:02.157

Lap	Lap Tm	Diff	Time of Day
<b>(258) GUILHERME MASCHIO</b>			
1	1:06.189	+2.674	15:21:52.445
2	1:05.241	+1.726	15:22:57.686
3	<b>1:03.515</b>		15:24:01.201
4	1:05.243	+1.728	15:25:06.444
5	1:04.679	+1.164	15:26:11.123
6	1:05.107	+1.592	15:27:16.230
7	1:06.309	+2.794	15:28:22.539
8	1:06.614	+3.099	15:29:29.153
9	1:06.870	+3.355	15:30:36.023
10	1:09.506	+5.991	15:31:45.529
11	1:11.792	+8.277	15:32:57.321
12	1:12.445	+8.930	15:34:09.766
13	1:20.988	+17.473	15:35:30.754

Lap	Lap Tm	Diff	Time of Day
<b>(299) BRYAN RHUAN</b>			
1	1:06.750	+0.600	15:21:52.129
2	<b>1:06.150</b>		15:22:58.279
3	1:08.405	+2.255	15:24:06.684
4	1:08.407	+2.257	15:25:15.091

Lap	Lap Tm	Diff	Time of Day
5	1:08.633	+2.483	15:26:23.724
6	1:07.975	+1.825	15:27:31.699
7	1:08.655	+2.505	15:28:40.354
8	1:08.807	+2.657	15:29:49.161
9	1:08.926	+2.776	15:30:58.087
10	1:09.138	+2.988	15:32:07.225
11	1:13.780	+7.630	15:33:21.005
12	1:11.109	+4.959	15:34:32.114

Lap	Lap Tm	Diff	Time of Day
<b>(4) RICARDO</b>			
1	1:09.123	+1.895	15:21:57.652
2	<b>1:07.228</b>		15:23:04.880
3	1:07.519	+0.291	15:24:12.399
4	1:09.622	+2.394	15:25:22.021
5	1:07.911	+0.683	15:26:29.932
6	1:09.475	+2.247	15:27:39.407
7	1:10.022	+2.794	15:28:49.429
8	1:08.785	+1.557	15:29:58.214
9	1:09.121	+1.893	15:31:07.335
10	1:09.733	+2.505	15:32:17.068
11	1:15.922	+8.694	15:33:32.990
12	1:14.697	+7.469	15:34:47.687

Lap	Lap Tm	Diff	Time of Day
<b>(229) MATEUS GIODANI</b>			
1	1:15.108	+2.185	15:22:06.371
2	1:13.438	+0.515	15:23:19.809
3	<b>1:12.923</b>		15:24:32.732
4	1:13.679	+0.756	15:25:46.411
5	1:17.065	+4.142	15:27:03.476
6	1:14.681	+1.758	15:28:18.157
7	1:16.984	+4.061	15:29:35.141
8	1:14.670	+1.747	15:30:49.811
9	1:13.870	+0.947	15:32:03.681
10	1:49.313	+36.390	15:33:52.994
11	1:18.902	+5.979	15:35:11.896

Lap	Lap Tm	Diff	Time of Day
<b>(811) JONAS NETO</b>			
1	1:09.805	+1.330	15:21:57.592
2	1:09.511	+1.036	15:23:07.103
3	<b>1:08.475</b>		15:24:15.578
4	1:09.167	+0.692	15:25:24.745
5	1:09.306	+0.831	15:26:34.051
6	1:09.526	+1.051	15:27:43.577
7	1:10.616	+2.141	15:28:54.193
8	1:11.020	+2.545	15:30:05.213

Lap	Lap Tm	Diff	Time of Day
<b>(18) ELIANDRO PORFIRIO</b>			
1	<b>1:10.469</b>		15:22:01.757
2	1:10.531	+0.062	15:23:12.288
3	1:11.014	+0.545	15:24:23.302
4	1:10.880	+0.411	15:25:34.182
5	2:02.296	+51.827	15:27:36.478

Cronometragem: MARCOS A. MANCINI - Diretor de Prova: FÁBIO FURLANETTO

Orbits





PREFEITURA MUNICIPAL  
**CLÁUDIA**  
uma cidade para todos



## MX LIMMT - 1a Etapa

## Classificado por voltas

IMPORTADA MX2

Cláudia/MT 1,000 Km

Corrida

30/04/2023 14:30

Corrida iniciado em 15:19:51

Pos	No.	Nome	Classe	Voltas	Diff	M. Tempo	Moto	Cidade	Patrocinador
1	90	CLEITON BORGES	IMP MX2	13		1:02.677	YAMAHA	NOVA UBIRATÃ	CASA DA SUSPENSÃO - MOTOCLUBE DE NOVA UBIRATÃ
2	253	MARCOS ALEXANDRE	IMP MX2	13	18.946	1:03.057	YAMAHA	SINOP	ZANKCO SOLUÇÕES CONSTRUTIVAS-TECNO FRA
3	69	ROMÁRIO ROSA	IMP MX2	13	31.030	1:04.580	KAWASAKI	JUARA	AUTO ESCOLA TAPURAH
4	258	GUILHERME MASCHIO	IMP MX2	13	59.627	1:03.515	HONDA	PIMENTA BUENO	JUCA
5	299	BRYAN RHUAN	IMP MX2	12	1 Volta	1:06.150	YAMAHA	UNIÃO DO SUL	MICHAEL-DMR ADVOCACIA-ABIMAEI MOTOS
6	4	RICARDO	IMP MX2	12	1 Volta	1:07.228	KTM	MORAES DE ALMEIDA	
7	229	MATEUS GIODANI	IMP MX2	11	2 Voltas	1:12.923	KAWASAKI	LUCAS DO RIO VERDI	VIVEIRO SEMPRE VERDE-PRECISA SHOPING-AME
8	811	JONAS NETO	IMP MX2	8	5 Voltas	1:08.475	YAMAHA	SINOP	
9	18	ELIANDRO PORFIRIO	IMP MX2	5	8 Voltas	1:10.469	HONDA	SINOP	SS INSTALADORA CONSTRUÇÕES DE OBRAS ELE

Margem da Vitoria

velocidade Media

Tempo Melhor volta

Melhor Veloc.

Melhor Volta por..

18.946

53,201


1:02.677

57,437

90 - CLEITON BORGES

Cronometragem: MARCOS A. MANCINI - Diretor de Prova: FÁBIO FURLANETTO

Orbits





PREFEITURA MUNICIPAL  
**CLÁUDIA**  
uma cidade para todos



## MX LIMMT - 1a Etapa

IMPORTADA MX2

Cláudia/MT 1,000 Km

Warm-up

30/04/2023 09:40

Qualificação iniciado em 10:06:49


Lap	Lap Tm	Diff	Time of Day
<b>(90) CLEITON BORGES</b>			
1	2:13.492	+1:10.813	10:09:33.137
2	1:07.143	+4.464	10:10:40.280
3	1:03.332	+0.653	10:11:43.612
4	1:29.516	+26.837	10:13:13.128
5	<b>1:02.679</b>		10:14:15.807
<b>(253) MARCOS ALEXANDRE</b>			
1	2:39.770	+1:35.618	10:09:37.922
2	1:06.236	+2.084	10:10:44.158
3	1:05.180	+1.026	10:11:49.338
4	1:22.062	+17.910	10:13:11.400
5	<b>1:04.152</b>		10:14:15.552
<b>(258) GUILHERME MASCHIO</b>			
1	3:21.767	+2:16.884	10:10:18.736
2	1:05.374	+0.491	10:11:24.110
3	1:06.454	+1.571	10:12:30.564
4	<b>1:04.883</b>		10:13:35.447
<b>(69) ROMÁRIO ROSA</b>			
1	2:34.708	+1:29.388	10:09:43.400
2	1:07.825	+2.505	10:10:51.225
3	1:05.832	+0.512	10:11:57.057
4	1:06.096	+0.776	10:13:03.153
5	<b>1:05.320</b>		10:14:08.473
<b>(299) BRYAN RHUAN</b>			
1	2:25.467	+1:19.490	10:09:25.436
2	1:06.464	+0.487	10:10:31.900
3	1:19.385	+13.408	10:11:51.285
4	1:26.330	+20.353	10:13:17.615
5	<b>1:05.977</b>		10:14:23.592
<b>(811) JONAS NETO</b>			
1	2:27.991	+1:18.509	10:09:53.298
2	1:10.199	+0.717	10:11:03.497
3	1:09.751	+0.269	10:12:13.248
4	<b>1:09.482</b>		10:13:22.730
<b>(18) ELIANDRO PORFIRIO</b>			
1	2:37.784	+1:26.208	10:10:01.296
2	1:15.127	+3.551	10:11:16.423
3	<b>1:11.576</b>		10:12:27.999
4	1:13.191	+1.615	10:13:41.190
<b>(116) CARLOS HENRIQUE</b>			
1	3:18.664	+2:06.302	10:10:31.834
2	<b>1:12.362</b>		10:11:44.196
3	1:13.158	+0.796	10:12:57.354
4	1:18.081	+5.719	10:14:15.435
<b>(229) MATEUS GIODANI</b>			
1	2:34.963	+1:21.587	10:10:06.185
2	<b>1:13.376</b>		10:11:19.561
3	1:18.436	+5.060	10:12:37.997
4	1:53.247	+39.871	10:14:31.244
<b>(55) JOSÉ HENRIQUE</b>			
1	2:22.063	+1:06.972	10:09:44.462
2	<b>1:15.091</b>		10:10:59.553
3	1:21.139	+6.048	10:12:20.692
4	1:16.016	+0.925	10:13:36.708
<b>(260) DECHARLLES DEPARIS</b>			

Lap	Lap Tm	Diff	Time of Day
1	2:48.225	+1:31.275	10:10:05.022
2	1:18.056	+1.106	10:11:23.078
3	1:17.446	+0.496	10:12:40.524
4	<b>1:16.950</b>		10:13:57.474
<b>(180) BERNARDO CAMPANA</b>			
1	2:40.033	+1:18.739	10:09:54.490
2	1:22.619	+1.325	10:11:17.109
3	1:22.433	+1.139	10:12:39.542
4	<b>1:21.294</b>		10:14:00.836

Lap Lap Tm Diff Time of Day

Cronometragem: MARCOS A. MANCINI - Diretor de Prova: FÁBIO FURLANETTO

Orbits





PREFEITURA MUNICIPAL  
**CLÁUDIA**  
uma cidade para todos



## MX LIMMT - 1a Etapa

## Classificado pela melhor volta

IMPORTADA MX2

Cláudia/MT 1,000 Km

Warm-up

30/04/2023 09:40

Qualificação iniciado em 10:06:49

Pos	No.	Nome	Classe	M. Tempo	Diff	Moto	Cidade	Patrocinador
1	90	CLEITON BORGES	IMP MX2	1:02.679		YAMAHA	NOVA UBIRATÃ	CASA DA SUSPENSÃO - MOTOCLUBE DE NOVA UBIRATÃ
2	253	MARCOS ALEXANDRE	IMP MX2	1:04.152	1.473	YAMAHA	SINOP	ZANKCO SOLUÇÕES CONSTRUTIVAS-TECNO FRAME
3	258	GUILHERME MASCHIO	IMP MX2	1:04.883	2.204	HONDA	PIMENTA BUENO	JUCA
4	69	ROMÁRIO ROSA	IMP MX2	1:05.320	2.641	KAWASAKI	JUARA	AUTO ESCOLA TAPURAH
5	299	BRYAN RHUAN	IMP MX2	1:05.977	3.298	YAMAHA	UNIÃO DO SUL	MICAEL-DMR ADVOCACIA-ABIMAEI MOTOS
6	811	JONAS NETO	IMP MX2	1:09.482	6.803	YAMAHA	SINOP	
7	18	ELIANDRO PORFIRIO	IMP MX2	1:11.576	8.897	HONDA	SINOP	SS INSTALADORA CONSTRUÇÕES DE OBRAS ELETR
8	116	CARLOS HENRIQUE	IMP MX2	1:12.362	9.683	HONDA	APIACÁS	FAZENDA LIMA-LOTUS TERERÉ
9	229	MATEUS GIODANI	IMP MX2	1:13.376	10.697	KAWASAKI	LUCAS DO RIO VERDE	VIVEIRO SEMPRE VERDE-PRECISA SHOPING-AMERI
10	55	JOSÉ HENRIQUE	IMP MX2	1:15.091	12.412	KAWASAKI	SINOP	CRISTINA CALDERA-FAZENDA CHAPARRAL-GC CENT
11	260	DECHARLES DEPARIS	IMP MX2	1:16.950	14.271	KAWASAKI	LUCAS DO RIO VERDE	TABACARIA EL PATRON-IDEAL CALHAS-MOURA PNE
12	180	BERNARDO CAMPANA	IMP MX2	1:21.294	18.615	HONDA	TERRA NOVA DO NORTE	LAVA JATO AMIGÃO-MECÂNICA SANTO ANTÔNIO

Cronometragem: MARCOS A. MANCINI - Diretor de Prova: FÁBIO FURLANETTO

Orbits





# MX LIMMT - 1a Etapa

IMPORTADA MX3

Cláudia/MT, 1.000 Km

Ccorrida

30/04/2023 14:00

Corrida iniciado em 14:58:56

Lap	Lap Tm	Diff	Time of Day
<b>(981) ANDERSON CHUPEL</b>			
1	<b>1:05.193</b>		15:00:36.250
2	1:07.523	+2.330	15:01:43.773
3	1:05.692	+0.499	15:02:49.465
4	1:05.424	+0.231	15:03:54.889
5	1:05.446	+0.253	15:05:00.335
6	1:06.623	+1.430	15:06:06.958
7	1:09.203	+4.010	15:07:16.161
8	1:08.981	+3.788	15:08:25.142
9	1:08.504	+3.311	15:09:33.646
10	1:07.918	+2.725	15:10:41.564
11	1:07.267	+2.074	15:11:48.831
12	1:09.277	+4.084	15:12:58.108

Lap	Lap Tm	Diff	Time of Day
<b>(122) EMERSON PERONDI</b>			
1	1:07.192	+2.322	15:00:45.126
2	1:08.392	+3.522	15:01:53.518
3	1:07.110	+2.240	15:03:00.628
4	1:05.839	+0.969	15:04:06.467
5	1:05.781	+0.911	15:05:12.248
6	1:09.736	+4.866	15:06:21.984
7	1:06.563	+1.693	15:07:28.547
8	1:06.834	+1.964	15:08:35.381
9	1:07.515	+2.645	15:09:42.896
10	1:05.920	+1.050	15:10:48.816
11	1:06.850	+1.980	15:11:55.666
12	<b>1:04.870</b>		15:13:00.536

Lap	Lap Tm	Diff	Time of Day
<b>(171) PETERSON PFEIFER</b>			
1	<b>1:08.367</b>		15:00:41.345
2	1:10.220	+1.853	15:01:51.565
3	1:09.021	+0.654	15:03:00.586
4	1:10.290	+1.923	15:04:10.876
5	1:10.315	+1.948	15:05:21.191
6	1:10.649	+2.282	15:06:31.840
7	1:10.105	+1.738	15:07:41.945
8	1:09.677	+1.310	15:08:51.622
9	1:09.303	+0.936	15:10:00.925
10	1:10.103	+1.736	15:11:11.028
11	1:10.626	+2.259	15:12:21.654
12	1:09.976	+1.609	15:13:31.630

Lap	Lap Tm	Diff	Time of Day
<b>(47) EDMAR LOYOLA</b>			
1	1:10.157	+2.008	15:00:45.871
2	1:11.446	+3.297	15:01:57.317
3	1:10.045	+1.896	15:03:07.362
4	1:09.189	+1.040	15:04:16.551
5	<b>1:08.149</b>		15:05:24.700
6	1:09.199	+1.050	15:06:33.899
7	1:08.670	+0.521	15:07:42.569
8	1:10.019	+1.870	15:08:52.588
9	1:10.822	+2.673	15:10:03.410
10	1:09.506	+1.357	15:11:12.916
11	1:09.414	+1.265	15:12:22.330
12	1:15.355	+7.206	15:13:37.685

Lap	Lap Tm	Diff	Time of Day
<b>(121) GLEISON NOLETO</b>			
1	1:09.555	+0.023	15:00:44.799
2	1:10.478	+0.946	15:01:55.277
3	1:14.870	+5.338	15:03:10.147
4	1:10.890	+1.358	15:04:21.037
5	1:09.688	+0.156	15:05:30.725
6	1:10.878	+1.346	15:06:41.603
7	1:10.083	+0.551	15:07:51.686
8	1:10.283	+0.751	15:09:01.969

Lap	Lap Tm	Diff	Time of Day
9	1:09.659	+0.127	15:10:11.628
10	<b>1:09.532</b>		15:11:21.160
11	1:10.656	+1.124	15:12:31.816
12	1:13.286	+3.754	15:13:45.102

Lap	Lap Tm	Diff	Time of Day
<b>(354) RAFAEL KLUGE</b>			
1	<b>1:07.541</b>		15:01:00.501
2	1:10.713	+3.172	15:02:11.214
3	1:18.605	+11.064	15:03:29.819
4	1:09.176	+1.635	15:04:38.995
5	1:08.082	+0.541	15:05:47.077
6	1:11.287	+3.746	15:06:58.364
7	1:09.184	+1.643	15:08:07.548
8	1:08.391	+0.850	15:09:15.939
9	1:08.191	+0.650	15:10:24.130
10	1:09.549	+2.008	15:11:33.679
11	1:07.600	+0.059	15:12:41.279
12	1:13.472	+5.931	15:13:54.751

Lap	Lap Tm	Diff	Time of Day
<b>(984) ALEX FASBINDER</b>			
1	1:10.003	+0.163	15:00:49.850
2	1:10.912	+1.072	15:02:00.762
3	1:10.843	+1.003	15:03:11.605
4	1:10.795	+0.955	15:04:22.400
5	<b>1:09.840</b>		15:05:32.240
6	1:10.874	+1.034	15:06:43.114
7	1:11.220	+1.380	15:07:54.334
8	1:11.515	+1.675	15:09:05.849
9	1:11.988	+2.148	15:10:17.837
10	1:15.672	+5.832	15:11:33.509
11	1:13.963	+4.123	15:12:47.472
12	1:14.817	+4.977	15:14:02.289

Lap	Lap Tm	Diff	Time of Day
<b>(85) JAY ALDEANY</b>			
1	<b>1:12.149</b>		15:00:52.674
2	1:17.404	+5.255	15:02:10.078
3	1:15.594	+3.445	15:03:25.672
4	1:14.904	+2.755	15:04:40.576
5	1:12.566	+0.417	15:05:53.142
6	1:12.687	+0.538	15:07:05.829
7	1:12.280	+0.131	15:08:18.109
8	1:12.363	+0.214	15:09:30.472
9	1:13.632	+1.483	15:10:44.104
10	1:13.005	+0.856	15:11:57.109
11	1:13.654	+1.505	15:13:10.763

Lap	Lap Tm	Diff	Time of Day
<b>(44) ELTON PISETTA</b>			
1	<b>1:11.712</b>		15:00:51.180
2	1:13.733	+2.021	15:02:04.913
3	1:13.147	+1.435	15:03:18.060
4	1:12.870	+1.158	15:04:30.930
5	1:13.822	+2.110	15:05:44.752
6	1:13.354	+1.642	15:06:58.106
7	1:16.356	+4.644	15:08:14.462
8	1:14.043	+2.331	15:09:28.505
9	1:15.590	+3.878	15:10:44.095
10	1:21.121	+9.409	15:12:05.216
11	1:18.042	+6.330	15:13:23.258

Lap	Lap Tm	Diff	Time of Day
<b>(37) JUNIOR WONS</b>			
1	1:16.748	+3.294	15:00:57.319
2	1:18.327	+4.873	15:02:15.646
3	1:14.735	+1.281	15:03:30.381
4	1:16.142	+2.688	15:04:46.523
5	1:14.829	+1.375	15:06:01.352
6	1:15.611	+2.157	15:07:16.963

Lap	Lap Tm	Diff	Time of Day
7	<b>1:13.454</b>		15:08:30.417
8	1:16.192	+2.738	15:09:46.609
9	1:15.627	+2.173	15:11:02.236
10	1:16.605	+3.151	15:12:18.841
11	1:22.655	+9.201	15:13:41.496

Lap	Lap Tm	Diff	Time of Day
<b>(461) GILMAR MORENO</b>			
1	1:15.165	+0.129	15:01:08.536
2	1:15.276	+0.240	15:02:23.812
3	1:15.134	+0.098	15:03:38.946
4	<b>1:15.036</b>		15:04:53.982
5	1:18.642	+3.606	15:06:12.624
6	1:17.565	+2.529	15:07:30.189
7	1:19.577	+4.541	15:08:49.766
8	1:29.425	+14.389	15:10:19.191
9	1:20.772	+5.736	15:11:39.963
10	1:28.531	+13.495	15:13:08.494

Lap	Lap Tm	Diff	Time of Day
<b>(77) ELDER DOUGLAS</b>			
1	1:24.867	+5.226	15:01:09.465
2	<b>1:19.641</b>		15:02:29.106
3	1:22.148	+2.507	15:03:51.254
4	1:20.890	+1.249	15:05:12.144
5	1:27.830	+8.189	15:06:39.974





# MX LIMMT - 1a Etapa

## Classificado por voltas

IMPORTADA MX3

Cláudia/MT 1,000 Km

Ccorrida

30/04/2023 14:00

Corrida iniciado em 14:58:56

Pos	No.	Nome	Classe	Voltas	Diff	M. Tempo	Moto	Cidade	Patrocinador
1	981	ANDERSON CHUPEL	IMP MX3	12		1:05.193	KAWASAKI	SINOP	AGRARI-IDEAL GRAFICOS-BOX1
2	122	EMERSON PERONDI	IMP MX3	12	2.428	1:04.870	YAMAHA	CLÁUDIA	PANIKUS MOTO CLUB-FAZ. DONA TEREZA-VER. G
3	171	PETERSON PFEIFER	IMP MX3	12	33.522	1:08.367	KAWASAKI	SORRISO	PEDRÃO MOTOS E TENDAS
4	47	EDMAR LOYOLA	IMP MX3	12	39.577	1:08.149	YAMAHA	SORRISO	FAZENDA RENASCER-CHICÃO MX SCHOOL
5	121	GLEISON NOLETO	IMP MX3	12	46.994	1:09.532	KAWASAKI	PEIXOTO DE AZEVEDI	AMERICA RACING-DEP JANAYNA RIVA-GLEISON M
6	354	RAFAEL KLUGE	IMP MX3	12	56.643	1:07.541	KAWASAKI	LUCAS DO RIO VERDI	PRECISASHOP-AMAZON TEMPER
7	984	ALEX FASBINDER	IMP MX3	12	1:04.181	1:09.840	YAMAHA	SINOP	AGROBOI NUTRIÇÃO ANIMAL-984 TRANSPORTES
8	85	JAY ALDEANY	IMP MX3	11	1 Volta	1:12.149	KAWASAKI	NOVA UBIRATÁ	CASA DE CARNE BOI GORDO-RB RESTAURANTE-E
9	44	ELTON PISETTA	IMP MX3	11	1 Volta	1:11.712	YAMAHA	SINOP	SICOOB MT-ELETRONOP MAT ELÉTRICOS-ESTAÇ
10	37	JUNIOR WONS	IMP MX3	11	1 Volta	1:13.454	HONDA	NOVA MONTE VERDE	FAZENDA TRIVELATO
11	461	GILMAR MORENO	IMP MX3	10	2 Voltas	1:15.036	YAMAHA	SINOP	BOX1 MULTIMARCAS-GSIX GRÁFICOS
12	77	ELDER DOUGLAS	IMP MX3	5	7 Voltas	1:19.641	KAWASAKI	TAPURAH	AGROPECUÁRIA CONQUISTA
13	110	ROGÉRIO ORNAGHI	IMP MX3		12 Voltas		HONDA	SINOP	G4 VEÍCULOS-SS INSTALADOR-IMPÉRIO VEÍCULO

Margem da Vitoria

velocidade Media

Tempo Melhor volta

Melhor Veloc.

Melhor Volta por..

2.428

51,306

1:04.870

55,496

122 - EMERSON PERONDI

Cronometragem: MARCOS A. MANCINI - Diretor de Prova: FÁBIO FURLANETTO

Orbits







PREFEITURA MUNICIPAL  
**CLÁUDIA**  
uma cidade para todos



## MX LIMMT - 1a Etapa

IMPORTADA MX3

Cláudia/MT 1,000 Km

Warm-up

30/04/2023 09:20


Qualificação iniciado em 9:54:24

Lap	Lap Tm	Diff	Time of Day
<b>(981) ANDERSON CHUPEL</b>			
1	2:04.695	+1:02.317	9:57:33.248
2	1:03.475	+1.097	9:58:36.723
3	1:26.453	+24.075	10:00:03.176
4	1:20.533	+18.155	10:01:23.709
5	<b>1:02.378</b>		10:02:26.087
<b>(122) EMERSON PERONDI</b>			
1	1:49.193	+45.983	9:56:21.642
2	1:05.006	+1.796	9:57:26.648
3	1:08.538	+5.328	9:58:35.186
4	1:50.540	+47.330	10:00:25.726
5	1:03.882	+0.672	10:01:29.608
6	<b>1:03.210</b>		10:02:32.818
<b>(81) VANDERLEI MENDES</b>			
1	2:06.762	+1:01.640	9:56:41.778
2	1:05.226	+0.104	9:57:47.004
3	1:05.206	+0.084	9:58:52.210
4	1:18.264	+13.142	10:00:10.474
5	1:05.134	+0.012	10:01:15.608
6	<b>1:05.122</b>		10:02:20.730
<b>(171) PETERSON PFEIFER</b>			
1	1:05.577	+0.374	9:58:31.692
2	1:05.766	+0.563	9:59:37.458
3	<b>1:05.203</b>		10:00:42.661
<b>(354) RAFAEL KLUGE</b>			
1	2:08.957	+1:03.518	9:56:49.232
2	1:06.059	+0.620	9:57:55.291
3	1:06.913	+1.474	9:59:02.204
4	<b>1:05.439</b>		10:00:07.643
5	1:06.209	+0.770	10:01:13.852
6	1:05.814	+0.375	10:02:19.666
<b>(984) ALEX FASBINDER</b>			
1	3:16.661	+2:09.524	9:58:05.435
2	1:07.761	+0.624	9:59:13.196
3	<b>1:07.137</b>		10:00:20.333
4	1:15.830	+8.693	10:01:36.163
<b>(110) ROGÉRIO ORNAGHI</b>			
1	2:33.445	+1:26.276	9:57:09.842
2	1:10.119	+2.950	9:58:19.961
3	<b>1:07.169</b>		9:59:27.130
4	1:07.831	+0.662	10:00:34.961
5	1:09.406	+2.237	10:01:44.367
<b>(79) OLAIR BORGES</b>			
1	1:57.430	+49.894	9:56:33.224
2	1:09.997	+2.461	9:57:43.221
3	1:07.874	+0.338	9:58:51.095
4	<b>1:07.536</b>		9:59:58.631
5	1:07.979	+0.443	10:01:06.610
6	1:09.464	+1.928	10:02:16.074
<b>(121) GLEISON NOLETO</b>			
1	1:10.542	+2.627	9:58:14.864
2	1:09.423	+1.508	9:59:24.287
3	<b>1:07.915</b>		10:00:32.202
4	1:10.224	+2.309	10:01:42.426
<b>(47) EDMAR LOYOLA</b>			
1	1:51.717	+43.709	9:57:14.754

Lap	Lap Tm	Diff	Time of Day
2	1:13.096	+5.088	9:58:27.850
3	<b>1:08.008</b>		9:59:35.858
4	1:11.740	+3.732	10:00:47.598
5	1:12.656	+4.648	10:02:00.254
<b>(44) ELTON PISETTA</b>			
1	2:17.809	+1:09.439	9:56:51.304
2	<b>1:08.370</b>		9:57:59.674
3	1:08.761	+0.391	9:59:08.435
4	1:10.041	+1.671	10:00:18.476
5	1:11.737	+3.367	10:01:30.213
<b>(461) GILMAR MORENO</b>			
1	1:46.942	+38.295	9:56:25.864
2	<b>1:08.647</b>		9:57:34.511
3	1:09.445	+0.798	9:58:43.956
4	1:09.187	+0.540	9:59:53.143
5	1:09.519	+0.872	10:01:02.662
6	1:10.209	+1.562	10:02:12.871
<b>(85) JAY ALDEANY</b>			
1	2:36.225	+1:26.839	9:57:17.888
2	1:15.574	+6.188	9:58:33.462
3	1:18.943	+9.557	9:59:52.405
4	1:12.055	+2.669	10:01:04.460
5	<b>1:09.386</b>		10:02:13.846
<b>(37) JUNIOR WONS</b>			
1	2:04.406	+49.826	9:56:37.792
2	<b>1:14.580</b>		9:57:52.372
3	1:15.430	+0.850	9:59:07.802
4	1:15.835	+1.255	10:00:23.637
5	1:17.481	+2.901	10:01:41.118
<b>(77) ELDER DOUGLAS</b>			
1	2:26.227	+1:09.597	9:57:04.567
2	1:16.739	+0.109	9:58:21.306
3	1:16.654	+0.024	9:59:37.960
4	<b>1:16.630</b>		10:00:54.590

Cronometragem: MARCOS A. MANCINI - Diretor de Prova: FÁBIO FURLANETTO

Orbits





PREFEITURA MUNICIPAL  
**CLÁUDIA**  
uma cidade para todos



## MX LIMMT - 1a Etapa

## Classificado pela melhor volta

IMPORTADA MX3

Cláudia/MT 1,000 Km

Warm-up


30/04/2023 09:20

Qualificação iniciado em 9:54:24

Pos	No.	Nome	Classe	M. Tempo	Diff	Moto	Cidade	Patrocinador
1	981	ANDERSON CHUPEL	IMP MX3	1:02.378		KAWASAKI	SINOP	AGRARI-IDEAL GRAFICOS-BOX1
2	122	EMERSON PERONDI	IMP MX3	1:03.210	0.832	YAMAHA	CLÁUDIA	PANIKUS MOTO CLUB-FAZ. D. ONA TEREZA-VER. GLE
3	81	VANDERLEI MENDES	IMP MX3	1:05.122	2.744	HONDA	COLÍDER	MECÂNICA MENDES-PR DE COLÍDER-EXATA AUTO P
4	171	PETERSON PFEIFER	IMP MX3	1:05.203	2.825	KAWASAKI	SORRISO	PEDRÃO MOTOS E TENDAS
5	354	RAFAEL KLUGE	IMP MX3	1:05.439	3.061	KAWASAKI	LUCAS DO RIO VERDE	PRECISASHOP-AMAZON TEMPER
6	984	ALEX FASBINDER	IMP MX3	1:07.137	4.759	YAMAHA	SINOP	AGROBOI NUTRIÇÃO ANIMAL-984 TRANSPORTES
7	110	ROGÉRIO ORNAGHI	IMP MX3	1:07.169	4.791	HONDA	SINOP	G4 VEÍCULOS-SS INSTALADOR-IMPÉRIO VEÍCULOS
8	79	OLAIR BORGES	IMP MX3	1:07.536	5.158	YAMAHA	SINOP	ESTAÇÃO DAS MOTOS-CASA DAS MOTOS
9	121	GLEISON NOLETO	IMP MX3	1:07.915	5.537	KAWASAKI	PEIXOTO DE AZEVEDO	AMERICA RACING-DEP JANAYNA RIVA-GLEISON MO
10	47	EDMAR LOYOLA	IMP MX3	1:08.008	5.630	YAMAHA	SORRISO	FAZENDA RENASCER-CHICÃO MX SCHOOL
11	44	ELTON PISETTA	IMP MX3	1:08.370	5.992	YAMAHA	SINOP	SICOOB MT-ELETRONOP MAT ELÉTRICOS-ESTAÇÃO
12	461	GILMAR MORENO	IMP MX3	1:08.647	6.269	YAMAHA	SINOP	BOX1 MULTIMARCAS-GSIX GRÁFICOS
13	85	JAY ALDEANY	IMP MX3	1:09.386	7.008	KAWASAKI	NOVA UBIRATÃ	CASA DE CARNE BOI GORDO-RB RESTAURANTE-JD
14	37	JUNIOR WONS	IMP MX3	1:14.580	12.202	HONDA	NOVA MONTE VERDE	FAZENDA TRIVELATO
15	77	ELDER DOUGLAS	IMP MX3	1:16.630	14.252	KAWASAKI	TAPURAH	AGROPECUÁRIA CONQUISTA

Cronometragem: MARCOS A. MANCINI - Diretor de Prova: FÁBIO FURLANETTO

Orbits





PREFEITURA MUNICIPAL  
**CLÁUDIA**  
uma cidade para todos



CÂMARA MUNICIPAL DE CLÁUDIA  
Dedicação e Trabalho pela Comunidade

## MX LIMMT - 1a Etapa

IMPORTADA MX4

Cláudia/MT 1,000 Km

Corrida

30/04/2023 12:00

Corrida iniciado em 12:20:19

Lap	Lap Tm	Diff	Time of Day
<b>(354) RAFAEL KLUGE</b>			
1	1:08.516	+1.626	12:22:14.595
2	1:07.652	+0.762	12:23:22.247
3	<b>1:06.890</b>		12:24:29.137
4	1:07.107	+0.217	12:25:36.244
5	1:07.387	+0.497	12:26:43.631
6	1:07.632	+0.742	12:27:51.263
7	1:08.434	+1.544	12:28:59.697
8	1:07.191	+0.301	12:30:06.888
9	1:07.579	+0.689	12:31:14.467
10	1:08.321	+1.431	12:32:22.788
11	1:08.008	+1.118	12:33:30.796
12	1:09.006	+2.116	12:34:39.802
13	1:10.161	+3.271	12:35:49.963

Lap	Lap Tm	Diff	Time of Day
<b>(171) PETERSON PFEIFER</b>			
1	1:08.449	+0.925	12:22:14.271
2	1:08.373	+0.849	12:23:22.644
3	1:08.281	+0.757	12:24:30.925
4	1:07.969	+0.445	12:25:38.894
5	1:07.635	+0.111	12:26:46.529
6	<b>1:07.524</b>		12:27:54.053
7	1:08.718	+1.194	12:29:02.771
8	1:09.315	+1.791	12:30:12.086
9	1:08.387	+0.863	12:31:20.473
10	1:09.715	+2.191	12:32:30.188
11	1:09.531	+2.007	12:33:39.719
12	1:09.938	+2.414	12:34:49.657
13	1:11.460	+3.936	12:36:01.117

Lap	Lap Tm	Diff	Time of Day
<b>(44) ELTON PISETTA</b>			
1	<b>1:08.433</b>		12:22:16.508
2	1:09.059	+0.626	12:23:25.567
3	1:09.331	+0.898	12:24:34.898
4	1:09.255	+0.822	12:25:44.153
5	1:11.516	+3.083	12:26:55.669
6	1:09.640	+1.207	12:28:05.309
7	1:10.189	+1.756	12:29:15.498
8	1:10.095	+1.662	12:30:25.593
9	1:10.484	+2.051	12:31:36.077
10	1:11.218	+2.785	12:32:47.295
11	1:11.480	+3.047	12:33:58.775
12	1:11.697	+3.264	12:35:10.472
13	1:12.153	+3.720	12:36:22.625

Lap	Lap Tm	Diff	Time of Day
<b>(110) ROGÉRIO ORNAGHI</b>			
1	1:10.914	+2.218	12:22:22.759
2	1:08.804	+0.108	12:23:31.563
3	<b>1:08.696</b>		12:24:40.259
4	1:08.701	+0.005	12:25:48.960
5	1:09.137	+0.441	12:26:58.097
6	1:09.797	+1.101	12:28:07.894
7	1:09.377	+0.681	12:29:17.271
8	1:11.220	+2.524	12:30:28.491
9	1:09.466	+0.770	12:31:37.957
10	1:10.723	+2.027	12:32:48.680
11	1:10.485	+1.789	12:33:59.165
12	1:12.421	+3.725	12:35:11.586
13	1:11.707	+3.011	12:36:23.293

Lap	Lap Tm	Diff	Time of Day
<b>(52) JUAREZ RIBEIRO</b>			
1	1:09.364	+0.408	12:22:20.182
2	<b>1:08.956</b>		12:23:29.138
3	1:09.644	+0.688	12:24:38.782
4	1:09.438	+0.482	12:25:48.220

Lap	Lap Tm	Diff	Time of Day
5	1:08.975	+0.019	12:26:57.195
6	1:09.284	+0.328	12:28:06.479
7	1:10.661	+1.705	12:29:17.140
8	1:10.327	+1.371	12:30:27.467
9	1:10.655	+1.699	12:31:38.122
10	1:12.388	+3.432	12:32:50.510
11	1:12.020	+3.064	12:34:02.530
12	1:13.227	+4.271	12:35:15.757
13	1:14.950	+5.994	12:36:30.707

Lap	Lap Tm	Diff	Time of Day
<b>(28) AGNALDO GOUVEA</b>			
1	1:14.387	+3.821	12:22:25.881
2	1:11.288	+0.722	12:23:37.169
3	<b>1:10.566</b>		12:24:47.735
4	1:12.049	+1.483	12:25:59.784
5	1:11.337	+0.771	12:27:11.121
6	1:12.971	+2.405	12:28:24.092
7	1:15.277	+4.711	12:29:39.369
8	1:14.192	+3.626	12:30:53.561
9	1:13.864	+3.298	12:32:07.425
10	1:14.754	+4.188	12:33:22.179
11	1:15.450	+4.884	12:34:37.629
12	1:16.890	+6.324	12:35:54.519

Lap	Lap Tm	Diff	Time of Day
<b>(301) JOSÉ CARDOSO</b>			
1	1:13.513	+0.677	12:22:26.695
2	<b>1:12.836</b>		12:23:39.531
3	1:13.970	+1.134	12:24:53.501
4	1:13.191	+0.355	12:26:06.692
5	1:13.331	+0.495	12:27:20.023
6	1:13.035	+0.199	12:28:33.058
7	1:13.047	+0.211	12:29:46.105
8	1:13.390	+0.554	12:30:59.495
9	1:13.148	+0.312	12:32:12.643
10	1:14.994	+2.158	12:33:27.637
11	1:14.608	+1.772	12:34:42.245
12	1:13.864	+1.028	12:35:56.109

Lap	Lap Tm	Diff	Time of Day
<b>(21) JOÃO BATISTA</b>			
1	1:14.250	+3.225	12:22:26.127
2	1:11.985	+0.960	12:23:38.112
3	1:13.368	+2.343	12:24:51.480
4	<b>1:11.025</b>		12:26:02.505
5	1:12.129	+1.104	12:27:14.634
6	1:13.535	+2.510	12:28:28.169
7	1:13.451	+2.426	12:29:41.620
8	1:14.575	+3.550	12:30:56.195
9	1:14.849	+3.824	12:32:11.044
10	1:16.036	+5.011	12:33:27.080
11	1:18.586	+7.561	12:34:45.666
12	1:22.825	+11.800	12:36:08.491

Lap	Lap Tm	Diff	Time of Day
<b>(93) ELIANDRO PORFÍRIO</b>			
1	1:19.787	+5.393	12:22:36.438
2	1:16.365	+1.971	12:23:52.803
3	1:16.596	+2.202	12:25:09.399
4	1:15.921	+1.527	12:26:25.320
5	<b>1:14.394</b>		12:27:39.714
6	1:15.434	+1.040	12:28:55.148
7	1:19.251	+4.857	12:30:14.399
8	1:15.121	+0.727	12:31:29.520
9	1:22.686	+8.292	12:32:52.206
10	1:15.825	+1.431	12:34:08.031
11	1:17.563	+3.169	12:35:25.594
12	1:15.750	+1.356	12:36:41.344

Lap	Lap Tm	Diff	Time of Day
<b>(94) ELOIR VOLKWIJS</b>			
1	1:14.629	+3.060	12:22:28.327
2	1:12.246	+0.677	12:23:40.573
3	1:11.677	+0.108	12:24:52.250
4	<b>1:11.569</b>		12:26:03.819
5	1:11.855	+0.286	12:27:15.674
6	1:15.212	+3.643	12:28:30.886
7	1:21.727	+10.158	12:29:52.613
8	1:17.823	+6.254	12:31:10.436
9	1:28.926	+17.357	12:32:39.362
10	1:21.451	+9.882	12:34:00.813
11	1:31.163	+19.594	12:35:31.976


Lap	Lap Tm	Diff	Time of Day
<b>(79) OLAIR BORGES</b>			
1	1:26.791	+18.289	12:22:39.317
2	1:08.567	+0.065	12:23:47.884
3	1:09.819	+1.317	12:24:57.703
4	<b>1:08.502</b>		12:26:06.205
5	1:09.892	+1.390	12:27:16.097
6	1:09.255	+0.753	12:28:25.352
7	1:45.758	+37.256	12:30:11.110
8	1:40.000	+31.498	12:31:51.110
9	1:43.884	+35.382	12:33:34.994
10	1:28.425	+19.923	12:35:03.419
11	1:33.192	+24.690	12:36:36.611

Lap	Lap Tm	Diff	Time of Day
<b>(461) GILMAR MORENO</b>			
1	1:09.675	+0.819	12:25:31.368
2	1:15.515	+6.659	12:26:46.883
3	<b>1:08.856</b>		12:27:55.739
4	1:12.550	+3.694	12:29:08.289
5	1:11.722	+2.866	12:30:20.011
6	1:12.680	+3.824	12:31:32.691
7	1:18.213	+9.357	12:32:50.904
8	1:16.170	+7.314	12:34:07.074
9	1:12.344	+3.488	12:35:19.418
10	1:19.087	+10.231	12:36:38.505

Lap	Lap Tm	Diff	Time of Day
<b>(37) JUNIOR WONS</b>			
1	1:13.323	+0.240	12:22:23.844
2	<b>1:13.083</b>		12:23:36.927
3	1:14.121	+1.038	12:24:51.048
4	1:23.511	+10.428	12:26:14.559
5	1:34.211	+21.128	12:27:48.770

Cronometragem: MARCOS A. MANCINI - Diretor de Prova: FÁBIO FURLANETTO

Orbits





# MX LIMMT - 1a Etapa

## Classificado por voltas

IMPORTADA MX4

Cláudia/MT 1,000 Km

Corrida

30/04/2023 12:00

Corrida iniciado em 12:20:19

Pos	No.	Nome	Classe	Voltas	Diff	M. Tempo	Moto	Cidade	Patrocinador
1	354	RAFAEL KLUGE	IMP MX4	13		1:06.890	KAWASAKI	LUCAS DO RIO VERDI	AMAZON TEMPER-AMERICA RACING
2	171	PETERSON PFEIFER	IMP MX4	13	11.154	1:07.524	KAWASAKI	SORRISO	PEDRÃO MOTOS E TENDAS
3	44	ELTON PISETTA	IMP MX4	13	32.662	1:08.433	YAMAHA	SINOP	SICOOB MT-ELETRONOP MAT ELÉTRICOS-ESTAÇÃO
4	110	ROGÉRIO ORNAGHI	IMP MX4	13	33.330	1:08.696	HONDA	SINOP	G4 VEÍCULOS-SS INSTALADOR-IMPÉRIO VEÍCULO
5	52	JUAREZ RIBEIRO	IMP MX4	13	40.744	1:08.956	YAMAHA	LUCAS DO RIO VERDI	AMERICA RACING
6	28	AGNALDO GOUVEA	IMP MX4	12	1 Volta	1:10.566	HONDA	ALTA FLORESTA	CENTRAL ACESSÓRIOS
7	301	JOSÉ CARDOSO	IMP MX4	12	1 Volta	1:12.836	KAWASAKI	SINOP	TUIUIU AUTO PEÇÇAS-POSTO TREVÃO-JIO TRAN
8	21	JOÃO BATISTA	IMP MX4	12	1 Volta	1:11.025	HONDA	COLÍDER	NENOMOTOS-PREFEITURA MUNICIPAL DE COLID
9	93	ELIANDRO PORFIRIO	IMP MX4	12	1 Volta	1:14.394	KAWASAKI	SINOP	SS INSTALADORA CONSTRUÇÕES DE OBRAS ELE
10	94	ELOIR VOLKWIES	IMP MX4	11	2 Voltas	1:11.569	KAWASAKI	UNIÃO DO NORTE	MANINHO MOTOS
11	79	OLAIR BORGES	IMP MX4	11	2 Voltas	1:08.502	YAMAHA	SINOP	ESTAÇÃO DAS MOTOS-CASA DAS MOTOS
12	461	GILMAR MORENO	IMP MX4	10	3 Voltas	1:08.856	YAMAHA	SINOP	BOX1 MULTIMARCAS-GSIX GRÁFICOS
13	37	JUNIOR WONS	IMP MX4	5	8 Voltas	1:13.083	HONDA	NOVA MONTE VERDE	FAZENDA TRIVELATO

Margem da Vitoria

velocidade Media

Tempo Melhor volta

Melhor Veloc.

Melhor Volta por..

11.154

50,322


1:06.890

53,820

354 - RAFAEL KLUGE

Cronometragem: MARCOS A. MANCINI - Diretor de Prova: FÁBIO FURLANETTO

Orbits





PREFEITURA MUNICIPAL  
**CLÁUDIA**  
uma cidade para todos



## MX LIMMT - 1a Etapa

IMPORTADA MX4

Cláudia/MT 1,000 Km

Warm-up

30/04/2023 08:00

Qualificação iniciado em 9:10:16

Lap	Lap Tm	Diff	Time of Day	Lap	Lap Tm	Diff	Time of Day	Lap	Lap Tm	Diff	Time of Day
<b>(171) PETERSON PFEIFER</b>											
1	1:09.131	+1.541	9:12:48.711	2	1:15.721	+1.166	9:13:35.759				
2	<b>1:07.590</b>		9:13:56.301	3	<b>1:14.555</b>		9:14:50.314				
3	1:07.862	+0.272	9:15:04.163	4	1:16.936	+2.381	9:16:07.250				
4	1:08.910	+1.320	9:16:13.073								
<b>(52) JUAREZ RIBEIRO</b>											
1	1:12.018	+3.737	9:12:03.915								
2	2:02.262	+53.981	9:14:06.177								
3	<b>1:08.281</b>		9:15:14.458								
<b>(354) RAFAEL KLUGE</b>											
1	1:09.945	+1.458	9:12:31.086								
2	1:09.580	+1.093	9:13:40.666								
3	1:12.675	+4.188	9:14:53.341								
4	<b>1:08.487</b>		9:16:01.828								
<b>(79) OLAIR BORGES</b>											
1	1:12.320	+2.508	9:12:17.476								
2	1:10.306	+0.494	9:13:27.782								
3	<b>1:09.812</b>		9:14:37.594								
4	1:19.287	+9.475	9:15:56.881								
<b>(21) JOÃO BATISTA</b>											
1	1:14.399	+4.346	9:13:24.852								
2	<b>1:10.053</b>		9:14:34.905								
<b>(110) ROGÉRIO ORNAGHI</b>											
1	1:13.278	+3.048	9:12:58.218								
2	<b>1:10.230</b>		9:14:08.448								
3	1:10.698	+0.468	9:15:19.146								
<b>(44) ELTON PISETTA</b>											
1	1:11.253	+0.597	9:12:12.632								
2	<b>1:10.656</b>		9:13:23.288								
3	1:12.542	+1.886	9:14:35.830								
<b>(94) ELOIR VOLKWIJS</b>											
1	1:13.685	+2.939	9:13:03.480								
2	1:12.063	+1.317	9:14:15.543								
3	<b>1:10.746</b>		9:15:26.289								
<b>(37) JUNIOR WONS</b>											
1	1:16.342	+3.911	9:12:28.309								
2	1:15.133	+2.702	9:13:43.442								
3	<b>1:12.431</b>		9:14:55.873								
4	1:16.156	+3.725	9:16:12.029								
<b>(301) JOSÉ CARDOSO</b>											
1	1:15.917	+2.894	9:13:17.429								
2	1:13.589	+0.566	9:14:31.018								
3	<b>1:13.023</b>		9:15:44.041								
<b>(461) GILMAR MORENO</b>											
1	1:17.964	+4.028	9:12:53.844								
2	<b>1:13.936</b>		9:14:07.780								
3	1:14.201	+0.265	9:15:21.981								
<b>(93) ELIANDRO PORFIRIO</b>											
1	1:17.540	+3.245	9:13:20.180								
2	<b>1:14.295</b>		9:14:34.475								
3	1:23.654	+9.359	9:15:58.129								
<b>(28) AGNALDO GOUVEA</b>											
1	1:16.756	+2.201	9:12:20.038								

Cronometragem: MARCOS A. MANCINI - Diretor de Prova: FÁBIO FURLANETTO

Orbits





PREFEITURA MUNICIPAL  
**CLÁUDIA**  
uma cidade para todos



MX LIMMT - 1a Etapa

Classificado pela melhor volta

IMPORTADA MX4

Cláudia/MT 1,000 Km

Warm-up


30/04/2023 08:00

Qualificação iniciado em 9:10:16

Pos	No.	Nome	Classe	M. Tempo	Diff	Moto	Cidade	Patrocinador
1	171	PETERSON PFEIFER	IMP MX4	1:07.590		KAWASAKI	SORRISO	PEDRÃO MOTOS E TENDAS
2	52	JUAREZ RIBEIRO	IMP MX4	1:08.281	0.691	YAMAHA	LUCAS DO RIO VERDE	AMERICA RACING
3	354	RAFAEL KLUGE	IMP MX4	1:08.487	0.897	KAWASAKI	LUCAS DO RIO VERDE	AMAZON TEMPER-AMAERICA RACING
4	79	OLAIR BORGES	IMP MX4	1:09.812	2.222	YAMAHA	SINOP	ESTAÇÃO DAS MOTOS-CASA DAS MOTOS
5	21	JOÃO BATISTA	IMP MX4	1:10.053	2.463	HONDA	COLÍDER	NENOMOTOS-PREFEITURA MUNICIPAL DE COLIDEF
6	110	ROGÉRIO ORNAGHI	IMP MX4	1:10.230	2.640	HONDA	SINOP	G4 VEÍCULOS-SS INSTALADOR-IMPÉRIO VEÍCULOS
7	44	ELTON PISETTA	IMP MX4	1:10.656	3.066	YAMAHA	SINOP	SICO 08 MT-ELETRONOP MAT ELÉTRICOS-ESTAÇÃO
8	94	ELOIR VOLKWIES	IMP MX4	1:10.746	3.156	KAWASAKI	UNIÃO DO NORTE	MANINHO MOTOS
9	37	JUNIOR WONS	IMP MX4	1:12.431	4.841	HONDA	NOVA MONTE VERDE	FAZENDA TRIVELATO
10	301	JOSÉ CARDOSO	IMP MX4	1:13.023	5.433	KAWASAKI	SINOP	TUIUIU AUTO PEÇAS-POSTO TREVÃO-J10 TRANSP
11	461	GILMAR MORENO	IMP MX4	1:13.936	6.346	YAMAHA	SINOP	BOX1 MULTIMARCAS-GSIX GRÁFICOS
12	93	ELIANDRO PORFIRIO	IMP MX4	1:14.295	6.705	KAWASAKI	SINOP	SS INSTALADORA CONSTRUÇÕES DE OBRAS ELETR
13	28	AGNALDO GOUVEA	IMP MX4	1:14.555	6.965	HONDA	ALTA FLORESTA	CENTRAL ACESSÓRIOS

Cronometragem: MARCOS A. MANCINI - Diretor de Prova: FÁBIO FURLANETTO

Orbits





PREFEITURA MUNICIPAL  
**CLÁUDIA**  
uma cidade para todos



## MX LIMMT - 1a Etapa

IMPORTADA MXJR

Cláudia/MT 1,000 Km

Corrida

29/04/2023 15:00

Corrida iniciado em 16:46:41


Lap	Lap Tm	Diff	Time of Day
<b>(37) GUSTAVO AQUINO</b>			
1	1:10.807	+1.771	16:48:42.828
2	1:11.496	+2.460	16:49:54.324
3	1:09.780	+0.744	16:51:04.104
4	1:09.394	+0.358	16:52:13.498
5	<b>1:09.036</b>		16:53:22.534
6	1:13.380	+4.344	16:54:35.914
7	1:10.380	+1.344	16:55:46.294
8	1:09.606	+0.570	16:56:55.900
9	1:11.399	+2.363	16:58:07.299
<b>(254) ENZO CHUPEL</b>			
1	1:15.284	+0.862	16:48:51.323
2	<b>1:14.422</b>		16:50:05.745
3	1:14.775	+0.353	16:51:20.520
4	1:15.474	+1.052	16:52:35.994
5	1:15.628	+1.206	16:53:51.622
6	1:14.856	+0.434	16:55:06.478
7	1:14.525	+0.103	16:56:21.003
8	1:15.403	+0.981	16:57:36.406
9	1:16.725	+2.303	16:58:53.131
<b>(18) MATHEUS FAVALLESA</b>			
1	1:19.340	+4.737	16:49:01.853
2	1:16.639	+2.036	16:50:18.492
3	1:15.323	+0.720	16:51:33.815
4	1:17.246	+2.643	16:52:51.061
5	1:15.661	+1.058	16:54:06.722
6	1:14.798	+0.195	16:55:21.520
7	<b>1:14.603</b>		16:56:36.123
8	1:15.119	+0.516	16:57:51.242
9	1:16.657	+2.054	16:59:07.899
<b>(12) VITOR DALMAGRO</b>			
1	1:17.835	+3.459	16:48:55.882
2	1:18.194	+3.818	16:50:14.076
3	1:18.335	+3.959	16:51:32.411
4	1:19.532	+5.156	16:52:51.943
5	1:15.325	+0.949	16:54:07.268
6	<b>1:14.376</b>		16:55:21.644
7	1:14.559	+0.183	16:56:36.203
8	1:15.112	+0.736	16:57:51.315
9	1:16.652	+2.276	16:59:07.967
<b>(740) PEDRO WARTHA</b>			
1	1:19.563	+2.670	16:49:02.752
2	1:17.125	+0.232	16:50:19.877
3	<b>1:16.893</b>		16:51:36.770
4	1:17.160	+0.267	16:52:53.930
5	1:18.512	+1.619	16:54:12.442
6	1:17.888	+0.995	16:55:30.330
7	1:19.114	+2.221	16:56:49.444
8	1:18.136	+1.243	16:58:07.580
<b>(21) THAYLA VITÓRIA</b>			
1	1:23.744	+3.115	16:49:11.670
2	1:21.684	+1.055	16:50:33.354
3	<b>1:20.629</b>		16:51:53.983
4	1:22.162	+1.533	16:53:16.145
5	1:22.882	+2.253	16:54:39.027
6	1:21.949	+1.320	16:56:00.976
7	1:24.077	+3.448	16:57:25.053
8	1:24.367	+3.738	16:58:49.420
<b>(216) MARCELO MORENO</b>			

Lap	Lap Tm	Diff	Time of Day
1	1:21.756	+0.825	16:49:03.587
2	1:30.515	+9.584	16:50:34.102
3	1:23.111	+2.180	16:51:57.213
4	1:22.221	+1.290	16:53:19.434
5	<b>1:20.931</b>		16:54:40.365
6	1:23.659	+2.728	16:56:04.024
7	1:45.458	+24.527	16:57:49.482
8	1:44.403	+23.472	16:59:33.885
<b>(7) MILENA CHUPEL</b>			
1	1:48.443	+1.293	16:49:57.409
2	1:48.831	+1.681	16:51:46.240
3	1:51.383	+4.233	16:53:37.623
4	1:49.292	+2.142	16:55:26.915
5	<b>1:47.150</b>		16:57:14.065
6	1:48.221	+1.071	16:59:02.286

Lap Lap Tm Diff Time of Day

Cronometragem: MARCOS A. MANCINI - Diretor de Prova: FÁBIO FURLANETTO

Orbits





# MX LIMMT - 1a Etapa

## Classificado por voltas

IMPORTADA MXJR

Cláudia/MT 1,000 Km

Corrida

29/04/2023 15:00

Corrida iniciado em 16:46:41

Pos	No.	Nome	Classe	Voltas	Diff	M. Tempo	Moto	Cidade	Patrocinador
1	37	GUSTAVO AQUINO	IMP MXJR	9		1:09.036	GASGAS	PEIXOTO DE AZEVEDO	MINERADORA SÃO MATHEUS-GOLD MINE COMPANY
2	254	ENZO CHUPEL	IMP MXJR	9	45.832	1:14.422	GASGAS	SINOP	AGRARI-IDEAL GRÁFICOS
3	18	MATHEUS FAVALESSA	IMP MXJR	9	1:00.600	1:14.603	HUSQVARNA	NOVA MUTUM	H M MOTOS-HM MULTIMARCAS-RT MOTOS-MACIEIRA
4	12	VITOR DALMAGRO	IMP MXJR	9	1:00.668	1:14.376	HONDA	SORRISO	REGRIGERAÇÃO DALMAGRO
5	740	PEDRO WARTHA	IMP MXJR	8	1 Volta	1:16.893	YAMAHA	NOVA UBIRATÁ	CELEIRO AGROP-CHICÃO MX SCHOOL-FAZENDA SERRA
6	21	THAYLA VITÓRIA	IMP MXJR	8	1 Volta	1:20.629	HONDA	COLÍDER	NENO MOTOS-PREFEITURA MUNICIPAL DE COLÍDER
7	216	MARCELO MORENO	IMP MXJR	8	1 Volta	1:20.931	YAMAHA	SINOP	BOX1 MULIMARCAS-GSIX GRÁFICOS
8	7	MILENA CHUPEL	IMP MXJR	6	3 Voltas	1:47.150	HONDA	SORRISO	GUINCHO SANTO ANJO

Margem da Vitoria

velocidade Media

Tempo Melhor volta

Melhor Veloc.

Melhor Volta por..

45.832

47,243


1:09.036

52,147

37 - GUSTAVO AQUINO

Cronometragem: MARCOS A. MANCINI - Diretor de Prova: FÁBIO FURLANETTO

Orbits







PREFEITURA MUNICIPAL  
**CLÁUDIA**  
uma cidade para todos



## MX LIMMT - 1a Etapa

MX2 JÚNIOR

Cláudia/MT 1,000 Km

Corrida

30/04/2023 13:00

Corrida iniciado em 14:15:37

Lap	Lap Tm	Diff	Time of Day
<b>(19) JOSÉ SABÓ</b>			
1	1:10.625	+1.444	14:17:4.599
2	1:13.040	+3.859	14:18:54.639
3	1:11.611	+2.430	14:20:06.250
4	<b>1:09.181</b>		14:21:15.431
5	1:09.417	+0.236	14:22:24.848
6	1:11.142	+1.961	14:23:35.990
7	1:13.998	+4.817	14:24:49.988
8	1:12.336	+3.155	14:26:02.324
9	1:13.206	+4.025	14:27:15.530
10	1:14.001	+4.820	14:28:29.531
11	1:11.376	+2.195	14:29:40.907

Lap	Lap Tm	Diff	Time of Day
<b>(107) VICTOR LUIS</b>			
1	1:11.575	+0.106	14:17:45.412
2	1:11.567	+0.098	14:18:56.979
3	1:13.080	+1.611	14:20:10.059
4	1:11.687	+0.218	14:21:21.746
5	1:12.362	+0.893	14:22:34.108
6	1:13.826	+2.357	14:23:47.934
7	1:12.599	+1.130	14:25:00.533
8	1:12.652	+1.183	14:26:13.185
9	1:12.680	+1.211	14:27:25.865
10	1:11.938	+0.469	14:28:37.803
11	<b>1:11.469</b>		14:29:49.272

Lap	Lap Tm	Diff	Time of Day
<b>(3) ANDERSON CERVIERI</b>			
1	1:13.634	+3.965	14:17:56.492
2	1:13.196	+3.527	14:19:09.688
3	1:10.780	+1.111	14:20:20.468
4	1:13.101	+3.432	14:21:33.569
5	1:10.955	+1.286	14:22:44.524
6	1:11.224	+1.555	14:23:55.748
7	1:12.454	+2.785	14:25:08.202
8	1:11.085	+1.416	14:26:19.287
9	1:11.211	+1.542	14:27:30.498
10	<b>1:09.669</b>		14:28:40.167
11	1:10.346	+0.677	14:29:50.513

Lap	Lap Tm	Diff	Time of Day
<b>(55) JOSÉ HENRIQUE</b>			
1	1:14.632	+2.758	14:17:50.696
2	1:11.903	+0.029	14:19:02.599
3	1:12.599	+0.725	14:20:15.198
4	1:14.166	+2.292	14:21:29.364
5	1:13.788	+1.914	14:22:43.152
6	<b>1:11.874</b>		14:23:55.026
7	1:13.076	+1.202	14:25:08.102
8	1:13.517	+1.643	14:26:21.619
9	1:13.115	+1.241	14:27:34.734
10	1:13.290	+1.416	14:28:48.024
11	1:15.370	+3.496	14:30:03.394

Lap	Lap Tm	Diff	Time of Day
<b>(37) GUSTAVO AQUINO</b>			
1	1:14.727	+4.172	14:18:00.735
2	1:14.101	+3.546	14:19:14.836
3	1:12.468	+1.913	14:20:27.304
4	1:13.984	+3.429	14:21:41.288
5	1:12.029	+1.474	14:22:53.317
6	1:12.670	+2.115	14:24:05.987
7	1:11.640	+1.085	14:25:17.627
8	1:12.452	+1.897	14:26:30.079
9	1:13.461	+2.906	14:27:43.540
10	1:11.988	+1.433	14:28:55.528
11	<b>1:10.555</b>		14:30:06.083

Lap	Lap Tm	Diff	Time of Day
<b>(17) FABIANO MILANI</b>			
1	1:16.388	+5.365	14:17:58.235
2	1:14.311	+3.288	14:19:12.546
3	1:13.883	+2.860	14:20:26.429
4	1:14.173	+3.150	14:21:40.602
5	1:12.181	+1.158	14:22:52.783
6	1:11.819	+0.796	14:24:04.602
7	1:12.279	+1.256	14:25:16.881
8	1:12.305	+1.282	14:26:29.186
9	1:12.939	+1.916	14:27:42.125
10	1:13.961	+2.938	14:28:56.086
11	<b>1:11.023</b>		14:30:07.109

Lap	Lap Tm	Diff	Time of Day
<b>(229) MATEUS GIORDANI</b>			
1	1:16.059	+2.833	14:17:51.797
2	1:13.993	+0.767	14:19:05.790
3	1:13.853	+0.627	14:20:19.643
4	1:14.625	+1.399	14:21:34.268
5	1:13.645	+0.419	14:22:47.913
6	1:13.564	+0.338	14:24:01.477
7	1:13.738	+0.512	14:25:15.215
8	1:13.324	+0.098	14:26:28.539
9	<b>1:13.226</b>		14:27:41.765
10	1:15.665	+2.439	14:28:57.430
11	1:17.054	+3.828	14:30:14.484

Lap	Lap Tm	Diff	Time of Day
<b>(69) MARCO MEYER</b>			
1	1:22.541	+12.505	14:18:13.165
2	1:11.751	+1.715	14:19:24.916
3	1:13.407	+3.371	14:20:38.323
4	1:10.981	+0.945	14:21:49.304
5	1:12.279	+2.243	14:23:01.583
6	1:12.274	+2.238	14:24:13.857
7	<b>1:10.036</b>		14:25:23.893
8	1:27.403	+17.367	14:26:51.296
9	1:10.467	+0.431	14:28:01.763
10	1:13.006	+2.970	14:29:14.769
11	1:12.073	+2.037	14:30:26.842

Lap	Lap Tm	Diff	Time of Day
<b>(89) CRISTIAN BERNEGOZZI</b>			
1	1:15.499	+0.797	14:17:55.390
2	1:15.744	+1.042	14:19:11.134
3	1:14.920	+0.218	14:20:26.054
4	1:16.115	+1.413	14:21:42.169
5	1:17.004	+2.302	14:22:59.173
6	1:16.002	+1.300	14:24:15.175
7	<b>1:14.702</b>		14:25:29.877
8	1:15.348	+0.646	14:26:45.225
9	1:15.445	+0.743	14:28:00.670
10	1:15.365	+0.663	14:29:16.035
11	1:15.706	+1.004	14:30:31.741

Lap	Lap Tm	Diff	Time of Day
<b>(254) ENZO CHUPEL</b>			
1	1:23.986	+10.331	14:18:05.655
2	1:15.916	+2.261	14:19:21.571
3	1:17.938	+4.283	14:20:39.509
4	1:15.351	+1.696	14:21:54.860
5	1:15.417	+1.762	14:23:10.277
6	1:16.503	+2.848	14:24:26.780
7	1:13.694	+0.039	14:25:40.474
8	<b>1:13.655</b>		14:26:54.129
9	1:15.300	+1.645	14:28:09.429
10	1:14.732	+1.077	14:29:24.161
11	1:15.713	+2.058	14:30:39.874

Lap	Lap Tm	Diff	Time of Day
<b>(177) LEANDRO SANTINI</b>			

Lap	Lap Tm	Diff	Time of Day
1	1:16.887	+1.644	14:17:53.950
2	1:15.914	+0.671	14:19:09.864
3	<b>1:15.243</b>		14:20:25.107
4	1:15.705	+0.462	14:21:40.812
5	1:18.057	+2.814	14:22:58.869
6	1:17.931	+2.688	14:24:16.800
7	1:17.699	+2.456	14:25:34.499
8	1:17.413	+2.170	14:26:51.912
9	1:17.276	+2.033	14:28:09.188
10	1:16.825	+1.582	14:29:26.013
11	1:17.375	+2.132	14:30:43.388

Lap	Lap Tm	Diff	Time of Day
<b>(83) EDVAN BARRINUEVO</b>			
1	1:18.610	+3.876	14:18:01.808
2	1:16.974	+2.240	14:19:18.782
3	1:15.489	+0.755	14:20:34.271
4	1:16.825	+2.091	14:21:51.096
5	1:16.738	+2.004	14:23:07.834
6	1:15.328	+0.594	14:24:23.162
7	1:15.242	+0.508	14:25:38.404
8	1:17.315	+2.581	14:26:55.719
9	<b>1:14.734</b>		14:28:10.453
10	1:16.490	+1.756	14:29:26.943
11	1:16.545	+1.811	14:30:43.488

Lap	Lap Tm	Diff	Time of Day
<b>(116) CARLOS HENRIQUE</b>			
1	1:43.969	+29.934	14:18:18.998
2	1:14.572	+0.537	14:19:33.570
3	1:15.327	+1.292	14:20:48.897
4	1:15.259	+1.224	14:22:04.156
5	<b>1:14.035</b>		14:23:18.191
6	1:14.400	+0.365	14:24:32.591
7	1:15.137	+1.102	14:25:47.728
8	1:16.660	+2.625	14:27:04.388
9	1:15.850	+1.815	14:28:20.238
10	1:15.799	+1.764	14:29:36.037
11	1:14.879	+0.844	14:30:50.916

Lap	Lap Tm	Diff	Time of Day
<b>(253) ADEMIR MARQUITI</b>			
1	1:21.698	+6.667	14:18:06.169
2	1:17.304	+2.273	14:19:23.473
3	1:18.673	+3.642	14:20:42.146
4	1:15.636	+0.605	14:21:57.782
5	1:15.629	+0.598	14:23:13.411
6	1:16.634	+1.603	14:24:30.045
7	1:18.681	+3.650	14:25:48.726
8	1:16.392	+1.361	14:27:05.118
9	1:15.190	+0.159	14:28:20.308
10	1:15.909	+0.878	14:29:36.217
11	<b>1:15.031</b>		14:30:51.248

Lap	Lap Tm	Diff	Time of Day
<b>(38) LUCAS CARVALHO</b>			
1	<b>1:16.694</b>		14:17:55.492
2	1:19.161	+2.467	14:19:14.653
3	1:17.197	+0.503	14:20:31.850
4	1:17.200	+0.506	14:21:49.050
5	1:17.436	+0.742	14:23:06.486
6	1:22.420	+5.726	14:24:28.906
7	1:18.617	+1.923	14:25:47.523
8	1:18.837	+2.143	14:27:06.360
9	1:17.564	+0.870	14:28:23.924
10	1:19.269	+2.575	14:29:43.193

Lap	Lap Tm	Diff	Time of Day
<b>(77) GABRIEL CERVANTE</b>			
1	1:23.439	+7.807	14:18:13.487
2	1:18.980	+3.348	14:19:32.467

Cronometragem: MARCOS A. MANCINI - Diretor de Prova: FÁBIO FURLANETTO

Orbits





PREFEITURA MUNICIPAL  
**CLÁUDIA**  
uma cidade para todos



## MX LIMMT - 1a Etapa

MX2 JÚNIOR

Cláudia/MT 1,000 Km

Corrida

30/04/2023 13:00

Corrida iniciado em 14:15:37

Lap	Lap Tm	Diff	Time of Day
3	1:15.987	+0.355	14:20:48.454
4	1:18.471	+2.839	14:22:06.925
5	1:19.540	+3.908	14:23:26.465
6	1:15.904	+0.272	14:24:42.369
7	<b>1:15.632</b>		14:25:58.001
8	1:17.116	+1.484	14:27:15.117
9	1:17.723	+2.091	14:28:32.840
10	1:15.721	+0.089	14:29:48.561

(75) GABRIEL FERREIRA

1	1:17.003	+0.961	14:17:57.200
2	1:17.052	+1.010	14:19:14.252
3	<b>1:16.042</b>		14:20:30.294
4	1:16.281	+0.239	14:21:46.575
5	1:16.887	+0.845	14:23:03.462
6	1:26.279	+10.237	14:24:29.741
7	1:16.695	+0.653	14:25:46.436
8	1:23.962	+7.920	14:27:10.398
9	1:18.669	+2.627	14:28:29.067
10	1:27.816	+11.774	14:29:56.883

(88) ALEX BORTOLUZZI

1	1:20.159	+1.419	14:18:08.531
2	<b>1:18.740</b>		14:19:27.271
3	1:18.951	+0.211	14:20:46.222
4	1:20.323	+1.583	14:22:06.545
5	1:20.090	+1.350	14:23:26.635
6	1:22.261	+3.521	14:24:48.896
7	1:21.550	+2.810	14:26:10.446
8	1:22.218	+3.478	14:27:32.664
9	1:23.171	+4.431	14:28:55.835
10	1:23.265	+4.525	14:30:19.100

(263) ELITON RAITZ

1	1:24.231	+5.874	14:18:10.712
2	1:21.117	+2.760	14:19:31.829
3	1:21.466	+3.109	14:20:53.295
4	<b>1:18.357</b>		14:22:11.652
5	1:20.351	+1.994	14:23:32.003
6	1:22.726	+4.369	14:24:54.729
7	1:22.407	+4.050	14:26:17.136
8	1:35.488	+17.131	14:27:52.624
9	2:30.256	+1:11.899	14:30:22.880

(41) FERNANDO SANTANA

1	2:00.172	+37.657	14:18:49.922
2	<b>1:22.515</b>		14:20:12.437
3	1:25.127	+2.612	14:21:37.564
4	1:26.383	+3.868	14:23:03.947
5	1:25.406	+2.891	14:24:29.353
6	1:27.258	+4.743	14:25:56.611
7	1:38.869	+16.354	14:27:35.480
8	1:33.599	+11.084	14:29:09.079
9	1:25.760	+3.245	14:30:34.839

(286) MARCELO ADRIANO

1	1:21.772	+3.897	14:18:09.065
2	1:18.274	+0.399	14:19:27.339
3	<b>1:17.875</b>		14:20:45.214
4	1:21.363	+3.488	14:22:06.577
5	1:23.301	+5.426	14:23:29.878
6	1:19.888	+2.013	14:24:49.766
7	5:33.935	+4:16.060	14:30:23.701

(180) BERNARDO CAMPANA

1	1:24.744	+1.438	14:18:12.946
---	----------	--------	--------------

Lap	Lap Tm	Diff	Time of Day
2	1:24.955	+1.649	14:19:37.901
3	1:23.981	+0.675	14:21:01.882
4	<b>1:23.306</b>		14:22:25.188
5	1:26.257	+2.951	14:23:51.445
6	1:25.553	+2.247	14:25:16.998

(260) DECHARLLES DEPARIS


1	1:19.759	+2.712	14:18:03.254
2	<b>1:17.047</b>		14:19:20.301
3	1:23.433	+6.386	14:20:43.734
4	1:17.317	+0.270	14:22:01.051

(28) AGNALDO GOUVEA

1	<b>1:53.034</b>		14:18:36.409
---	-----------------	--	--------------

Cronometragem: MARCOS A. MANCINI - Diretor de Prova: FÁBIO FURLANETTO

Orbits





# MX LIMMT - 1a Etapa

# Classificado por voltas

MX2 JÚNIOR

Cláudia/MT 1,000 Km

Corrida

30/04/2023 13:00

Corrida iniciado em 14:15:37

Pos	No.	Nome	Classe	Voltas	Diff	M. Tempo	Moto	Cidade	Patrocinador
1	19	JOSÉ SABÓ	MX2 JÚNIOR	11		1:09.181	YAMAHA	CLÁUDIA	MD TRANSPORTES-GIACOPPINI MADEIRAS
2	107	VICTOR LUIS	MX2 JÚNIOR	11	8.365	1:11.469	KAWASAKI	SINOP	STORARI ACABAMENTOS-CLASSIC AUTO CENTER
3	3	ANDERSON CERVIERI	MX2 JÚNIOR	11	9.606	1:09.669	KAWASAKI	CLÁUDIA	CASA DA REFRIGERAÇÃO-IVAN PINTURAS
4	55	JOSÉ HENRIQUE	MX2 JÚNIOR	11	22.487	1:11.874	KAWASAKI	SINOP	CRISTINA CALDERA-FAZENDA CHAPARRAL-GC CE
5	37	GUSTAVO AQUINO	MX2 JÚNIOR	11	25.176	1:10.555	GASGAS	PEIXOTO DE AZEVEDI	MINERADORA SÃO MATHEUS-GOLD MINE COMP
6	17	FABIANO MILANI	MX2 JÚNIOR	11	26.202	1:11.023	YAMAHA	SORRISO	CHICÃO MX SCHOOL
7	229	MATEUS GIORDANI	MX2 JÚNIOR	11	33.577	1:13.226	KAWASAKI	LUCAS DO RIO VERDI	VIVEIRO SEMPRE VERDE-PRECISA SHOPPING-AMÉ
8	69	MARCO MEYER	MX2 JÚNIOR	11	45.935	1:10.036	YAMAHA	VERA	HOTEL CANCIONEIRO-CONSTRUTORA INNOVARE
9	89	CRISTIAN BERNEGOZZ	MX2 JÚNIOR	11	50.834	1:14.702	HONDA	SINOP	BOX 1 MULTIMARCAS-BORRACHARIA SANTA FÉ-M
10	254	ENZO CHUPEL	MX2 JÚNIOR	11	58.967	1:13.655	GASGAS	SINOP	AGRARI-IDEAL GRAFICOS
11	177	LEANDRO SANTINI	MX2 JÚNIOR	11	1:02.481	1:15.243	KAWASAKI	SINOP	TECH PRINT, COLEGIO DOM +
12	83	EDVAN BARRINUEVO	MX2 JÚNIOR	11	1:02.581	1:14.734	HONDA	NOVA UBIRATÁ	
13	116	CARLOS HENRIQUE	MX2 JÚNIOR	11	1:10.009	1:14.035	HONDA	APIACÁS	FAZENDA LIMA-LOTUS TERERÉ
14	253	ADEMIR MARQUITI	MX2 JÚNIOR	11	1:10.341	1:15.031	YAMAHA	UNIÃO DO SUL	
15	38	LUCAS CARVALHO	MX2 JÚNIOR	10	1 Volta	1:16.694	KAWASAKI	SINOP	IMPÉRIO VEÍCULOS
16	77	GABRIEL CERVANTE	MX2 JÚNIOR	10	1 Volta	1:15.632	KTM	PEIXOTO DE AZEVEDI	BRB COMPRA DE OURO-VEREADOR GLEISON NO
17	75	GABRIEL FERREIRA	MX2 JÚNIOR	10	1 Volta	1:16.042	KAWASAKI	SORRISO	DALMAGRO REFRIGERAÇÃO-MUNDIAL AUTO PEÇ
18	88	ALEX BORTOLUZZI	MX2 JÚNIOR	10	1 Volta	1:18.740	HONDA	SINOP	PINGO MADEIRAS-CLAUS MADEIRAS
19	263	ELITON RAITZ	MX2 JÚNIOR	9	2 Voltas	1:18.357	HONDA	SINOP	G4 VEÍCULOS
20	41	FERNANDO SANTANA	MX2 JÚNIOR	9	2 Voltas	1:22.515	KAWASAKI	SINOP	MERCADO D ANITA
21	286	MARCELO ADRIANO	MX2 JÚNIOR	7	4 Voltas	1:17.875	HONDA	SINOP	SOMBRA TERRAPLANAGEM-TEC PRINT
22	180	BERNARDO CAMPANA	MX2 JÚNIOR	6	5 Voltas	1:23.306	HONDA	TERRA NOVA DO NOR	LAVA JATO AMIGÃO-MECÂNICA SANTO ANTÔNIO
23	260	DECHARLLES DEPARIS	MX2 JÚNIOR	4	7 Voltas	1:17.047	KAWASAKI	LUCAS DO RIO VERDI	TABACARIA EL PATRON-IDEAL CALHAS-MOURA P
24	28	AGNALDO GOUVEA	MX2 JÚNIOR	1	10 Voltas	1:53.034	HONDA	ALTA FLORESTA	CENTRAL ACESSÓRIOS

Margem da Vitoria

velocidade Media

Tempo Melhor volta

Melhor Veloc.

Melhor Volta por..

8.365

46,953


1:09.181

52,037

19 - JOSÉ SABÓ

Cronometragem: MARCOS A. MANCINI - Diretor de Prova: FÁBIO FURLANETTO

Orbits





# MX LIMMT - 1a Etapa

MX2 JÚNIOR

Cláudia/MT 1,000 Km

Warm-up

30/04/2023 08:40

Qualificação iniciado em 9:32:16

Lap	Lap Tm	Diff	Time of Day
<b>(19) JOSÉ SABÓ</b>			
1	3:14.549	+2:07.331	9:35:37.031
2	1:15.334	+8.116	9:36:52.365
3	<b>1:07.218</b>		9:37:59.583
4	2:53.777	+1:46.559	9:40:53.360
<b>(3) ANDERSON CERVIERI</b>			
1	1:58.431	+49.195	9:34:44.364
2	<b>1:09.236</b>		9:35:53.600
3	1:10.340	+1.104	9:37:03.940
4	1:09.811	+0.575	9:38:13.751
5	1:12.114	+2.878	9:39:25.865
<b>(69) MARCO MEYER</b>			
1	2:33.750	+1:23.826	9:34:59.292
2	1:14.304	+4.380	9:36:13.596
3	1:24.592	+14.668	9:37:38.188
4	<b>1:09.924</b>		9:38:48.112
<b>(116) CARLOS HENRIQUE</b>			
1	2:22.396	+1:12.329	9:34:55.509
2	1:16.868	+6.801	9:36:12.377
3	1:17.296	+7.229	9:37:29.673
4	1:12.279	+2.212	9:38:41.952
5	<b>1:10.067</b>		9:39:52.019
<b>(229) MATEUS GIORDANI</b>			
1	1:57.711	+47.516	9:34:47.573
2	1:11.742	+1.547	9:35:59.315
3	1:11.397	+1.202	9:37:10.712
4	<b>1:10.195</b>		9:38:20.907
5	58.423	-11.772	9:39:19.330
6	1:16.056	+5.861	9:40:35.386
<b>(55) JOSÉ HENRIQUE</b>			
1	2:33.627	+1:22.763	9:34:57.601
2	1:13.662	+2.798	9:36:11.263
3	1:13.429	+2.565	9:37:24.692
4	<b>1:10.864</b>		9:38:35.556
5	1:13.165	+2.301	9:39:48.721
<b>(107) VICTOR LUIS</b>			
1	2:51.991	+1:40.809	9:35:31.269
2	<b>1:11.182</b>		9:36:42.451
3	1:16.468	+5.286	9:37:58.919
4	1:14.664	+3.482	9:39:13.583
5	1:14.555	+3.373	9:40:28.138
<b>(18) ELIANDRO PORFIRIO</b>			
1	2:18.433	+1:06.934	9:34:56.477
2	2:24.510	+1:13.011	9:37:20.987
3	2:03.840	+52.341	9:39:24.827
4	<b>1:11.499</b>		9:40:36.326
<b>(254) ENZO CHUPEL</b>			
1	2:25.832	+1:14.094	9:34:52.518
2	1:13.911	+2.173	9:36:06.429
3	1:16.558	+4.820	9:37:22.987
4	<b>1:11.738</b>		9:38:34.725
5	1:12.835	+1.097	9:39:47.560
<b>(177) FABIANO MILANI</b>			
1	2:57.287	+1:45.318	9:35:39.665
2	1:12.772	+0.803	9:36:52.437
3	<b>1:11.969</b>		9:38:04.406

Lap	Lap Tm	Diff	Time of Day
<b>(177) LEANDRO SANTINI</b>			
4	1:12.119	+0.150	9:39:16.525
5	1:13.518	+1.549	9:40:30.043
<b>(28) AGNALDO GOUVEA</b>			
1	2:24.290	+1:11.352	9:34:59.949
2	1:16.054	+3.116	9:36:16.003
3	1:14.266	+1.328	9:37:30.269
4	1:13.318	+0.380	9:38:43.587
5	<b>1:12.938</b>		9:39:56.525
<b>(89) CRISTIAN BERNEGOZZI</b>			
1	2:15.641	+1:02.043	9:34:52.735
2	1:40.358	+26.760	9:36:33.093
3	1:14.026	+0.428	9:37:47.119
4	<b>1:13.598</b>		9:39:00.717
5	1:16.685	+3.087	9:40:17.402
<b>(260) DECHARLLES DEPARIS</b>			
1	2:41.678	+1:27.859	9:35:09.641
2	1:16.796	+2.977	9:36:26.437
3	1:16.605	+2.786	9:37:43.042
4	1:14.784	+0.965	9:38:57.826
5	<b>1:13.819</b>		9:40:11.645
<b>(253) ADEMIR MARQUITI</b>			
1	2:56.534	+1:41.899	9:35:43.269
2	1:14.659	+0.024	9:36:57.928
3	<b>1:14.635</b>		9:38:12.563
4	1:14.832	+0.197	9:39:27.395
5	1:15.844	+1.209	9:40:43.239
<b>(77) GABRIEL CERVANTE</b>			
1	2:42.547	+1:27.795	9:35:15.807
2	1:16.174	+1.422	9:36:31.981
3	1:17.325	+2.573	9:37:49.306
4	1:14.780	+0.028	9:39:04.086
5	<b>1:14.752</b>		9:40:18.838
<b>(38) LUCAS CARVALHO</b>			
1	2:06.256	+51.279	9:34:49.575
2	<b>1:14.977</b>		9:36:04.552
3	1:19.540	+4.563	9:37:24.092
4	1:17.859	+2.882	9:38:41.951
5	1:19.947	+4.970	9:40:01.898
<b>(263) ELITON RAITZ</b>			
1	2:36.991	+1:21.271	9:35:18.248
2	1:20.006	+4.286	9:36:38.254
3	<b>1:15.720</b>		9:37:53.974
4	1:18.697	+2.977	9:39:12.671
5	1:20.924	+5.204	9:40:33.595
<b>(41) FERNANDO SANTANA</b>			
1	2:14.028	+57.753	9:34:53.975
2	<b>1:16.275</b>		9:36:10.250
3	1:18.911	+2.636	9:37:29.161
<b>(88) ALEX BORTOLUZZI</b>			
1	3:04.756	+1:47.662	9:35:42.148

Lap	Lap Tm	Diff	Time of Day
<b>(37) GUSTAVO AQUINO</b>			
2	1:18.983	+1.889	9:37:01.131
3	<b>1:17.094</b>		9:38:18.225
4	1:18.146	+1.052	9:39:36.371
<b>(83) EDVAN BARRINUEVO</b>			
1	2:25.060	+1:07.796	9:34:55.939
2	1:45.470	+28.206	9:36:41.409
3	<b>1:17.264</b>		9:37:58.673
4	1:48.675	+31.411	9:39:47.348
<b>(286) MARCELO ADRIANO</b>			
1	2:33.061	+1:14.430	9:35:20.745
2	1:19.103	+0.472	9:36:39.848
3	<b>1:18.631</b>		9:37:58.479
<b>(180) BERNARDO CAMPANA</b>			
1	2:23.461	+1:04.138	9:35:03.084
2	1:22.728	+3.405	9:36:25.812
3	1:22.643	+3.320	9:37:48.455
4	<b>1:19.323</b>		9:39:07.778
5	1:20.767	+1.444	9:40:28.545
<b>(258) JEFFERSON MARQUITI</b>			
1	2:58.027	+1:38.085	9:35:29.961
2	1:20.864	+0.922	9:36:50.825
3	<b>1:19.942</b>		9:38:10.767
4	1:22.443	+2.501	9:39:33.210
<b>(7) HERNANDES GOMES</b>			
1	1:42.584	+22.502	9:35:11.914
2	1:25.059	+4.977	9:36:36.973
3	1:24.631	+4.549	9:38:01.604
4	1:21.660	+1.578	9:39:23.264
5	<b>1:20.082</b>		9:40:43.346
<b>(75) GABRIEL FERREIRA</b>			
1	2:12.145	+51.549	9:34:58.950
2	3:57.695	+2:37.099	9:38:56.645
3	<b>1:20.596</b>		9:40:17.241

Cronometragem: MARCOS A. MANCINI - Diretor de Prova: FÁBIO FURLANETTO

Orbits





PREFEITURA MUNICIPAL  
**CLÁUDIA**  
uma cidade para todos



MX LIMMT - 1a Etapa

Classificado pela melhor volta

MX2 JÚNIOR

Cláudia/MT 1,000 Km

Warm-up


30/04/2023 08:40

Qualificação iniciado em 9:32:16

Pos	No.	Nome	Classe	M. Tempo	Diff	Moto	Cidade	Patrocinador
1	19	JOSÉ SABÓ	MX2 JÚNIOR	1:07.218		YAMAHA	CLÁUDIA	MD TRANSPORTES-GIACOPPINI MADEIRAS
2	3	ANDERSON CERVIERI	MX2 JÚNIOR	1:09.236	2.018	KAWASAKI	CLÁUDIA	CASA DA REFRIGERAÇÃO-IVAN PINTURAS
3	69	MARCO MEYER	MX2 JÚNIOR	1:09.924	2.706	YAMAHA	VERA	HOTEL CANCEIRO-CONSTRUTORA INNOVARE
4	116	CARLOS HENRIQUE	MX2 JÚNIOR	1:10.067	2.849	HONDA	APIACÁS	FAZENDA LIMA-LOTUS TERERÉ
5	229	MATEUS GIORDANI	MX2 JÚNIOR	1:10.195	2.977	KAWASAKI	LUCAS DO RIO VERDE	VIVEIRO SEMPRE VERDE-PRECISA SHOPING-AMÉRI
6	55	JOSÉ HENRIQUE	MX2 JÚNIOR	1:10.864	3.646	KAWASAKI	SINOP	CRISTINA CALDERA-FAZENDA CHAPARRAL-GC CENT
7	107	VICTOR LUIS	MX2 JÚNIOR	1:11.182	3.964	KAWASAKI	SINOP	STORARI ACABAMENTOS-CLASSIC AUTO CENTER
8	18	ELIANDRO PORFIRIO	MX2 JÚNIOR	1:11.499	4.281	HONDA	SINOP	
9	254	ENZO CHUPEL	MX2 JÚNIOR	1:11.738	4.520	GASGAS	SINOP	AGRARI-IDEAL GRAFICOS
10	177	FABIANO MILANI	MX2 JÚNIOR	1:11.969	4.751	YAMAHA	SORRISO	CHICÃO MX SCHOOL
11	177	LEANDRO SANTINI	MX2 JÚNIOR	1:12.854	5.636	KAWASAKI	SINOP	TECH PRINT, COLEGIO DOM +
12	28	AGNALDO GOUVEA	MX2 JÚNIOR	1:12.938	5.720	HONDA	ALTA FLORESTA	CENTRAL ACESSÓRIOS
13	89	CRISTIAN BERNEGOZZI	MX2 JÚNIOR	1:13.598	6.380	HONDA	SINOP	BOX 1 MULTIMARCAS-BORRACHARIA SANTA FÉ-WA'
14	260	DECHARLLES DEPARIS	MX2 JÚNIOR	1:13.819	6.601	KAWASAKI	LUCAS DO RIO VERDE	TABACARIA EL PATRON-IDEAL CALHAS-MOURA PNE
15	253	ADEMIR MARQUITI	MX2 JÚNIOR	1:14.635	7.417	YAMAHA	UNIÃO DO SUL	
16	77	GABRIEL CERVAnte	MX2 JÚNIOR	1:14.752	7.534	KTM	PEIXOTO DE AZEVEDO	BRB COMPRA DE OURO-VEREADOR GLEISON NOLE'
17	38	LUCAS CARVALHO	MX2 JÚNIOR	1:14.977	7.759	KAWASAKI	SINOP	IMPÉRIO VEÍCULOS
18	263	ELITON RAITZ	MX2 JÚNIOR	1:15.720	8.502	HONDA	SINOP	G4 VEÍCULOS
19	41	FERNANDO SANTANA	MX2 JÚNIOR	1:16.275	9.057	KAWASAKI	SINOP	MERCADO D ANITA
20	88	ALEX BORTOLUZZI	MX2 JÚNIOR	1:17.094	9.876	HONDA	SINOP	PINGO MADEIRAS-CLAUS MADEIRAS
21	37	GUSTAVO AQUINO	MX2 JÚNIOR	1:17.264	10.046	GASGAS	PEIXOTO DE AZEVEDO	MINERADORA SÃO MATEUS-GOLD MINE COMPRA
22	83	EDVAN BARRINUEVO	MX2 JÚNIOR	1:17.511	10.293	HONDA	NOVA UBIRATÁ	
23	286	MARCELO ADRIANO	MX2 JÚNIOR	1:18.631	11.413	HONDA	SINOP	SOMBRA TERRAPLANAGEM-TEC PRINT
24	180	BERNARDO CAMPANA	MX2 JÚNIOR	1:19.323	12.105	HONDA	TERRA NOVA DO NORTE	LAVA JATO AMIGÃO-MECÂNICA SANTO ANTÔNIO
25	258	JEFFERSON MARQUITI	MX2 JÚNIOR	1:19.942	12.724	HONDA	SORRISO	
26	7	HERNANDES GOMES	MX2 JÚNIOR	1:20.082	12.864	KAWASAKI	SINOP	ROTA 66 VEIC-QUALITEL-FLASH MOBILIDADE-MARC
27	75	GABRIEL FERREIRA	MX2 JÚNIOR	1:20.596	13.378	KAWASAKI	SORRISO	DALMAGRO REFRIGERAÇÃO-MUNDIAL AUTO PEÇAS

Cronometragem: MARCOS A. MANCINI - Diretor de Prova: FÁBIO FURLANETTO

Orbits





PREFEITURA MUNICIPAL  
**CLÁUDIA**  
uma cidade para todos



## MX LIMMT - 1a Etapa

NACIONAL 35+

Cláudia/MT 1,000 Km

corrida

30/04/2023 15:00

Corrida iniciado em 15:41:05

Lap	Lap Tm	Diff	Time of Day
<b>(737) EMERSON PERONDI</b>			
1	1:09.325	+1.443	15:43:06.398
2	1:09.109	+1.227	15:44:15.507
3	1:09.114	+1.232	15:45:24.621
4	<b>1:07.882</b>		15:46:32.503
5	1:08.529	+0.647	15:47:41.032
6	1:09.551	+1.669	15:48:50.583
7	1:09.426	+1.544	15:50:00.009
8	1:11.093	+3.211	15:51:11.102
9	1:11.781	+3.899	15:52:22.883

Lap	Lap Tm	Diff	Time of Day
<b>(101) GLEISON NOLETO</b>			
1	1:09.362	+0.100	15:43:05.669
2	1:09.294	+0.032	15:44:14.963
3	<b>1:09.262</b>		15:45:24.225
4	1:09.571	+0.309	15:46:33.796
5	1:10.686	+1.424	15:47:44.482
6	1:11.022	+1.760	15:48:55.504
7	1:11.106	+1.844	15:50:06.610
8	1:12.293	+3.031	15:51:18.903
9	1:15.746	+6.484	15:52:34.649

Lap	Lap Tm	Diff	Time of Day
<b>(26) JOHN WILLIAM</b>			
1	1:11.638	+0.712	15:43:09.086
2	<b>1:10.926</b>		15:44:20.012
3	1:12.245	+1.319	15:45:32.257
4	1:13.116	+2.190	15:46:45.373
5	1:13.621	+2.695	15:47:58.994
6	1:14.409	+3.483	15:49:13.403
7	1:14.894	+3.968	15:50:28.297
8	1:14.618	+3.692	15:51:42.915
9	1:15.404	+4.478	15:52:58.319

Lap	Lap Tm	Diff	Time of Day
<b>(21) JOÃO BATISTA</b>			
1	1:14.364	+1.980	15:43:15.824
2	1:14.083	+1.699	15:44:29.907
3	1:13.790	+1.406	15:45:43.697
4	<b>1:12.384</b>		15:46:56.081
5	1:13.049	+0.665	15:48:09.130
6	1:12.638	+0.254	15:49:21.768
7	1:13.595	+1.211	15:50:35.363
8	1:12.501	+0.117	15:51:47.864
9	1:13.211	+0.827	15:53:01.075

Lap	Lap Tm	Diff	Time of Day
<b>(41) EDMAR LOYOLA</b>			
1	1:12.405	+2.891	15:43:10.828
2	1:10.321	+0.807	15:44:21.149
3	1:34.227	+24.713	15:45:55.376
4	1:09.872	+0.358	15:47:05.248
5	1:10.387	+0.873	15:48:15.635
6	<b>1:09.514</b>		15:49:25.149
7	1:13.024	+3.510	15:50:38.173
8	1:10.480	+0.966	15:51:48.653
9	1:13.632	+4.118	15:53:02.285

Lap	Lap Tm	Diff	Time of Day
<b>(29) JULIANO RODRIGUES</b>			
1	1:14.579	+2.537	15:43:15.610
2	1:14.084	+2.042	15:44:29.694
3	1:13.323	+1.281	15:45:43.017
4	1:15.250	+3.208	15:46:58.267
5	1:13.069	+1.027	15:48:11.336
6	<b>1:12.042</b>		15:49:23.378
7	1:14.050	+2.008	15:50:37.428
8	1:14.101	+2.059	15:51:51.529
9	1:15.872	+3.830	15:53:07.401

Lap	Lap Tm	Diff	Time of Day
<b>(184) CLEVERTON NEVES</b>			
1	1:17.798	+1.871	15:43:21.418
2	<b>1:15.927</b>		15:44:37.345
3	1:17.205	+1.278	15:45:54.550
4	1:19.491	+3.564	15:47:14.041
5	1:17.898	+1.971	15:48:31.939
6	1:20.196	+4.269	15:49:52.135
7	1:22.407	+6.480	15:51:14.542
8	1:21.383	+5.456	15:52:35.925

Lap	Lap Tm	Diff	Time of Day
<b>(10) ANDERSON CHENET</b>			
1	1:18.766	+0.786	15:43:25.014
2	1:18.750	+0.770	15:44:43.764
3	1:18.101	+0.121	15:46:01.865
4	1:19.441	+1.461	15:47:21.306
5	1:19.476	+1.496	15:48:40.782
6	<b>1:17.980</b>		15:49:58.762
7	1:19.870	+1.890	15:51:18.632
8	1:25.229	+7.249	15:52:43.861

Lap	Lap Tm	Diff	Time of Day
<b>(94) ELOIR VOLKWIES</b>			
1	1:13.188	+0.585	15:43:14.598
2	1:13.431	+0.828	15:44:28.029
3	1:13.730	+1.127	15:45:41.759
4	1:13.767	+1.164	15:46:55.526
5	1:13.266	+0.663	15:48:08.792
6	<b>1:12.603</b>		15:49:21.395

Cronometragem: MARCOS A. MANCINI - Diretor de Prova: FÁBIO FURLANETTO

Orbits





PREFEITURA MUNICIPAL  
**CLÁUDIA**  
uma cidade para todos



## MX LIMMT - 1a Etapa

## Classificado por voltas

NACIONAL 35+

Cláudia/MT 1,000 Km

corrida

30/04/2023 15:00

Corrida iniciado em 15:41:05

Pos	No.	Nome	Classe	Voltas	Diff	M. Tempo	Moto	Cidade	Patrocinador
1	737	EMERSON PERONDI	NAC 35+	9		1:07.882	HONDA	CLÁUDIA	PANIKUS MC-FAZ. DONA TEREZA-VER. GLEISINH
2	101	GLEISON NOLETO	NAC 35+	9	11.766	1:09.262	HONDA	PEIXOTO DE AZEVEDI	AMERICA RACING-DEP JANAYNA RIVA-GLEISON M
3	26	JOHN WILLIAM	NAC 35+	9	35.436	1:10.926	HONDA	SINOP	E CO CENTAURO SISTEMAS-D IEL MADEIRAS-JF CO
4	21	JOÃO BATISTA	NAC 35+	9	38.192	1:12.384	HONDA	COLÍDER	NENOMOTOS-PREFEITURA MUNICIPAL DE COLID
5	41	EDMAR LOYOLA	NAC 35+	9	39.402	1:09.514	HONDA	SORRISO	FAZENDA RENASCER-CHICÃO MX SCHOOL
6	29	JULIANO RODRIGUES	NAC 35+	9	44.518	1:12.042	HONDA	SORRISO	CHICÃO RACING TREINING
7	184	CLEVERTON NEVES	NAC 35+	8	1 Volta	1:15.927	HONDA	SINOP	AGROMASTER
8	10	ANDERSON CHENET	NAC 35+	8	1 Volta	1:17.980	HONDA	SORRISO	PRINTERS SUPRIMENTOS
9	94	ELOIR VOLKWIES	NAC 35+	6	3 Voltas	1:12.603	HONDA	UNIÃO DO NORTE	MANINHO MOTOS

Margem da Vitoria

velocidade Media

Tempo Melhor volta

Melhor Veloc.

Melhor Volta por..

11.766

47,848


1:07.882

53,033

737 - EMERSON PERONDI

Cronometragem: MARCOS A. MANCINI - Diretor de Prova: FÁBIO FURLANETTO

Orbits





PREFEITURA MUNICIPAL  
**CLÁUDIA**  
uma cidade para todos



## MX LIMMT - 1a Etapa

NACIONAL 35+

Cláudia/MT 1,000 Km

Warm-up

30/04/2023 10:00

Qualificação iniciado em 10:23:22

Lap	Lap Tm	Diff	Time of Day	Lap	Lap Tm	Diff	Time of Day	Lap	Lap Tm	Diff	Time of Day
<b>(26) JOHN WILLIAM</b>											
1	1:38.200	+25.661	10:27:02.717								
2	1:14.279	+1.740	10:28:16.996								
3	1:16.051	+3.512	10:29:33.047								
4	<b>1:12.539</b>		10:30:45.586								
<b>(737) EMERSON PERONDI</b>											
1	2:27.648	+1:14.841	10:25:58.606								
2	1:17.188	+4.381	10:27:15.794								
3	<b>1:12.807</b>		10:28:28.601								
4	1:25.848	+13.041	10:29:54.449								
<b>(101) GLEISON NOLETO</b>											
1	2:35.984	+1:20.786	10:26:14.054								
2	1:26.753	+11.555	10:27:40.807								
3	1:17.770	+2.572	10:28:58.577								
4	<b>1:15.198</b>		10:30:13.775								
<b>(94) ELOIR VOLKWIJS</b>											
1	2:22.635	+1:05.683	10:26:05.703								
2	1:18.041	+1.089	10:27:23.744								
3	<b>1:16.952</b>		10:28:40.696								
4	1:26.777	+9.825	10:30:07.473								
<b>(21) JOÃO BATISTA</b>											
1	2:30.737	+1:13.456	10:26:16.778								
2	1:27.584	+10.303	10:27:44.362								
3	1:17.983	+0.702	10:29:02.345								
4	<b>1:17.281</b>		10:30:19.626								
<b>(41) EDMAR LOYOLA</b>											
1	2:56.222	+1:38.757	10:26:54.243								
2	1:45.959	+28.494	10:28:40.202								
3	<b>1:17.465</b>		10:29:57.667								
<b>(29) JULIANO RODRIGUES</b>											
1	2:39.874	+1:21.495	10:26:12.921								
2	1:20.315	+1.936	10:27:33.236								
3	1:19.282	+0.903	10:28:52.518								
4	<b>1:18.379</b>		10:30:10.897								
<b>(184) CLEVERTON NEVES</b>											
1	2:59.733	+1:39.577	10:26:40.795								
2	1:22.159	+2.003	10:28:02.954								
3	1:21.944	+1.788	10:29:24.898								
4	<b>1:20.156</b>		10:30:45.054								
<b>(10) ANDERSON CHENET</b>											
1	2:46.196	+1:21.958	10:26:46.825								
2	1:32.547	+8.309	10:28:19.372								
3	<b>1:24.238</b>		10:29:43.610								
4	1:25.504	+1.266	10:31:09.114								
<b>(77) ELDER DOUGLAS</b>											
1	2:58.839	+1:29.263	10:26:37.895								
2	<b>1:29.576</b>		10:28:07.471								
3	1:33.321	+3.745	10:29:40.792								

Cronometragem: MARCOS A. MANCINI - Diretor de Prova: FÁBIO FURLANETTO

Orbits







PREFEITURA MUNICIPAL  
**CLÁUDIA**  
uma cidade para todos



MX LIMMT - 1a Etapa

Classificado pela melhor volta

NACIONAL 35+

Cláudia/MT 1,000 Km

Warm-up


30/04/2023 10:00

Qualificação iniciado em 10:23:22

Pos	No.	Nome	Classe	M. Tempo	Diff	Moto	Cidade	Patrocinador
1	26	JOHN WILLIAM	NAC 35+	1:12.539		HONDA	SINOP	ECCENTAUR O SISTEMAS-D ELMAD EIRAS-JF CONS
2	737	EMERSON PERONDI	NAC 35+	1:12.807	0.268	HONDA	CLÁUDIA	PANIKUS MC-FAZ. DONA TEREZA-VER. GLEISINHO I
3	101	GLEISON NOLETO	NAC 35+	1:15.198	2.659	HONDA	PEIXOTO DE AZEVEDO	AMERICA RACING-DEP JANAYNA RIVA-GLEISON MO
4	94	ELOIR VOLKWIES	NAC 35+	1:16.952	4.413	HONDA	UNIÃO DO NORTE	MANINHO MOTOS
5	21	JOÃO BATISTA	NAC 35+	1:17.281	4.742	HONDA	COLÍDER	NENOMOTOS-PREFEITURA MUNICIPAL DE COLIDEF
6	41	EDMAR LOYOLA	NAC 35+	1:17.465	4.926	HONDA	SORRISO	FAZENDA RENASCER-CHICÃO MX SCHOOL
7	29	JULIANO RODRIGUES	NAC 35+	1:18.379	5.840	HONDA	SORRISO	CHICÃO RACING TRAINING
8	184	CLEVERTON NEVES	NAC 35+	1:20.156	7.617	HONDA	SINOP	AGROMASTER
9	10	ANDERSON CHENET	NAC 35+	1:24.238	11.699	HONDA	SORRISO	PRINTERS SUPRIMENTOS
10	77	ELDER DOUGLAS	NAC 35+	1:29.576	17.037	HONDA	TAPURAH	AGROPECUÁRIA CONQUISTA

Cronometragem: MARCOS A. MANCINI - Diretor de Prova: FÁBIO FURLANETTO

Orbits





PREFEITURA MUNICIPAL  
**CLÁUDIA**  
uma cidade para todos



## MX LIMMT - 1a Etapa

NACIONAL FORÇA LIVRE

Cláudia/MT 1,000 Km

Corrida

30/04/2023 13:30

Corrida iniciado em 14:36:56

Lap	Lap Tm	Diff	Time of Day
<b>(101) GUILHERME MASCHIO</b>			
1	1:05.826	+2.126	14:38:48.166
2	1:05.944	+2.244	14:39:54.110
3	1:05.087	+1.387	14:40:59.197
4	<b>1:03.700</b>		14:42:02.897
5	1:04.674	+0.974	14:43:07.571
6	1:03.895	+0.195	14:44:11.466
7	1:03.788	+0.088	14:45:15.254
8	1:04.296	+0.596	14:46:19.550
9	1:04.020	+0.320	14:47:23.570
10	1:04.014	+0.314	14:48:27.584
11	1:03.755	+0.055	14:49:31.339
12	1:04.611	+0.911	14:50:35.950
13	1:05.609	+1.909	14:51:41.559

Lap	Lap Tm	Diff	Time of Day
<b>(2) MARCOS ALEXANDRE</b>			
1	1:06.389	+2.104	14:38:50.974
2	1:06.563	+2.278	14:39:57.537
3	1:05.320	+1.035	14:41:02.857
4	1:04.420	+0.135	14:42:07.277
5	1:05.528	+1.243	14:43:12.805
6	1:05.079	+0.794	14:44:17.884
7	<b>1:04.285</b>		14:45:22.169
8	1:04.323	+0.038	14:46:26.492
9	1:04.441	+0.156	14:47:30.933
10	1:04.804	+0.519	14:48:35.737
11	1:05.907	+1.622	14:49:41.644
12	1:06.944	+2.659	14:50:48.588
13	1:08.606	+4.321	14:51:57.194

Lap	Lap Tm	Diff	Time of Day
<b>(69) ROMÁRIO ROSA</b>			
1	1:07.263	+2.348	14:38:49.357
2	1:07.338	+2.423	14:39:56.695
3	<b>1:04.915</b>		14:41:01.610
4	1:05.357	+0.442	14:42:06.967
5	1:06.143	+1.228	14:43:13.110
6	1:06.302	+1.387	14:44:19.412
7	1:05.695	+0.780	14:45:25.107
8	1:05.917	+1.002	14:46:31.024
9	1:06.280	+1.365	14:47:37.304
10	1:05.758	+0.843	14:48:43.062
11	1:05.807	+0.892	14:49:48.869
12	1:06.116	+1.201	14:50:54.985
13	1:09.453	+4.538	14:52:04.438

Lap	Lap Tm	Diff	Time of Day
<b>(41) WILSON JÚNIOR</b>			
1	1:09.586	+1.106	14:38:55.070
2	<b>1:08.480</b>		14:40:03.550
3	1:08.571	+0.091	14:41:12.121
4	1:09.297	+0.817	14:42:21.418
5	1:09.937	+1.457	14:43:31.355
6	1:10.391	+1.911	14:44:41.746
7	1:09.187	+0.707	14:45:50.933
8	1:10.349	+1.869	14:47:01.282
9	1:09.512	+1.032	14:48:10.794
10	1:11.342	+2.862	14:49:22.136
11	1:10.274	+1.794	14:50:32.410
12	1:09.902	+1.422	14:51:42.312

Lap	Lap Tm	Diff	Time of Day
<b>(184) CLEVERTON NEVES</b>			
1	<b>1:18.719</b>		14:39:11.148
2	1:22.327	+3.608	14:40:33.475
3	1:23.139	+4.420	14:41:56.614
4	1:26.989	+8.270	14:43:23.603
5	1:23.174	+4.455	14:44:46.777


Lap	Lap Tm	Diff	Time of Day
6	1:22.717	+3.998	14:46:09.494
7	1:29.821	+11.102	14:47:39.315
8	1:25.688	+6.969	14:49:05.003
9	1:25.902	+7.183	14:50:30.905
10	1:29.585	+10.866	14:52:00.490

Lap	Lap Tm	Diff	Time of Day
<b>(253) BRYAN RHUAN</b>			
1	<b>1:06.515</b>		14:38:50.141
2	1:06.835	+0.320	14:39:56.976
3	1:07.507	+0.992	14:41:04.483

Lap	Lap Tm	Diff	Time of Day
<b>(44) RICARDO LIMEIRA</b>			
1	<b>1:06.699</b>		14:38:47.528
2	1:10.939	+4.240	14:39:58.467

Cronometragem: MARCOS A. MANCINI - Diretor de Prova: FÁBIO FURLANETTO

Orbits





PREFEITURA MUNICIPAL  
**CLÁUDIA**  
uma cidade para todos



## MX LIMMT - 1a Etapa

## Classificado por voltas

NACIONAL FORÇA LIVRE

Cláudia/MT 1,000 Km

Corrida

30/04/2023 13:30

Corrida iniciado em 14:36:56

Pos	No.	Nome	Classe	Voltas	Diff	M. Tempo	Moto	Cidade	Patrocinador
1	101	<b>GUILHERME MASCHIO</b>	NAC FL	<b>13</b>		1:03.700	HONDA	NOVA UBIRATÃ	MASCHIO MX SCHOOL-UBIRATÃ RACING
2	2	<b>MARCOS ALEXANDRE</b>	NAC FL	<b>13</b>	<b>15.635</b>	1:04.285	HONDA	SINOP	ZANKCO SOLUÇÕES CONSTRUTIVAS-TECNO FRA
3	69	<b>ROMÁRIO ROSA</b>	NAC FL	<b>13</b>	<b>22.879</b>	1:04.915	HONDA	JUARA	AUTO ESCOLA TAPURAH
4	41	<b>WILSON JÚNIOR</b>	NAC FL	<b>12</b>	<b>1 Volta</b>	1:08.480	HONDA	CLAUDIA	
5	184	<b>CLEVERTON NEVES</b>	NAC FL	<b>10</b>	<b>3 Voltas</b>	1:18.719	HONDA	SINOP	AGROMASTER
6	253	<b>BRYAN RHUAN</b>	NAC FL	<b>3</b>	<b>10 Voltas</b>	1:06.515	HONDA	UNIÃO DO SUL	MICAEL-DMR ADVOCACIA-ABIMAEI MOTOS
7	44	<b>RICARDO LIMEIRA</b>	NAC FL	<b>2</b>	<b>11 Voltas</b>	1:06.699	HONDA	MORAES DE ALMEIDA	XINGÚ METAIS-POSTO VIP

Margem da Vitoria

velocidade Media

Tempo Melhor volta

Melhor Veloc.

Melhor Volta por..

15.635

52,884


1:03.700

56,515

101 - GUILHERME MASCHIO

Cronometragem: MARCOS A. MANCINI - Diretor de Prova: FÁBIO FURLANETTO

Orbits





PREFEITURA MUNICIPAL  
**CLÁUDIA**  
uma cidade para todos



## MX LIMMT - 1a Etapa

NACIONAL FORÇA LIVRE

Cláudia/MT 1,000 Km

Warm-up


30/04/2023 09:00

Qualificação iniciado em 9:43:45

Lap	Lap Tm	Diff	Time of Day	Lap	Lap Tm	Diff	Time of Day	Lap	Lap Tm	Diff	Time of Day
<b>(101) GUILHERME MASCHIO</b>											
1	2:24.815	+1:21.575	9:46:42.045								
2	1:22.794	+19.554	9:48:04.839								
3	1:04.419	+1.179	9:49:09.258								
4	1:04.074	+0.834	9:50:13.332								
5	<b>1:03.240</b>		9:51:16.572								
<b>(69) ROMÁRIO ROSA</b>											
1	2:10.052	+1:05.649	9:46:27.523								
2	1:04.747	+0.344	9:47:32.270								
3	1:04.915	+0.512	9:48:37.185								
4	<b>1:04.403</b>		9:49:41.588								
5	1:13.932	+9.529	9:50:55.520								
<b>(2) MARCOS ALEXANDRE</b>											
1	2:29.351	+1:24.897	9:46:47.986								
2	1:05.765	+1.311	9:47:53.751								
3	1:26.631	+22.177	9:49:20.382								
4	<b>1:04.454</b>		9:50:24.836								
5	1:17.941	+13.487	9:51:42.777								
<b>(253) BRYAN RHUAN</b>											
1	2:05.243	+1:00.470	9:46:20.859								
2	1:05.491	+0.718	9:47:26.350								
3	1:14.492	+9.719	9:48:40.842								
4	<b>1:04.773</b>		9:49:45.615								
<b>(44) RICARDO LIMEIRA</b>											
1	2:27.553	+1:21.777	9:46:50.417								
2	1:18.359	+12.583	9:48:08.776								
3	<b>1:05.776</b>		9:49:14.552								
4	1:08.639	+2.863	9:50:23.191								
5	1:09.751	+3.975	9:51:32.942								
<b>(41) WILSON JÚNIOR</b>											
1	2:24.693	+1:14.625	9:46:44.063								
2	1:11.954	+1.886	9:47:56.017								
3	1:10.470	+0.402	9:49:06.487								
4	1:10.136	+0.068	9:50:16.623								
5	<b>1:10.068</b>		9:51:26.691								
<b>(122) TIAGO SIGNOR</b>											
1	2:10.503	+58.740	9:46:34.915								
2	1:12.604	+0.841	9:47:47.519								
3	<b>1:11.763</b>		9:48:59.282								
4	1:13.607	+1.844	9:50:12.889								
5	1:16.656	+4.893	9:51:29.545								
<b>(184) CLEVERTON NEVES</b>											
1	2:37.400	+1:21.366	9:46:57.835								
2	1:18.062	+2.028	9:48:15.897								
3	1:17.085	+1.051	9:49:32.982								
4	<b>1:16.034</b>		9:50:49.016								

Cronometragem: MARCOS A. MANCINI - Diretor de Prova: FÁBIO FURLANETTO

Orbits





PREFEITURA MUNICIPAL  
**CLÁUDIA**  
uma cidade para todos



## MX LIMMT - 1a Etapa

## Classificado pela melhor volta

NACIONAL FORÇA LIVRE

Cláudia/MT 1,000 Km

Warm-up


30/04/2023 09:00

Qualificação iniciado em 9:43:45

Pos	No.	Nome	Classe	M. Tempo	Diff	Moto	Cidade	Patrocinador
1	101	<b>GUILHERME MASCHIO</b>	NAC FL	<b>1:03.240</b>		HONDA	NOVA UBIRATÃ	MASCHIO MX SCHOOL-UBIRATÃ RACING
2	69	<b>ROMÁRIO ROSA</b>	NAC FL	<b>1:04.403</b>	<b>1.163</b>	HONDA	JUARA	AUTO ESCOLA TAPURAH
3	2	<b>MARCOS ALEXANDRE</b>	NAC FL	<b>1:04.454</b>	<b>1.214</b>	HONDA	SINOP	ZANKCO SOLUÇÕES CONSTRUTIVAS-TECNO FRAME
4	253	<b>BRYAN RHUAN</b>	NAC FL	<b>1:04.773</b>	<b>1.533</b>	HONDA	UNIÃO DO SUL	MICAEL-DMR ADVOCACIA-ABIMAEI MOTOS
5	44	<b>RICARDO LIMEIRA</b>	NAC FL	<b>1:05.776</b>	<b>2.536</b>	HONDA	MORAES DE ALMEIDA	XINGÚ METAIS-POSTO VIP
6	41	<b>WILSON JÚNIOR</b>	NAC FL	<b>1:10.068</b>	<b>6.828</b>	HONDA	CLAUDIA	
7	122	<b>TIAGO SIGNOR</b>	NAC FL	<b>1:11.763</b>	<b>8.523</b>	HONDA	APIACAS	FAZENDA ROLIN
8	184	<b>CLEVERTON NEVES</b>	NAC FL	<b>1:16.034</b>	<b>12.794</b>	HONDA	SINOP	AGROMASTER

Cronometragem: MARCOS A. MANCINI - Diretor de Prova: FÁBIO FURLANETTO

Orbits





PREFEITURA MUNICIPAL  
**CLÁUDIA**  
uma cidade para todos



CÂMARA MUNICIPAL DE CLÁUDIA  
Defensoria e Trabalho pela Comunidade

## MX LIMMT - 1a Etapa

NACIONAL INTERMEDIÁRIA

Cláudia/MT 1,000 Km

Corrida

30/04/2023 12:30

Corrida iniciado em 12:47:11

Lap	Lap Tm	Diff	Time of Day
<b>(737) EMERSON PERONDI</b>			
1	1:08.513	+2.454	12:49:08.547
2	1:06.611	+0.552	12:50:15.158
3	1:08.346	+2.287	12:51:23.504
4	1:06.615	+0.556	12:52:30.119
5	1:07.904	+1.845	12:53:38.023
6	1:07.704	+1.645	12:54:45.727
7	1:07.908	+1.849	12:55:53.635
8	1:08.831	+2.772	12:57:02.466
9	1:08.376	+2.317	12:58:10.842
10	1:07.636	+1.577	12:59:18.478
11	1:07.026	+0.967	13:00:25.504
12	1:10.111	+4.052	13:01:35.615
13	1:06.399	+0.340	13:02:42.014
14	<b>1:06.059</b>		13:03:48.073

<b>(44) RICARDO LIMEIRA</b>			
1	1:08.157	+1.848	12:49:07.248
2	1:08.081	+1.772	12:50:15.329
3	1:08.439	+2.130	12:51:23.768
4	1:06.987	+0.678	12:52:30.755
5	1:07.708	+1.399	12:53:38.463
6	1:07.608	+1.299	12:54:46.071
7	1:07.231	+0.922	12:55:53.302
8	1:06.672	+0.363	12:56:59.974
9	1:06.481	+0.172	12:58:06.455
10	1:14.732	+8.423	12:59:21.187
11	1:06.602	+0.293	13:00:27.789
12	1:07.972	+1.663	13:01:35.761
13	<b>1:06.309</b>		13:02:42.070
14	1:07.747	+1.438	13:03:49.817

<b>(195) WESLEY GOLJEWSKI</b>			
1	1:12.087	+1.804	12:49:12.654
2	1:11.191	+0.908	12:50:23.845
3	1:11.589	+1.306	12:51:35.434
4	1:10.976	+0.693	12:52:46.410
5	<b>1:10.283</b>		12:53:56.693
6	1:11.668	+1.385	12:55:08.361
7	1:11.154	+0.871	12:56:19.515
8	1:12.088	+1.805	12:57:31.603
9	1:10.792	+0.509	12:58:42.395
10	1:10.564	+0.281	12:59:52.959
11	1:11.662	+1.379	13:01:04.621
12	1:12.057	+1.774	13:02:16.678
13	1:12.739	+2.456	13:03:29.417
14	1:14.901	+4.618	13:04:44.318

<b>(177) FABIANO MILANI</b>			
1	1:12.725	+1.354	12:49:15.947
2	<b>1:11.371</b>		12:50:27.318
3	1:12.149	+0.778	12:51:39.467
4	1:12.778	+1.407	12:52:52.245
5	1:11.784	+0.413	12:54:04.029
6	1:12.761	+1.390	12:55:16.790
7	1:12.330	+0.959	12:56:29.120
8	1:12.973	+1.602	12:57:42.093
9	1:13.192	+1.821	12:58:55.285
10	1:14.266	+2.895	13:00:09.551
11	1:14.150	+2.779	13:01:23.701
12	1:13.136	+1.765	13:02:36.837
13	1:14.716	+3.345	13:03:51.553

<b>(94) ELOIR VOLQWEIS</b>			
1	1:12.445	+0.406	12:49:18.249

2	1:13.611	+1.572	12:50:31.860
3	<b>1:12.039</b>		12:51:43.899
4	1:13.089	+1.050	12:52:56.988
5	1:13.826	+1.787	12:54:10.814
6	1:12.871	+0.832	12:55:23.685
7	1:13.081	+1.042	12:56:36.766
8	1:13.110	+1.071	12:57:49.876
9	1:13.284	+1.245	12:59:03.160
10	1:16.788	+4.749	13:00:19.948
11	1:14.418	+2.379	13:01:34.366
12	1:15.624	+3.585	13:02:49.990
13	1:15.809	+3.770	13:04:05.799

<b>(122) TIAGO SIGNOR</b>			
1	1:12.413	+0.055	12:49:20.308
2	1:12.657	+0.299	12:50:32.965
3	1:12.900	+0.542	12:51:45.865
4	1:14.231	+1.873	12:53:00.096
5	1:12.519	+0.161	12:54:12.615
6	<b>1:12.358</b>		12:55:24.973
7	1:13.418	+1.060	12:56:38.391
8	1:12.879	+0.521	12:57:51.270
9	1:12.994	+0.636	12:59:04.264
10	1:16.740	+4.382	13:00:21.004
11	1:16.074	+3.716	13:01:37.078
12	1:15.806	+3.448	13:02:52.884
13	1:14.820	+2.462	13:04:07.704

<b>(21) AGNER CERVIERI</b>			
1	1:12.459	+0.932	12:49:24.992
2	1:12.645	+1.118	12:50:37.637
3	1:12.006	+0.479	12:51:49.643
4	<b>1:11.527</b>		12:53:01.170
5	1:12.219	+0.692	12:54:13.389
6	1:12.670	+1.143	12:55:26.059
7	1:12.796	+1.269	12:56:38.855
8	1:15.172	+3.645	12:57:54.027
9	1:14.186	+2.659	12:59:08.213
10	1:15.412	+3.885	13:00:23.625
11	1:20.656	+9.129	13:01:44.281
12	1:15.816	+4.289	13:03:00.097
13	1:16.058	+4.531	13:04:16.155

<b>(184) CLEVERTON NEVES</b>			
1	1:16.214	+1.032	12:49:26.083
2	<b>1:15.182</b>		12:50:41.265
3	1:15.301	+0.119	12:51:56.566
4	1:17.544	+2.362	12:53:14.110
5	1:18.708	+3.526	12:54:32.818
6	1:20.043	+4.861	12:55:52.861
7	1:21.896	+6.714	12:57:14.757
8	1:20.977	+5.795	12:58:35.734
9	1:22.313	+7.131	12:59:58.047
10	1:19.652	+4.470	13:01:17.699
11	1:17.368	+2.186	13:02:35.067
12	1:19.425	+4.243	13:03:54.492

<b>(10) ANDERSON CHENET</b>			
1	1:20.971	+4.897	12:49:34.825
2	1:21.363	+5.289	12:50:56.188
3	1:17.361	+1.287	12:52:13.549
4	1:17.989	+1.915	12:53:31.538
5	1:18.308	+2.234	12:54:49.846
6	1:17.922	+1.848	12:56:07.768
7	1:17.631	+1.557	12:57:25.399
8	<b>1:16.074</b>		12:58:41.473

9	1:17.980	+1.906	12:59:59.453
10	1:18.005	+1.931	13:01:17.458
11	1:18.475	+2.401	13:02:35.933
12	1:21.797	+5.723	13:03:57.730

<b>(97) FERNANDO STROSCHEN</b>			
1	<b>1:16.162</b>		12:49:23.966
2	1:34.541	+18.379	12:50:58.507
3	1:18.656	+2.494	12:52:17.163
4	1:19.706	+3.544	12:53:36.869
5	1:20.393	+4.231	12:54:57.262
6	1:18.456	+2.294	12:56:15.718
7	1:18.511	+2.349	12:57:34.229
8	1:19.548	+3.386	12:58:53.777
9	1:19.271	+3.109	13:00:13.048
10	1:18.924	+2.762	13:01:31.972
11	1:27.614	+11.452	13:02:59.586
12	1:22.440	+6.278	13:04:22.026

<b>(19) VALDIMAR SILVA</b>			
1	1:17.088	+0.653	12:49:33.643
2	1:38.337	+21.902	12:51:11.980
3	<b>1:16.435</b>		12:52:28.415
4	1:20.829	+4.394	12:53:49.244
5	1:18.720	+2.285	12:55:07.964
6	1:17.355	+0.920	12:56:25.319
7	1:17.473	+1.038	12:57:42.792
8	1:18.851	+2.416	12:59:01.643
9	1:19.855	+3.420	13:00:21.498
10	1:26.633	+9.198	13:01:47.131
11	1:19.739	+3.304	13:03:06.870
12	1:24.340	+7.905	13:04:31.210

<b>(253) MARCOS FLORES</b>			
1	1:13.738	+0.957	12:49:15.491
2	1:13.853	+1.072	12:50:29.344
3	1:13.404	+0.623	12:51:42.748
4	1:13.134	+0.353	12:52:55.882
5	1:14.331	+1.550	12:54:10.213
6	1:13.082	+0.301	12:55:23.295
7	<b>1:12.781</b>		12:56:36.076
8	1:13.510	+0.729	12:57:49.586
9	1:13.313	+0.532	12:59:02.899
10	1:16.423	+3.642	13:00:19.322
11	1:39.924	+27.143	13:01:59.246


<b>(2) IGHOR TESSARO</b>			
1	<b>1:12.602</b>		12:49:15.100
2	1:41.792	+29.190	12:50:56.892
3	1:18.649	+6.047	12:52:15.541
4	1:20.953	+8.351	12:53:36.494

<b>(11) GBRIEO CALDEIRA</b>			
1	<b>1:12.775</b>		12:49:28.035
2	1:13.436	+0.661	12:50:41.471
3	1:25.518	+12.743	12:52:06.989

<b>(26) JOHN WILLIAM</b>			
1	<b>1:11.278</b>		12:49:10.585

Cronometragem: MARCOS A. MANCINI - Diretor de Prova: FÁBIO FURLANETTO

Orbits





# MX LIMMT - 1a Etapa

## Classificado por voltas

NACIONAL INTERMEDIÁRIA

Cláudia/MT 1,000 Km

Corrida

30/04/2023 12:30

Corrida iniciado em 12:47:11

Pos	No.	Nome	Classe	Voltas	Diff	M. Tempo	Moto	Cidade	Patrocinador
1	737	EMERSON PERONDI	NAC INTER	14		1:06.059	HONDA	CLÁUDIA	PANIKUS MOTO CLUB
2	44	RICARDO LIMEIRA	NAC INTER	14	1.744	1:06.309	HONDA	MORAES DE ALMEIDA	XINGÚ METAIS-POSTO VIP
3	195	WESLEY GOLIJEWSKI	NAC INTER	14	56.245	1:10.283	HONDA	ANALÂNDIA DO NORT	TORNEARIA SANTOS-DEGA-NETOCAR LAVA JATO
4	177	FABIANO MILANI	NAC INTER	13	1 Volta	1:11.371	HONDA	SORRISO	CHICÃO MX SCHOOL
5	94	ELOIR VOLQWEIS	NAC INTER	13	1 Volta	1:12.039	HONDA	PEIXOTO DE AZEVEDI	MANINHO MOTOS
6	122	TIAGO SIGNOR	NAC INTER	13	1 Volta	1:12.358	HONDA	APIACAS	FAZENDA ROLIN
7	21	AGNER CERVIERI	NAC INTER	13	1 Volta	1:11.527	HONDA	CLÁUDIA	
8	184	CLEVERTON NEVES	NAC INTER	12	2 Voltas	1:15.182	HONDA	SINOP	AGROMASTER
9	10	ANDERSON CHENET	NAC INTER	12	2 Voltas	1:16.074	HONDA	SORRISO	PRINTERS SUPRIMENTOS
10	97	FERNANDO STROSCHER	NAC INTER	12	2 Voltas	1:16.162	HONDA	FELIZ NATAL	PIT STOP MOTOS
11	19	VALDIMAR SILVA	NAC INTER	12	2 Voltas	1:16.435	HONDA	CLÁUDIA	CALANGUS CHAPEAÇÃO-DIEGO MADEIRAS
12	253	MARCOS FLORES	NAC INTER	11	3 Voltas	1:12.781	HONDA	UNIÃO DO SUL	TORNEARIA CENTRO OESTE-MC UNIÃO DO SUL
13	2	IGHOR TESSARO	NAC INTER	4	10 Voltas	1:12.602	HONDA	ALTA FLORESTA	CASA DAS TURBINAS
14	11	GBRÍEO CALDEIRA	NAC INTER	3	11 Voltas	1:12.775	HONDA	MORAES DE ALMEIDA	XINGÚ COMPRA DE OURO-POSTO VIP
15	26	JOHN WILLIAM	NAC INTER	1	13 Voltas	1:11.278	HONDA	SINOP	ARTE FARMA-ECO CENTAURO SISTEMAS-BOY 1-10
16	45	KAWAN ROMBALDI	NAC INTER		14 Voltas		HONDA	VERA	ROMBALDI CONTABILIDADE

Margem da Vitoria

velocidade Media

Tempo Melhor volta

Melhor Veloc.

Melhor Volta por..

1.744

50,587


1:06.059

54,497

737 - EMERSON PERONDI

Cronometragem: MARCOS A. MANCINI - Diretor de Prova: FÁBIO FURLANETTO

Orbits





PREFEITURA MUNICIPAL  
**CLÁUDIA**  
uma cidade para todos



## MX LIMMT - 1a Etapa

NACIONAL INTERMEDIÁRIA

Cláudia/MT 1,000 Km

Warm-up

30/04/2023 08:20

Qualificação iniciado em 9:18:58

Lap	Lap Tm	Diff	Time of Day
<b>(44) RICARDO LIMEIRA</b>			
1	2:48.731	+1:41.340	9:22:01.026
2	1:15.386	+7.995	9:23:16.412
3	1:10.123	+2.732	9:24:26.535
4	<b>1:07.391</b>		9:25:33.926
<b>(26) JOHN WILLIAM</b>			
1	2:17.511	+1:08.510	9:21:40.445
2	1:13.354	+4.353	9:22:53.799
3	<b>1:09.001</b>		9:24:02.800
4	2:07.814	+58.813	9:26:10.614
<b>(2) IGHOR TESSARO</b>			
1	2:39.799	+1:29.503	9:21:45.185
2	1:24.951	+14.655	9:23:10.136
3	<b>1:10.296</b>		9:24:20.432
4	1:13.524	+3.228	9:25:33.956
<b>(11) GBRIO CALDEIRA</b>			
1	2:22.161	+1:11.420	9:21:37.895
2	1:12.112	+1.371	9:22:50.007
3	<b>1:10.741</b>		9:24:00.748
4	1:17.805	+7.064	9:25:18.553
<b>(177) FABIANO MILANI</b>			
1	3:05.568	+1:53.571	9:22:13.520
2	1:13.963	+1.966	9:23:27.483
3	1:32.855	+20.858	9:25:00.338
4	<b>1:11.997</b>		9:26:12.335
<b>(21) AGNER CERVIERI</b>			
1	2:48.256	+1:35.494	9:21:56.903
2	1:16.819	+4.057	9:23:13.722
3	1:13.748	+0.986	9:24:27.470
4	<b>1:12.762</b>		9:25:40.232
<b>(195) WESLEY GOLJUEWSKI</b>			
1	2:46.773	+1:33.984	9:21:58.941
2	1:17.128	+4.339	9:23:16.069
3	<b>1:12.789</b>		9:24:28.858
4	1:17.758	+4.969	9:25:46.616
<b>(94) ELOIR VOLQWEIS</b>			
1	3:27.456	+2:14.435	9:23:19.030
2	1:13.537	+0.516	9:24:32.567
3	<b>1:13.021</b>		9:25:45.588
<b>(122) TIAGO SIGNOR</b>			
1	2:25.597	+1:10.224	9:21:39.536
2	<b>1:15.373</b>		9:22:54.909
3	1:17.173	+1.800	9:24:12.082
4	1:19.015	+3.642	9:25:31.097
<b>(253) MARCOS FLORES</b>			
1	2:42.724	+1:27.153	9:21:55.935
2	1:20.914	+5.343	9:23:16.849
3	1:18.342	+2.771	9:24:35.191
4	<b>1:15.571</b>		9:25:50.762
<b>(45) KAWAN ROMBALDI</b>			
1	2:39.404	+1:23.525	9:21:45.806
2	1:19.560	+3.681	9:23:05.366
3	1:16.766	+0.887	9:24:22.132
4	<b>1:15.879</b>		9:25:38.011

Lap	Lap Tm	Diff	Time of Day
<b>(97) FERNANDO STROSCHEN</b>			
1	2:29.805	+1:13.427	9:21:39.086
2	1:18.203	+1.825	9:22:57.289
3	1:16.895	+0.517	9:24:14.184
4	<b>1:16.787</b>		9:25:30.562
<b>(184) CLEVERTON NEVES</b>			
1	2:36.365	+1:19.582	9:21:54.314
2	1:21.187	+4.404	9:23:15.501
3	1:26.125	+9.342	9:24:41.626
4	<b>1:16.783</b>		9:25:58.409
<b>(19) VALDIMAR SILVA</b>			
1	2:52.287	+1:35.482	9:21:59.712
2	1:22.255	+5.450	9:23:21.967
3	1:17.540	+0.735	9:24:39.507
4	<b>1:16.805</b>		9:25:56.312
<b>(10) ANDERSON CHENET</b>			
1	2:36.480	+1:17.737	9:21:53.422
2	1:22.153	+3.410	9:23:15.575
3	1:30.416	+11.673	9:24:45.991
4	<b>1:18.743</b>		9:26:04.734
<b>(737) FELIPE ZANQUI</b>			
1	<b>3:07.668</b>		9:22:13.142

Lap Lap Tm Diff Time of Day

Cronometragem: MARCOS A. MANCINI - Diretor de Prova: FÁBIO FURLANETTO

Orbits







PREFEITURA MUNICIPAL  
**CLÁUDIA**  
uma cidade para todos



## MX LIMMT - 1a Etapa

## Classificado pela melhor volta

NACIONAL INTERMEDIÁRIA

Cláudia/MT 1,000 Km

Warm-up

30/04/2023 08:20

Qualificação iniciado em 9:18:58

Pos	No.	Nome	Classe	M. Tempo	Diff	Moto	Cidade	Patrocinador
1	44	<b>RICARDO LIMEIRA</b>	NACINTER	<b>1:07.391</b>		HONDA	MORAES DE ALMEIDA	XINGU METAIS-POSTO VIP
2	26	<b>JOHN WILLIAM</b>	NACINTER	<b>1:09.001</b>	<b>1.610</b>	HONDA	SINOP	ARTE FARMA-ECO CENTAURO SISTEMAS-BOX 1-10 E1
3	2	<b>IGHOR TESSARO</b>	NACINTER	<b>1:10.296</b>	<b>2.905</b>	HONDA	ALTA FLORESTA	CASA DAS TURBINAS
4	11	<b>GBRÍEO CALDEIRA</b>	NACINTER	<b>1:10.741</b>	<b>3.350</b>	HONDA	MORAES DE ALMEIDA	XINGU COMPRA DE OURO-POSTO VIP
5	177	<b>FABIANO MILANI</b>	NACINTER	<b>1:11.997</b>	<b>4.606</b>	HONDA	SORRISO	CHICÃO MX SCHOOL
6	21	<b>AGNER CERVIERI</b>	NACINTER	<b>1:12.762</b>	<b>5.371</b>	HONDA	CLÁUDIA	
7	195	<b>WESLEY GOLIJEWski</b>	NACINTER	<b>1:12.789</b>	<b>5.398</b>	HONDA	ANALÂNDIA DO NORTE	TORNEARIA SANTOS-DEGA-NETOCAR LAVA JATO-T
8	94	<b>ELOIR VOLQWEIS</b>	NACINTER	<b>1:13.021</b>	<b>5.630</b>	HONDA	PEIXOTO DE AZEVEDO	MANINHO MOTOS
9	122	<b>TIAGO SIGNOR</b>	NACINTER	<b>1:15.373</b>	<b>7.982</b>	HONDA	APIACAS	FAZENDA ROLIN
10	253	<b>MARCOS FLORES</b>	NACINTER	<b>1:15.571</b>	<b>8.180</b>	HONDA	UNIÃO DO SUL	TORNEARIA CENTRO OESTE-MC UNIÃO DO SUL-PO
11	45	<b>KAWAN ROMBALDI</b>	NACINTER	<b>1:15.879</b>	<b>8.488</b>	HONDA	VERA	ROMBALDI CONTABILIDADE
12	97	<b>FERNANDO STROSCHEIN</b>	NACINTER	<b>1:16.378</b>	<b>8.987</b>	HONDA	FELIZ NATAL	PIT STOP MOTOS
13	184	<b>CLEVERTON NEVES</b>	NACINTER	<b>1:16.783</b>	<b>9.392</b>	HONDA	SINOP	AGROMASTER
14	19	<b>VALDIMAR SILVA</b>	NACINTER	<b>1:16.805</b>	<b>9.414</b>	HONDA	CLÁUDIA	CALANGUS CHAPEAÇÃO-DIEGO MADEIRAS
15	10	<b>ANDERSON CHENET</b>	NACINTER	<b>1:18.743</b>	<b>11.352</b>	HONDA	SORRISO	PRINTERS SUPRIMENTOS
16	737	<b>FELIPE ZANQUI</b>	NACINTER	<b>3:07.668</b>	<b>10.277</b>	HONDA	CLÁUDIA	ELITE SEGURANÇA-CALYSOL PISCINAS

Cronometragem: MARCOS A. MANCINI - Diretor de Prova: FÁBIO FURLANETTO

Orbits





PREFEITURA MUNICIPAL  
**CLÁUDIA**  
uma cidade para todos



## MX LIMMT - 1a Etapa

NACIONAL NOVATOS

Cláudia/MT 1,000 Km

Corrida

30/04/2023 16:30

Corrida iniciado em 16:34:40

Lap	Lap Tm	Diff	Time of Day
<b>(2) IGHOR TESSARO</b>			
1	1:15.730	+3.773	16:36:47.481
2	1:12.160	+0.203	16:37:59.641
3	<b>1:11.957</b>		16:39:11.598
4	1:14.515	+2.558	16:40:26.113
5	1:12.316	+0.359	16:41:38.429
6	1:14.820	+2.863	16:42:53.249
<b>(195) WESLEY GOLJUEWSKI</b>			
1	1:14.031	+1.856	16:36:51.552
2	<b>1:12.175</b>		16:38:03.727
3	1:13.197	+1.022	16:39:16.924
4	1:13.778	+1.603	16:40:30.702
5	1:12.267	+0.092	16:41:42.969
6	1:13.361	+1.186	16:42:56.330
<b>(29) JOÃO GABRIEL</b>			
1	1:25.031	+12.876	16:36:56.169
2	1:13.362	+1.207	16:38:09.531
3	1:13.683	+1.528	16:39:23.214
4	1:12.839	+0.684	16:40:36.053
5	<b>1:12.155</b>		16:41:48.208
6	1:13.287	+1.132	16:43:01.495
<b>(737) FELIPE ZANQUI</b>			
1	1:15.786	+1.601	16:36:46.697
2	1:14.676	+0.491	16:38:01.373
3	1:14.469	+0.284	16:39:15.842
4	1:15.912	+1.727	16:40:31.754
5	1:16.138	+1.953	16:41:47.892
6	<b>1:14.185</b>		16:43:02.077
<b>(3) ANDERSON CERVIERI</b>			
1	1:16.370	+4.565	16:36:59.446
2	1:11.902	+0.097	16:38:11.348
3	1:13.108	+1.303	16:39:24.456
4	1:12.680	+0.875	16:40:37.136
5	<b>1:11.805</b>		16:41:48.941
6	1:13.487	+1.682	16:43:02.428
<b>(84) LUCAS ALVES</b>			
1	1:14.497	+0.265	16:36:48.025
2	<b>1:14.232</b>		16:38:02.257
3	1:14.368	+0.136	16:39:16.625
4	1:16.088	+1.856	16:40:32.713
5	1:15.443	+1.211	16:41:48.156
6	1:14.915	+0.683	16:43:03.071
<b>(116) CARLOS HENRIQUE</b>			
1	1:15.866	+1.588	16:37:00.537
2	1:15.458	+1.180	16:38:15.995
3	1:14.942	+0.664	16:39:30.937
4	<b>1:14.278</b>		16:40:45.215
5	1:14.292	+0.014	16:41:59.507
6	1:20.461	+6.183	16:43:19.968
<b>(78) GABRIEL CALDEIRA</b>			
1	1:15.182	+1.588	16:37:09.974
2	<b>1:13.594</b>		16:38:23.568
3	1:14.463	+0.869	16:39:38.031
4	1:13.684	+0.090	16:40:51.715
5	1:13.935	+0.341	16:42:05.650
6	1:15.080	+1.486	16:43:20.730
<b>(122) TIAGO SIGNOR</b>			

Lap	Lap Tm	Diff	Time of Day
1	1:14.974	+1.400	16:36:53.644
2	1:14.960	+1.386	16:38:08.604
3	<b>1:13.574</b>		16:39:22.178
4	1:17.257	+3.683	16:40:39.435
5	1:24.171	+10.597	16:42:03.606
6	1:29.583	+16.009	16:43:33.189
<b>(12) VITOR DALMAGRO</b>			
1	1:23.483	+7.516	16:37:09.154
2	1:30.334	+14.367	16:38:39.488
3	1:19.461	+3.494	16:39:58.949
4	1:16.373	+0.406	16:41:15.322
5	<b>1:15.967</b>		16:42:31.289
6	1:17.594	+1.627	16:43:48.883
<b>(7) HERNANDES GOMES</b>			
1	1:21.549	+3.298	16:37:04.350
2	<b>1:18.251</b>		16:38:22.601
3	1:31.204	+12.953	16:39:53.805
4	1:19.784	+1.533	16:41:13.589
5	1:19.793	+1.542	16:42:33.382
6	1:22.588	+4.337	16:43:55.970
<b>(45) KAWAN ROMBALDI</b>			
1	1:20.288	+1.195	16:37:00.031
2	<b>1:19.093</b>		16:38:19.124
3	1:41.753	+22.660	16:40:00.877
4	1:31.318	+12.225	16:41:32.195
5	1:27.269	+8.176	16:42:59.464
<b>(19) VALDIMAR SILVA</b>			
1	2:43.458	+1:28.888	16:38:20.497
2	1:16.869	+2.299	16:39:37.366
3	1:17.714	+3.144	16:40:55.080
4	1:15.881	+1.311	16:42:10.961
5	<b>1:14.570</b>		16:43:25.531
<b>(97) FERNANDO STROSCHER</b>			
1	<b>1:15.878</b>		16:36:51.703
2	1:16.633	+0.755	16:38:08.336
3	1:17.209	+1.331	16:39:25.545
<b>(184) CRYSTIAN ROMBALDI</b>			
1	1:32.652	+0.682	16:37:24.738
2	<b>1:31.970</b>		16:38:56.708

Cronometragem: MARCOS A. MANCINI - Diretor de Prova: FÁBIO FURLANETTO

Orbits





# MX LIMMT - 1a Etapa

## Classificado por voltas

NACIONAL NOVATOS

Cláudia/MT 1,000 Km

Corrida

30/04/2023 16:30

Corrida iniciado em 16:34:40

Pos	No.	Nome	Classe	Voltas	Diff	M. Tempo	Moto	Cidade	Patrocinador
1	2	IGHOR TESSARO	NAC NOV	6		1:11.957	HONDA	ALTA FLORESTA	CASA DAS TURBINAS
2	195	WESLEY GOLIJEWSKI	NAC NOV	6	3.081	1:12.175	HONDA	ANALÂNDIA DO NORT	TORNEARIA SANTOS-DEGA-NETOCAR LAVA JATO
3	29	JOÃO GABRIEL	NAC NOV	6	8.246	1:12.155	HONDA	SORRISO	CHICÃO MX SCHOOL-FAMÍLIA SANTOS-EQUIPE S
4	737	FELIPE ZANQUI	NAC NOV	6	8.828	1:14.185	HONDA	CLÁUDIA	ELITE SEGURANÇA
5	3	ANDERSON CERVIERI	NAC NOV	6	9.179	1:11.805	HONDA	CLÁUDIA	CASA DA REFRIGERAÇÃO-IVAN PINTURAS
6	84	LUCAS ALVES	NAC NOV	6	9.822	1:14.232	HONDA	UNIÃO DO SUL	FAZENDA ALVES
7	116	CARLOS HENRIQUE	NAC NOV	6	26.719	1:14.278	HONDA	APIACÁS	FAZENDA LIMA-LOTUS TERERÉ
8	78	GABRIEL CALDEIRA	NAC NOV	6	27.481	1:13.594	HONDA	MORAES DE ALMEIDA	XINGÚ COMPRA DE OURO-POSTO VIP
9	122	TIAGO SIGNOR	NAC NOV	6	39.940	1:13.574	HONDA	APIACAS	FAZENDA ROLIN
10	12	VITOR DALMAGRO	NAC NOV	6	55.634	1:15.967	HONDA	SORRISO	
11	7	HERNANDES GOMES	NAC NOV	6	1:02.721	1:18.251	HONDA	SINOP	ROTA 66 VEIC-QUALITEL-FLASH MOBILIDADE-MA
12	45	KAWAN ROMBALDI	NAC NOV	5	1 Volta	1:19.093	HONDA	VERA	ROMBALDI CONTABILIDADE
13	19	VALDIMAR SILVA	NAC NOV	5	1 Volta	1:14.570	HONDA	CLÁUDIA	MD TRANSPORTES
14	97	FERNANDO STROSCHER	NAC NOV	3	3 Voltas	1:15.878	HONDA	FELIZ NATAL	PIT STOP MOTOS
15	184	CRYSTIAN ROMBALDI	NAC NOV	2	4 Voltas	1:31.970	HONDA	TERRA NOVA DO NOR	MECÂNICA SÃO LOURENÇO-LAVA JATO AMIGÃO

Margem da Vitoria

velocidade Media

Tempo Melhor volta

Melhor Veloc.

Melhor Volta por..

3.081

43,810


1:11.805

50,136

3 - ANDERSON CERVIERI

Cronometragem: MARCOS A. MANCINI - Diretor de Prova: FÁBIO FURLANETTO

Orbits





PREFEITURA MUNICIPAL  
**CLÁUDIA**  
uma cidade para todos



## MX LIMMT - 1a Etapa

NACIONAL NOVATOS

Cláudia/MT 1,000 Km

Warm-up

30/04/2023 11:00

Qualificação iniciado em 11:37:01


Lap	Lap Tm	Diff	Time of Day
<b>(2) IGHOR TESSARO</b>			
1	2:10.055	+1:00.248	11:39:35.180
2	1:10.571	+0.764	11:40:45.751
3	<b>1:09.807</b>		11:41:55.558
4	1:26.622	+16.815	11:43:22.180
<b>(116) CARLOS HENRIQUE</b>			
1	2:02.906	+53.002	11:39:27.737
2	1:10.420	+0.516	11:40:38.157
3	1:11.323	+1.419	11:41:49.480
4	1:10.308	+0.404	11:42:59.788
5	<b>1:09.904</b>		11:44:09.692
<b>(11) GABRIEL CALDEIRA</b>			
1	2:13.365	+1:03.192	11:39:34.147
2	1:54.577	+44.404	11:41:28.724
3	<b>1:10.173</b>		11:42:38.897
4	1:10.391	+0.218	11:43:49.288
<b>(29) JOÃO GABRIEL</b>			
1	2:08.616	+58.407	11:39:27.295
2	1:12.021	+1.812	11:40:39.316
3	1:11.257	+1.048	11:41:50.573
4	1:10.731	+0.522	11:43:01.304
5	<b>1:10.209</b>		11:44:11.513
<b>(3) ANDERSON CERVIERI</b>			
1	1:56.720	+45.445	11:39:17.683
2	1:11.731	+0.456	11:40:29.414
3	1:11.405	+0.130	11:41:40.819
4	<b>1:11.275</b>		11:42:52.094
5	1:13.180	+1.905	11:44:05.274
<b>(737) FELIPE ZANQUI</b>			
1	1:55.044	+43.610	11:39:25.717
2	1:11.890	+0.456	11:40:37.607
3	<b>1:11.434</b>		11:41:49.041
4	2:10.540	+59.106	11:43:59.581
<b>(21) AGNER CERVIERI</b>			
1	2:26.970	+1:14.932	11:39:50.596
2	1:17.085	+5.047	11:41:07.681
3	<b>1:12.038</b>		11:42:19.719
4	1:15.183	+3.145	11:43:34.902
<b>(123) TIAGO SIGNOR</b>			
1	2:12.979	+1:00.917	11:39:41.693
2	1:15.494	+3.432	11:40:57.187
3	<b>1:12.062</b>		11:42:09.249
4	1:16.533	+4.471	11:43:25.782
<b>(19) VALDIMAR SILVA</b>			
1	2:13.030	+59.421	11:39:40.881
2	1:18.780	+5.171	11:40:59.661
3	1:15.432	+1.823	11:42:15.093
4	<b>1:13.609</b>		11:43:28.702
<b>(12) VITOR DALMAGRO</b>			
1	2:30.743	+1:16.035	11:39:50.295
2	1:16.604	+1.896	11:41:06.899
3	1:14.734	+0.026	11:42:21.633
4	<b>1:14.708</b>		11:43:36.341
<b>(94) LUCAS ALVES</b>			
1	2:18.398	+1:03.655	11:39:47.985

Lap	Lap Tm	Diff	Time of Day
2	<b>1:14.743</b>		11:41:02.728
3	1:14.772	+0.029	11:42:17.500
4	1:15.547	+0.804	11:43:33.047
<b>(45) KAWAN ROMBALDI</b>			
1	2:22.184	+1:06.205	11:39:43.873
2	1:16.662	+0.683	11:41:00.535
3	<b>1:15.979</b>		11:42:16.514
4	1:18.244	+2.265	11:43:34.758
<b>(253) ADEMIR MARQUITI</b>			
1	2:20.566	+1:03.845	11:39:39.933
2	<b>1:16.721</b>		11:40:56.654
3	1:17.209	+0.488	11:42:13.863
4	1:18.110	+1.389	11:43:31.973
<b>(97) FERNANDO STROSCHER</b>			
1	2:20.003	+1:02.819	11:39:42.609
2	1:19.226	+2.042	11:41:01.835
3	1:17.354	+0.170	11:42:19.189
4	<b>1:17.184</b>		11:43:36.373
<b>(7) HERNANDES GOMES</b>			
1	2:20.527	+1:03.195	11:39:46.829
2	1:19.396	+2.064	11:41:06.225
3	1:54.715	+37.383	11:43:00.940
4	<b>1:17.332</b>		11:44:18.272
<b>(184) CRYSTIAN ROMBALDI</b>			
1	2:44.407	+1:12.318	11:40:09.849
2	<b>1:32.089</b>		11:41:41.938
3	1:37.771	+5.682	11:43:19.709

Lap Lap Tm Diff Time of Day

Cronometragem: MARCOS A. MANCINI - Diretor de Prova: FÁBIO FURLANETTO

Orbits





PREFEITURA MUNICIPAL  
**CLÁUDIA**  
uma cidade para todos



MX LIMMT - 1a Etapa

Classificado pela melhor volta

NACIONAL NOVATOS

Cláudia/MT 1,000 Km

Warm-up

30/04/2023 11:00

Qualificação iniciado em 11:37:01

Pos	No.	Nome	Classe	M. Tempo	Diff	Moto	Cidade	Patrocinador
1	2	IGHOR TESSARO	NAC NOV	1:09.807		HONDA	ALTA FLORESTA	CASA DAS TURBINAS
2	116	CARLOS HENRIQUE	NAC NOV	1:09.904	0.097	HONDA	APIACÁS	FAZENDA LIMA-LOTUS TERERÉ
3	11	GABRIEL CALDEIRA	NAC NOV	1:10.173	0.366	HONDA	MORAES DE ALMEIDA	XINGÚ COMPRA DE OURO-POSTO VIP
4	29	JOÃO GABRIEL	NAC NOV	1:10.209	0.402	HONDA	SORRISO	CHICÃO MX SCHOOL-FAMÍLIA SANTOS-EQUIPE SOF
5	3	ANDERSON CERVIERI	NAC NOV	1:11.275	1.468	HONDA	CLÁUDIA	CASA DA REFRIGERAÇÃO-IVAN PINTURAS
6	737	FELIPE ZANQUI	NAC NOV	1:11.434	1.627	HONDA	CLÁUDIA	ELITE SEGURANÇA
7	21	AGNER CERVIERI	NAC NOV	1:12.038	2.231	HONDA	CLÁUDIA	
8	123	TIAGO SIGNOR	NAC NOV	1:12.062	2.255	HONDA	APIACAS	FAZENDA ROLIN
9	19	VALDIMAR SILVA	NAC NOV	1:13.609	3.802	HONDA	CLÁUDIA	MD TRANSPORTES
10	12	VITOR DALMAGRO	NAC NOV	1:14.708	4.901	HONDA	SORRISO	
11	94	LUCAS ALVES	NAC NOV	1:14.743	4.936	HONDA	UNIÃO DO SUL	FAZENDA ALVES
12	45	KAWAN ROMBALDI	NAC NOV	1:15.979	6.172	HONDA	VERA	ROMBALDI CONTABILIDADE
13	253	ADEMIR MARQUITI	NAC NOV	1:16.721	6.914	HONDA	UNIÃO DO SUL	
14	97	FERNANDO STROSCHIN	NAC NOV	1:17.184	7.377	HONDA	FELIZ NATAL	PIT STOP MOTOS
15	7	HERNANDES GOMES	NAC NOV	1:17.332	7.525	HONDA	SINOP	ROTA 66 VEIC-QUALITEL-FLASH MOBILIDADE-MARC
16	184	CRYSTIAN ROMBALDI	NAC NOV	1:32.089	22.282	HONDA	TERRA NOVA DO NORTE	MECÂNICA SÃO LOURENÇO-LAVA JATO AMIGÃO

Cronometragem: MARCOS A. MANCINI - Diretor de Prova: FÁBIO FURLANETTO

Orbits

