

09 e 10
SETEMBRO
2023PREFEITURA DE
MACHADINHO
D'OESTE
Um Novo Tempo!

MX RONDÔNIA - 3a Etapa

Classificado por voltas

IMPORTADA INICIANTES

Machadinho D'Oeste/RO 0,900 Km

Corrida

10/09/2023 14:30

Corrida iniciado em 14:00:39

Pos	No.	Nome	Classe	Voltas	Diff	Moto	Cidade	Patrocinador
1	177	ARTHUR ALEXANDRE	IMP INIC	15		KAWASAKI	ARIQUEMES	GARRA MX-ACADEMIA CRIS FITNESS-PEZÃO
2	28	MICKAEL FOGAÇA	IMP INIC	15	14.137	YAMAHA	VISTA ALEGRE DO AB	FEDERAL BURGUER-GRUPO SM-AUTO CENTER LÍDER-CAMARGO VEÍCULOS
3	92	RODRIGO CAGNAN	IMP INIC	15	16.064	HONDA	VISTA ALEGRE DO AB	COMANDO MOTOS
4	3	RODRIGO BRUMATTI	IMP INIC	15	19.880	KAWASAKI	ESPIGÃO DO OESTE	BRUMATTI MOTOS-CALHAS COMETA
5	815	GABRIEL RUBIM	IMP INIC	15	54.522	KAWASAKI	MACHADINHO D'OEST	TOP 1 AUTO CENTER-JC ARCONDICIONADO-MODELO TERRAPLANAGEM
6	17	NICOLAS RIVERA	IMP INIC	15	1:05.810	KTM	P. MALDONADO/PERU	80 MOTO PEÇAS-RECOL MOTOS-YAMAHA-LÍDER AUTO CENTER
7	69	MICHEL DELLA LIBERA	IMP INIC	15	1:10.804	HONDA	PRIMAVERA DE ROND	BRUMATI MOTOS
8	321	EVANDRO ZANELLA	IMP INIC	14	1 Volta	HONDA	SOROCABA/SP	BOMBERAÇO EXTINTORES-KEITH MX FOTOS
9	292	JOCIMAR TAVARES	IMP INIC	14	1 Volta	KAWASAKI	SANTA LÚZIA D'OEST	STORCK HORAS MÁQUINA
10	80	ALYSON ZANELLA	IMP INIC	14	1 Volta	HONDA	MANAUS/AM	EXTINTORES ZANELLA
11	200	JOSÉ ZANELLA	IMP INIC	14	1 Volta	HONDA	BOA VISTA/RR	EXTINTORES ZANELLA
12	38	SIDNEI VIEIRA	IMP INIC	14	1 Volta	KAWASAKI	ARIQUEMES	VOLMAQ PEÇAS E SERVIÇOS
13	29	THIAGO BOADEIRO	IMP INIC	14	1 Volta	YAMAHA	ARIQUEMES	BOI NÃO PARA AGRONEGÓCIOS
14	70	RAILANDER MACEDO	IMP INIC	14	1 Volta	SUZUKI	CUJUBIM	AUTO POSTO REAL-DUAS RODAS MOTOS E BIKE
15	31	JOÃO HELI	IMP INIC	14	1 Volta	KAWASAKI	ALTO PARAÍSO	FAZENDA OURO VERDE 1
16	2	LEOMAR ALVES	IMP INIC	14	1 Volta	HONDA	THEOBROMA	PICA PAU MOTOS
17	50	LUIZ GABRIEL	IMP INIC	13	2 Voltas	YAMAHA	MANAUS/AM	PICAPE TEAM RACING MX
18	93	MARCELO MEZZOMO	IMP INIC	13	2 Voltas	YAMAHA	JI-PARANÁ	HOSPITAL SAMAR
19	9	RONI GUTIERREZ	IMP INIC	13	2 Voltas	HONDA	PERU	
20	10	ANDERSON ZANELLA	IMP INIC	13	2 Voltas	KTM	MANAUS/AM	EXTINTORES ZANELLA
21	217	JONAS NETO	IMP INIC	12	3 Voltas	HONDA	ARIQUEMES	CENTRAL TRANSPORTE DE ENCOMENDA
22	110	HERMESSON ARAÚJO	IMP INIC	11	4 Voltas	YAMAHA	ARIQUEMES	MUSTELO STORE-HS DIESEL-BOI NÃO PARA-ZZAVAGLIA AERO-SPLESH
23	12	ALLAN DOUGLAS	IMP INIC	11	4 Voltas	KAWASAKI	JARU	ESQUADRÃO DO BARRO MOTO CLUBE
24	113	SÉRGIO AUGUSTO	IMP INIC	11	4 Voltas	HONDA	ARIQUEMES	HS DIESEL MECÂNICA-MUSTELO STORY-BOI NÃO PARA AGRONEGÓCIOS
25	364	JEFFERSON LAUTHAR	IMP INIC	9	6 Voltas	YAMAHA	PORTO VELHO	CONTRA FOGO EXTINTORES
26	18	BRUNO FEIER	IMP INIC	8	7 Voltas	HONDA	ARIQUEMES	BOI NÃO PARA-SM FEIER MADEIRAS
27	71	RUAN	IMP INIC	8	7 Voltas	KAWASAKI	ARIQUEMES	PLOTART ENVELOPAMENTO-HS DIESEL-BOI NÃO PARA-NK RACING
28	18	EMERSON ZANELLA	IMP INIC	5	10 Voltas	HONDA	JANDIRA/SP	BOMBERAÇO EXTINTORES
29	412	DIEGO RAMIRES	IMP INIC	3	12 Voltas	YAMAHA	ARIQUEMES	BOI NÃO PARA-SPLASH-PIMENTEL-HS DIESEL

Margem da Vitoria

velocidade Media

Tempo Melhor volta

Melhor Veloc.

Melhor Volta por..

14.137

45,076


1:05.243

49,660

110 - HERMESSON ARAÚJO

Cronometragem: MARCOS A. MANCINI - Diretor de Prova: EVERTON TCHURMA

Orbits



MX RONDÔNIA - 3a Etapa

IMPORTADA INICIANTES

Machadinho D'Oeste/RO 0,900 Km

Corrida

10/09/2023 14:30

Corrida iniciado em 14:00:39

Lap	Lap Tm	Diff	Time of Day
(177) ARTHUR ALEXANDRE			
1	1:08.991	+1.243	14:02:28.554
2	1:08.751	+1.003	14:03:37.305
3	1:08.243	+0.495	14:04:45.548
4	1:07.913	+0.165	14:05:53.461
5	1:07.748		14:07:01.209
6	1:09.172	+1.424	14:08:10.381
7	1:08.966	+1.218	14:09:19.347
8	1:11.198	+3.450	14:10:30.545
9	1:08.120	+0.372	14:11:38.665
10	1:11.032	+3.284	14:12:49.697
11	1:09.205	+1.457	14:13:58.902
12	1:08.320	+0.572	14:15:07.222
13	1:09.138	+1.390	14:16:16.360
14	1:10.507	+2.759	14:17:26.867
15	1:10.961	+3.213	14:18:37.828

Lap	Lap Tm	Diff	Time of Day
(28) MICKAEL FOGAÇA			
1	1:09.578	+0.941	14:02:24.911
2	1:11.410	+2.773	14:03:36.321
3	1:09.110	+0.473	14:04:45.431
4	1:11.586	+2.949	14:05:57.017
5	1:10.772	+2.135	14:07:07.789
6	1:08.637		14:08:16.426
7	1:08.741	+0.104	14:09:25.167
8	1:08.886	+0.249	14:10:34.053
9	1:09.478	+0.841	14:11:43.531
10	1:12.037	+3.400	14:12:55.568
11	1:10.361	+1.724	14:14:05.929
12	1:10.431	+1.794	14:15:16.360
13	1:11.230	+2.593	14:16:27.590
14	1:12.187	+3.550	14:17:39.777
15	1:12.188	+3.551	14:18:51.965

Lap	Lap Tm	Diff	Time of Day
(92) RODRIGO CAGNAN			
1	1:09.375	+2.327	14:02:25.401
2	1:09.072	+2.024	14:03:34.473
3	1:07.428	+0.380	14:04:41.901
4	1:08.229	+1.181	14:05:50.130
5	1:10.588	+3.540	14:07:00.718
6	1:08.545	+1.497	14:08:09.263
7	1:08.483	+1.435	14:09:17.746
8	1:09.831	+2.783	14:10:27.577
9	1:09.514	+2.466	14:11:37.091
10	1:14.763	+7.715	14:12:51.854
11	1:09.299	+2.251	14:14:01.153
12	1:07.048		14:15:08.201
13	1:07.343	+0.295	14:16:15.544
14	1:25.339	+18.291	14:17:40.883
15	1:13.009	+5.961	14:18:53.892

Lap	Lap Tm	Diff	Time of Day
(3) RODRIGO BRUMATTI			
1	1:09.707	+1.150	14:02:26.667
2	1:09.035	+0.478	14:03:35.702
3	1:08.557		14:04:44.259
4	1:11.115	+2.558	14:05:55.374
5	1:10.236	+1.679	14:07:05.610
6	1:11.949	+3.392	14:08:17.559
7	1:10.160	+1.603	14:09:27.719
8	1:11.578	+3.021	14:10:39.297
9	1:11.357	+2.800	14:11:50.654
10	1:11.129	+2.572	14:13:01.783
11	1:10.562	+2.005	14:14:12.345
12	1:11.608	+3.051	14:15:23.953
13	1:10.694	+2.137	14:16:34.647

Lap	Lap Tm	Diff	Time of Day
14	1:11.324	+2.767	14:17:45.971
15	1:11.737	+3.180	14:18:57.708
(815) GABRIEL RUBIM			
1	1:12.222	+3.146	14:02:32.067
2	1:10.054	+0.978	14:03:42.121
3	1:09.076		14:04:51.197
4	1:09.315	+0.239	14:06:00.512
5	1:12.028	+2.952	14:07:12.540
6	1:09.918	+0.842	14:08:22.458
7	1:41.075	+31.999	14:10:03.533
8	1:10.138	+1.062	14:11:13.671
9	1:10.404	+1.328	14:12:24.075
10	1:10.160	+1.084	14:13:34.235
11	1:10.246	+1.170	14:14:44.481
12	1:11.151	+2.075	14:15:55.632
13	1:13.758	+4.682	14:17:09.390
14	1:11.852	+2.776	14:18:21.242
15	1:11.108	+2.032	14:19:32.350

Lap	Lap Tm	Diff	Time of Day
(17) NICOLAS RIVERA			
1	1:12.133	+3.304	14:02:41.449
2	1:10.106	+1.277	14:03:51.555
3	1:22.678	+13.849	14:05:14.233
4	1:29.731	+20.902	14:06:43.964
5	1:10.702	+1.873	14:07:54.666
6	1:11.545	+2.716	14:09:06.211
7	1:12.479	+3.650	14:10:18.690
8	1:10.009	+1.180	14:11:28.699
9	1:10.028	+1.199	14:12:38.727
10	1:09.156	+0.327	14:13:47.883
11	1:10.599	+1.770	14:14:58.482
12	1:08.829		14:16:07.311
13	1:10.344	+1.515	14:17:17.655
14	1:11.835	+3.006	14:18:29.490
15	1:14.148	+5.319	14:19:43.638

Lap	Lap Tm	Diff	Time of Day
(69) MICHEL DELLA LIBERA			
1	1:12.768	+2.149	14:02:33.373
2	1:10.842	+0.223	14:03:44.215
3	1:10.619		14:04:54.834
4	1:12.462	+1.843	14:06:07.296
5	1:15.262	+4.643	14:07:22.558
6	1:14.665	+4.046	14:08:37.223
7	1:15.768	+5.149	14:09:52.991
8	1:14.326	+3.707	14:11:07.317
9	1:14.217	+3.598	14:12:21.534
10	1:12.673	+2.054	14:13:34.207
11	1:12.724	+2.105	14:14:46.931
12	1:15.105	+4.486	14:16:02.036
13	1:15.030	+4.411	14:17:17.066
14	1:15.700	+5.081	14:18:32.766
15	1:15.866	+5.247	14:19:48.632

Lap	Lap Tm	Diff	Time of Day
(321) EVANDRO ZANELLA			
1	1:18.643	+7.961	14:02:47.525
2	1:11.751	+1.069	14:03:59.276
3	1:12.128	+1.446	14:05:11.404
4	1:10.682		14:06:22.086
5	1:13.673	+2.991	14:07:35.759
6	1:12.947	+2.265	14:08:48.706
7	1:12.814	+2.132	14:10:01.520
8	1:14.516	+3.834	14:11:16.036
9	1:13.218	+2.536	14:12:29.254
10	1:14.098	+3.416	14:13:43.352
11	1:14.571	+3.889	14:14:57.923

Lap	Lap Tm	Diff	Time of Day
12	1:15.361	+4.679	14:16:13.284
13	1:12.904	+2.222	14:17:26.188
14	1:15.535	+4.853	14:18:41.723
(292) JOCIMAR TAVARES			
1	1:15.224	+3.060	14:02:40.301
2	1:13.527	+1.363	14:03:53.828
3	1:14.665	+2.501	14:05:08.493
4	1:14.143	+1.979	14:06:22.636
5	1:15.755	+3.591	14:07:38.391
6	1:14.000	+1.836	14:08:52.391
7	1:12.453	+0.289	14:10:04.844
8	1:15.065	+2.901	14:11:19.909
9	1:12.312	+0.148	14:12:32.221
10	1:12.164		14:13:44.385
11	1:15.815	+3.651	14:15:00.200
12	1:14.786	+2.622	14:16:14.986
13	1:14.224	+2.060	14:17:29.210
14	1:12.605	+0.441	14:18:41.815

Lap	Lap Tm	Diff	Time of Day
(80) ALYSON ZANELLA			
1	1:10.989	+2.186	14:02:37.699
2	1:12.243	+3.440	14:03:49.942
3	1:08.803		14:04:58.745
4	1:44.520	+35.717	14:06:43.265
5	1:11.123	+2.320	14:07:54.388
6	1:13.335	+4.532	14:09:07.723
7	1:12.372	+3.569	14:10:20.095
8	1:10.557	+1.754	14:11:30.652
9	1:22.600	+13.797	14:12:53.252
10	1:15.554	+6.751	14:14:08.806
11	1:13.529	+4.726	14:15:22.335
12	1:14.376	+5.573	14:16:36.711
13	1:14.555	+5.752	14:17:51.266
14	1:13.850	+5.047	14:19:05.116

Lap	Lap Tm	Diff	Time of Day
(200) JOSÉ ZANELLA			
1	1:24.077	+9.617	14:02:42.458
2	1:17.619	+3.159	14:04:00.077
3	1:15.089	+0.629	14:05:15.166
4	1:17.983	+3.523	14:06:33.149
5	1:15.269	+0.809	14:07:48.418
6	1:16.768	+2.308	14:09:05.186
7	1:15.721	+1.261	14:10:20.907
8	1:14.460		14:11:35.367
9	1:15.722	+1.262	14:12:51.089
10	1:16.839	+2.379	14:14:07.928
11	1:14.460		14:15:22.388
12	1:17.448	+2.988	14:16:39.836
13	1:17.066	+2.606	14:17:56.902
14	1:15.909	+1.449	14:19:12.811

Lap	Lap Tm	Diff	Time of Day
(38) SIDNEI VIEIRA			
1	1:17.286	+5.619	14:02:50.471
2	1:14.349	+2.682	14:04:04.820
3	1:12.690	+1.023	14:05:17.510
4	1:15.099	+3.432	14:06:32.609
5	1:14.893	+3.226	14:07:47.502
6	1:12.805	+1.138	14:09:00.307
7	1:29.809	+18.142	14:10:30.116
8	1:16.949	+5.282	14:11:47.065
9	1:14.066	+2.399	14:13:01.131
10	1:14.665	+2.998	14:14:15.796
11	1:17.814	+6.147	14:15:33.610
12	1:14.191	+2.524	14:16:47.801
13	1:14.193	+2.526	14:18:01.994

MX RONDÔNIA - 3a Etapa

IMPORTADA INICIANTES

Machadinho D'Oeste/RO 0,900 Km

Corrida

10/09/2023 14:30

Corrida iniciado em 14:00:39

Lap	Lap Tm	Diff	Time of Day
14	1:11.667		14:19:13.661

(29) THIAGO BOADEIRO

1	1:15.903	+4.665	14:03:06.800
2	1:14.636	+3.398	14:04:21.436
3	1:13.133	+1.895	14:05:34.569
4	1:12.680	+1.442	14:06:47.249
5	1:11.238		14:07:58.487
6	1:13.733	+2.495	14:09:12.220
7	1:38.360	+27.122	14:10:50.580
8	1:12.808	+1.570	14:12:03.388
9	1:13.693	+2.455	14:13:17.081
10	1:12.133	+0.895	14:14:29.214
11	1:12.710	+1.472	14:15:41.924
12	1:14.614	+3.376	14:16:56.538
13	1:13.661	+2.423	14:18:10.199
14	1:12.945	+1.707	14:19:23.144

(70) RAILANDER MACEDO

1	1:15.129	+0.661	14:02:45.328
2	1:15.936	+1.468	14:04:01.264
3	1:15.901	+1.433	14:05:17.165
4	1:14.468		14:06:31.633
5	1:16.458	+1.990	14:07:48.091
6	1:15.967	+1.499	14:09:04.058
7	1:19.537	+5.069	14:10:23.595
8	1:16.633	+2.165	14:11:40.228
9	1:18.845	+4.377	14:12:59.073
10	1:18.527	+4.059	14:14:17.600
11	1:18.128	+3.660	14:15:35.728
12	1:16.362	+1.894	14:16:52.090
13	1:15.741	+1.273	14:18:07.831
14	1:15.494	+1.026	14:19:23.325

(31) JOÃO HELI

1	1:15.095	+2.959	14:02:40.868
2	1:13.491	+1.355	14:03:54.359
3	1:12.136		14:05:06.495
4	1:14.646	+2.510	14:06:21.141
5	1:16.129	+3.993	14:07:37.270
6	1:28.564	+16.428	14:09:05.834
7	1:21.209	+9.073	14:10:27.043
8	1:23.889	+11.753	14:11:50.932
9	1:19.931	+7.795	14:13:10.863
10	1:14.267	+2.131	14:14:25.130
11	1:13.876	+1.740	14:15:39.006
12	1:13.883	+1.747	14:16:52.889
13	1:16.764	+4.628	14:18:09.653
14	1:16.344	+4.208	14:19:25.997

(2) LEOMAR ALVES

1	1:14.878	+3.856	14:02:42.983
2	1:13.584	+2.562	14:03:56.567
3	1:12.875	+1.853	14:05:09.442
4	1:13.763	+2.741	14:06:23.205
5	1:11.206	+0.184	14:07:34.411
6	1:12.058	+1.036	14:08:46.469
7	1:12.431	+1.409	14:09:58.900
8	1:11.022		14:11:09.922
9	1:14.178	+3.156	14:12:24.100
10	1:47.724	+36.702	14:14:11.824
11	1:21.050	+10.028	14:15:32.874
12	1:18.309	+7.287	14:16:51.183
13	1:17.994	+6.972	14:18:09.177
14	1:20.267	+9.245	14:19:29.444

Lap	Lap Tm	Diff	Time of Day
-----	--------	------	-------------

(50) LUIZ GABRIEL

1	1:49.692	+35.417	14:03:22.075
2	1:16.291	+2.016	14:04:38.366
3	1:14.779	+0.504	14:05:53.145
4	1:21.071	+6.796	14:07:14.216
5	1:16.816	+2.541	14:08:31.032
6	1:16.649	+2.374	14:09:47.681
7	1:14.275		14:11:01.956
8	1:14.963	+0.688	14:12:16.919
9	1:15.120	+0.845	14:13:32.039
10	1:15.402	+1.127	14:14:47.441
11	1:17.239	+2.964	14:16:04.680
12	1:15.903	+1.628	14:17:20.583
13	1:17.270	+2.995	14:18:37.853

(93) MARCELO MEZZOMO

1	1:25.965	+3.992	14:02:55.990
2	1:27.197	+5.224	14:04:23.187
3	1:23.121	+1.148	14:05:46.308
4	1:25.814	+3.641	14:07:11.922
5	1:22.384	+0.411	14:08:34.306
6	1:24.314	+2.341	14:09:58.620
7	1:21.973		14:11:20.593
8	1:23.639	+1.666	14:12:44.232
9	1:24.375	+2.402	14:14:08.607
10	1:26.755	+4.782	14:15:35.362
11	1:26.033	+4.060	14:17:01.395
12	1:29.280	+7.307	14:18:30.675
13	1:23.622	+1.649	14:19:54.297

(9) RONI GUTIERREZ

1	1:25.254	+4.015	14:02:57.171
2	1:23.294	+2.055	14:04:20.465
3	1:21.239		14:05:41.704
4	1:23.329	+2.090	14:07:05.033
5	1:25.346	+4.107	14:08:30.379
6	1:24.365	+3.126	14:09:54.744
7	1:22.630	+1.391	14:11:17.374
8	1:23.018	+1.779	14:12:40.392
9	1:23.896	+2.657	14:14:04.288
10	1:27.530	+6.291	14:15:31.818
11	1:25.597	+4.358	14:16:57.415
12	1:34.353	+13.114	14:18:31.768
13	1:24.873	+3.634	14:19:56.641

(10) ANDERSON ZANELLA

1	1:53.280	+37.213	14:03:24.538
2	1:16.067		14:04:40.605
3	1:19.562	+3.495	14:06:00.167
4	1:20.546	+4.479	14:07:20.713
5	1:21.032	+4.965	14:08:41.745
6	1:24.084	+8.017	14:10:05.829
7	1:25.434	+9.367	14:11:31.263
8	1:28.402	+12.335	14:12:59.665
9	1:24.653	+8.586	14:14:24.318
10	1:24.878	+8.811	14:15:49.196
11	1:22.962	+6.895	14:17:12.158
12	1:22.576	+6.509	14:18:34.734
13	1:22.461	+6.394	14:19:57.195

(217) JONAS NETO

1	1:23.071		14:02:50.095
2	1:24.043	+0.972	14:04:14.138
3	1:23.720	+0.649	14:05:37.858
4	1:23.875	+0.804	14:07:01.733
5	1:29.927	+6.856	14:08:31.660

Lap	Lap Tm	Diff	Time of Day
-----	--------	------	-------------

6	1:30.368	+7.297	14:10:02.028
7	1:25.847	+2.776	14:11:27.875
8	1:27.398	+4.327	14:12:55.273
9	1:27.033	+3.962	14:14:22.306
10	1:34.818	+11.747	14:15:57.124
11	1:30.371	+7.300	14:17:27.495
12	1:31.899	+8.828	14:18:59.394

(110) HERMESSON ARAÚJO

1	1:10.932	+5.689	14:02:33.923
2	1:05.243		14:03:39.166
3	1:07.573	+2.330	14:04:46.739
4	1:09.321	+4.078	14:05:56.060
5	1:10.363	+5.120	14:07:06.423
6	1:11.555	+6.312	14:08:17.978
7	1:12.159	+6.916	14:09:30.137
8	1:09.846	+4.603	14:10:39.983
9	1:08.314	+3.071	14:11:48.297
10	1:08.781	+3.538	14:12:57.078
11	1:09.582	+4.339	14:14:06.660

(12) ALLAN DOUGLAS

1	1:18.445	+3.032	14:02:38.801
2	1:41.142	+25.729	14:04:19.943
3	1:18.381	+2.968	14:05:38.324
4	1:15.413		14:06:53.737
5	1:18.368	+2.955	14:08:12.105
6	1:20.251	+4.838	14:09:32.356
7	1:19.964	+4.551	14:10:52.320
8	1:18.411	+2.998	14:12:10.731
9	3:50.777	+2:35.364	14:16:01.508
10	1:21.543	+6.130	14:17:23.051
11	1:21.954	+6.541	14:18:45.005

(113) SÉRGIO AUGUSTO

1	1:32.212	+1.390	14:03:05.388
2	1:30.822		14:04:36.210
3	1:36.070	+5.248	14:06:12.280
4	1:41.134	+10.312	14:07:53.414
5	1:38.742	+7.920	14:09:32.156
6	1:42.560	+11.738	14:11:14.716
7	1:42.304	+11.482	14:12:57.020
8	1:41.551	+10.729	14:14:38.571
9	1:42.852	+12.030	14:16:21.423
10	1:43.927	+13.105	14:18:05.350
11	1:37.617	+6.795	14:19:42.967

(364) JEFFERSON LAUTHARTH

1	1:19.243	+9.355	14:02:36.941
2	1:09.888		14:03:46.829
3	1:10.011	+0.123	14:04:56.840
4	1:11.351	+1.463	14:06:08.191
5	1:11.077	+1.189	14:07:19.268
6	1:11.263	+1.375	14:08:30.531
7	1:11.375	+1.487	14:09:41.906
8	1:11.437	+1.549	14:10:53.343
9	1:11.338	+1.450	14:12:04.681

(18) BRUNO FEIER

1	1:14.269		14:02:36.882
2	1:15.881	+1.612	14:03:52.763
3	1:15.968	+1.699	14:05:08.731
4	1:19.625	+5.356	14:06:28.356
5	1:17.006	+2.737	14:07:45.362
6	1:19.080	+4.811	14:09:04.442
7	1:15.402	+1.133	14:10:19.844

MX RONDÔNIA - 3a Etapa

IMPORTADA INICIANTES

Machadinho D'Oeste/RO 0,900 Km

Corrida

10/09/2023 14:30

Corrida iniciado em 14:00:39

Lap	Lap Tm	Diff	Time of Day
8	1:16.977	+2.708	14:11:36.821

(71) RUAN

Lap	Lap Tm	Diff	Time of Day
1	1:16.178	+2.214	14:03:20.103
2	1:16.436	+2.472	14:04:36.539
3	1:13.964		14:05:50.503
4	1:20.818	+6.854	14:07:11.321
5	1:15.776	+1.812	14:08:27.097
6	1:17.789	+3.825	14:09:44.886
7	1:19.158	+5.194	14:11:04.044
8	1:24.964	+11.000	14:12:29.008

(18) EMERSON ZANELLA

Lap	Lap Tm	Diff	Time of Day
1	1:24.785	+2.573	14:03:00.991
2	1:24.096	+1.884	14:04:25.087
3	1:22.212		14:05:47.299
4	1:26.292	+4.080	14:07:13.591
5	2:12.614	+50.402	14:09:26.205

(412) DIEGO RAMIRES

Lap	Lap Tm	Diff	Time of Day
1	1:17.676		14:02:41.135
2	1:18.340	+0.664	14:03:59.475
3	1:21.802	+4.126	14:05:21.277

Lap	Lap Tm	Diff	Time of Day
-----	--------	------	-------------

Lap	Lap Tm	Diff	Time of Day
-----	--------	------	-------------

MX RONDÔNIA - 3a Etapa

IMPORTADA INICIANTES

Machadinho D'Oeste/RO 0,900 Km

Treino Cronometrado

09/09/2023 16:15

Qualificação iniciado em 16:27:13

Lap	Lap Tm	Diff	Time of Day
(28) MICKAEL FOGAÇA			
1	1:16.797		16:29:45.157
2	1:21.227	+4.430	16:31:06.384
3	7:25.375	+6:08.578	16:38:31.759
4	1:17.347	+0.550	16:39:49.106

Lap	Lap Tm	Diff	Time of Day
(92) RODRIGO CAGNAN			
1	1:23.157	+4.204	16:36:22.973
2	1:19.580	+0.627	16:37:42.553
3	1:20.891	+1.938	16:39:03.444
4	1:18.953		16:40:22.397

Lap	Lap Tm	Diff	Time of Day
(815) GABRIEL RUBIM			
1	1:22.765	+3.689	16:28:53.006
2	1:27.016	+7.940	16:30:20.022
3	1:23.600	+4.524	16:31:43.622
4	1:30.829	+11.753	16:33:14.451
5	1:25.136	+6.060	16:34:39.587
6	1:27.145	+8.069	16:36:06.732
7	1:23.875	+4.799	16:37:30.607
8	1:20.576	+1.500	16:38:51.183
9	1:22.550	+3.474	16:40:13.733
10	1:25.144	+6.068	16:41:38.877
11	1:19.076		16:42:57.953

Lap	Lap Tm	Diff	Time of Day
(70) RAILANDER MACEDO			
1	1:28.422	+7.286	16:28:43.508
2	1:21.136		16:30:04.644
3	1:21.365	+0.229	16:31:26.009
4	1:28.310	+7.174	16:32:54.319

Lap	Lap Tm	Diff	Time of Day
(292) JOCIMAR TAVARES			
1	1:25.762	+2.696	16:33:57.840
2	1:51.485	+28.419	16:35:49.325
3	1:28.327	+5.261	16:37:17.652
4	1:23.066		16:38:40.718
5	1:23.378	+0.312	16:40:04.096
6	1:26.338	+3.272	16:41:30.434
7	1:23.663	+0.597	16:42:54.097

Lap	Lap Tm	Diff	Time of Day
(33) SIDNEI VIEIRA			
1	1:27.858	+4.782	16:39:17.365
2	1:24.543	+1.467	16:40:41.908
3	1:25.415	+2.339	16:42:07.323
4	1:23.076		16:43:30.399

Lap	Lap Tm	Diff	Time of Day
(321) EVANDRO ZANELLA			
1	1:26.350	+3.123	16:28:58.345
2	1:26.206	+2.979	16:30:24.551
3	1:23.227		16:31:47.778
4	1:27.779	+4.552	16:33:15.557
5	1:32.633	+9.406	16:34:48.190

Lap	Lap Tm	Diff	Time of Day
(3) RODRIGO BRUMATTI			
1	1:33.489	+9.390	16:28:50.306
2	1:27.281	+3.182	16:30:17.587
3	1:24.856	+0.757	16:31:42.443
4	1:31.019	+6.920	16:33:13.462
5	1:24.786	+0.687	16:34:38.248
6	1:24.099		16:36:02.347
7	1:26.312	+2.213	16:37:28.659

Lap	Lap Tm	Diff	Time of Day
(50) LUIZ GABRIEL			
1	1:28.848	+3.516	16:31:50.790
2	1:29.015	+3.683	16:33:19.805

Lap	Lap Tm	Diff	Time of Day
3	1:25.968	+0.636	16:34:45.773
4	1:27.281	+1.949	16:36:13.054
5	1:27.510	+2.178	16:37:40.564
6	1:29.824	+4.492	16:39:10.388
7	1:25.332		16:40:35.720

Lap	Lap Tm	Diff	Time of Day
(80) ALYSON ZANELLA			
1	1:26.255		16:29:37.229
2	1:34.785	+8.530	16:31:12.014

Lap	Lap Tm	Diff	Time of Day
(333) CARLOS CASARIN			
1	1:33.050	+4.796	16:31:05.926
2	1:28.254		16:32:34.180
3	1:31.004	+2.750	16:34:05.184
4	1:29.089	+0.835	16:35:34.273

Lap	Lap Tm	Diff	Time of Day
(2) LEOMAR ALVES			
1	1:40.975	+3.938	16:29:18.460
2	1:37.280	+0.243	16:30:55.740
3	5:12.248	+3:35.211	16:36:07.988
4	1:37.303	+0.266	16:37:45.291
5	1:37.037		16:39:22.328

Lap	Lap Tm	Diff	Time of Day
(12) ALLAN DOUGLAS			
1	1:42.926		16:33:55.208
2	4:10.001	+2:27.075	16:38:05.209
3	2:11.393	+28.467	16:40:16.602

Lap	Lap Tm	Diff	Time of Day
(113) SÉRGIO AUGUSTO			
1	1:50.169		16:29:25.258
2	5:31.830	+3:41.661	16:34:57.088



09 e 10
SETEMBRO
2023



PREFEITURA DE
MACHADINHO D'OESTE
Um Novo Tempo!



MX RONDÔNIA - 3a Etapa

Classificado pela melhor volta

IMPORTADA INICIANTES

Machadinho D'Oeste/RO 0,900 Km

Treino Cronometrado

09/09/2023 16:15

Qualificação iniciado em 16:27:13

Pos	No.	Nome	Classe	M. Tempo	Diff	Moto	Cidade	Patrocinador
1	28	MICKAEL FOGAÇA	IMP INIC	1:16.797		YAMAHA	VISTA ALEGRE DI	FEDERAL BURGUEER-GRUPO SM-AUTO CENTER LI
2	92	RODRIGO CAGNAN	IMP INIC	1:18.953	2.156	HONDA	VISTA ALEGRE DI	COMANDO MOTOS
3	815	GABRIEL RUBIM	IMP INIC	1:19.076	2.279	KAWASAKI	MACHADINHO D'	TOP 1 AUTO CENTER-JC ARCONDICIONADO-MOD
4	70	RAILANDER MACEDO	IMP INIC	1:21.136	4.339	SUZUKI	CUJUBIM	AUTO POSTO REAL-DUAS RODAS MOTOS E BIKE
5	292	JOCIMAR TAVARES	IMP INIC	1:23.066	6.269	KAWASAKI	SANTA LÚZIA D'O	STORCK HORAS MÁQUINA
6	33	SIDNEI VIEIRA	IMP INIC	1:23.076	6.279	KAWASAKI	ARIQUEMES	VOLMAQ PEÇAS E SERVIÇOS
7	321	EVANDRO ZANELLA	IMP INIC	1:23.227	6.430	HONDA	SOROCABA/SP	BOMBERAÇO EXTINTORES-KEITH MX FOTOS
8	3	RODRIGO BRUMATTI	IMP INIC	1:24.099	7.302	KAWASAKI	ESPIGÃO DO OES	BRUMATTI MOTOS-CALHAS COMETA
9	50	LUIZ GABRIEL	I P INIC	1:25.332	8.535	YAMAHA	MANAUS/AM	PICAPE TEAM RACING MX
10	80	ALYSON ZANELLA	IMP INIC	1:26.255	9.458	HONDA	MANAUS/AM	EXTINTORES ZANELLA
11	333	CARLOS CASARIN	IMP INIC	1:28.254	11.457	HONDA	MACHADINHO D'	FORT MADEIRAS-MEGA MOTOS
12	2	LEOMAR ALVES	IMP INIC	1:37.037	20.240	HONDA	THEOBROMA	PICA PAU MOTOS
13	12	ALLAN DOUGLAS	IMP INIC	1:42.926	26.129	KAWASAKI	JARU	ESQUADRÃO DO BARRO MOTO CLUBE
14	113	SÉRGIO AUGUSTO	IMP INIC	1:50.169	33.372	HONDA	ARIQUEMES	H S DIESEL MECÂNICA-MUSTELO STORY-BOI NÃO
15	93	MARCELO MEZZOMO	IMP INIC			YAMAHA	JI-PARANÁ	HOSPITAL SAMAR

Cronometragem: MARCOS A. MANCINI - Diretor de Prova: EVERTON TCHURMA

Orbits



MX RONDÔNIA - 3a Etapa

IMPORTADA MX3 / MX4

Machadinho D'Oeste/RO 0,900 Km

Treino Cronometrado

09/09/2023 15:15

Qualificação iniciado em 15:19:53

Lap	Lap Tm	Diff	Time of Day
(46) MÁRCIO BRIGIDO			
1	1:17.507		15:23:00.789
2	1:19.959	+2.452	15:24:20.748
3	1:21.280	+3.773	15:25:42.028
4	1:37.494	+19.987	15:27:19.522
5	1:27.608	+10.101	15:28:47.130
6	3:18.845	+2:01.338	15:32:05.975
7	1:30.636	+13.129	15:33:36.611
(110) HERMOSSON ARAÚJO			
1	1:17.953		15:23:13.093
2	1:20.577	+2.624	15:24:33.670
3	1:30.992	+13.039	15:26:04.662
4	1:20.898	+2.945	15:27:25.560
5	1:22.609	+4.656	15:28:48.169
6	1:18.426	+0.473	15:30:06.595
7	1:18.116	+0.163	15:31:24.711
8	3:32.657	+2:14.704	15:34:57.368
9	1:19.384	+1.431	15:36:16.752
(818) EDUARDO RAMOS			
1	1:22.265	+3.859	15:23:13.129
2	1:22.173	+3.767	15:24:35.302
3	1:24.314	+5.908	15:25:59.616
4	1:39.280	+20.874	15:27:38.896
5	1:32.002	+13.596	15:29:10.898
6	1:18.406		15:30:29.304
7	1:59.462	+41.056	15:32:28.766
8	1:19.296	+0.890	15:33:48.062
(680) WALTER MOULAZ			
1	1:23.478	+3.424	15:23:20.107
2	1:20.054		15:24:40.161
3	1:28.545	+8.491	15:26:08.706
4	1:24.239	+4.185	15:27:32.945
5	9:28.270	+8:08.216	15:37:01.215
(47) ZENILDO AUTOMAÇÃO			
1	1:27.479	+6.322	15:23:32.860
2	1:30.393	+9.236	15:25:03.253
3	1:27.592	+6.435	15:26:30.845
4	1:27.693	+6.536	15:27:58.538
5	1:24.127	+2.970	15:29:22.665
6	1:23.636	+2.479	15:30:46.301
7	1:21.157		15:32:07.458
8	1:21.929	+0.772	15:33:29.387
9	2:14.777	+53.620	15:35:44.164
(33) SIDNEI VIEIRA			
1	1:28.625	+7.325	15:23:21.641
2	3:21.247	+1:59.947	15:26:42.888
3	1:30.691	+9.391	15:28:13.579
4	1:27.324	+6.024	15:29:40.903
5	1:22.330	+1.030	15:31:03.233
6	1:21.300		15:32:24.533
7	1:28.840	+7.540	15:33:53.373
8	1:25.949	+4.649	15:35:19.322
9	2:31.855	+1:10.555	15:37:51.177
(6) VANDERLEI JUNIOR			
1	1:21.998	+0.171	15:24:39.342
2	1:26.716	+4.889	15:26:06.058
3	1:22.702	+0.875	15:27:28.760
4	1:21.827		15:28:50.587
5	1:22.525	+0.698	15:30:13.112

Lap	Lap Tm	Diff	Time of Day
6	1:24.626	+2.799	15:31:37.738
7	1:21.873	+0.046	15:32:59.611
8	1:26.708	+4.881	15:34:26.319
9	1:22.727	+0.900	15:35:49.046
(292) JOCIMAR TAVARES			
1	1:34.489	+12.626	15:23:54.868
2	1:37.995	+16.132	15:25:32.863
3	1:36.721	+14.858	15:27:09.584
4	1:30.309	+8.446	15:28:39.893
5	1:25.596	+3.733	15:30:05.489
6	1:25.163	+3.300	15:31:30.652
7	1:25.319	+3.456	15:32:55.971
8	1:21.863		15:34:17.834
9	1:23.321	+1.458	15:35:41.155
(112) JEFERSON ARAÚJO			
1	1:22.626		15:23:30.268
2	1:25.826	+3.200	15:24:56.094
3	1:27.088	+4.462	15:26:23.182
4	1:26.948	+4.322	15:27:50.130
5	1:26.184	+3.558	15:29:16.314
6	1:26.591	+3.965	15:30:42.905
7	3:24.277	+2:01.651	15:34:07.182
8	1:26.301	+3.675	15:35:33.483
(72) RICARDO PAIXÃO			
1	1:33.105	+10.367	15:24:17.387
2	1:22.738		15:25:40.125
3	1:26.333	+3.595	15:27:06.458
4	1:30.618	+7.880	15:28:37.076
5	1:47.343	+24.605	15:30:24.419
(706) ÉRICO FLORES			
1	1:23.370		15:23:23.105
(993) TONYSON FÁBIO			
1	1:23.683		15:23:12.566
2	1:25.814	+2.131	15:24:38.380
3	1:29.967	+6.284	15:26:08.347
4	1:27.821	+4.138	15:27:36.168
5	1:30.290	+6.607	15:29:06.458
6	1:30.756	+7.073	15:30:37.214
(107) LUID MOTA			
1	1:34.600	+10.579	15:23:20.642
2	1:31.406	+7.385	15:24:52.048
3	1:30.125	+6.104	15:26:22.173
4	1:37.987	+13.966	15:28:00.160
5	1:28.417	+4.396	15:29:28.577
6	1:28.024	+4.003	15:30:56.601
7	1:24.781	+0.760	15:32:21.382
8	1:30.807	+6.586	15:33:51.989
9	1:25.666	+1.645	15:35:17.655
10	1:24.021		15:36:41.676
(723) APARÍCIO PAIXÃO			
1	1:31.587	+6.718	15:23:38.326
2	1:26.305	+1.436	15:25:04.631
3	1:30.536	+5.667	15:26:35.167
4	1:24.869		15:28:00.036
5	2:02.499	+37.630	15:30:02.535
6	2:15.865	+50.996	15:32:18.400
7	1:24.895	+0.026	15:33:43.295
8	2:49.898	+1:25.029	15:36:33.193

Lap	Lap Tm	Diff	Time of Day
(333) CARLOS CASARIN			
1	1:28.636	+1.523	15:23:46.014
2	1:27.113		15:25:13.127
3	1:28.953	+1.840	15:26:42.080
4	1:31.033	+3.920	15:28:13.113
5	2:53.350	+1:26.237	15:31:06.463
(51) ADILSO ZANELLA			
1	1:27.416		15:23:43.493
2	1:41.721	+14.305	15:25:25.214
3	1:29.767	+2.351	15:26:54.981
4	1:39.046	+11.630	15:28:34.027
(17) THIAGO CAPUCHE			
1	1:37.833	+10.306	15:23:42.432
2	1:27.780	+0.253	15:25:10.212
3	1:27.857	+0.330	15:26:38.069
4	1:27.703	+0.176	15:28:05.772
5	1:27.527		15:29:33.299
6	1:42.127	+14.600	15:31:15.426
(15) VALTER LEAL			
1	1:33.520	+1.832	15:25:34.222
2	1:31.688		15:27:05.910
(18) JACI ZANELLA			
1	1:32.077		15:23:41.086
2	1:36.220	+4.143	15:25:17.306
3	1:32.814	+0.737	15:26:50.120
4	1:32.297	+0.220	15:28:22.417
5	1:38.396	+6.319	15:30:00.813
6	1:42.732	+10.655	15:31:43.545
(393) MARCELO NAKATANI			
1	1:32.733		15:24:08.937
2	1:46.333	+13.600	15:25:55.270
(200) JOSÉ ZANELLA			
1	1:33.285		15:23:41.555
2	1:34.597	+1.312	15:25:16.152
(772) FORMIGA			
1	1:33.368		15:25:36.013
2	6:13.540	+4:40.172	15:31:49.553
(936) TIRADENTES JÚNIOR			
1	1:37.642		15:23:52.575
2	1:39.610	+1.968	15:25:32.185
3	1:50.102	+12.460	15:27:22.287
4	8:17.981	+6:40.339	15:35:40.268
(157) CLAUDEINEY CARDOSO			
1	1:42.413	+2.462	15:24:20.281
2	1:39.951		15:26:00.232
3	3:18.466	+1:38.515	15:29:18.698
(58) EDEMILSON PASSARELLO			
1	1:41.233		15:24:23.822
2	2:40.193	+58.960	15:27:04.015
(47) LEONARDO BERKEMBROCK			
1	1:42.356		15:23:59.170
(234) CLAUDEMIR CARDOSO			
1	1:42.786		15:24:21.766
2	1:48.639	+5.853	15:26:10.405

MX RONDÔNIA - 3a Etapa

IMPORTADA MX3 / MX4

Machadinho D'Oeste/RO 0,900 Km

Treino Cronometrado

09/09/2023 15:15

Qualificação iniciado em 15:19:53

Lap	Lap Tm	Diff	Time of Day
3	5:08.395	+3:25.609	15:31:18.800

(77) ITAMAR FERNANDES

Lap	Lap Tm	Diff	Time of Day
1	6:30.911	+4:46.920	15:28:15.400
2	1:43.991		15:29:59.391
3	4:17.644	+2:33.653	15:34:17.035

(217) JONAS NETO

Lap	Lap Tm	Diff	Time of Day
1	1:49.017		15:24:01.983
2	7:50.774	+6:01.757	15:31:52.757

Lap	Lap Tm	Diff	Time of Day
-----	--------	------	-------------

Lap	Lap Tm	Diff	Time of Day
-----	--------	------	-------------



09 e 10
SETEMBRO
2023



PREFEITURA DE
MACHADINHO D'OESTE
Um Novo Tempo!



MX RONDÔNIA - 3a Etapa

Classificado pela melhor volta

IMPORTADA MX3 / MX4

Machadinho D'Oeste/RO 0,900 Km

Treino Cronometrado

09/09/2023 15:15

Qualificação iniciado em 15:19:53

Pos	No.	Nome	Classe	M. Tempo	Diff	Moto	Cidade	Patrocinador
1	46	MÁRCIO BRIGIDO	MX3 - MX4	1:17.507		YAMAHA	CACOAL	CASA ALEGRIA-BIDU BRASIL UNIFORMES-SELEC
2	110	HERMESSON ARAÚJO	MX3	1:17.953	0.446	YAMAHA	ARIQUEMES	MUSTELO STORE-HS DIESEL-BOI NÃO PARA-Z'ZA
3	818	EDUARDO RAMOS	MX3 - MX4	1:18.406	0.899	HONDA	ARIQUEMES	DB NUTRIÇÃO ANIMAL-DUK-RAMOS TRANSPORT
4	680	WALTEIR MOULAZ	MX3 - MX4	1:20.054	2.547	YAMAHA	BURITIS	SEMENTES LAVROQUÍMICA
5	47	ZENILDO AUTOMAÇÃO	MX3	1:21.157	3.650	KAWASAKI	ROLIM DE MOUR	ZENILDO AUTOMAÇÃO
6	33	SIDNEI VIEIRA	MX3	1:21.300	3.793	KAWASAKI	ARIQUEMES	VOLMAQ PEÇAS E SERVIÇOS
7	6	VANDERLEI JUNIOR	MX4	1:21.827	4.320	YAMAHA	ROLIM DE MOUR	POSTO MAIS
8	292	JOCIMAR TAVARES	MX4	1:21.863	4.356	KAWASAKI	SANTA LÚZIA D'O	STORCK HORAS MÁQUINA
9	112	JEFERSON ARAÚJO	MX3	1:22.626	5.119	YAMAHA	ARIQUEMES	MUSTELO HISTORI-HS DIESEL-BOI NÃO PARA-CE
10	72	RICARDO PAIXÃO	MX3	1:22.738	5.231	YAMAHA	ALVORADA DO O	PREFEITURA DE ALVORADA-MARCOS VEREADOR
11	706	ÉRICO FLORES	MX3	1:23.370	5.863	HONDA	ALTA FLORESTA C	FAZENDA FLORES
12	993	TONYSON FÁBIO	MX3 - MX4	1:23.683	6.176	YAMAHA	CACOAL	STEECA & CASTRO NEGÓCIOS IMOBILIÁRIOS
13	107	LUID MOTA	MX3 - MX4	1:24.021	6.514	KAWASAKI	SENA MADUREIR	LUCAR AUTO PEÇAS
14	723	APARÍCIO PAIXÃO	MX4	1:24.869	7.362	HUSQVARNA	PORTO VELHO	
15	333	CARLOS CASARIN	MX3 - MX4	1:27.113	9.606	HONDA	MACHADINHO D'	FORT MADEIRAS-MEGA MOTOS
16	51	ADILSO ZANELLA	MX4	1:27.416	9.909	HONDA	RIO BRANCO/AC	EXTINTORES ZANELLA
17	17	THIAGO CAPUCHE	MX3	1:27.527	10.020	KAWASAKI	JI PARANA	CAPUCHE MOTOCENTER
18	15	VALTER LEAL	MX4	1:31.688	14.181	YAMAHA	PORTO VELHO	UNIDAS CENTER-FEDERAL BURGUER-MOTEL PAR
19	18	JACI ZANELLA	MX4	1:32.077	14.570	KAWASAKI	JANDIRA/SP	BOMBERAÇO EXTINTORES
20	393	MARCELO NAKATANI		1:32.733	15.226	YAMAHA	PORTO VELHO	FOX MOTOS-BKO
21	200	JOSÉ ZANELLA	MX4	1:33.285	15.778	GASGAS	BOA VISTA/RR	EXTINTORES ZANELLA
22	772	FORMIGA	MX3 - MX4	1:33.368	15.861	YAMAHA	JI-PARANÁ	FEDERAL BURGER
23	936	TIRADENTES JÚNIOR	MX4	1:37.642	20.135	KAWASAKI	MANAUS/AM	CEPACOL TRUK CENTRES-PURO NORTE AÇAI-PE'
24	157	CLAUDINEY CARDOSO	MX4	1:39.951	22.444	YAMAHA	JI-PARANÁ	BADECO MOTOS
25	58	EDEMILSON PASSARELLC	MX4	1:41.233	23.726	HUSQVARNA	CACOAL	BRIZOLA RACING
26	47	LEONARDO BERKEMBROCK	MX4	1:42.356	24.849	KAWASAKI	ARIQUEMES	DALLAGNOL E BERKEMBROCK ADVOGADOS ASSC
27	234	CLAUDEMIR CARDOSO	MX4	1:42.786	25.279	KAWASAKI	JI-PARANÁ	MX CONSTRUTORA-ENZO EMPREDIMENTOS.
28	77	ITAMAR FERNANDES	MX3 - MX4	1:43.991	26.484	KTM	CACOAL	ITF MULTIMARCAS CACOAL
29	217	JONAS NETO	MX3	1:49.017	31.510	HONDA	ARIQUEMES	CENTRAL TRANSPORTE DE ENCOMENDA

Cronometragem: MARCOS A. MANCINI - Diretor de Prova: EVERTON TCHURMA

Orbits



MX RONDÔNIA - 3a Etapa

IMPORTADA MX3

Machadinho D'Oeste/RO 0,900 Km

Corrida

10/09/2023 11:30

Corrida iniciado em 11:19:46

Lap	Lap Tm	Diff	Time of Day
(313) RIDERSON CARLOS			
1	1:08:53.657	17:44.031	12:29:14.357
2	1:11.036	+1.410	12:30:25.393
3	1:10.687	+1.061	12:31:36.080
4	1:10.119	+0.493	12:32:46.199
5	1:09.626		12:33:55.825
6	1:11.257	+1.631	12:35:07.082
7	1:10.515	+0.889	12:36:17.597
8	1:12.095	+2.469	12:37:29.692
9	1:13.655	+4.029	12:38:43.347
10	1:10.625	+0.999	12:39:53.972
11	1:09.675	+0.049	12:41:03.647
12	1:12.613	+2.987	12:42:16.260
13	1:12.779	+3.153	12:43:29.039
14	1:17.407	+7.781	12:44:46.446

Lap	Lap Tm	Diff	Time of Day
(46) MÁRCIO BRIGIDO			
1	1:08:50.605	17:40.124	12:29:18.504
2	1:12.402	+1.921	12:30:30.906
3	1:12.949	+2.468	12:31:43.855
4	1:11.548	+1.067	12:32:55.403
5	1:12.273	+1.792	12:34:07.676
6	1:12.388	+1.907	12:35:20.064
7	1:10.481		12:36:30.545
8	1:12.134	+1.653	12:37:42.679
9	1:12.016	+1.535	12:38:54.695
10	1:11.675	+1.194	12:40:06.370
11	1:12.045	+1.564	12:41:18.415
12	1:12.850	+2.369	12:42:31.265
13	1:12.848	+2.367	12:43:44.113
14	1:12.715	+2.234	12:44:56.828

Lap	Lap Tm	Diff	Time of Day
(936) JÚNIOR TIRADENTES			
1	1:08:53.276	17:41.452	12:29:17.837
2	1:15.385	+3.561	12:30:33.222
3	1:14.118	+2.294	12:31:47.340
4	1:13.022	+1.198	12:33:00.362
5	1:11.824		12:34:12.186
6	1:14.090	+2.266	12:35:26.276
7	1:14.315	+2.491	12:36:40.591
8	1:13.756	+1.932	12:37:54.347
9	1:12.359	+0.535	12:39:06.706
10	1:13.006	+1.182	12:40:19.712
11	1:13.489	+1.665	12:41:33.201
12	1:14.888	+3.064	12:42:48.089
13	1:15.688	+3.864	12:44:03.777
14	1:17.362	+5.538	12:45:21.139

Lap	Lap Tm	Diff	Time of Day
(110) HERMESSON ARAÚJO			
1	1:08:57.706	17:46.705	12:29:20.135
2	1:15.580	+4.579	12:30:35.715
3	1:16.920	+5.919	12:31:52.635
4	1:11.734	+0.733	12:33:04.369
5	1:11.001		12:34:15.370
6	1:13.466	+2.465	12:35:28.836
7	1:13.548	+2.547	12:36:42.384
8	1:14.253	+3.252	12:37:56.637
9	1:13.288	+2.287	12:39:09.925
10	1:12.873	+1.872	12:40:22.798
11	1:13.653	+2.652	12:41:36.451
12	1:16.602	+5.601	12:42:53.053
13	1:19.601	+8.600	12:44:12.654
14	1:12.413	+1.412	12:45:25.067

Lap	Lap Tm	Diff	Time of Day
(706) ÉRICO FLORES			

Lap	Lap Tm	Diff	Time of Day
1	1:08:59.564	17:47.180	12:29:28.350
2	1:17.410	+5.026	12:30:45.760
3	1:13.436	+1.052	12:31:59.196
4	1:14.760	+2.376	12:33:13.956
5	1:13.815	+1.431	12:34:27.771
6	1:12.425	+0.041	12:35:40.196
7	1:13.400	+1.016	12:36:53.596
8	1:13.093	+0.709	12:38:06.689
9	1:12.880	+0.496	12:39:19.569
10	1:14.113	+1.729	12:40:33.682
11	1:13.260	+0.876	12:41:46.942
12	1:12.384		12:42:59.326
13	1:12.446	+0.062	12:44:11.772
14	1:26.456	+14.072	12:45:38.228

Lap	Lap Tm	Diff	Time of Day
(993) TONYSON FÁBIO			
1	1:08:45.436	17:32.958	12:29:19.706
2	1:15.509	+3.031	12:30:35.215
3	1:21.956	+9.478	12:31:57.171
4	1:15.231	+2.753	12:33:12.402
5	1:17.546	+5.068	12:34:29.948
6	1:13.704	+1.226	12:35:43.652
7	1:15.061	+2.583	12:36:58.713
8	1:15.163	+2.685	12:38:13.876
9	1:14.303	+1.825	12:39:28.179
10	1:14.068	+1.590	12:40:42.247
11	1:14.750	+2.272	12:41:56.997
12	1:12.478		12:43:09.475
13	1:16.872	+4.394	12:44:26.347
14	1:14.609	+2.131	12:45:40.956

Lap	Lap Tm	Diff	Time of Day
(107) LUID MOTA			
1	1:08:52.246	17:38.555	12:29:21.343
2	1:18.210	+4.519	12:30:39.553
3	1:19.015	+5.324	12:31:58.568
4	1:15.055	+1.364	12:33:13.623
5	1:13.691		12:34:27.314
6	1:14.927	+1.236	12:35:42.241
7	1:13.894	+0.203	12:36:56.135
8	1:16.277	+2.586	12:38:12.412
9	1:14.344	+0.653	12:39:26.756
10	1:13.743	+0.052	12:40:40.499
11	1:22.557	+8.866	12:42:03.056
12	1:15.448	+1.757	12:43:18.504
13	1:14.115	+0.424	12:44:32.619
14	1:14.096	+0.405	12:45:46.715

Lap	Lap Tm	Diff	Time of Day
(680) WALTEIR MOULAZ			
1	1:08:50.990	17:37.526	12:29:21.511
2	1:19.027	+5.563	12:30:40.538
3	1:19.016	+5.552	12:31:59.554
4	1:17.461	+3.997	12:33:17.015
5	1:13.464		12:34:30.479
6	1:13.685	+0.221	12:35:44.164
7	1:15.560	+2.096	12:36:59.724
8	1:16.554	+3.090	12:38:16.278
9	1:18.903	+5.439	12:39:35.181
10	1:16.262	+2.798	12:40:51.443
11	1:14.496	+1.032	12:42:05.939
12	1:13.808	+0.344	12:43:19.747
13	1:14.121	+0.657	12:44:33.868
14	1:18.740	+5.276	12:45:52.608

Lap	Lap Tm	Diff	Time of Day
(8) ENDERSON OLIVEIRA			
1	1:08:57.966	17:42.486	12:29:24.540
2	1:21.904	+6.424	12:30:46.444

Lap	Lap Tm	Diff	Time of Day
3	1:20.082	+4.602	12:32:06.526
4	1:18.110	+2.630	12:33:24.636
5	1:17.691	+2.211	12:34:42.327
6	1:18.074	+2.594	12:36:00.401
7	1:18.752	+3.272	12:37:19.153
8	1:18.252	+2.772	12:38:37.405
9	1:18.493	+3.013	12:39:55.898
10	1:15.962	+0.482	12:41:11.860
11	1:15.480		12:42:27.340
12	1:19.635	+4.155	12:43:46.975
13	1:19.176	+3.696	12:45:06.151

Lap	Lap Tm	Diff	Time of Day
(112) JEFERSON ARAÚJO			
1	1:08:49.099	17:32.597	12:29:22.853
2	1:22.474	+5.972	12:30:45.327
3	1:19.404	+2.902	12:32:04.731
4	1:18.669	+2.167	12:33:23.400
5	1:20.322	+3.820	12:34:43.722
6	1:18.470	+1.968	12:36:02.192
7	1:19.284	+2.782	12:37:21.476
8	1:18.721	+2.219	12:38:40.197
9	1:17.353	+0.851	12:39:57.550
10	1:16.502		12:41:14.052
11	1:18.237	+1.735	12:42:32.289
12	1:18.601	+2.099	12:43:50.890
13	1:16.938	+0.436	12:45:07.828

Lap	Lap Tm	Diff	Time of Day
(33) SIDNEI VIEIRA			
1	1:08:47.210	17:29.962	12:29:23.566
2	1:19.805	+2.557	12:30:43.371
3	1:20.649	+3.401	12:32:04.020
4	1:17.248		12:33:21.268
5	1:23.496	+6.248	12:34:44.764
6	1:17.961	+0.713	12:36:02.725
7	1:20.248	+3.000	12:37:22.973
8	1:18.500	+1.252	12:38:41.473
9	1:19.144	+1.896	12:40:00.617
10	1:19.844	+2.596	12:41:20.461
11	1:19.053	+1.805	12:42:39.514
12	1:17.392	+0.144	12:43:56.906
13	1:18.300	+1.052	12:45:15.206

Lap	Lap Tm	Diff	Time of Day
(72) RICARDO PAIXÃO			
1	1:08:51.329	17:33.636	12:29:23.959
2	1:18.920	+1.227	12:30:42.879
3	1:19.023	+1.330	12:32:01.902
4	1:18.714	+1.021	12:33:20.616
5	1:18.395	+0.702	12:34:39.011
6	1:19.427	+1.734	12:35:58.438
7	1:22.085	+4.392	12:37:20.523
8	1:23.780	+6.087	12:38:44.303
9	1:18.950	+1.257	12:40:03.253
10	1:20.239	+2.546	12:41:23.492
11	1:20.155	+2.462	12:42:43.647
12	1:17.693		12:44:01.340
13	1:31.326	+13.633	12:45:32.666

Lap	Lap Tm	Diff	Time of Day
(333) CARLOS CASARIN			
1	1:08:58.534	17:44.058	12:29:26.848
2	1:15.905	+1.429	12:30:42.753
3	1:16.155	+1.679	12:31:58.908
4	1:16.057	+1.581	12:33:14.965
5	1:17.831	+3.355	12:34:32.796
6	1:14.476		12:35:47.272
7	1:18.535	+4.059	12:37:05.807
8	1:23.263	+8.787	12:38:29.070

MX RONDÔNIA - 3a Etapa

IMPORTADA MX3

Machadinho D'Oeste/RO 0,900 Km

Corrida

10/09/2023 11:30

Corrida iniciado em 11:19:46

Lap	Lap Tm	Diff	Time of Day
9	1:21.196	+6.720	12:39:50.266
10	1:26.026	+11.550	12:41:16.292
11	1:33.148	+18.672	12:42:49.440
12	1:23.821	+9.345	12:44:13.261
13	1:22.622	+8.146	12:45:35.883

(6) VANDERLEI JUNIOR

Lap	Lap Tm	Diff	Time of Day
1	1:08:56.039	17:40.017	12:29:26.525
2	1:22.847	+6.825	12:30:49.372
3	1:45.436	+29.414	12:32:34.808
4	1:19.557	+3.535	12:33:54.365
5	1:21.201	+5.179	12:35:15.566
6	1:20.376	+4.354	12:36:35.942
7	1:23.086	+7.064	12:37:59.028
8	1:19.910	+3.888	12:39:18.938
9	1:18.660	+2.638	12:40:37.598
10	1:16.762	+0.740	12:41:54.360
11	1:18.772	+2.750	12:43:13.132
12	1:16.022		12:44:29.154
13	1:16.412	+0.390	12:45:45.566

(818) EDUARDO RAMOS

Lap	Lap Tm	Diff	Time of Day
1	1:08:53.662	17:37.467	12:29:25.451
2	1:20.265	+4.070	12:30:45.716
3	1:17.721	+1.526	12:32:03.437
4	1:16.195		12:33:19.632
5	1:35.182	+18.987	12:34:54.814
6	1:18.697	+2.502	12:36:13.511
7	1:23.982	+7.787	12:37:37.493
8	1:22.055	+5.860	12:38:59.548
9	1:20.501	+4.306	12:40:20.049
10	1:20.491	+4.296	12:41:40.540
11	1:21.307	+5.112	12:43:01.847
12	1:21.670	+5.475	12:44:23.517
13	1:25.704	+9.509	12:45:49.221

(772) FORMIGA

Lap	Lap Tm	Diff	Time of Day
1	1:08:52.445	17:28.776	12:29:24.670
2	1:23.799	+0.130	12:30:48.469
3	1:25.152	+1.483	12:32:13.621
4	1:23.669		12:33:37.290
5	1:26.522	+2.853	12:35:03.812
6	1:26.441	+2.772	12:36:30.253
7	1:32.626	+8.957	12:38:02.879
8	1:27.463	+3.794	12:39:30.342
9	1:26.252	+2.583	12:40:56.594
10	1:24.902	+1.233	12:42:21.496
11	1:28.802	+5.133	12:43:50.298
12	1:26.382	+2.713	12:45:16.680

(217) JONAS NETO

Lap	Lap Tm	Diff	Time of Day
1	1:08:53.495	17:26.877	12:29:27.705
2	1:30.690	+4.072	12:30:58.395
3	1:31.378	+4.760	12:32:29.773
4	1:31.417	+4.799	12:34:01.190
5	1:33.948	+7.330	12:35:35.138
6	1:34.185	+7.567	12:37:09.323
7	1:26.618		12:38:35.941
8	1:28.628	+2.010	12:40:04.569
9	1:30.825	+4.207	12:41:35.394
10	1:29.248	+2.630	12:43:04.642
11	1:35.696	+9.078	12:44:40.338
12	1:35.496	+8.878	12:46:15.834

(63) TALLES RODRIGUES

Lap	Lap Tm	Diff	Time of Day
1	1:07:41.206	16:29.137	12:29:16.682

Lap	Lap Tm	Diff	Time of Day
2	1:13.617	+1.548	12:30:30.299
3	1:12.589	+0.520	12:31:42.888
4	1:12.069		12:32:54.957
5	1:12.391	+0.322	12:34:07.348
6	1:13.764	+1.695	12:35:21.112
7	4:02.577	+2:50.508	12:39:23.689
8	1:30.617	+18.548	12:40:54.306
9	1:21.299	+9.230	12:42:15.605
10	1:19.720	+7.651	12:43:35.325
11	1:19.885	+7.816	12:44:55.210

(17) THIAGO CAPUCHE

Lap	Lap Tm	Diff	Time of Day
1	1:08:57.831	17:42.158	12:29:38.708
2	1:15.673		12:30:54.381
3	1:16.264	+0.591	12:32:10.645
4	1:17.442	+1.769	12:33:28.087
5	1:19.713	+4.040	12:34:47.800
6	1:20.374	+4.701	12:36:08.174
7	1:26.744	+11.071	12:37:34.918
8	1:24.741	+9.068	12:38:59.659
9	1:23.812	+8.139	12:40:23.471
10	1:24.932	+9.259	12:41:48.403

(77) ITAMAR FERNANDES

Lap	Lap Tm	Diff	Time of Day
1	1:08:46.053	17:28.966	12:29:20.730
2	1:17.087		12:30:37.817
3	1:18.366	+1.279	12:31:56.183
4	1:19.780	+2.693	12:33:15.963

MX RONDÔNIA - 3a Etapa

Classificado por voltas

IMPORTADA MX3

Machadinho D'Oeste/RO 0,900 Km

Corrida

10/09/2023 11:30

Corrida iniciado em 11:19:46

Pos	No.	Nome	Classe	Voltas	Diff	Moto	Cidade	Patrocinador
1	313	RIDERSON CARLOS	MX3	14		YAMAHA	RIO BRANCO/AC	80 MOTO PEÇAS-RECOL MOTOS-YAMAHA-LÍDER AUTO CENTER
2	46	MÁRCIO BRIGIDO	MX3	14	10.382	YAMAHA	CACOAL	CASA ALEGRIA-BIDU BRASIL UNIFORMES-SELECTA E SPECIALITA-MEGA
3	936	JÚNIOR TIRADENTES	MX3	14	34.693	KAWASAKI	MANAUS/AM	CEPACOL TRUK CENTRES-PURO NORTE AÇAI-PETIAN-ASAS PISCINAS
4	110	HERMESSON ARAÚJO	MX3	14	38.621	YAMAHA	ARIQUEMES	MUSTELO STORE-HS DIESEL-BOI NÃO PARA-ZZAVAGLIA AERO-SPLESH
5	706	ÉRICO FLORES	MX3	14	51.782	HONDA	ALTA FLORESTA D'OESTE	FAZENDA FLORES
6	993	TONYSON FÁBIO	MX3	14	54.510	YAMAHA	CACOAL	STECCA & CASTRO NEGÓCIOS IMOBILIÁRIOS
7	107	LUID MOTA	MX3	14	1:00.269	KAWASAKI	SENA MADUREIRA/AC	LUCAR AUTO PEÇAS
8	680	WALTEIR MOULAZ	MX3	14	1:06.162	YAMAHA	BURITIS	SEMENTES LAVROQUÍMICA
9	8	ENDERSON OLIVEIRA	MX3	13	1 Volta	HONDA	SENA MADUREIRA/AC	MRP-JPRACING-GARRA
10	112	JEFERSON ARAÚJO	MX3	13	1 Volta	YAMAHA	ARIQUEMES	MUSTELO HISTORI-HS DIESEL-BOI NÃO PARA-CENTRAL ENCOMENDAS
11	33	SIDNEI VIEIRA	MX3	13	1 Volta	KAWASAKI	ARIQUEMES	VOLMAQ PEÇAS E SERVIÇOS
12	72	RICARDO PAIXÃO	MX3	13	1 Volta	YAMAHA	ALVORADA DO OESTE	PREFEITURA DE ALVORADA-MARCOS VEREADOR-EDU SONORIZAÇÃO-R
13	333	CARLOS CASARIN	MX3	13	1 Volta	HONDA	MACHADINHO D'OESTE	FORT MADEIRAS-MEGA MOTOS
14	6	VANDERLEI JUNIOR	MX3	13	1 Volta	YAMAHA	ROLIM DE MOURA	POSTO MAIS
15	818	EDUARDO RAMOS	MX3	13	1 Volta	HONDA	ARIQUEMES	DB NUTRIÇÃO ANIMAL-DUK-RAMOS TRANSPORTES
16	772	FORMIGA	MX3	12	2 Voltas	YAMAHA	JI-PARANÁ	FEDERAL BURGER
17	217	JONAS NETO	MX3	12	2 Voltas	HONDA	ARIQUEMES	CENTRAL TRANSPORTE DE ENCOMENDA
18	63	TALLES RODRIGUES	MX3	11	3 Voltas	HONDA	MONTE NEGRO	VIVIANE PEDRAÇA ODONTOLOGIA
19	17	THIAGO CAPUCHE	MX3	10	4 Voltas	KAWASAKI	JI PARANA	CAPUCHE MOTOCENTER
20	77	ITAMAR FERNANDES	MX3	4	10 Voltas	KTM	CACOAL	ITF MULTIMARCAS CACOAL
21	47	ZENILDO AUTOMAÇÃO	MX3	14	14 Voltas	KAWASAKI	ROLIM DE MOURA	ZENILDO AUTOMAÇÃO

Margem da Vitoria

velocidade Media

Tempo Melhor volta

Melhor Veloc.

Melhor Volta por..

10.382

43,151

1:09.626

46,534

313 - RIDERSON CARLOS

Cronometragem: MARCOS A. MANCINI - Diretor de Prova: EVERTON TCHURMA

Orbits

MX RONDÔNIA - 3a Etapa

IMPORTADA MX4

Machadinho D'Oeste/RO 0,900 Km

Corrida

10/09/2023 10:15

Corrida iniciado em 16:14:04

Lap	Lap Tm	Diff	Time of Day
1	1:08.868	+0.045	16:15:50.143
2	1:10.224	+1.401	16:17:00.367
3	1:09.739	+0.916	16:18:10.106
4	1:09.268	+0.445	16:19:19.374
5	1:09.230	+0.407	16:20:28.604
6	1:08.823		16:21:37.427
7	1:08.839	+0.016	16:22:46.266
8	1:10.907	+2.084	16:23:57.173
9	1:09.959	+1.136	16:25:07.132
10	1:09.928	+1.105	16:26:17.060
11	1:10.928	+2.105	16:27:27.988
12	1:10.841	+2.018	16:28:38.829
13	1:10.411	+1.588	16:29:49.240
14	1:10.722	+1.899	16:30:59.962
15	1:10.306	+1.483	16:32:10.268

(936) JÚNIOR TIRADENTES

1	1:10.557	+1.135	16:15:51.322
2	1:09.918	+0.496	16:17:01.240
3	1:09.422		16:18:10.662
4	1:09.590	+0.168	16:19:20.252
5	1:09.462	+0.040	16:20:29.714
6	1:10.271	+0.849	16:21:39.985
7	1:11.618	+2.196	16:22:51.603
8	1:10.777	+1.355	16:24:02.380
9	1:12.698	+3.276	16:25:15.078
10	1:13.305	+3.883	16:26:28.383
11	1:13.886	+4.464	16:27:42.269
12	1:15.228	+5.806	16:28:57.497
13	1:14.125	+4.703	16:30:11.622
14	1:15.084	+5.662	16:31:26.706
15	1:17.330	+7.908	16:32:44.036

(63) TALLES RODRIGUES

1	1:14.907	+4.041	16:16:09.967
2	1:12.691	+1.825	16:17:22.658
3	1:11.629	+0.763	16:18:34.287
4	1:12.800	+1.934	16:19:47.087
5	1:11.830	+0.964	16:20:58.917
6	1:10.866		16:22:09.783
7	1:11.487	+0.621	16:23:21.270
8	1:11.285	+0.419	16:24:32.555
9	1:11.004	+0.138	16:25:43.559
10	1:12.173	+1.307	16:26:55.732
11	1:12.384	+1.518	16:28:08.116
12	1:11.011	+0.145	16:29:19.127
13	1:11.309	+0.443	16:30:30.436
14	1:11.447	+0.581	16:31:41.883
15	1:13.616	+2.750	16:32:55.499

1	1:12.839	+1.199	16:15:55.014
2	1:11.866	+0.226	16:17:06.880
3	1:11.640		16:18:18.520
4	1:13.181	+1.541	16:19:31.701
5	1:14.172	+2.532	16:20:45.873
6	1:13.402	+1.762	16:21:59.275
7	1:12.408	+0.768	16:23:11.683
8	1:13.950	+2.310	16:24:25.633
9	1:14.858	+3.218	16:25:40.491
10	1:13.983	+2.343	16:26:54.474
11	1:12.834	+1.194	16:28:07.308
12	1:13.468	+1.828	16:29:20.776
13	1:11.872	+0.232	16:30:32.648

Lap	Lap Tm	Diff	Time of Day
14	1:12.804	+1.164	16:31:45.452
15	1:12.466	+0.826	16:32:57.918
(292) JOCIMAR TAVARES			
1	1:14.563	+3.269	16:15:57.196
2	1:14.287	+2.993	16:17:11.483
3	1:12.358	+1.064	16:18:23.841
4	1:12.510	+1.216	16:19:36.351
5	1:13.698	+2.404	16:20:50.049
6	1:12.383	+1.089	16:22:02.432
7	1:14.810	+3.516	16:23:17.242
8	1:12.931	+1.637	16:24:30.173
9	1:12.403	+1.109	16:25:42.576
10	1:12.537	+1.243	16:26:55.113
11	1:14.591	+3.297	16:28:09.704
12	1:13.325	+2.031	16:29:23.029
13	1:12.889	+1.595	16:30:35.918
14	1:11.294		16:31:47.212
15	1:13.188	+1.894	16:33:00.400

(6) VANDERLEI JUNIOR

1	1:15.852	+3.920	16:16:02.808
2	1:16.089	+4.157	16:17:18.897
3	1:13.417	+1.485	16:18:32.314
4	1:14.266	+2.334	16:19:46.580
5	1:11.932		16:20:58.512
6	1:14.468	+2.536	16:22:12.980
7	1:14.264	+2.332	16:23:27.244
8	1:12.756	+0.824	16:24:40.000
9	1:14.851	+2.919	16:25:54.851
10	1:12.920	+0.988	16:27:07.771
11	1:13.826	+1.894	16:28:21.597
12	1:14.362	+2.430	16:29:35.959
13	1:13.321	+1.389	16:30:49.280
14	1:14.142	+2.210	16:32:03.422
15	1:15.568	+3.636	16:33:18.990

(200) JOSÉ ZANELLA

1	1:13.311	+0.785	16:15:56.887
2	1:12.526		16:17:09.413
3	1:14.973	+2.447	16:18:24.386
4	1:14.768	+2.242	16:19:39.154
5	1:14.366	+1.840	16:20:53.520
6	1:14.782	+2.256	16:22:08.302
7	1:15.644	+3.118	16:23:23.946
8	1:14.040	+1.514	16:24:37.986
9	1:13.953	+1.427	16:25:51.939
10	1:13.074	+0.548	16:27:05.013
11	1:14.110	+1.584	16:28:19.123
12	1:15.792	+3.266	16:29:34.915
13	1:15.210	+2.684	16:30:50.125
14	1:15.976	+3.450	16:32:06.101
15	1:15.219	+2.693	16:33:21.320

(77) ITAMAR FERNANDES

1	1:21.136	+8.313	16:16:10.809
2	1:19.684	+6.861	16:17:30.493
3	1:19.484	+6.661	16:18:49.977
4	1:16.403	+3.580	16:20:06.380
5	1:14.168	+1.345	16:21:20.548
6	1:12.823		16:22:33.371
7	1:13.393	+0.570	16:23:46.764
8	1:13.191	+0.368	16:24:59.955
9	1:14.149	+1.326	16:26:14.104
10	1:16.163	+3.340	16:27:30.267
11	1:15.749	+2.926	16:28:46.016

Lap	Lap Tm	Diff	Time of Day
12	1:16.578	+3.755	16:30:02.594
13	1:15.018	+2.195	16:31:17.612
14	1:16.391	+3.568	16:32:34.003
(333) CARLOS CASARIN			
1	1:15.315	+2.064	16:16:03.059
2	1:13.251		16:17:16.310
3	1:15.001	+1.750	16:18:31.311
4	1:16.575	+3.324	16:19:47.886
5	1:17.270	+4.019	16:21:05.156
6	1:16.184	+2.933	16:22:21.340
7	1:18.666	+5.415	16:23:40.006
8	1:18.483	+5.232	16:24:58.489
9	1:20.803	+7.552	16:26:19.292
10	1:22.106	+8.855	16:27:41.398
11	1:22.296	+9.045	16:29:03.694
12	1:20.479	+7.228	16:30:24.173
13	1:22.169	+8.918	16:31:46.342
14	1:22.225	+8.974	16:33:08.567

(44) EDSON DIAS

1	1:29.921	+14.331	16:16:18.052
2	1:18.099	+2.509	16:17:36.151
3	1:17.005	+1.415	16:18:53.156
4	1:16.560	+0.970	16:20:09.716
5	1:16.375	+0.785	16:21:26.091
6	1:16.984	+1.394	16:22:43.075
7	1:15.590		16:23:58.665
8	1:16.378	+0.788	16:25:15.043
9	1:17.232	+1.642	16:26:32.275
10	1:20.685	+5.095	16:27:52.960
11	1:19.159	+3.569	16:29:12.119
12	1:18.084	+2.494	16:30:30.203
13	1:21.022	+5.432	16:31:51.225
14	1:20.150	+4.560	16:33:11.375

(772) FORMIGA

1	1:19.988	+2.816	16:16:09.551
2	1:19.743	+2.571	16:17:29.294
3	1:18.958	+1.786	16:18:48.252
4	1:17.172		16:20:05.424
5	1:18.138	+0.966	16:21:23.562
6	1:18.489	+1.317	16:22:42.051
7	1:19.267	+2.095	16:24:01.318
8	1:20.998	+3.826	16:25:22.316
9	1:19.595	+2.423	16:26:41.911
10	1:22.417	+5.245	16:28:04.328
11	1:21.271	+4.099	16:29:25.599
12	1:19.823	+2.651	16:30:45.422
13	1:20.846	+3.674	16:32:06.268
14	1:24.091	+6.919	16:33:30.359

(157) CLAUDINEY CARDOSO

1	1:19.494	+2.257	16:16:06.873
2	1:32.834	+15.597	16:17:39.707
3	1:17.792	+0.555	16:18:57.499
4	1:18.509	+1.272	16:20:16.008
5	1:17.237		16:21:33.245
6	1:22.619	+5.382	16:22:55.864
7	1:20.606	+3.369	16:24:16.470
8	1:19.576	+2.339	16:25:36.046
9	1:24.339	+7.102	16:27:00.385
10	1:21.077	+3.840	16:28:21.462
11	1:24.517	+7.280	16:29:45.979
12	1:22.580	+5.343	16:31:08.559
13	1:21.240	+4.003	16:32:29.799

MX RONDÔNIA - 3a Etapa

IMPORTADA MX4

Machadinho D'Oeste/RO 0,900 Km

Corrida

10/09/2023 10:15

Corrida iniciado em 16:14:04

Lap	Lap Tm	Diff	Time of Day
(15) VALTER LEAL			
1	1:21.056	+1.990	16:16:16.166
2	1:19.331	+0.265	16:17:35.497
3	1:23.195	+4.129	16:18:58.692
4	1:19.814	+0.748	16:20:18.506
5	1:22.933	+3.867	16:21:41.439
6	1:19.066		16:23:00.505
7	1:22.084	+3.018	16:24:22.589
8	1:24.746	+5.680	16:25:47.335
9	1:23.384	+4.318	16:27:10.719
10	1:20.020	+0.954	16:28:30.739
11	1:23.110	+4.044	16:29:53.849
12	1:28.167	+9.101	16:31:22.016
13	1:26.930	+7.864	16:32:48.946

Lap	Lap Tm	Diff	Time of Day
(512) GUSTAVO FARIA			
1	1:25.955	+3.378	16:16:33.353
2	1:23.479	+0.902	16:17:56.832
3	1:26.147	+3.570	16:19:22.979
4	1:26.399	+3.822	16:20:49.378
5	1:29.482	+6.905	16:22:18.860
6	1:26.354	+3.777	16:23:45.214
7	1:23.169	+0.592	16:25:08.383
8	1:22.577		16:26:30.960
9	1:25.125	+2.548	16:27:56.085
10	1:29.034	+6.457	16:29:25.119
11	1:26.651	+4.074	16:30:51.770
12	1:25.822	+3.245	16:32:17.592

Lap	Lap Tm	Diff	Time of Day
(220) EDEMILSON PASSARELLO			
1	1:29.371	+3.723	16:16:21.430
2	1:26.809	+1.161	16:17:48.239
3	1:27.985	+2.337	16:19:16.224
4	1:27.946	+2.298	16:20:44.170
5	1:27.406	+1.758	16:22:11.576
6	1:29.345	+3.697	16:23:40.921
7	1:25.648		16:25:06.569
8	1:27.882	+2.234	16:26:34.451
9	1:30.505	+4.857	16:28:04.956
10	1:28.239	+2.591	16:29:33.195
11	1:28.936	+3.288	16:31:02.131
12	1:29.195	+3.547	16:32:31.326

Lap	Lap Tm	Diff	Time of Day
(680) WALTEIR MOULAZ			
1	1:14.731	+6.718	16:16:01.430
2	1:13.460	+5.447	16:17:14.890
3	1:09.992	+1.979	16:18:24.882
4	1:12.268	+4.255	16:19:37.150
5	1:09.219	+1.206	16:20:46.369
6	1:08.013		16:21:54.382
7	1:09.835	+1.822	16:23:04.217
8	1:10.075	+2.062	16:24:14.292
9	1:09.513	+1.500	16:25:23.805
10	1:11.848	+3.835	16:26:35.653
11	1:32.556	+24.543	16:28:08.209

Lap	Lap Tm	Diff	Time of Day
(8) LUID MOTA			
1	1:16.051	+5.633	16:16:12.139
2	1:17.640	+7.222	16:17:29.779
3	1:17.579	+7.161	16:18:47.358
4	1:12.159	+1.741	16:19:59.517
5	1:12.126	+1.708	16:21:11.643
6	1:13.173	+2.755	16:22:24.816
7	1:12.510	+2.092	16:23:37.326
8	1:10.566	+0.148	16:24:47.892

Lap	Lap Tm	Diff	Time of Day
9	1:10.418		16:25:58.310
(723) APARICIO PAIXAO			
1	1:15.901	+1.097	16:16:01.011
2	1:14.991	+0.187	16:17:16.002
3	1:14.998	+0.194	16:18:31.000
4	1:14.804		16:19:45.804
5	1:17.293	+2.489	16:21:03.097
6	1:17.056	+2.252	16:22:20.153
7	1:18.769	+3.965	16:23:38.922

Lap	Lap Tm	Diff	Time of Day
(818) EDUARDO RAMOS			
1	1:16.024	+0.790	16:16:03.875
2	1:15.234		16:17:19.109
3	1:16.256	+1.022	16:18:35.365
4	1:16.235	+1.001	16:19:51.600
5	1:19.683	+4.449	16:21:11.283
6	1:19.484	+4.250	16:22:30.767
7	1:19.392	+4.158	16:23:50.159

Lap	Lap Tm	Diff	Time of Day
(18) JACI ZANELLA			
1	1:21.379	+9.319	16:16:12.334
2	1:20.869	+8.809	16:17:33.203
3	1:32.976	+20.916	16:19:06.179
4	7:53.317	+6:41.257	16:26:59.496
5	1:12.060		16:28:11.556
6	1:13.199	+1.139	16:29:24.755
7	1:12.250	+0.190	16:30:37.005

Lap	Lap Tm	Diff	Time of Day
(234) CLAUDEMIR CARDOSO			
1	1:29.998	+5.836	16:16:27.439
2	1:24.162		16:17:51.601
3	1:24.254	+0.092	16:19:15.855
4	1:26.503	+2.341	16:20:42.358
5	1:31.583	+7.421	16:22:13.941

Lap	Lap Tm	Diff	Time of Day
(16) MARITACA			
1	1:34.780		16:16:32.536
2	1:44.091	+9.311	16:18:16.627
3	1:52.928	+18.148	16:20:09.555
4	1:52.082	+17.302	16:22:01.637
5	2:26.518	+51.738	16:24:28.155

Lap	Lap Tm	Diff	Time of Day
(51) ADILSO ZANELLA			
1	1:19.222		16:16:08.512
2	1:20.142	+0.920	16:17:28.654
3	1:20.577	+1.355	16:18:49.231
4	1:25.035	+5.813	16:20:14.266

MX RONDÔNIA - 3a Etapa

Classificado por voltas

IMPORTADA MX4

Machadinho D'Oeste/RO 0,900 Km

Corrida

10/09/2023 10:15

Corrida iniciado em 16:14:04

Pos	No.	Nome	Classe	Voltas	Diff	Moto	Cidade	Patrocinador
1	46		MX4	15		YAMAHA	CACOAL	CASA ALEGRIA-BIDU BRASIL UNIFORMES-SELECTA E SPECIALITA-MEGA
2	936	JÚNIOR TIRADENTES	MX4	15	33.768	KAWASAKI	MANAUS/AM	CEPACOL TRUK CENTRES-PURO NORTE AÃ+AI-PETIAN-ASAS PISCINAS
3	63	TALLES RODRIGUES	MX4	15	45.231	HONDA	MONTE NEGRO	VIVIANE PEDRAÃ+A ODONTOLOGIA
4	993		MX4	15	47.650	YAMAHA	CACOAL	STECCA & CASTRO NEGOCIOS IMOBILIARIOS
5	292	JOCIMAR TAVARES	MX4	15	50.132	KAWASAKI	SANTA LÃSZIA D'OEST	
6	6	VANDERLEI JUNIOR	MX4	15	1:08.722	YAMAHA	ROLIM DE MOURA	POSTO MAIS
7	200	JOSÉ ZANELLA	MX4	15	1:11.052	GASGAS	BOA VISTA/RR	EXTINTORES ZANELLA
8	77	ITAMAR FERNANDES	MX4	14	1 Volta	KTM	CACOAL	ITF MULTIMARCAS CACOAL
9	333	CARLOS CASARIN	MX4	14	1 Volta	HONDA	MACHADINHO D'OESTE	FORT MADEIRAS-MEGA MOTOS
10	44	EDSON DIAS	MX4	14	1 Volta	HONDA	CANDEIAS DO JAMAR	FILHO MARLON RAFAEL-COMETA CENTER TRUCK
11	772	FORMIGA	MX4	14	1 Volta	YAMAHA		FEDERAL BURGER
12	157	CLAUDINEY CARDOSO	MX4	13	2 Voltas	YAMAHA		BADECO MOTOS
13	15	VALTER LEAL	MX4	13	2 Voltas	YAMAHA	PORTO VELHO	UNIDAS CENTER-FEDERAL BURGUER-MOTEL PARAISO
14	512	GUSTAVO FARIA	MX4	12	3 Voltas	HONDA	ARIQUEMES	
15	220	EDEMILSON PASSAREL	MX4	12	3 Voltas	HUSQVARNA	CACOAL	BRIZOLA RACING
16	680	WALTEIR MOULAZ	MX4	11	4 Voltas	YAMAHA	BURITIS	
17	8	LUID MOTA	MX4	9	6 Voltas	KAWASAKI	SENA MADUREIRA/AC	LUCAR AUTO PEÃ+AS
18	723	APARICIO PAIXAO	MX4	7	8 Voltas	HUSQVARNA	PORTO VELHO	
19	818	EDUARDO RAMOS	MX4	7	8 Voltas	HONDA	ARIQUEMES	DB NUTRIÃ+ÃFO ANIMAL-DUK-RAMOS TRANSPORTES
20	18	JACI ZANELLA	MX4	7	8 Voltas	KAWASAKI	JANDIRA/SP	BOMBERAÃ+O EXTINTORES
21	234	CLAUDEMIR CARDOSO	MX4	5	10 Voltas	KAWASAKI		MX CONSTRUTORA-ENZO EMPREDIMENTOS.
22	16	MARITACA	MX4	5	10 Voltas	KTM	ARIQUEMES	JONTEX-TADALAFILA-CALCINTRAN B12
23	51	ADILSO ZANELLA	MX4	4	11 Voltas	HONDA	RIO BRANCO/AC	EXTINTORES ZANELLA

Margem da Vitoria

velocidade Media

Tempo Melhor volta

Melhor Veloc.

Melhor Volta por..

33.768

44,750

1:08.013

47,638

680 - WALTEIR MOULAZ

Cronometragem: MARCOS A. MANCINI - Diretor de Prova: EVERTON TCHURMA

Orbits

MX RONDÔNIA - 3a Etapa

IMPORTADA PRO

Machadinho D'Oeste/RO 0,900 Km

1a Bateria

10/09/2023 16:00

Corrida iniciado em 14:35:43

Lap	Lap Tm	Diff	Time of Day
(169) DIEGO HENNING			
1	1:02.223	+0.646	14:37:21.484
2	1:01.577		14:38:23.061
3	1:03.356	+1.779	14:39:26.417
4	1:02.190	+0.613	14:40:28.607
5	1:02.838	+1.261	14:41:31.445
6	1:10.190	+8.613	14:42:41.635
7	1:09.797	+8.220	14:43:51.432
8	1:03.193	+1.616	14:44:54.625
9	1:01.906	+0.329	14:45:56.531
10	1:02.570	+0.993	14:46:59.101
11	1:02.721	+1.144	14:48:01.822
12	1:02.693	+1.116	14:49:04.515
13	1:02.778	+1.201	14:50:07.293
14	1:03.262	+1.685	14:51:10.555
15	1:02.490	+0.913	14:52:13.045
16	1:04.836	+3.259	14:53:17.881

Lap	Lap Tm	Diff	Time of Day
(456) ENZO DOTTO			
1	1:05.970	+2.693	14:37:27.095
2	1:03.496	+0.219	14:38:30.591
3	1:03.429	+0.152	14:39:34.020
4	1:03.587	+0.310	14:40:37.607
5	1:04.400	+1.123	14:41:42.007
6	1:05.259	+1.982	14:42:47.266
7	1:03.765	+0.488	14:43:51.031
8	1:05.382	+2.105	14:44:56.413
9	1:03.509	+0.232	14:45:59.922
10	1:06.768	+3.491	14:47:06.690
11	1:04.344	+1.067	14:48:11.034
12	1:07.033	+3.756	14:49:18.067
13	1:05.296	+2.019	14:50:23.363
14	1:04.681	+1.404	14:51:28.044
15	1:03.277		14:52:31.321
16	1:04.773	+1.496	14:53:36.094

Lap	Lap Tm	Diff	Time of Day
(1) HUGO AMARAL			
1	1:02.661	+0.240	14:37:20.263
2	1:02.421		14:38:22.684
3	1:02.674	+0.253	14:39:25.358
4	1:02.890	+0.469	14:40:28.248
5	1:02.553	+0.132	14:41:30.801
6	1:04.517	+2.096	14:42:35.318
7	1:04.944	+2.523	14:43:40.262
8	1:05.908	+3.487	14:44:46.170
9	1:04.433	+2.012	14:45:50.603
10	1:05.969	+3.548	14:46:56.572
11	1:04.889	+2.468	14:48:01.461
12	1:08.343	+5.922	14:49:09.804
13	1:08.935	+6.514	14:50:18.739
14	1:08.844	+6.423	14:51:27.583
15	1:04.459	+2.038	14:52:32.042
16	1:12.682	+10.261	14:53:44.724

Lap	Lap Tm	Diff	Time of Day
(313) RIDERSON CARLOS			
1	1:05.674	+1.649	14:37:24.436
2	1:06.455	+2.430	14:38:30.891
3	1:06.107	+2.082	14:39:36.998
4	1:06.043	+2.018	14:40:43.041
5	1:06.649	+2.624	14:41:49.690
6	1:06.690	+2.665	14:42:56.380
7	1:05.167	+1.142	14:44:01.547
8	1:05.047	+1.022	14:45:06.594
9	1:05.507	+1.482	14:46:12.101
10	1:04.025		14:47:16.126

Lap	Lap Tm	Diff	Time of Day
11	1:04.101	+0.076	14:48:20.227
12	1:05.974	+1.949	14:49:26.201
13	1:06.513	+2.488	14:50:32.714
14	1:07.168	+3.143	14:51:39.882
15	1:07.160	+3.135	14:52:47.042
16	1:11.561	+7.536	14:53:58.603

Lap	Lap Tm	Diff	Time of Day
(222) CARLOS ANDRADE			
1	1:05.418	+0.674	14:37:27.026
2	1:05.539	+0.795	14:38:32.565
3	1:05.897	+1.153	14:39:38.462
4	1:05.988	+1.244	14:40:44.450
5	1:05.989	+1.245	14:41:50.439
6	1:07.194	+2.450	14:42:57.633
7	1:05.383	+0.639	14:44:03.016
8	1:04.744		14:45:07.760
9	1:05.393	+0.649	14:46:13.153
10	1:05.849	+1.105	14:47:19.002
11	1:07.015	+2.271	14:48:26.017
12	1:06.726	+1.982	14:49:32.743
13	1:07.129	+2.385	14:50:39.872
14	1:07.579	+2.835	14:51:47.451
15	1:07.680	+2.936	14:52:55.131
16	1:07.940	+3.196	14:54:03.071

Lap	Lap Tm	Diff	Time of Day
(5) LUIZ GUZZON			
1	1:07.019	+0.902	14:37:29.489
2	1:06.117		14:38:35.606
3	1:07.946	+1.829	14:39:43.552
4	1:22.125	+16.008	14:41:05.677
5	1:10.356	+4.239	14:42:16.033
6	1:10.674	+4.557	14:43:26.707
7	1:10.831	+4.714	14:44:37.538
8	1:09.744	+3.627	14:45:47.282
9	1:09.352	+3.235	14:46:56.634
10	1:10.588	+4.471	14:48:07.222
11	1:09.587	+3.470	14:49:16.809
12	1:07.942	+1.825	14:50:24.751
13	1:11.381	+5.264	14:51:36.132
14	1:09.389	+3.272	14:52:45.521
15	1:09.380	+3.263	14:53:54.901

Lap	Lap Tm	Diff	Time of Day
(46) MÁRCIO BRIGIDO			
1	1:10.260	+1.351	14:37:35.584
2	1:08.909		14:38:44.493
3	1:10.356	+1.447	14:39:54.849
4	1:11.302	+2.393	14:41:06.151
5	1:10.695	+1.786	14:42:16.846
6	1:10.462	+1.553	14:43:27.308
7	1:10.688	+1.779	14:44:37.996
8	1:10.393	+1.484	14:45:48.389
9	1:10.766	+1.857	14:46:59.155
10	1:10.534	+1.625	14:48:09.689
11	1:11.812	+2.903	14:49:21.501
12	1:11.917	+3.008	14:50:33.418
13	1:12.234	+3.325	14:51:45.652
14	1:12.392	+3.483	14:52:58.044
15	1:12.724	+3.815	14:54:10.768

Lap	Lap Tm	Diff	Time of Day
(815) GABRIEL RUBIM			
1	1:11.311	+1.436	14:37:36.952
2	1:12.453	+2.578	14:38:49.405
3	1:14.802	+4.927	14:40:04.207
4	1:09.875		14:41:14.082
5	1:10.131	+0.256	14:42:24.213
6	1:12.718	+2.843	14:43:36.931

Lap	Lap Tm	Diff	Time of Day
7	1:10.427	+0.552	14:44:47.358
8	1:11.767	+1.892	14:45:59.125
9	1:10.579	+0.704	14:47:09.704
10	1:10.425	+0.550	14:48:20.129
11	1:11.225	+1.350	14:49:31.354
12	1:11.603	+1.728	14:50:42.957
13	1:10.933	+1.058	14:51:53.890
14	1:11.743	+1.868	14:53:05.633
15	1:11.076	+1.201	14:54:16.709

Lap	Lap Tm	Diff	Time of Day
(22) XANDY MELLO			
1	1:08.171	+0.566	14:37:31.504
2	1:07.605		14:38:39.109
3	1:09.039	+1.434	14:39:48.148
4	1:10.407	+2.802	14:40:58.555
5	1:08.785	+1.180	14:42:07.340
6	1:09.708	+2.103	14:43:17.048
7	1:11.176	+3.571	14:44:28.224
8	1:11.233	+3.628	14:45:39.457
9	1:11.814	+4.209	14:46:51.271
10	1:16.362	+8.757	14:48:07.633
11	1:13.765	+6.160	14:49:21.398
12	1:24.055	+16.450	14:50:45.453
13	1:17.830	+10.225	14:52:03.283
14	1:17.559	+9.954	14:53:20.842

Lap	Lap Tm	Diff	Time of Day
(8) ENDERSON OLIVEIRA			
1	1:14.474	+2.155	14:37:40.705
2	1:12.742	+0.423	14:38:53.447
3	1:12.319		14:40:05.766
4	1:13.406	+1.087	14:41:19.172
5	1:13.147	+0.828	14:42:32.319
6	1:14.686	+2.367	14:43:47.005
7	1:15.626	+3.307	14:45:02.631
8	1:17.561	+5.242	14:46:20.192
9	1:16.882	+4.563	14:47:37.074
10	1:18.757	+6.438	14:48:55.831
11	1:17.668	+5.349	14:50:13.499
12	1:19.241	+6.922	14:51:32.740
13	1:18.326	+6.007	14:52:51.066
14	1:17.098	+4.779	14:54:08.164

Lap	Lap Tm	Diff	Time of Day
(680) WALTER MOULAZ			
1	1:11.867		14:38:01.548
2	1:12.036	+0.169	14:39:13.584
3	1:12.487	+0.620	14:40:26.071
4	1:16.951	+5.084	14:41:43.022
5	1:15.606	+3.739	14:42:58.628
6	1:18.524	+6.657	14:44:17.152
7	1:19.383	+7.516	14:45:36.535
8	1:16.598	+4.731	14:46:53.133
9	1:25.962	+14.095	14:48:19.095
10	1:22.649	+10.782	14:49:41.744
11	1:16.976	+5.109	14:50:58.720
12	1:17.298	+5.431	14:52:16.018
13	1:17.630	+5.763	14:53:33.648

Lap	Lap Tm	Diff	Time of Day
(31) JOÃO HELI			
1	1:11.898		14:37:36.335
2	1:12.579	+0.681	14:38:48.914
3	1:13.648	+1.750	14:40:02.562
4	1:14.619	+2.721	14:41:17.181
5	1:14.301	+2.403	14:42:31.482
6	1:14.699	+2.801	14:43:46.181
7	1:25.203	+13.305	14:45:11.384

MX RONDÔNIA - 3a Etapa

IMPORTADA PRO

Machadinho D'Oeste/RO 0,900 Km

1a Bateria

10/09/2023 16:00

Corrida iniciado em 14:35:43

Lap	Lap Tm	Diff	Time of Day
(200) ANDERSON ZANELLA			
1	1:18.435		14:37:46.579
2	1:21.456	+3.021	14:39:08.035
3	1:26.348	+7.913	14:40:34.383
(9) ANTHONY BARRIOS			
1	1:49.593		14:38:11.377

Lap	Lap Tm	Diff	Time of Day
-----	--------	------	-------------

Lap	Lap Tm	Diff	Time of Day
-----	--------	------	-------------



09 e 10
SETEMBRO
2023



PREFEITURA DE
**MACHADINHO
D'OESTE**
Um Novo Tempo!



MX RONDÔNIA - 3a Etapa

Classificado por voltas

IMPORTADA PRO

Machadinho D'Oeste/RO 0,900 Km

1a Bateria

10/09/2023 16:00

Corrida iniciado em 14:35:43

Pos	No.	Nome	Classe	Voltas	Diff	Moto	Cidade	Patrocinador
1	169	DIEGO HENNING	IMP PRO	16		YAMAHA	JI-PARANÁ	MRP RACING-FEDERAL BURGER-ANTENA HITS FM-MEGA BON SORVETE
2	456	ENZO DOTTO	IMP PRO	16	18.213	YAMAHA	CACOAL	DOTTO MIX-REVISIA AUTO CENTER
3	1	HUGO AMARAL	IMP PRO	16	26.843	SUZUKI	PORTO VELHO	FOX MOTOS]
4	313	RIDERSON CARLOS	IMP PRO	16	40.722	YAMAHA	RIO BRANCO/AC	80 MOTO PEÇAS-RECOL MOTOS-YAMAHA-LÍDER AUTO CENTER
5	222	CARLOS ANDRADE	IMP PRO	16	45.190	HONDA	NOVA MUTUM PARAN.	AUTO CENTER LÍDER-DRAGA VITÓRIA-IOT CENTRO ORTOPEDIA
6	5	LUIZ GUZZON	IMP PRO	15	1 Volta	KAWASAKI	COLNIZA/MT	BRUMATTI MOTOS/FAZENDA PALMITO/FAZENDA BABAÇU
7	46	MÁRCIO BRIGIDO	IMP PRO	15	1 Volta	YAMAHA	CACOAL	CASA ALEGRIA-BIDU BRASIL UNIFORMES-SELECTA E SPECIALITA-MEGA
8	815	GABRIEL RUBIM	IMP PRO	15	1 Volta	KAWASAKI	MACHADINHO D'OEST	TOP 1 AUTO CENTER-JC ARCONDICIONADO-MODELO TERRAPLANAGEM
9	22	XANDY MELLO	IMP PRO	14	2 Voltas	SUZUKI	ARIQUEMES	ORIENTE COMÉRCIO DE PEÇAS
10	8	ENDERSON OLIVEIRA	IMP PRO	14	2 Voltas	HONDA	SENA MADUREIRA/AC	MRP-JPRACING-GARRA
11	680	WALTER MOULAZ	IMP PRO	13	3 Voltas	YAMAHA	BURITIS	SEMENTES LAVROQUÍMICA
12	31	JOÃO HELI	IMP PRO	7	9 Voltas	KAWASAKI	ALTO PARAÍSO	FAZENDA OURO VERDE 1
13	200	ANDERSON ZANELLA	IMP PRO	3	13 Voltas	YAMAHA	MANAUS/AM	EXTINTORES ZANELLA
14	9	ANTHONY BARRIOS	IMP PRO	1	15 Voltas	HONDA	PERU	

Margem da Vitoria

velocidade Media

Tempo Melhor volta

Melhor Veloc.

Melhor Volta por..

18.213

49,181



1:01.577

52,617

169 - DIEGO HENNING

Cronometragem: MARCOS A. MANCINI - Diretor de Prova: EVERTON TCHURMA

Orbits



MX RONDÔNIA - 3a Etapa

IMPORTADA PRO

Machadinho D'Oeste/RO 0,900 Km

2a Bateria

10/09/2023 17:00

Corrida iniciado em 17:06:47

Lap	Lap Tm	Diff	Time of Day
(169) DIEGO HENNING			
1	1:01.338	+1.692	17:08:24.508
2	1:00.374	+0.728	17:09:24.882
3	1:00.383	+0.737	17:10:25.265
4	59.646		17:11:24.911
5	1:00.408	+0.762	17:12:25.319
6	1:02.481	+2.835	17:13:27.800
7	1:02.454	+2.808	17:14:30.254
8	1:00.336	+0.690	17:15:30.590
9	1:02.183	+2.537	17:16:32.773
10	1:01.346	+1.700	17:17:34.119
11	1:04.120	+4.474	17:18:38.239
12	1:03.248	+3.602	17:19:41.487
13	1:02.474	+2.828	17:20:43.961
14	1:02.885	+3.239	17:21:46.846
15	1:01.657	+2.011	17:22:48.503
16	1:01.155	+1.509	17:23:49.658
17	1:02.627	+2.981	17:24:52.285
(313) RIDERSON CARLOS			
1	1:06.006	+3.565	17:08:31.764
2	1:04.673	+2.232	17:09:36.437
3	1:04.725	+2.284	17:10:41.162
4	1:03.154	+0.713	17:11:44.316
5	1:03.298	+0.857	17:12:47.614
6	1:02.494	+0.053	17:13:50.108
7	1:02.441		17:14:52.549
8	1:03.753	+1.312	17:15:56.302
9	1:04.344	+1.903	17:17:00.646
10	1:04.645	+2.204	17:18:05.291
11	1:04.123	+1.682	17:19:09.414
12	1:05.401	+2.960	17:20:14.815
13	1:05.362	+2.921	17:21:20.177
14	1:04.001	+1.560	17:22:24.178
15	1:04.734	+2.293	17:23:28.912
16	1:08.092	+5.651	17:24:37.004
17	1:11.134	+8.693	17:25:48.138
(222) CARLOS ANDRADE			
1	1:04.608	+1.030	17:08:27.001
2	1:03.578		17:09:30.579
3	1:05.594	+2.016	17:10:36.173
4	1:03.935	+0.357	17:11:40.108
5	1:03.590	+0.012	17:12:43.698
6	1:05.034	+1.456	17:13:48.732
7	1:04.317	+0.739	17:14:53.049
8	1:07.528	+3.950	17:16:00.577
9	1:06.058	+2.480	17:17:06.635
10	1:04.769	+1.191	17:18:11.404
11	1:05.015	+1.437	17:19:16.419
12	1:05.738	+2.160	17:20:22.157
13	1:05.083	+1.505	17:21:27.240
14	1:05.262	+1.684	17:22:32.502
15	1:06.428	+2.850	17:23:38.930
16	1:06.854	+3.276	17:24:45.784
17	1:09.838	+6.260	17:25:55.622
(456) ENZO DOTTO			
1	1:05.121	+0.533	17:08:29.365
2	1:04.884	+0.296	17:09:34.249
3	1:04.601	+0.013	17:10:38.850
4	1:04.814	+0.226	17:11:43.664
5	1:05.038	+0.450	17:12:48.702
6	1:06.236	+1.648	17:13:54.938
7	1:04.609	+0.021	17:14:59.547

Lap	Lap Tm	Diff	Time of Day
8	1:05.791	+1.203	17:16:05.338
9	1:05.987	+1.399	17:17:11.325
10	1:05.377	+0.789	17:18:16.702
11	1:06.020	+1.432	17:19:22.722
12	1:04.588		17:20:27.310
13	1:07.500	+2.912	17:21:34.810
14	1:06.962	+2.374	17:22:41.772
15	1:07.108	+2.520	17:23:48.880
16	1:08.069	+3.481	17:24:56.949
(1) HUGO AMARAL			
1	1:03.027	+0.206	17:09:14.893
2	1:02.821		17:10:17.714
3	1:03.402	+0.581	17:11:21.116
4	1:02.868	+0.047	17:12:23.984
5	1:04.874	+2.053	17:13:28.858
6	1:03.086	+0.265	17:14:31.944
7	1:04.543	+1.722	17:15:36.487
8	1:07.475	+4.654	17:16:43.962
9	1:04.665	+1.844	17:17:48.627
10	1:04.335	+1.514	17:18:52.962
11	1:04.410	+1.589	17:19:57.372
12	1:04.119	+1.298	17:21:01.491
13	1:05.199	+2.378	17:22:06.690
14	1:06.684	+3.863	17:23:13.374
15	1:05.419	+2.598	17:24:18.793
16	1:07.396	+4.575	17:25:26.189
(22) XANDY MELLO			
1	1:06.454	+0.528	17:08:34.758
2	1:05.926		17:09:40.684
3	1:07.346	+1.420	17:10:48.030
4	1:08.108	+2.182	17:11:56.138
5	1:09.317	+3.391	17:13:05.455
6	1:09.600	+3.674	17:14:15.055
7	1:11.282	+5.356	17:15:26.337
8	1:12.343	+6.417	17:16:38.680
9	1:12.564	+6.638	17:17:51.244
10	1:10.927	+5.001	17:19:02.171
11	1:10.881	+4.955	17:20:13.052
12	1:12.607	+6.681	17:21:25.659
13	1:12.635	+6.709	17:22:38.294
14	1:13.985	+8.059	17:23:52.279
15	1:10.968	+5.042	17:25:03.247
(46) MÁRCIO BRIGIDO			
1	1:10.137	+1.984	17:08:40.121
2	1:10.021	+1.868	17:09:50.142
3	1:10.763	+2.610	17:11:00.905
4	1:08.153		17:12:09.058
5	1:11.147	+2.994	17:13:20.205
6	1:11.226	+3.073	17:14:31.431
7	1:09.890	+1.737	17:15:41.321
8	1:09.450	+1.297	17:16:50.771
9	1:09.849	+1.696	17:18:00.620
10	1:11.443	+3.290	17:19:12.063
11	1:11.103	+2.950	17:20:23.166
12	1:10.590	+2.437	17:21:33.756
13	1:10.257	+2.104	17:22:44.013
14	1:11.223	+3.070	17:23:55.236
15	1:10.483	+2.330	17:25:05.719
(69) MICHEL DELLA LIBERA			
1	1:09.519	+0.285	17:08:36.140
2	1:09.234		17:09:45.374
3	1:10.633	+1.399	17:10:56.007

Lap	Lap Tm	Diff	Time of Day
4	1:11.392	+2.158	17:12:07.399
5	1:11.497	+2.263	17:13:18.896
6	1:11.127	+1.893	17:14:30.023
7	1:12.124	+2.890	17:15:42.147
8	1:12.127	+2.893	17:16:54.274
9	1:18.894	+9.660	17:18:13.168
10	1:16.704	+7.470	17:19:29.872
11	1:15.808	+6.574	17:20:45.680
12	1:16.205	+6.971	17:22:01.885
13	1:16.577	+7.343	17:23:18.462
14	1:14.458	+5.224	17:24:32.920
15	1:17.856	+8.622	17:25:50.776
(18) EVANDRO ZANELLA			
1	1:09.735		17:08:41.158
2	1:10.100	+0.365	17:09:51.258
3	1:12.622	+2.887	17:11:03.880
4	1:11.839	+2.104	17:12:15.719
5	1:15.199	+5.464	17:13:30.918
6	1:13.046	+3.311	17:14:43.964
7	1:14.486	+4.751	17:15:58.450
8	1:15.609	+5.874	17:17:14.059
9	1:14.566	+4.831	17:18:28.625
10	1:16.430	+6.695	17:19:45.055
11	1:14.407	+4.672	17:20:59.462
12	1:16.162	+6.427	17:22:15.624
13	1:15.903	+6.168	17:23:31.527
14	1:12.704	+2.969	17:24:44.231
15	1:16.287	+6.552	17:26:00.518
(9) ANTHONY BARRIOS			
1	1:10.695	+0.425	17:08:38.234
2	1:12.649	+2.379	17:09:50.883
3	1:11.993	+1.723	17:11:02.876
4	1:19.999	+9.729	17:12:22.875
5	1:14.530	+4.260	17:13:37.405
6	1:11.150	+0.880	17:14:48.555
7	1:46.152	+35.882	17:16:34.707
8	1:15.219	+4.949	17:17:49.926
9	1:10.940	+0.670	17:19:00.866
10	1:10.270		17:20:11.136
11	1:12.641	+2.371	17:21:23.777
12	1:11.851	+1.581	17:22:35.628
13	1:11.256	+0.986	17:23:46.884
14	1:12.872	+2.602	17:24:59.756
(31) JOÃO HELI			
1	1:10.806	+0.400	17:08:38.963
2	1:10.406		17:09:49.369
3	1:12.131	+1.725	17:11:01.500
4	1:13.087	+2.681	17:12:14.587
5	1:18.876	+8.470	17:13:33.463
6	1:15.792	+5.386	17:14:49.255
7	1:28.764	+18.358	17:16:18.019
8	1:20.907	+10.501	17:17:38.926
9	1:20.367	+9.961	17:18:59.293
10	1:19.018	+8.612	17:20:18.311
11	1:45.783	+35.377	17:22:04.094
12	1:18.786	+8.380	17:23:22.880
13	1:20.200	+9.794	17:24:43.080
14	1:23.483	+13.077	17:26:06.563
(200) ANDERSON ZANELLA			
1	1:32.392	+6.691	17:09:01.899
2	1:25.701		17:10:27.600

MX RONDÔNIA - 3a Etapa

Classificado por voltas

IMPORTADA PRO

Machadinho D'Oeste/RO 0,900 Km

2a Bateria

10/09/2023 17:00

Corrida iniciado em 17:06:47

Pos	No.	Nome	Classe	Voltas	Diff	Moto	Cidade	Patrocinador
1	169	DIEGO HENNING	IMP PRO	17		YAMAHA	JI-PARANÁ	MRP RACING-FEDERAL BURGER-ANTENA HITS FM-MEGA BOM SO RVETE
2	313	RIDERSON CARLOS	IMP PRO	17	55.853	YAMAHA	RIO BRANCO/AC	80 MOTO PEÇAS-RECOL MOTOS-YAMAHA-LÍDER AUTO CENTER
3	222	CARLOS ANDRADE	IMP PRO	17	1:03.337	HONDA	NOVA MUTUM PARAN.	AUTO CENTER LÍDER-DRAGA VITÓRIA-IOT CENTRO ORTOPEDIA
4	456	ENZO DOTTO	IMP PRO	16	1 Volta	YAMAHA	CACOAL	DOTTO MIX-REVISIA AUTO CENTER
5	1	HUGO AMARAL	IMP PRO	16	1 Volta	SUZUKI	PORTO VELHO	FOX MOTOS]
6	22	XANDY MELLO	IMP PRO	15	2 Voltas	SUZUKI	ARIQUEMES	ORIENTE COMÉRCIO DE PEÇAS
7	46	MÁRCIO BRIGIDO	IMP PRO	15	2 Voltas	YAMAHA	CACOAL	CASA ALEGRIA-BIDU BRASIL UNIFORMES-SELECTA E SPECIALITA-MEGA
8	69	MICHEL DELLA LIBERA	IMP PRO	15	2 Voltas	HONDA	PRIMAVERA DE ROND	BRUMATI MOTOS
9	18	EVANDRO ZANELLA	IMP PRO	15	2 Voltas	HONDA	SÃO PAULO/SP	EXTINTORES ZANELLA
10	9	ANTHONY BARRIOS	IMP PRO	14	3 Voltas	HONDA	PERU	
11	31	JOÃO HELI	IMP PRO	14	3 Voltas	KAWASAKI	ALTO PARAÍSO	FAZENDA OURO VERDE 1
12	200	ANDERSON ZANELLA	IMP PRO	2	15 Voltas	YAMAHA	MANAUS/AM	EXTINTORES ZANELLA

Margem da Vitoria

velocidade Media

Tempo Melhor volta

Melhor Veloc.

Melhor Volta por..

55.853

50,759

59.646

54,320

169 - DIEGO HENNING

Cronometragem: MARCOS A. MANCINI - Diretor de Prova: EVERTON TCHURMA


Orbits

MX RONDÔNIA - 3a Etapa

IMPORTADA PRO

Machadinho D'Oeste/RO 0,900 Km

Nova união



POS	No.	PILOTO	CATEG	1a BAT	2a BAT	TOTAL	MOTO	CIDADE
1	169	DIEGO HENNING	IMP PRO	25	25	50	YAMAHA	JI-PARANÁ
2	313	RIDERSON CARLOS	IMP PRO	18	22	40	YAMAHA	RIO BRANCO/AC
3	456	ENZO DOTTO	IMP PRO	22	18	40	YAMAHA	CACOAL
4	222	CARLOS ANDRADE	IMP PRO	16	20	36	HONDA	NOVA MUTUM PARANÁ
5	1	HUGO AMARAL	IMP PRO	20	16	36	SUZUKI	PORTO VELHO
6	46	MÁRCIO BRIGIDO	IMP PRO	14	14	28	YAMAHA	CACOAL
7	22	XANDY MELLO	IMP PRO	12	15	27	SUZUKI	ARIQUEMES
8	31	JOÃO HELI	IMP PRO	9	10	19	KAWASAKI	ALTO PARAÍSO
9	9	ANTHONY BARRIOS	IMP PRO	7	11	18	HONDA	PERU
10	200	ANDERSON ZANELLA	IMP PRO	8	9	17	YAMAHA	MANAUS/AM
11	5	LUIZ GUZZON	IMP PRO	15	--	15	KAWASAKI	COLNIZA/MT
12	815	GABRIEL RUBIM	IMP PRO	13	--	13	KAWASAKI	MACHADINHO D'OESTE
13	69	MICHEL DELLA LIBERA	IMP PRO	--	13	13	HONDA	PRIMAVERA DE RONDÔNIA
14	18	EVANDRO ZANELLA	IMP PRO	--	12	12	HONDA	SÃO PAULO/SP
15	8	ENDERSON OLIVEIRA	IMP PRO	11	--	11	HONDA	SENA MADUREIRA/AC
16	680	WALTER MOULAZ	IMP PRO	10	--	10	YAMAHA	BURITIS

MX RONDÔNIA - 3a Etapa

IMPORTADA PRO

Machadinho D'Oeste/RO 0,900 Km

Treino Cronometrado

09/09/2023 17:00

Qualificação iniciado em 17:13:59

Lap	Lap Tm	Diff	Time of Day
(1) HUGO AMARAL			
1	1:19.790	+15.849	17:17:03.133
2	1:15.611	+11.670	17:18:18.744
3	1:19.350	+15.409	17:19:38.094
4	1:07.572	+3.631	17:20:45.666
5	2:03.528	+59.587	17:22:49.194
6	1:05.936	+1.995	17:23:55.130
7	2:09.472	+1:05.531	17:26:04.602
8	1:04.132	+0.191	17:27:08.734
9	1:48.413	+44.472	17:28:57.147
10	1:03.941		17:30:01.088

(169) DIEGO HENNING			
1	1:14.113	+8.378	17:16:10.491
2	2:54.757	+1:49.022	17:19:05.248
3	1:06.750	+1.015	17:20:11.998
4	1:09.175	+3.440	17:21:21.173
5	3:13.005	+2:07.270	17:24:34.178
6	1:05.870	+0.135	17:25:40.048
7	1:05.735		17:26:45.783
8	1:29.665	+23.930	17:28:15.448
9	1:05.915	+0.180	17:29:21.363

(222) CARLOS ANDRADE			
1	1:14.225	+5.130	17:16:11.879
2	1:12.610	+3.515	17:17:24.489
3	1:09.095		17:18:33.584
4	1:21.114	+12.019	17:19:54.698
5	2:01.533	+52.438	17:21:56.231

(456) ENZO DOTTO			
1	1:17.076	+6.291	17:16:19.168
2	1:17.044	+6.259	17:17:36.212
3	1:13.591	+2.806	17:18:49.803
4	1:11.834	+1.049	17:20:01.637
5	1:11.455	+0.670	17:21:13.092
6	2:49.530	+1:38.745	17:24:02.622
7	1:11.125	+0.340	17:25:13.747
8	1:11.992	+1.207	17:26:25.739
9	1:27.230	+16.445	17:27:52.969
10	1:10.785		17:29:03.754

(313) RIDERSON CARLOS			
1	1:16.136	+3.479	17:16:08.874
2	1:12.657		17:17:21.531

(92) RODRIGO CAGNAN			
1	1:20.041	+7.076	17:16:28.976
2	1:24.521	+11.556	17:17:53.497
3	1:15.290	+2.325	17:19:08.787
4	1:12.965		17:20:21.752
5	1:14.973	+2.008	17:21:36.725
6	1:16.173	+3.208	17:22:52.898
7	1:14.962	+1.997	17:24:07.860
8	1:14.393	+1.426	17:25:22.253

(22) XANDY MELLO			
1	1:32.335	+18.680	17:16:38.362
2	1:15.720	+2.065	17:17:54.082
3	1:24.934	+11.279	17:19:19.016
4	1:13.655		17:20:32.671
5	1:36.295	+22.640	17:22:08.966
6	1:14.895	+1.240	17:23:23.861
7	1:36.563	+22.908	17:25:00.424

Lap	Lap Tm	Diff	Time of Day
(28) MICKAEL FOGAÇA			
1	1:18.009	+3.850	17:16:40.836
2	1:29.735	+15.576	17:18:10.571
3	1:16.779	+2.620	17:19:27.350
4	1:14.159		17:20:41.509

(63) TALLE RODRIGUES			
1	1:27.562	+8.881	17:18:51.502
2	1:28.286	+9.605	17:20:19.788
3	1:25.335	+6.654	17:21:45.123
4	4:55.806	+3:37.125	17:26:40.929
5	1:18.681		17:27:59.610

(3) RODRIGO BRUMATTI			
1	1:26.851	+7.710	17:16:54.180
2	1:29.651	+10.510	17:18:23.831
3	1:20.450	+1.309	17:19:44.281
4	1:23.351	+4.210	17:21:07.632
5	1:19.141		17:22:26.773

(680) WALTER MOULAZ			
1	2:54.085	+1:30.473	17:18:08.527
2	1:23.612		17:19:32.139
3	9:32.839	+8:09.227	17:29:04.978

(5) LUIZ GUZZON			
1	1:27.066	+3.453	17:16:52.760
2	1:23.797	+0.184	17:18:16.557
3	1:24.388	+0.775	17:19:40.945
4	1:23.613		17:21:04.558
5	1:26.927	+3.314	17:22:31.485
6	1:25.509	+1.896	17:23:56.994
7	1:35.679	+12.066	17:25:32.673

(46) MÁRCIO BRIGIDO			
1	1:30.607	+3.085	17:16:32.506
2	1:27.522		17:18:00.028

(200) ANDERSON ZANELLA			
1	2:23.359		17:17:44.359



09 e 10
SETEMBRO
2023



PREFEITURA DE
**MACHADINHO
D'OESTE**
Um Novo Tempo!



MX RONDÔNIA - 3a Etapa

Classificado pela melhor volta

IMPORTADA PRO

Machadinho D'Oeste/RO 0,900 Km

Treino Cronometrado

09/09/2023 17:00

Qualificação iniciado em 17:13:59

Pos	No.	Nome	Classe	M. Tempo	Diff	Moto	Cidade	Patrocinador
1	1	HUGO AMARAL	IMP PRO	1:03.941		SUZUKI	PORTO VELHO	FOX MOTOS]
2	169	DIEGO HENNING	IMP PRO	1:05.735	1.794	YAMAHA	JI-PARANÁ	III BACINI-FEDERAL BURGER-INTER-RTS-PI
3	222	CARLOS ANDRADE	IMP PRO	1:09.095	5.154	HONDA	NOVA MUTUM PA	AUTO CENTER LÍDER-DRAGA VITÓRIA-IOT CENT
4	456	ENZO DOTTO	IMP PRO	1:10.785	6.844	YAMAHA	CACOAL	DOTTO MIX-REVISIA AUTO CENTER
5	313	RIDERSON CARLOS	IMP PRO	1:12.657	8.716	YAMAHA	RIO BRANCO/AC	80 MOTO PEÇAS-RECOL MOTOS-YAMAHA-LÍDER
6	92	RODRIGO CAGNAN	IMP PRO	1:12.965	9.024	HONDA	VISTA ALEGRE DI	COMANDO MOTOS
7	22	XANDY MELLO	IMP PRO	1:13.655	9.714	SUZUKI	ARIQUEMES	ORIENTE COMÉRCIO DE PEÇAS
8	28	MICKAEL FOGAÇA	IMP PRO	1:14.159	10.218	YAMAHA	VISTA ALEGRE DI	FEDERAL BURGUER-GRUPO SM-AUTO CENTER LÍ
9	63	TALLES RODRIGUES	IMP PRO	1:18.681	14.740	HONDA	MONTE NEGRO	VIVIANE PEDRAÇA ODONTOLOGIA
10	3	RODRIGO BRUMATTI	IMP PRO	1:19.141	15.200	KAWASAKI	ESPIGÃO DO OES	BRUMATTI MOTOS-CALHAS COMETA
11	680	WALTER MOULAZ	IMP PRO	1:23.612	19.671	YAMAHA	BURITIS	SEMENTES LAVROQUÍMICA
12	5	LUIZ GUZZON	IMP PRO	1:23.613	19.672	KAWASAKI	COLNIZA/MT	BRUMATTI MOTOS/FAZENDA PALMITO/FAZENDA
13	46	MÁRCIO BRIGIDO	IMP PRO	1:27.522	23.581	YAMAHA	CACOAL	CASA ALEGRIA-BIDU BRASIL UNIFORMES-SELECT
14	200	ANDERSON ZANELLA	IMP PRO	2:23.359	1:19.418	YAMAHA	MANAUS/AM	EXTINTORES ZANELLA

Cronometragem: MARCOS A. MANCINI - Diretor de Prova: EVERTON TCHURMA

Orbits



MX RONDÔNIA - 3a Etapa

JÚNIOR / FEMININA

Machadinho D'Oeste/RO 0,900 Km

Corrida

10/09/2023 12:30

Corrida iniciado em 12:53:24

Lap	Lap Tm	Diff	Time of Day
(200) ALYSON ZANELLA			
1	1:11.108	+2.054	12:55:15.737
2	1:09.180	+0.126	12:56:24.917
3	1:10.319	+1.265	12:57:35.236
4	1:12.998	+3.944	12:58:48.234
5	1:12.755	+3.701	13:00:00.989
6	1:10.798	+1.744	13:01:11.787
7	1:12.059	+3.005	13:02:23.846
8	1:11.984	+2.930	13:03:35.830
9	1:11.648	+2.594	13:04:47.478
10	1:09.800	+0.746	13:05:57.278
11	1:09.849	+0.795	13:07:07.127
12	1:11.552	+2.498	13:08:18.679
13	1:11.626	+2.572	13:09:30.305
14	1:09.054		13:10:39.359
15	1:10.216	+1.162	13:11:49.575
(17) NICOLAS RIVERA			
1	1:11.675	+2.575	12:55:17.670
2	1:09.246	+0.146	12:56:26.916
3	1:22.014	+12.914	12:57:48.930
4	1:10.876	+1.776	12:58:59.806
5	1:09.817	+0.717	13:00:09.623
6	1:11.702	+2.602	13:01:21.325
7	1:09.100		13:02:30.425
8	1:10.541	+1.441	13:03:40.966
9	1:09.543	+0.443	13:04:50.509
10	1:09.501	+0.401	13:06:00.010
11	1:09.295	+0.195	13:07:09.305
12	1:10.571	+1.471	13:08:19.876
13	1:14.575	+5.475	13:09:34.451
14	1:10.458	+1.358	13:10:44.909
15	1:10.694	+1.594	13:11:55.603
(56) RUAN OLIVEIRA			
1	1:11.494		12:55:17.130
2	1:12.228	+0.734	12:56:29.358
3	1:13.048	+1.554	12:57:42.406
4	1:13.226	+1.732	12:58:55.632
5	1:17.021	+5.527	13:00:12.653
6	1:24.647	+13.153	13:01:37.300
7	1:13.353	+1.859	13:02:50.653
8	1:13.981	+2.487	13:04:04.634
9	1:13.697	+2.203	13:05:18.331
10	1:13.897	+2.403	13:06:32.228
11	1:12.702	+1.208	13:07:44.930
12	1:13.818	+2.324	13:08:58.748
13	1:14.708	+3.214	13:10:13.456
14	1:14.832	+3.338	13:11:28.288
15	1:16.295	+4.801	13:12:44.583
(338) KAYKE GABRIEL			
1	1:15.843	+1.895	12:55:23.874
2	1:14.268	+0.320	12:56:38.142
3	1:15.873	+1.925	12:57:54.015
4	1:14.893	+0.945	12:59:08.908
5	1:13.948		13:00:22.856
6	1:18.687	+4.739	13:01:41.543
7	1:16.752	+2.804	13:02:58.295
8	1:15.596	+1.648	13:04:13.891
9	1:15.841	+1.893	13:05:29.732
10	1:17.172	+3.224	13:06:46.904
11	1:16.462	+2.514	13:08:03.366
12	1:15.272	+1.324	13:09:18.638
13	1:15.244	+1.296	13:10:33.882

Lap	Lap Tm	Diff	Time of Day
14	1:14.751	+0.803	13:11:48.633
15	1:15.180	+1.232	13:13:03.813
(49) YCARO GABRIEL			
1	1:17.002	+4.650	12:55:28.459
2	1:14.645	+2.293	12:56:43.104
3	1:14.258	+1.906	12:57:57.362
4	1:12.352		12:59:09.714
5	1:33.980	+21.628	13:00:43.694
6	1:17.123	+4.771	13:02:00.817
7	1:15.618	+3.266	13:03:16.435
8	1:13.839	+1.487	13:04:30.274
9	1:12.495	+0.143	13:05:42.769
10	1:13.813	+1.461	13:06:56.582
11	1:14.303	+1.951	13:08:10.885
12	1:19.661	+7.309	13:09:30.546
13	1:21.031	+8.679	13:10:51.577
14	1:16.324	+3.972	13:12:07.901
(10) EMELY ZANELLA			
1	1:17.633	+3.038	12:55:26.852
2	1:15.324	+0.729	12:56:42.176
3	1:17.558	+2.963	12:57:59.734
4	1:17.199	+2.604	12:59:16.933
5	1:18.306	+3.711	13:00:35.239
6	1:17.958	+3.363	13:01:53.197
7	1:17.712	+3.117	13:03:10.909
8	1:16.612	+2.017	13:04:27.521
9	1:16.582	+1.987	13:05:44.103
10	1:19.010	+4.415	13:07:03.113
11	1:19.092	+4.497	13:08:22.205
12	1:18.726	+4.131	13:09:40.931
13	1:16.055	+1.460	13:10:56.986
14	1:14.595		13:12:11.581
(50) LUIZ GABRIEL			
1	1:26.401	+12.441	12:55:33.866
2	1:16.518	+2.558	12:56:50.384
3	1:15.313	+1.353	12:58:05.697
4	1:13.960		12:59:19.657
5	1:24.751	+10.791	13:00:44.408
6	1:15.047	+1.087	13:01:59.455
7	1:15.418	+1.458	13:03:14.873
8	1:16.514	+2.554	13:04:31.387
9	1:17.493	+3.533	13:05:48.880
10	1:21.831	+7.871	13:07:10.711
11	1:16.140	+2.180	13:08:26.851
12	1:15.620	+1.660	13:09:42.471
13	1:16.221	+2.261	13:10:58.692
14	1:14.960	+1.000	13:12:13.652
(221) PEDRO HENRIQUE			
1	1:18.829	+3.005	12:55:31.668
2	1:15.824		12:56:47.492
3	1:17.323	+1.499	12:58:04.815
4	1:56.838	+41.014	13:00:01.653
5	1:19.332	+3.508	13:01:20.985
6	1:18.226	+2.402	13:02:39.211
7	1:19.118	+3.294	13:03:58.329
8	1:19.497	+3.673	13:05:17.826
9	1:19.489	+3.665	13:06:37.315
10	1:18.527	+2.703	13:07:55.842
11	1:19.377	+3.553	13:09:15.219
12	1:19.814	+3.990	13:10:35.033
13	1:18.983	+3.159	13:11:54.016

Lap	Lap Tm	Diff	Time of Day
(107) MARCOS VINICIUS			
1	1:28.887	+8.025	12:55:45.497
2	1:27.463	+6.601	12:57:12.960
3	1:23.313	+2.451	12:58:36.273
4	1:24.065	+3.203	13:00:00.338
5	1:22.114	+1.252	13:01:22.452
6	1:24.193	+3.331	13:02:46.645
7	1:20.862		13:04:07.507
8	1:21.218	+0.356	13:05:28.725
9	1:21.016	+0.154	13:06:49.741
10	1:22.920	+2.058	13:08:12.661
11	1:21.459	+0.597	13:09:34.120
12	1:21.824	+0.962	13:10:55.944
13	1:24.685	+3.823	13:12:20.629
(190) WERIQUE HENRIQUE			
1	1:33.794	+8.990	12:55:51.341
2	1:29.756	+4.952	12:57:21.097
3	1:29.981	+5.177	12:58:51.078
4	1:28.053	+3.249	13:00:19.131
5	1:30.161	+5.357	13:01:49.292
6	1:30.444	+5.640	13:03:19.736
7	1:29.872	+5.068	13:04:49.608
8	1:27.585	+2.781	13:06:17.193
9	1:26.883	+2.079	13:07:44.076
10	1:25.668	+0.864	13:09:09.744
11	1:24.804		13:10:34.548
12	1:27.755	+2.951	13:12:02.303
(38) KELLY PERSCH			
1	1:23.766	+1.181	12:55:40.430
2	1:26.474	+3.889	12:57:06.904
3	2:36.774	+1:14.189	12:59:43.678
4	1:28.962	+6.377	13:01:12.640
5	1:25.440	+2.855	13:02:38.080
6	1:27.178	+4.593	13:04:05.258
7	1:22.585		13:05:27.843
8	1:25.488	+2.903	13:06:53.331
9	1:26.268	+3.683	13:08:19.599
10	1:29.119	+6.534	13:09:48.718
11	1:27.410	+4.825	13:11:16.128
12	1:30.295	+7.710	13:12:46.423
(21) BEATRIZ INGREDY			
1	1:36.743	+3.315	12:55:58.419
2	1:33.428		12:57:31.847
3	1:35.021	+1.593	12:59:06.868
4	1:34.595	+1.167	13:00:41.463
5	1:34.793	+1.365	13:02:16.256
6	1:35.868	+2.440	13:03:52.124
7	1:34.918	+1.490	13:05:27.042
8	1:38.083	+4.655	13:07:05.125
9	1:41.666	+8.238	13:08:46.791
10	1:38.477	+5.049	13:10:25.268
11	1:39.154	+5.726	13:12:04.422
(17) LORENA OLIVEIRA			
1	1:44.629	+1.522	12:56:18.858
2	2:05.059	+21.952	12:58:23.917
3	1:51.205	+8.098	13:00:15.122
4	2:46.691	+1:03.584	13:03:01.813
5	1:46.798	+3.691	13:04:48.611
6	1:48.364	+5.257	13:06:36.975
7	2:07.706	+24.599	13:08:44.681
8	1:43.107		13:10:27.788
9	1:47.972	+4.865	13:12:15.760

MX RONDÔNIA - 3a Etapa


JÚNIOR / FEMININA

Machadinho D'Oeste/RO 0,900 Km

Corrida

10/09/2023 12:30

Corrida iniciado em 12:53:24



Lap	Lap Tm	Diff	Time of Day	Lap	Lap Tm	Diff	Time of Day	Lap	Lap Tm	Diff	Time of Day
(47) GABRIEL FERREIRA											
1	1:46.174	+2.206	12:56:06.952								
2	1:53.760	+9.792	12:58:00.712								
3	1:43.968		12:59:44.680								
4	1:57.458	+13.490	13:01:42.138								



09 e 10
SETEMBRO
2023



PREFEITURA DE
**MACHADINHO
D'OESTE**
Um Novo Tempo!



MX RONDÔNIA - 3a Etapa

Classificado por voltas

JÚNIOR / FEMININA

Machadinho D'Oeste/RO 0,900 Km

Corrida

10/09/2023 12:30

Corrida iniciado em 12:53:24

Pos	No.	Nome	Classe	Voltas	Diff	Moto	Cidade	Patrocinador
1	200	ALYSON ZANELLA	JR	15		HONDA	MANAUS/AM	EXTINTORES ZANELLA
2	17	NICOLAS RIVERA	JR	15	6.028	HUSQVARNA	P. MALDONADO/P/PERU	80 MOTO PEÇAS-RECOL MOTOS-YAMAHA-LÍDER AUTO CENTER
3	56	RUAN OLIVEIRA	JR	15	55.008	HONDA	ROLIM DE MOURA	ROLIMCAR AUTOMÓVEIS-MOTO MAIS+
4	338	KAYKE GABRIELL	JR	15	1:14.238	GASGAS	CACOAL	RT RACING=19 VISUAL-DS EMPREENDIMENTOS-CLÉBER ORTIZ
5	49	YCARO GABRIEL	JR	14	1 Volta	YAMAHA	MANAUS/AM	PICAPE TEAM RANCING MX
6	10	EMELY ZANELLA	JR/FEM	14	1 Volta	HONDA	RIO BRANCO/AC	HONDA GRUPO STAR-EXTINTORES ZANELLA
7	50	LUIZ GABRIEL	JR	14	1 Volta	YAMAHA	MANAUS/AM	PICAPE TEAM RANCING MX
8	221	PEDRO HENRIQUE	JR	13	2 Voltas	GASGAS	NOVA MUTUM PARAN.	AUTO CENTER LÍDER-DRAGA VITÓRIA
9	107	MARCOS VINICIUS	JR	13	2 Voltas	HONDA	SENA MADUREIRA/AC	LUCAR AUTO PEÇAS
10	190	WERIQUE HENRIQUE	JR	12	3 Voltas	HONDA	ROLIM DE MOURA	METALÚRGICA DO IRMÃO SAMUEL
11	38	KELLY PERSCH	FEM	12	3 Voltas	HONDA	ARIQUEMES	VOLMAQ PEÇAS E SERVIÇOS
12	21	BEATRIZ INGREDY	FEM	11	4 Voltas	HONDA	SÃO MIGUEL DO GUA	MORGAN TERRAPLANAGEM-TORNEARIA VITO-RONDOAGRO-MASTER
13	17	LORENA OLIVEIRA	FEM	9	6 Voltas	HONDA	MONTE NEGRO	FARMÁCIA DO SANDRO-BIEF MOTOS
14	47	GABRIEL FERREIRA	JR	4	11 Voltas	HONDA	ROLIM DE MOURA	ZENILDO AUTOMAÇÃO

Margem da Vitoria

velocidade Media

Tempo Melhor volta

Melhor Veloc.

Melhor Volta por..

6.028

43,992


1:09.054

46,920

200 - ALYSON ZANELLA

Cronometragem: MARCOS A. MANCINI - Diretor de Prova: EVERTON TCHURMA

Orbits



MX RONDÔNIA - 3a Etapa

JÚNIOR / FEMININA

Machadinho D'Oeste/RO 0,900 Km

Treino Cronometrado

09/09/2023 15:45

Qualificação iniciado em 15:43:26

Lap	Lap Tm	Diff	Time of Day
(17) NICOLAS RIVERA			
1	1:22.199	+5.277	15:45:10.725
2	1:17.382	+0.460	15:46:28.107
3	1:16.922		15:47:45.029
4	1:21.048	+4.126	15:49:06.077
5	1:24.811	+7.889	15:50:30.888
6	1:39.415	+22.493	15:52:10.303
7	1:23.131	+6.209	15:53:33.434
8	1:21.186	+4.264	15:54:54.620
9	1:21.422	+4.500	15:56:16.042
10	1:25.339	+8.417	15:57:41.381
11	1:18.690	+1.768	15:59:00.071

(200) ALYSON ZANELLA			
1	1:29.926	+8.579	15:46:52.397
2	1:24.023	+2.676	15:48:16.420
3	1:22.229	+0.882	15:49:38.649
4	1:26.016	+4.669	15:51:04.665
5	1:21.347		15:52:26.012
6	1:23.277	+1.930	15:53:49.289
7	1:23.714	+2.367	15:55:13.003
8	1:23.229	+1.882	15:56:36.232
9	1:24.077	+2.730	15:58:00.309
10	1:21.666	+0.319	15:59:21.975

(50) LUIZ GABRIEL			
1	1:36.954	+13.618	15:45:59.475
2	1:28.181	+4.845	15:47:27.656
3	1:23.336		15:48:50.992
4	2:19.693	+56.357	15:51:10.685
5	1:26.501	+3.165	15:52:37.186
6	1:27.258	+3.922	15:54:04.444
7	1:30.478	+7.142	15:55:34.922
8	2:21.752	+58.416	15:57:56.674
9	1:30.919	+7.583	15:59:27.593

(49) YCARO GABRIEL			
1	1:39.651	+13.093	15:45:45.998
2	1:31.931	+5.373	15:47:17.929
3	1:28.991	+2.433	15:48:46.920
4	1:26.558		15:50:13.478
5	1:30.288	+3.730	15:51:43.766
6	1:30.921	+4.363	15:53:14.687
7	1:28.258	+1.700	15:54:42.945
8	1:27.555	+0.997	15:56:10.500
9	3:53.259	+2:26.701	16:00:03.759

(56) RUAN OLIVEIRA			
1	1:33.388	+6.388	15:45:58.069
2	1:28.596	+1.596	15:47:26.665
3	1:47.377	+20.377	15:49:14.042
4	1:31.495	+4.495	15:50:45.537
5	1:31.699	+4.699	15:52:17.236
6	1:40.321	+13.321	15:53:57.557
7	1:27.000		15:55:24.557
8	1:32.455	+5.455	15:56:57.012
9	1:28.020	+1.020	15:58:25.032

(10) EMELY ZANELLA			
1	2:10.706	+43.444	15:46:05.324
2	2:31.392	+1:04.130	15:48:36.716
3	1:30.293	+3.031	15:50:07.009
4	1:31.459	+4.197	15:51:38.468
5	1:29.580	+2.318	15:53:08.048
6	1:30.064	+2.802	15:54:38.112

Lap	Lap Tm	Diff	Time of Day
7	1:31.409	+4.147	15:56:09.521
8	1:30.301	+3.039	15:57:39.822
9	1:27.262		15:59:07.084

(338) KAYKE GABRIELL			
1	1:35.406	+3.069	15:45:38.163
2	1:32.337		15:47:10.500
3	1:34.141	+1.804	15:48:44.641
4	1:32.628	+0.291	15:50:17.269

(221) PEDRO HENRIQUE			
1	2:47.711	+1:14.975	15:47:27.970
2	1:38.698	+5.962	15:49:06.668
3	1:32.736		15:50:39.404

(38) KELLY PERSCH			
1	1:49.181	+10.932	15:47:13.193
2	1:42.702	+4.453	15:48:55.895
3	1:38.249		15:50:34.144
4	1:41.383	+3.134	15:52:15.527
5	2:46.584	+1:08.335	15:55:02.111

(190) WERIQUE HENRIQUE			
1	6:07.054		15:51:28.053



09 e 10
SETEMBRO
2023



PREFEITURA DE
**MACHADINHO
D'OESTE**
Um Novo Tempo!



MX RONDÔNIA - 3a Etapa

Classificado pela melhor volta

JÚNIOR / FEMININA

Machadinho D'Oeste/RO 0,900 Km

Treino Cronometrado

09/09/2023 15:45

Qualificação iniciado em 15:43:26

Pos	No.	Nome	Classe	M. Tempo	Diff	Moto	Cidade	Patrocinador
1	17	NICOLAS RIVERA	JR	1:16.922		HUSQVARNA	P. MALDONADO/P	80 MOTO PEÇAS-RECOL MOTOS-YAMAHA-LÍDER
2	200	ALYSON ZANELLA	JR	1:21.347	4.425	HONDA	MANAUS/AM	EXTINTORES ZANELLA
3	50	LUIZ GABRIEL	JR	1:23.336	6.414	YAMAHA	MANAUS/AM	PICAPE TEAM RACING MX
4	49	YCARO GABRIEL	JR	1:26.558	9.636	YAMAHA	MANAUS/AM	PICAPE TEAM RACING MX
5	56	RUAN OLIVEIRA	JR	1:27.000	10.078	HONDA	ROLIM DE MOUR	ROLIMCAR AUTOMÓVEIS-MOTO MAIS+
6	10	EMELY ZANELLA	JR/FEM	1:27.262	10.340	HONDA	RIO BRANCO/AC	HONDA GRUPO STAR-EXTINTORES ZANELLA
7	338	KAYKE GABRIELL	JR	1:32.337	15.415	GASGAS	CACOAL	RT RACING-19 VISUAL-DS EMPREENDIMENTOS-I
8	221	PEDRO HENRIQUE	JR	1:32.736	15.814	GASGAS	NOVA MUTUM PA	AUTO CENTER LÍDER-DRAGA VITÓRIA
9	38	KELLY PERSCH	FEM	1:38.249	21.327	HONDA	ARIQUEMES	VOLMAQ PEÇAS E SERVIÇOS
10	190	WERIQUE HENRIQUE	JR	6:07.054	4:50.132	HONDA	ROLIM DE MOUR	METALÚRGICA DO IRMÃO SAMUEL
11	21	BEATRIZ INGREDY	FEM			HONDA	SÃO MIGUEL DO	MORGAN TERRAPLANAGEM-TORNEARIA VITÓRIA

Cronometragem: MARCOS A. MANCINI - Diretor de Prova: EVERTON TCHURMA

Orbits



MX RONDÔNIA - 3a Etapa

MIRIM

Machadinho D'Oeste/RO 0,900 Km

Corrida

10/09/2023 16:30

Corrida iniciado em 16:40:02

Lap	Lap Tm	Diff	Time of Day
(338) KAYKE GABRIELL			
1	59.922	+1.304	16:41:40.615
2	58.618		16:42:39.233
3	59.418	+0.800	16:43:38.651
4	1:01.054	+2.436	16:44:39.705
5	1:00.374	+1.756	16:45:40.079
6	1:00.822	+2.204	16:46:40.901
7	1:00.791	+2.173	16:47:41.692
8	1:00.799	+2.181	16:48:42.491
9	1:00.176	+1.558	16:49:42.667
10	59.835	+1.217	16:50:42.502
11	1:02.245	+3.627	16:51:44.747
12	1:00.421	+1.803	16:52:45.168

Lap	Lap Tm	Diff	Time of Day
(49) YCARO GABRIEL			
1	1:09.005	+5.824	16:41:52.928
2	1:04.052	+0.871	16:42:56.980
3	1:03.254	+0.073	16:44:00.234
4	1:03.181		16:45:03.415
5	1:04.175	+0.994	16:46:07.590
6	1:05.812	+2.631	16:47:13.402
7	1:07.779	+4.598	16:48:21.181
8	1:06.326	+3.145	16:49:27.507
9	1:05.192	+2.011	16:50:32.699
10	1:03.317	+0.136	16:51:36.016
11	1:05.831	+2.650	16:52:41.847
12	1:06.479	+3.298	16:53:48.326

Lap	Lap Tm	Diff	Time of Day
(190) WERIQUE HENRIQUE			
1	1:07.568	+4.424	16:41:53.680
2	1:06.857	+3.713	16:43:00.537
3	1:03.410	+0.266	16:44:03.947
4	1:13.385	+10.241	16:45:17.332
5	1:05.220	+2.076	16:46:22.552
6	1:05.378	+2.234	16:47:27.930
7	1:03.721	+0.577	16:48:31.651
8	1:05.340	+2.196	16:49:36.991
9	1:05.241	+2.097	16:50:42.232
10	1:03.144		16:51:45.376
11	1:04.682	+1.538	16:52:50.058

Lap	Lap Tm	Diff	Time of Day
(7) LUCAS CÂMARA			
1	1:07.066	+2.983	16:41:57.720
2	1:07.128	+3.045	16:43:04.848
3	1:23.512	+19.429	16:44:28.360
4	1:05.162	+1.079	16:45:33.522
5	1:05.304	+1.221	16:46:38.826
6	1:05.216	+1.133	16:47:44.042
7	1:04.169	+0.086	16:48:48.211
8	1:04.083		16:49:52.294
9	1:04.526	+0.443	16:50:56.820
10	1:04.530	+0.447	16:52:01.350
11	1:05.125	+1.042	16:53:06.475

Lap	Lap Tm	Diff	Time of Day
(17) PEDRO JORGE			
1	1:07.969		16:41:56.654
2	1:08.699	+0.730	16:43:05.353
3	1:08.311	+0.342	16:44:13.664
4	1:09.372	+1.403	16:45:23.036
5	1:09.224	+1.255	16:46:32.260
6	1:08.652	+0.683	16:47:40.912
7	1:22.085	+14.116	16:49:02.997
8	1:09.964	+1.995	16:50:12.961
9	1:09.296	+1.327	16:51:22.257
10	1:09.263	+1.294	16:52:31.520

Lap	Lap Tm	Diff	Time of Day
11	1:09.603	+1.634	16:53:41.123
(33) PEDRO HENRIQUE			
1	1:12.209	+2.625	16:42:03.643
2	1:11.500	+1.916	16:43:15.143
3	1:11.468	+1.884	16:44:26.611
4	1:11.427	+1.843	16:45:38.038
5	1:10.617	+1.033	16:46:48.655
6	1:10.158	+0.574	16:47:58.813
7	1:09.685	+0.101	16:49:08.498
8	1:09.956	+0.372	16:50:18.454
9	1:11.251	+1.667	16:51:29.705
10	1:09.584		16:52:39.289
11	1:12.180	+2.596	16:53:51.469

Lap	Lap Tm	Diff	Time of Day
(1) ERICK MAGALHÃES			
1	1:12.137	+4.976	16:42:05.720
2	1:09.931	+2.770	16:43:15.651
3	1:12.150	+4.989	16:44:27.801
4	1:10.813	+3.652	16:45:38.614
5	1:09.981	+2.820	16:46:48.595
6	1:07.161		16:47:55.756
7	1:10.058	+2.897	16:49:05.814
8	1:10.859	+3.698	16:50:16.673
9	1:26.103	+18.942	16:51:42.776
10	1:10.383	+3.222	16:52:53.159

Lap	Lap Tm	Diff	Time of Day
(200) ADSON ZANELLA			
1	1:15.922	+5.230	16:42:10.527
2	1:16.351	+5.659	16:43:26.878
3	1:13.930	+3.238	16:44:40.808
4	1:15.065	+4.373	16:45:55.873
5	1:16.288	+5.596	16:47:12.161
6	1:15.506	+4.814	16:48:27.667
7	1:14.893	+4.201	16:49:42.560
8	1:14.361	+3.669	16:50:56.921
9	1:15.300	+4.608	16:52:12.221
10	1:10.692		16:53:22.913

Lap	Lap Tm	Diff	Time of Day
(99) KAUAN ALMEIDA			
1	1:30.158	+21.907	16:42:21.540
2	1:08.313	+0.062	16:43:29.853
3	1:31.547	+23.296	16:45:01.400
4	1:08.251		16:46:09.651
5	1:24.129	+15.878	16:47:33.780
6	1:09.562	+1.311	16:48:43.342
7	1:10.052	+1.801	16:49:53.394
8	1:12.251	+4.000	16:51:05.645
9	1:08.275	+0.024	16:52:13.920
10	1:09.037	+0.786	16:53:22.957

Lap	Lap Tm	Diff	Time of Day
(4) LUCAS LANDISLAU			
1	1:31.011	+21.133	16:42:23.758
2	1:10.163	+0.285	16:43:33.921
3	1:10.569	+0.691	16:44:44.490
4	1:11.214	+1.336	16:45:55.704
5	1:09.878		16:47:05.582
6	1:12.640	+2.762	16:48:18.222
7	1:12.187	+2.309	16:49:30.409
8	2:19.011	+109.133	16:51:49.420
9	1:28.667	+18.789	16:53:18.087

Lap	Lap Tm	Diff	Time of Day
(220) PEDRO PASSARELLI			
1	1:34.560	+12.335	16:42:35.401
2	1:26.727	+4.502	16:44:02.128
3	1:26.632	+4.407	16:45:28.760

Lap	Lap Tm	Diff	Time of Day
4	1:25.855	+3.630	16:46:54.615
5	1:23.033	+0.808	16:48:17.648
6	1:27.978	+5.753	16:49:45.626
7	1:22.414	+0.189	16:51:08.040
8	1:24.395	+2.170	16:52:32.435
9	1:22.225		16:53:54.660

Lap	Lap Tm	Diff	Time of Day
(6) HEITOR KLUSKA			
1	1:36.739	+1.644	16:42:42.273
2	1:35.095		16:44:17.368
3	2:08.575	+33.480	16:46:25.943
4	1:44.670	+9.575	16:48:10.613
5	1:37.723	+2.628	16:49:48.336
6	1:36.754	+1.659	16:51:25.090
7	1:35.946	+0.851	16:53:01.036

Lap	Lap Tm	Diff	Time of Day
(17) RAYSSA CAPUCHE			
1	1:52.269	+12.933	16:43:04.506
2	1:47.804	+8.468	16:44:52.310
3	1:51.048	+11.712	16:46:43.358
4	1:46.321	+6.985	16:48:29.679
5	1:48.406	+9.070	16:50:18.085
6	1:42.466	+3.130	16:52:00.551
7	1:39.336		16:53:39.887



09 e 10
SETEMBRO
2023



PREFEITURA DE
**MACHADINHO
D'OESTE**
Um Novo Tempo!



MX RONDÔNIA - 3a Etapa

Classificado por voltas

MIRIM

Machadinho D'Oeste/RO 0,900 Km

Corrida

10/09/2023 16:30

Corrida iniciado em 16:40:02

Pos	No.	Nome	Classe	Voltas	Diff	Moto	Cidade	Patrocinador
1	338	KAYKE GABRIELL	65CC	12		GASGAS	CACOAL	RT RACING-19 VISUAL-DS EMPREENDIMENTOS-CLÉBER ORTIZ
2	49	YCARO GABRIEL	65CC	12	1:03.158	YAMAHA	MANAUS/AM	PICAPE TEAM RANCING MX
3	190	WERIQUE HENRIQUE	65CC	11	1 Volta	HONDA	ROLIM DE MOURA	METALÚRGICA DO IRMÃO SAMUEL
4	7	LUCAS CÂMARA	65CC	11	1 Volta	KAWASAKI	THEOBROMA	WAGNER MOTOS-FERNANDO DONADELLI-CR METALÚRGICA-CASA DAS
5	17	PEDRO JORGE	65CC	11	1 Volta	KTM	IÑAPARI/PERU	PREFEITO JERRY CORREIA-DON ALBERTO RESTAURAT-ESTANCIA COLIB
6	33	PEDRO HENRIQUE	65CC	11	1 Volta	KTM	ARIQUEMES	RUMOTOS
7	1	ERICK MAGALHÃES	50CC/65CC	10	2 Voltas	GASGAS	NOVA MAMORÉ	GG OIL-DIST AIBARA-FEDERAL BURGUER-PREF MUN NOVA MAMORÉ - D
8	200	ADSON ZANELLA	65XX	10	2 Voltas	KTM	MANAUS/AM	EXTINTORES ZANELLA
9	99	KAUAN ALMEIDA	65CC	10	2 Voltas	KTM	PORTO VELHO	FEDERAL BURGER
10	4	LUCAS LANDISLAU	65CC	9	3 Voltas	KAWASAKI	MONTENEGRO	
11	220	PEDRO PASSARELLI	65CC	9	3 Voltas	KAWASAKI	CACOAL	BRIZOLA RACING
12	6	HEITOR KLUSKA	50CC	7	5 Voltas	KTM	ROLIM DE MOURA	POSTO MAIS
13	17	RAYSSA CAPUCHE	50CC	7	5 Voltas	HONDA	JÍ PARANÁ	CAPUCHE MOTOCENTER

Margem da Vitoria

velocidade Media

Tempo Melhor volta

Melhor Veloc.

Melhor Volta por..

1:03.158

50,974



58.618

55,273

338 - KAYKE GABRIELL

Cronometragem: MARCOS A. MANCINI - Diretor de Prova: EVERTON TCHURMA

Orbits



MX RONDÔNIA - 3a Etapa

MIRIM

Machadinho D'Oeste/RO 0,900 Km

Treino Cronometrado

10/09/2023 09:00

Qualificação iniciado em 10:18:50

Lap	Lap Tm	Diff	Time of Day
(338) KAYKE GABRIELL			
1	1:18.531	+6.012	10:21:32.797
2	1:13.090	+0.571	10:22:45.887
3	1:30.799	+18.280	10:24:16.686
4	1:37.914	+25.395	10:25:54.600
5	1:16.822	+4.303	10:27:11.422
6	1:14.303	+1.784	10:28:25.725
7	1:15.745	+3.226	10:29:41.470
8	1:12.519		10:30:53.989
9	1:13.345	+0.826	10:32:07.334
10	1:12.775	+0.256	10:33:20.109

(49) YCARO GABRIEL			
1	1:26.327	+8.428	10:21:23.805
2	1:19.637	+1.738	10:22:43.442
3	1:22.842	+4.943	10:24:06.284
4	1:20.396	+2.497	10:25:26.680
5	1:37.127	+19.228	10:27:03.807
6	1:55.579	+37.680	10:28:59.386
7	1:18.325	+0.426	10:30:17.711
8	1:17.899		10:31:35.610
9	1:23.081	+5.182	10:32:58.691

(7) LUCAS CÂMARA			
1	1:35.689	+11.751	10:21:44.634
2	1:31.541	+7.603	10:23:16.175
3	1:29.755	+5.817	10:24:45.930
4	1:28.366	+4.428	10:26:14.296
5	1:32.092	+8.154	10:27:46.388
6	1:26.306	+2.368	10:29:12.694
7	1:27.431	+3.493	10:30:40.125
8	1:24.266	+0.328	10:32:04.391
9	1:23.938		10:33:28.329

(99) KAUN ALMEIDA			
1	1:30.801	+5.055	10:21:51.806
2	2:07.565	+41.819	10:23:59.371
3	1:26.383	+0.637	10:25:25.754
4	1:29.459	+3.713	10:26:55.213
5	1:27.465	+1.719	10:28:22.678
6	2:01.542	+35.796	10:30:24.220
7	1:27.245	+1.499	10:31:51.465
8	1:25.746		10:33:17.211

(190) WERIQUE HENRIQUE			
1	1:30.777	+4.709	10:21:56.306
2	1:37.442	+11.374	10:23:33.748
3	1:27.448	+1.380	10:25:01.196
4	1:29.097	+3.029	10:26:30.293
5	1:26.442	+0.374	10:27:56.735
6	1:26.678	+0.610	10:29:23.413
7	1:28.995	+2.927	10:30:52.408
8	1:26.068		10:32:18.476

(17) PEDRO JORGE			
1	1:37.606	+11.279	10:22:07.655
2	1:36.619	+10.292	10:23:44.274
3	1:28.800	+2.473	10:25:13.074
4	1:28.216	+1.889	10:26:41.290
5	1:29.222	+2.895	10:28:10.512
6	1:49.386	+23.059	10:29:59.898
7	1:28.118	+1.791	10:31:28.016
8	1:26.327		10:32:54.343

(4) LUCAS LANDISLAU			
----------------------------	--	--	--

Lap	Lap Tm	Diff	Time of Day
1	1:30.995	+3.673	10:21:53.604
2	2:57.934	+1:30.612	10:24:51.538
3	1:32.096	+4.774	10:26:23.634
4	1:28.140	+0.818	10:27:51.774
5	1:27.322		10:29:19.096
6	1:28.281	+0.959	10:30:47.377
7	2:16.464	+49.142	10:33:03.841

(33) PEDRO HENRIQUE			
1	1:37.802	+6.123	10:22:20.669
2	1:37.767	+6.088	10:23:58.436
3	1:32.083	+0.404	10:25:30.519
4	1:33.089	+1.410	10:27:03.608
5	1:32.559	+0.880	10:28:36.167
6	1:32.404	+0.725	10:30:08.571
7	1:32.085	+0.406	10:31:40.656
8	1:31.679		10:33:12.335

(1) ERICK MAGALHÃES			
1	1:35.454	+3.106	10:22:09.348
2	1:43.131	+10.783	10:23:52.479
3	1:32.348		10:25:24.827

(220) PEDRO PASSARELLI			
1	2:09.638	+9.973	10:22:43.774
2	2:09.250	+9.585	10:24:53.024
3	3:46.803	+1:47.138	10:28:39.827
4	3:04.448	+1:04.783	10:31:44.275
5	1:59.665		10:33:43.940

(6) HEITOR KLUSKA			
1	2:26.530	+19.989	10:23:27.615
2	2:19.788	+13.247	10:25:47.403
3	2:18.919	+12.378	10:28:06.322
4	2:10.513	+3.972	10:30:16.835
5	2:06.541		10:32:23.376

(17) RAYSSA CAPUCHE			
1	3:01.252	+33.040	10:24:03.509
2	2:28.212		10:26:31.721
3	2:44.307	+16.095	10:29:16.028



09 e 10
SETEMBRO
2023



PREFEITURA DE
MACHADINHO D'OESTE
Um Novo Tempo!



MX RONDÔNIA - 3a Etapa

Classificado pela melhor volta

MIRIM

Machadinho D'Oeste/RO 0,900 Km

Treino Cronometrado

10/09/2023 09:00

Qualificação iniciado em 10:18:50

Pos	No.	Nome	Classe	M. Tempo	Diff	Moto	Cidade	Patrocinador
1	338	KAYKE GABRIELL	65CC	1:12.519		GASGAS	CACOAL	RT RACING-19 VISUAL-DS EMPREENDIMENTOS-C
2	49	YCARO GABRIEL	65CC	1:17.899	5.380	YAMAHA	MANAUS/AM	PICAPE TEAM RACING MX
3	7	LUCAS CÂMARA	65CC	1:23.938	11.419	KAWASAKI	THEOBROMA	WAGNER MOTOS-FERNANDO DONADELLI-CR ME
4	99	KAUN ALMEIDA	65CC	1:25.746	13.227	KTM	PORTO VELHO	FEDERAL BURGER
5	190	WERIQUE HENRIQUE	65CC	1:26.068	13.549	HONDA	ROLIM DE MOUR	METALÚRGICA DO IRMÃO SAMUEL
6	17	PEDRO JORGE	65CC	1:26.327	13.808	KTM	IÑAPARI/PERU	PREFEITO JERRY CORREIA-DON ALBERTO RESTA
7	4	LUCAS LANDISLAU	65CC	1:27.322	14.803	KAWASAKI	MONTENEGRO	
8	33	PEDRO HENRIQUE	65CC	1:31.679	19.160	KTM	ARIQUEMES	RUMOTOS
9	1	ERICK MAGALHÃES	50CC/65CC	1:32.348	19.829	GASGAS	NOVA MAMORÉ	GG O IL-DIST AIBARA-FEDERAL BURGUEER-PREF M
10	220	PEDRO PASSARELLI	65CC	1:59.665	47.146	KAWASAKI	CACOAL	BRIZOLA RACING
11	6	HEITOR KLUSKA	50CC	2:06.541	54.022	KTM	ROLIM DE MOUR	POSTO MAIS
12	17	RAYSSA CAPUCHE	50CC	2:28.212	1:15.693	HONDA	JI PARANÁ	CAPUCHE MOTOCENTER
13	627	RHUAN CARLOS	65CC			KTM	CACOAL	BORRACHARIA HARINGÁ-MEGA BOM SORVETE-W

Cronometragem: MARCOS A. MANCINI - Diretor de Prova: EVERTON TCHURMA

Orbits



MX RONDÔNIA - 3a Etapa

NACIONAL 150 / 200 / MX3

Machadinho D'Oeste/RO 0,900 Km

Corrida

10/09/2023 12:00

Corrida iniciado em 15:00:59

Lap	Lap Tm	Diff	Time of Day
(8) FABRICIO MOREIRA			
1	1:07.200	+0.133	15:02:34.679
2	1:07.643	+0.576	15:03:42.322
3	1:07.067		15:04:49.389
4	1:07.211	+0.144	15:05:56.600
5	1:10.219	+3.152	15:07:06.819
6	1:08.724	+1.657	15:08:15.543
7	1:08.083	+1.016	15:09:23.626
8	1:09.984	+2.917	15:10:33.610
9	1:09.553	+2.486	15:11:43.163
10	1:12.652	+5.585	15:12:55.815
11	1:11.416	+4.349	15:14:07.231
12	1:08.150	+1.083	15:15:15.381
13	1:10.205	+3.138	15:16:25.586
14	1:11.132	+4.065	15:17:36.718
15	1:07.271	+0.204	15:18:43.989
16	1:11.538	+4.471	15:19:55.527

Lap	Lap Tm	Diff	Time of Day
(80) RIDERSON CARLOS			
1	1:07.104		15:02:33.888
2	1:08.110	+1.006	15:03:41.998
3	1:07.126	+0.022	15:04:49.124
4	1:07.810	+0.706	15:05:56.934
5	1:08.493	+1.389	15:07:05.427
6	1:09.040	+1.936	15:08:14.467
7	1:09.122	+2.018	15:09:23.589
8	1:09.585	+2.481	15:10:33.174
9	1:09.804	+2.700	15:11:42.978
10	1:11.905	+4.801	15:12:54.883
11	1:12.163	+5.059	15:14:07.046
12	1:12.274	+5.170	15:15:19.320
13	1:14.529	+7.425	15:16:33.849
14	1:12.717	+5.613	15:17:46.566
15	1:12.919	+5.815	15:18:59.485
16	1:20.526	+13.422	15:20:20.011

Lap	Lap Tm	Diff	Time of Day
(23) TALLES RODRIGUES			
1	1:10.284	+0.265	15:02:45.656
2	1:12.476	+2.457	15:03:58.132
3	1:10.019		15:05:08.151
4	1:10.925	+0.906	15:06:19.076
5	1:12.061	+2.042	15:07:31.137
6	1:12.078	+2.059	15:08:43.215
7	1:13.030	+3.011	15:09:56.245
8	1:13.746	+3.727	15:11:09.991
9	1:12.503	+2.484	15:12:22.494
10	1:11.254	+1.235	15:13:33.748
11	1:14.262	+4.243	15:14:48.010
12	1:12.073	+2.054	15:16:00.083
13	1:13.147	+3.128	15:17:13.230
14	1:11.829	+1.810	15:18:25.059
15	1:13.389	+3.370	15:19:38.448
16	1:13.031	+3.012	15:20:51.479

Lap	Lap Tm	Diff	Time of Day
(7) ROBSON ROCHA			
1	1:17.502	+6.711	15:02:57.006
2	1:12.129	+1.338	15:04:09.135
3	1:13.296	+2.505	15:05:22.431
4	1:12.393	+1.602	15:06:34.824
5	1:10.984	+0.193	15:07:45.808
6	1:11.951	+1.160	15:08:57.759
7	1:10.791		15:10:08.550
8	1:11.016	+0.225	15:11:19.566
9	1:10.951	+0.160	15:12:30.517
10	1:20.240	+9.449	15:13:50.757

Lap	Lap Tm	Diff	Time of Day
11	1:12.725	+1.934	15:15:03.482
12	1:11.505	+0.714	15:16:14.987
13	1:11.014	+0.223	15:17:26.001
14	1:12.903	+2.112	15:18:38.904
15	1:11.616	+0.825	15:19:50.520
16	1:13.894	+3.103	15:21:04.414

Lap	Lap Tm	Diff	Time of Day
(107) LUID MOTA			
1	1:12.980	+1.128	15:02:44.549
2	1:14.126	+2.274	15:03:58.675
3	1:13.931	+2.079	15:05:12.606
4	1:12.946	+1.094	15:06:25.552
5	1:14.193	+2.341	15:07:39.745
6	1:12.884	+1.032	15:08:52.629
7	1:12.378	+0.526	15:10:05.007
8	1:11.877	+0.025	15:11:16.884
9	1:14.427	+2.575	15:12:31.311
10	1:14.698	+2.846	15:13:46.009
11	1:12.821	+0.969	15:14:58.830
12	1:14.796	+2.944	15:16:13.626
13	1:12.056	+0.204	15:17:25.682
14	1:15.396	+3.544	15:18:41.078
15	1:12.062	+0.210	15:19:53.140
16	1:11.852		15:21:04.992

Lap	Lap Tm	Diff	Time of Day
(2) LUCAS LIMA			
1	1:16.076	+3.785	15:02:55.230
2	1:15.288	+2.997	15:04:10.518
3	1:14.335	+2.044	15:05:24.853
4	1:15.426	+3.135	15:06:40.279
5	1:12.891	+0.600	15:07:53.170
6	1:12.291		15:09:05.461
7	1:14.387	+2.096	15:10:19.848
8	1:16.011	+3.720	15:11:35.859
9	1:14.103	+1.812	15:12:49.962
10	1:14.838	+2.547	15:14:04.800
11	1:16.354	+4.063	15:15:21.154
12	1:14.288	+1.997	15:16:35.442
13	1:15.603	+3.312	15:17:51.045
14	1:18.055	+5.764	15:19:09.100
15	1:14.483	+2.192	15:20:23.583

Lap	Lap Tm	Diff	Time of Day
(7) ROMÁRIO AVELINO			
1	1:16.186	+2.513	15:02:52.995
2	1:14.960	+1.287	15:04:07.955
3	1:16.203	+2.530	15:05:24.158
4	1:14.526	+0.853	15:06:38.684
5	1:13.673		15:07:52.357
6	1:14.666	+0.993	15:09:07.023
7	1:15.367	+1.694	15:10:22.390
8	1:15.698	+2.025	15:11:38.088
9	1:14.975	+1.302	15:12:53.063
10	1:16.524	+2.851	15:14:09.587
11	1:15.308	+1.635	15:15:24.895
12	1:16.892	+3.219	15:16:41.787
13	1:15.941	+2.268	15:17:57.728
14	1:16.218	+2.545	15:19:13.946
15	1:15.776	+2.103	15:20:29.722

Lap	Lap Tm	Diff	Time of Day
(903) ITAMAR FERNANDES			
1	1:16.826	+2.846	15:02:51.057
2	1:15.828	+1.848	15:04:06.885
3	1:13.980		15:05:20.865
4	1:15.321	+1.341	15:06:36.186
5	1:18.091	+4.111	15:07:54.277
6	1:18.180	+4.200	15:09:12.457

Lap	Lap Tm	Diff	Time of Day
7	1:18.085	+4.105	15:10:30.542
8	1:23.087	+9.107	15:11:53.629
9	1:20.890	+6.910	15:13:14.519
10	1:19.761	+5.781	15:14:34.280
11	1:19.700	+5.720	15:15:53.980
12	1:20.849	+6.869	15:17:14.829
13	1:20.262	+6.282	15:18:35.091
14	1:20.884	+6.904	15:19:55.975

Lap	Lap Tm	Diff	Time of Day
(15) WILIAN LANDISLAU			
1	1:20.756	+3.731	15:02:59.590
2	1:19.292	+2.267	15:04:18.882
3	1:17.624	+0.599	15:05:36.506
4	1:17.902	+0.877	15:06:54.408
5	1:17.025		15:08:11.433
6	1:20.084	+3.059	15:09:31.517
7	1:19.064	+2.039	15:10:50.581
8	1:19.614	+2.589	15:12:10.195
9	1:17.900	+0.875	15:13:28.095
10	1:17.142	+0.117	15:14:45.237
11	1:19.601	+2.576	15:16:04.838
12	1:18.233	+1.208	15:17:23.071
13	1:18.698	+1.673	15:18:41.769
14	1:21.200	+4.175	15:20:02.969

Lap	Lap Tm	Diff	Time of Day
(61) RUBENS HENRIQUE			
1	1:15.828		15:02:48.729
2	1:16.923	+1.095	15:04:05.652
3	1:17.680	+1.852	15:05:23.332
4	1:19.673	+3.845	15:06:43.005
5	1:18.422	+2.594	15:08:01.427
6	1:17.979	+2.151	15:09:19.406
7	1:18.250	+2.422	15:10:37.656
8	1:28.708	+12.880	15:12:06.364
9	1:19.034	+3.206	15:13:25.398
10	1:18.218	+2.390	15:14:43.616
11	1:19.870	+4.042	15:16:03.486
12	1:21.971	+6.143	15:17:25.457
13	1:25.920	+10.092	15:18:51.377
14	1:29.900	+14.072	15:20:21.277

Lap	Lap Tm	Diff	Time of Day
(777) RICARDO PAIXÃO			
1	1:25.356	+7.398	15:03:03.175
2	1:22.634	+4.676	15:04:25.809
3	1:19.621	+1.663	15:05:45.430
4	1:21.139	+3.181	15:07:06.569
5	1:23.530	+5.572	15:08:30.099
6	1:18.695	+0.737	15:09:48.794
7	1:18.698	+0.740	15:11:07.492
8	1:20.402	+2.444	15:12:27.894
9	1:21.280	+3.322	15:13:49.174
10	1:19.131	+1.173	15:15:08.305
11	1:17.958		15:16:26.263
12	1:20.040	+2.082	15:17:46.303
13	1:20.400	+2.442	15:19:06.703
14	1:18.369	+0.411	15:20:25.072

Lap	Lap Tm	Diff	Time of Day
(91) LUIZ PAULO			
1	1:12.296	+0.610	15:03:50.359
2	1:11.686		15:05:02.045
3	1:12.786	+1.100	15:06:14.831
4	1:14.890	+3.204	15:07:29.721
5	1:13.841	+2.155	15:08:43.562
6	1:14.626	+2.940	15:09:58.188
7	1:13.612	+1.926	15:11:11.800
8	1:12.836	+1.150	15:12:24.636

MX RONDÔNIA - 3a Etapa

NACIONAL 150 / 200 / MX3

Machadinho D'Oeste/RO 0,900 Km

Corrida

10/09/2023 12:00

Corrida iniciado em 15:00:59

Lap	Lap Tm	Diff	Time of Day
9	1:13.901	+2.215	15:13:38.537
10	1:12.990	+1.304	15:14:51.527
11	1:12.450	+0.764	15:16:03.977
12	1:12.954	+1.268	15:17:16.931
13	1:53.131	+41.445	15:19:10.062
14	1:18.163	+6.477	15:20:28.225

(333) CARLOS CASARIN

1	1:29.809	+11.177	15:03:01.838
2	1:22.340	+3.708	15:04:24.178
3	1:20.417	+1.785	15:05:44.595
4	1:19.158	+0.526	15:07:03.753
5	1:22.808	+4.176	15:08:26.561
6	1:18.845	+0.213	15:09:45.406
7	1:19.853	+1.221	15:11:05.259
8	1:21.988	+3.356	15:12:27.247
9	1:20.777	+2.145	15:13:48.024
10	1:21.839	+3.207	15:15:09.863
11	1:20.752	+2.120	15:16:30.615
12	1:21.246	+2.614	15:17:51.861
13	1:18.919	+0.287	15:19:10.780
14	1:18.632		15:20:29.412

(22) EDSON LOPES

1	1:20.525	+3.129	15:02:57.915
2	1:19.136	+1.740	15:04:17.051
3	1:17.396		15:05:34.447
4	1:19.129	+1.733	15:06:53.576
5	1:25.950	+8.554	15:08:19.526
6	1:19.890	+2.494	15:09:39.416
7	1:19.013	+1.617	15:10:58.429
8	1:18.819	+1.423	15:12:17.248
9	1:20.221	+2.825	15:13:37.469
10	1:44.512	+27.116	15:15:21.981
11	1:25.430	+8.034	15:16:47.411
12	1:25.493	+8.097	15:18:12.904
13	1:24.444	+7.048	15:19:37.348
14	1:25.034	+7.638	15:21:02.382

(27) ANTHONY CORREIA

1	1:18.416	+4.178	15:03:00.153
2	1:16.091	+1.853	15:04:16.244
3	1:14.238		15:05:30.482
4	1:16.133	+1.895	15:06:46.615
5	2:50.184	+1:35.946	15:09:36.799
6	1:19.209	+4.971	15:10:56.008
7	1:18.962	+4.724	15:12:14.970
8	1:20.846	+6.608	15:13:35.816
9	1:32.040	+17.802	15:15:07.856
10	1:23.846	+9.608	15:16:31.702
11	1:21.807	+7.569	15:17:53.509
12	1:23.295	+9.057	15:19:16.804
13	1:21.667	+7.429	15:20:38.471

(133) LUCAS

1	1:42.155	+27.143	15:03:24.055
2	1:15.012		15:04:39.067
3	1:18.960	+3.948	15:05:58.027
4	1:15.870	+0.858	15:07:13.897
5	1:32.106	+17.094	15:08:46.003
6	1:19.534	+4.522	15:10:05.537
7	1:19.985	+4.973	15:11:25.522
8	1:19.842	+4.830	15:12:45.364
9	1:23.513	+8.501	15:14:08.877
10	1:26.323	+11.311	15:15:35.200
11	1:34.835	+19.823	15:17:10.035

Lap	Lap Tm	Diff	Time of Day
12	1:38.605	+23.593	15:18:48.640
13	2:03.190	+48.178	15:20:51.830

(17) EMERSON DIAS

1	1:29.326	+11.527	15:03:03.980
2	1:18.888	+1.089	15:04:22.868
3	1:18.996	+1.197	15:05:41.864
4	1:17.799		15:06:59.663
5	1:19.063	+1.264	15:08:18.726
6	1:20.145	+2.346	15:09:38.871

(90) ALEXANDRO CHIARAPA

1	1:24.639	+7.318	15:03:00.275
2	1:19.525	+2.204	15:04:19.800
3	1:17.321		15:05:37.121
4	1:17.958	+0.637	15:06:55.079
5	1:40.822	+23.501	15:08:35.901

(6) EMANUEL FELIPE

1	1:13.193		15:02:43.095
2	1:14.382	+1.189	15:03:57.477
3	1:14.237	+1.044	15:05:11.714

MX RONDÔNIA - 3a Etapa

Classificado por voltas

NACIONAL 150 / 200 / MX3

Machadinho D'Oeste/RO 0,900 Km

Corrida

10/09/2023 12:00

Corrida iniciado em 15:00:59

Pos	No.	Nome	Classe	Voltas	Diff	Moto	Cidade	Patrocinador
1	8	FABRICIO MOREIRA	MX3	16		HONDA	PORTO VELHO	
2	80	RIDERSON CARLOS	MX3	16	24.484	HONDA	RIO BRANCO/AC	
3	23	TALLES RODRIGUES	MX3	16	55.952	HONDA	MONTE NEGRO	VIVIANE PEDRAÇA ODONTOLOGIA
4	7	ROBSON ROCHA	MX3	16	1:08.887	HONDA	MACHADINHO D'OEST	MEGA MOTOS-DELUXE CLOSETT-POSTO CASTELINHO-TIBERIO SUSPEN
5	107	LUID MOTA	MX3	16	1:09.465	HONDA	SENA MADUREIRA/AC	LUCAR AUTO PEÇAS
6	2	LUCAS LIMA	150/200	15	1 Volta	HONDA	BURITIS	CORICO PREPARAÇÕES-D'CORE PLANEJADOS
7	7	ROMÁRIO AVELINO	150/200	15	1 Volta	HONDA	SANTA LÚZIA D'OEST	MOTO + NBO-NORTE MOTOS-TEXAS LAVA JATO-ESTÉTICA AUTOMOTIV
8	903	ITAMAR FERNANDES	MX3	14	2 Voltas	HONDA	CACOAL	ITS MULTI MARCAS
9	15	WILIAN LANDISLAU	MX3	14	2 Voltas	HONDA	MONTE NEGRO	
10	61	RUBENS HENRIQUE	MX3	14	2 Voltas	HONDA	ARIQUEMES	
11	777	RICARDO PAIXÃO	150/200	14	2 Voltas	HONDA	ALVORADA D'OESTE	RICARDO MECÂNICO
12	91	LUIZ PAULO	MX3	14	2 Voltas	HONDA	JARU	
13	333	CARLOS CASARIN	MX3	14	2 Voltas	HONDA	MACHADINHO D'OES	
14	22	EDSON LOPES	150/200	14	2 Voltas	HONDA	ALTO PARAÍSO	MANU MOTOS
15	27	ANTHONY CORREIA	150/200	13	3 Voltas	HONDA	MACHADINHO D'OEST	26 E 27 RACING TEAM-GM MOTOS-FAZENDA RUBI-BADECO RACING-BA
16	133	LUCAS	150/200	13	3 Voltas	HONDA	ALTO PARAISO	
17	17	EMERSON DIAS	150/200	6	10 Voltas	HONDA	MONTE NEGRO	FARMÁCIA DO SANDRO-BBB MODAS PREMIU-DINHO TATTOO
18	90	ALEXANDRO CHIARAP	150/200	5	11 Voltas	HONDA	ROLIM DE MOURA	GRANJA RABELO-GOSTO BRASILEIRO-NELSON DO MUQUE-NEY CAR-JÁ
19	6	EMANUEL FELIPE	MX3	3	13 Voltas	HONDA	ALTO PARAISO	
20	26	VITOR GABRIEL	150/200		16 Voltas	HONDA	MACHADINHO D'OEST	FAZENDA SANTA ANA

Margem da Vitoria

velocidade Media

Tempo Melhor volta

Melhor Veloc.

Melhor Volta por..

24.484

45,650

1:07.067

48,310

8 - FABRICIO MOREIRA

Cronometragem: MARCOS A. MANCINI - Diretor de Prova: EVERTON TCHURMA

Orbits

MX RONDÔNIA - 3a Etapa

NACIONAL 150 / 200 / MX3

Machadinho D'Oeste/RO 0,900 Km

Treino Cronometrado

09/09/2023 15:30

Qualificação iniciado em 16:56:21

Lap	Lap Tm	Diff	Time of Day
(7) ROBSON ROCHA			
1	1:30.794	+8.810	16:59:35.463
2	1:24.622	+2.638	17:01:00.085
3	1:26.897	+4.913	17:02:26.982
4	1:21.984		17:03:48.966
5	1:24.463	+2.479	17:05:13.429
(91) LUIZ PAULO			
1	1:28.265	+3.188	17:00:04.484
2	1:29.120	+4.043	17:01:33.604
3	1:28.729	+3.652	17:03:02.333
4	1:26.730	+1.653	17:04:29.063
5	1:25.124	+0.047	17:05:54.187
6	1:25.077		17:07:19.264
7	1:59.416	+34.339	17:09:18.680
(333) CARLOS CASARIN			
1	1:28.962	+1.216	16:59:21.920
2	1:33.959	+6.213	17:00:55.879
3	1:27.746		17:02:23.625
(107) LUID MOTA			
1	1:45.100	+17.349	16:59:14.753
2	1:38.342	+10.591	17:00:53.095
3	1:40.619	+12.868	17:02:33.714
4	1:43.650	+15.899	17:04:17.364
5	1:35.351	+7.600	17:05:52.715
6	1:27.751		17:07:20.466
7	2:15.109	+47.358	17:09:35.575
(23) TALLES RODRIGUES			
1	1:29.099		16:58:33.377
2	1:43.973	+14.874	17:00:17.350
3	1:35.071	+5.972	17:01:52.421
(2) LUCAS LIMA			
1	1:35.738		16:58:54.532
2	1:37.435	+1.697	17:00:31.967
3	1:36.016	+0.278	17:02:07.983
(90) ALEXANDRO CHIARAPA			
1	2:16.104	+31.302	17:00:46.716
2	1:44.802		17:02:31.518
(7) ROMÁRIO AVELINO			
1	1:49.204	+1.424	16:59:31.432
2	1:47.780		17:01:19.212
3	1:48.341	+0.561	17:03:07.553
4	1:48.770	+0.990	17:04:56.323
(777) RICARDO PAIXÃO			
1	1:48.023		16:59:32.753
2	2:43.780	+55.757	17:02:16.533
(26) VITOR GABRIEL			
1	1:56.560		17:02:09.871
(17) EMERSON DIAS			
1	2:13.070		16:59:36.820
2	5:18.296	+3:05.226	17:04:55.116

Lap Lap Tm Diff Time of Day

Lap Lap Tm Diff Time of Day



09 e 10
SETEMBRO
2023



PREFEITURA DE
MACHADINHO D'OESTE
Um Novo Tempo!



MX RONDÔNIA - 3a Etapa

Classificado pela melhor volta

NACIONAL 150 / 200 / MX3

Machadinho D'Oeste/RO 0,900 Km

Treino Cronometrado

09/09/2023 15:30

Qualificação iniciado em 16:56:21

Pos	No.	Nome	Classe	M. Tempo	Diff	Moto	Cidade	Patrocinador
1	7	ROBSON ROCHA	MX3	1:21.984		HONDA	MACHADINHO D'O	MEGA MOTO S-DELUXE CLOSETT-POSTO CASTELI
2	91	LUIZ PAULO	MX3	1:25.077	3.093	HONDA	JARU	
3	333	CARLOS CASARIN	MX3	1:27.746	5.762	HONDA	MACHADINHO D'O	
4	107	LUID MOTA	MX3	1:27.751	5.767	HONDA	SENA MADUREIRA	LUCAR AUTO PEÇAS
5	23	TALLES RODRIGUES	MX3	1:29.099	7.115	HONDA	MONTE NEGRO	VIVIANE PEDRAÇA ODONTOLOGIA
6	2	LUCAS LIMA	150/200	1:35.738	13.754	HONDA	BURITIS	CORICO PREPARAÇÕES-D'CORE PLANEJADOS
7	90	ALEXANDRO CHIARAPA	150/200	1:44.802	22.818	HONDA	ROLIM DE MOURA	GRANJA RABELO-GOSTO BRASILEIRO-NELSON D
8	7	ROMÁRIO AVELINO	150/200	1:47.780	25.796	HONDA	SANTA LÚZIA D'O	MOTO + NBO-NORTE MOTO S-TEXAS LAVA JATO
9	777	RICARDO PAIXÃO	150/200	1:48.023	26.039	HONDA	ALVORADA D'OE	RICARDO MECÂNICO
10	26	VITOR GABRIEL	150/200	1:56.560	34.576	HONDA	MACHADINHO D'O	FAZENDA SANTA ANA
11	17	EMERSON DIAS	150/200	2:13.070	51.086	HONDA	MONTE NEGRO	FARMÁCIA DO SANDRO-BBB MODAS PREMIU-DIN
12	27	ANTHONY CORREIA	150/200			HONDA	MACHADINHO D'O	26 E 27 RACING TEAM-GM MOTO S-FAZENDA RUB

Cronometragem: MARCOS A. MANCINI - Diretor de Prova: EVERTON TCHURMA

Orbits



MX RONDÔNIA - 3a Etapa

NACIONAL INTERMEDIÁRIA

Machadinho D' Oeste/RO 0,900 Km

Corrida

10/09/2023 13:00

Corrida iniciado em 13:27:26

Lap	Lap Tm	Diff	Time of Day
(6) UALISON MACHADO			
1	1:07.108		13:29:10.520
2	1:08.725	+1.617	13:30:19.245
3	1:10.428	+3.320	13:31:29.673
4	1:10.248	+3.140	13:32:39.921
5	1:12.336	+5.228	13:33:52.257
6	1:10.979	+3.871	13:35:03.236
7	1:10.166	+3.058	13:36:13.402
8	1:12.010	+4.902	13:37:25.412
9	1:11.342	+4.234	13:38:36.754
10	1:11.407	+4.299	13:39:48.161
11	1:13.278	+6.170	13:41:01.439
12	1:12.130	+5.022	13:42:13.569
13	1:11.153	+4.045	13:43:24.722
14	1:09.791	+2.683	13:44:34.513
15	1:11.433	+4.325	13:45:45.946

Lap	Lap Tm	Diff	Time of Day
(903) JOEL FRANCISCO			
1	1:10.765	+0.956	13:29:19.537
2	1:10.187	+0.378	13:30:29.724
3	1:09.843	+0.034	13:31:39.567
4	1:09.809		13:32:49.376
5	1:10.567	+0.758	13:33:59.943
6	1:10.180	+0.371	13:35:10.123
7	1:11.706	+1.897	13:36:21.829
8	1:11.659	+1.850	13:37:33.488
9	1:10.016	+0.207	13:38:43.504
10	1:10.038	+0.229	13:39:53.542
11	1:10.340	+0.531	13:41:03.882
12	1:10.448	+0.639	13:42:14.330
13	1:11.568	+1.759	13:43:25.898
14	1:10.628	+0.819	13:44:36.526
15	1:13.176	+3.367	13:45:49.702

Lap	Lap Tm	Diff	Time of Day
(216) MARCELO DE SANTANA			
1	1:10.708	+1.316	13:29:16.499
2	1:10.390	+0.998	13:30:26.889
3	1:09.392		13:31:36.281
4	1:09.422	+0.030	13:32:45.703
5	1:10.579	+1.187	13:33:56.282
6	1:09.682	+0.290	13:35:05.964
7	1:19.837	+10.445	13:36:25.801
8	1:13.411	+4.019	13:37:39.212
9	1:10.746	+1.354	13:38:49.958
10	1:11.040	+1.648	13:40:00.998
11	1:10.610	+1.218	13:41:11.608
12	1:11.430	+2.038	13:42:23.038
13	1:13.758	+4.366	13:43:36.796
14	1:13.723	+4.331	13:44:50.519
15	1:13.537	+4.145	13:46:04.056

Lap	Lap Tm	Diff	Time of Day
(64) VITOR MANUEL			
1	1:12.519	+1.813	13:29:22.634
2	1:11.625	+0.919	13:30:34.259
3	1:10.939	+0.233	13:31:45.198
4	1:12.014	+1.308	13:32:57.212
5	1:10.706		13:34:07.918
6	1:10.898	+0.192	13:35:18.816
7	1:11.595	+0.889	13:36:30.411
8	1:12.201	+1.495	13:37:42.612
9	1:12.381	+1.675	13:38:54.993
10	1:12.253	+1.547	13:40:07.246
11	1:12.154	+1.448	13:41:19.400
12	1:13.258	+2.552	13:42:32.658
13	1:11.816	+1.110	13:43:44.474

Lap	Lap Tm	Diff	Time of Day
14	1:12.927	+2.221	13:44:57.401
15	1:13.445	+2.739	13:46:10.846
(7) ROBSON ROCHA			
1	1:14.017	+3.601	13:29:23.550
2	1:12.051	+1.635	13:30:35.601
3	1:11.667	+1.251	13:31:47.268
4	1:19.567	+9.151	13:33:06.835
5	1:10.416		13:34:17.251
6	1:11.170	+0.754	13:35:28.421
7	1:12.743	+2.327	13:36:41.164
8	1:11.830	+1.414	13:37:52.994
9	1:12.597	+2.181	13:39:05.591
10	1:12.040	+1.624	13:40:17.631
11	1:12.395	+1.979	13:41:30.026
12	1:12.150	+1.734	13:42:42.176
13	1:13.731	+3.315	13:43:55.907
14	1:11.326	+0.910	13:45:07.233
15	1:11.964	+1.548	13:46:19.197

Lap	Lap Tm	Diff	Time of Day
(989) ROGÉRIO NEPOMUCENO			
1	1:13.241	+3.685	13:29:22.443
2	1:11.221	+1.665	13:30:33.664
3	1:10.838	+1.282	13:31:44.502
4	1:12.376	+2.820	13:32:56.878
5	1:09.556		13:34:06.434
6	1:09.833	+0.277	13:35:16.267
7	1:12.191	+2.635	13:36:28.458
8	1:11.559	+2.003	13:37:40.017
9	1:10.403	+0.847	13:38:50.420
10	1:11.041	+1.485	13:40:01.461
11	1:11.571	+2.015	13:41:13.032
12	1:10.597	+1.041	13:42:23.629
13	1:30.416	+20.860	13:43:54.045
14	1:14.620	+5.064	13:45:08.665
15	1:13.276	+3.720	13:46:21.941

Lap	Lap Tm	Diff	Time of Day
(107) MOCICLEY DOURADO			
1	1:27.550	+16.868	13:29:38.862
2	1:12.299	+1.617	13:30:51.161
3	1:11.340	+0.658	13:32:02.501
4	1:11.768	+1.086	13:33:14.269
5	1:14.842	+4.160	13:34:29.111
6	1:11.199	+0.517	13:35:40.310
7	1:13.950	+3.268	13:36:54.260
8	1:11.347	+0.665	13:38:05.607
9	1:10.682		13:39:16.289
10	1:11.249	+0.567	13:40:27.538
11	1:16.647	+5.965	13:41:44.185
12	1:15.900	+5.218	13:43:00.085
13	1:15.082	+4.400	13:44:15.167
14	1:13.729	+3.047	13:45:28.896
15	1:15.744	+5.062	13:46:44.640

Lap	Lap Tm	Diff	Time of Day
(117) PEDRO TUSTLHER			
1	1:14.249	+1.725	13:29:21.735
2	1:13.420	+0.896	13:30:35.155
3	1:14.409	+1.885	13:31:49.564
4	1:16.327	+3.803	13:33:05.891
5	1:13.029	+0.505	13:34:18.920
6	1:14.776	+2.252	13:35:33.696
7	1:15.191	+2.667	13:36:48.887
8	1:12.524		13:38:01.411
9	1:14.124	+1.600	13:39:15.535
10	1:14.599	+2.075	13:40:30.134
11	1:17.120	+4.596	13:41:47.254

Lap	Lap Tm	Diff	Time of Day
12	1:15.610	+3.086	13:43:02.864
13	1:14.273	+1.749	13:44:17.137
14	1:13.010	+0.486	13:45:30.147
15	1:16.661	+4.137	13:46:46.808
(357) CAIO ÁTILA			
1	1:11.718		13:29:18.592
2	1:13.080	+1.362	13:30:31.672
3	1:12.612	+0.894	13:31:44.284
4	1:13.243	+1.525	13:32:57.527
5	1:11.958	+0.240	13:34:09.485
6	1:13.118	+1.400	13:35:22.603
7	1:30.982	+19.264	13:36:53.585
8	1:14.676	+2.958	13:38:08.261
9	1:14.610	+2.892	13:39:22.871
10	1:12.998	+1.280	13:40:35.869
11	1:14.426	+2.708	13:41:50.295
12	1:13.239	+1.521	13:43:03.534
13	1:14.021	+2.303	13:44:17.555
14	1:18.275	+6.557	13:45:35.830
15	1:15.396	+3.678	13:46:51.226

Lap	Lap Tm	Diff	Time of Day
(56) RUAN OLIVEIRA			
1	1:27.298	+14.878	13:29:37.583
2	1:15.027	+2.607	13:30:52.610
3	1:13.893	+1.473	13:32:06.503
4	1:15.391	+2.971	13:33:21.894
5	1:15.324	+2.904	13:34:37.218
6	1:13.978	+1.558	13:35:51.196
7	1:14.182	+1.762	13:37:05.378
8	1:12.699	+0.279	13:38:18.077
9	1:12.593	+0.173	13:39:30.670
10	1:14.619	+2.199	13:40:45.289
11	1:14.965	+2.545	13:42:00.254
12	1:13.222	+0.802	13:43:13.476
13	1:12.420		13:44:25.896
14	1:13.889	+1.469	13:45:39.785
15	1:13.526	+1.106	13:46:53.311

Lap	Lap Tm	Diff	Time of Day
(92) JAIR FERNANDO			
1	1:13.592	+3.265	13:29:22.044
2	1:11.155	+0.828	13:30:33.199
3	1:10.327		13:31:43.526
4	1:36.398	+26.071	13:33:19.924
5	1:14.746	+4.419	13:34:34.670
6	1:14.079	+3.752	13:35:48.749
7	1:13.372	+3.045	13:37:02.121
8	1:14.666	+4.339	13:38:16.787
9	1:14.673	+4.346	13:39:31.460
10	1:13.240	+2.913	13:40:44.700
11	1:15.954	+5.627	13:42:00.654
12	1:14.958	+4.631	13:43:15.612
13	1:16.053	+5.726	13:44:31.665
14	1:16.081	+5.754	13:45:47.746

Lap	Lap Tm	Diff	Time of Day
(171) EDUARDO OLIVEIRA			
1	1:14.517	+2.041	13:29:29.529
2	1:15.611	+3.135	13:30:45.140
3	1:12.476		13:31:57.616
4	1:14.038	+1.562	13:33:11.654
5	1:13.805	+1.329	13:34:25.459
6	1:13.974	+1.498	13:35:39.433
7	1:12.991	+0.515	13:36:52.424
8	1:12.488	+0.012	13:38:04.912
9	1:15.175	+2.699	13:39:20.087
10	1:19.366	+6.890	13:40:39.453

MX RONDÔNIA - 3a Etapa

NACIONAL INTERMEDIÁRIA

Machadinho D'Oeste/RO 0,900 Km

Corrida

10/09/2023 13:00

Corrida iniciado em 13:27:26

Lap	Lap Tm	Diff	Time of Day
11	1:17.245	+4.769	13:41:56.698
12	1:18.406	+5.930	13:43:15.104
13	1:18.312	+5.836	13:44:33.416
14	1:16.068	+3.592	13:45:49.484

(16) ARYSON RYAM

Lap	Lap Tm	Diff	Time of Day
1	1:19.123	+5.211	13:29:31.035
2	1:15.253	+1.341	13:30:46.288
3	1:15.750	+1.838	13:32:02.038
4	1:17.219	+3.307	13:33:19.257
5	1:13.912		13:34:33.169
6	1:16.872	+2.960	13:35:50.041
7	1:16.848	+2.936	13:37:06.889
8	1:14.640	+0.728	13:38:21.529
9	1:16.643	+2.731	13:39:38.172
10	1:16.276	+2.364	13:40:54.448
11	1:21.616	+7.704	13:42:16.064
12	1:21.515	+7.603	13:43:37.579
13	1:18.119	+4.207	13:44:55.698
14	1:17.952	+4.040	13:46:13.650

(204) HIAGO GODOY

Lap	Lap Tm	Diff	Time of Day
1	1:20.969	+7.652	13:29:43.102
2	1:16.795	+3.478	13:30:59.897
3	1:14.892	+1.575	13:32:14.789
4	1:15.088	+1.771	13:33:29.877
5	1:14.348	+1.031	13:34:44.225
6	1:16.774	+3.457	13:36:00.999
7	1:13.471	+0.154	13:37:14.470
8	1:16.712	+3.395	13:38:31.182
9	1:13.317		13:39:44.499
10	1:16.806	+3.489	13:41:01.305
11	1:20.972	+7.655	13:42:22.277
12	1:18.031	+4.714	13:43:40.308
13	1:22.056	+8.739	13:45:02.364
14	1:21.093	+7.776	13:46:23.457

(97) HEMERSON ÁVILA

Lap	Lap Tm	Diff	Time of Day
1	1:20.512	+5.266	13:29:38.369
2	1:17.022	+1.776	13:30:55.391
3	1:17.453	+2.207	13:32:12.844
4	1:15.638	+0.392	13:33:28.482
5	1:15.246		13:34:43.728
6	1:16.273	+1.027	13:36:00.001
7	1:18.226	+2.980	13:37:18.227
8	1:18.956	+3.710	13:38:37.183
9	1:17.977	+2.731	13:39:55.160
10	1:17.078	+1.832	13:41:12.238
11	1:19.234	+3.988	13:42:31.472
12	1:20.459	+5.213	13:43:51.931
13	1:20.218	+4.972	13:45:12.149
14	1:17.599	+2.353	13:46:29.748

(1) HELQUIAS COELHO

Lap	Lap Tm	Diff	Time of Day
1	1:15.641	+0.403	13:29:28.421
2	1:15.751	+0.513	13:30:44.172
3	1:17.360	+2.122	13:32:01.532
4	1:17.307	+2.069	13:33:18.839
5	1:18.021	+2.783	13:34:36.860
6	1:18.595	+3.357	13:35:55.455
7	1:18.081	+2.843	13:37:13.536
8	1:15.437	+0.199	13:38:28.973
9	1:15.238		13:39:44.211
10	1:15.856	+0.618	13:41:00.067
11	1:36.775	+21.537	13:42:36.842
12	1:19.965	+4.727	13:43:56.807

Lap	Lap Tm	Diff	Time of Day
13	1:20.538	+5.300	13:45:17.345
14	1:20.041	+4.803	13:46:37.386

(23) VITOR

Lap	Lap Tm	Diff	Time of Day
1	1:15.704		13:29:20.541
2	1:17.587	+1.883	13:30:38.128
3	1:16.167	+0.463	13:31:54.295
4	1:16.496	+0.792	13:33:10.791
5	1:16.820	+1.116	13:34:27.611
6	1:17.796	+2.092	13:35:45.407
7	1:20.601	+4.897	13:37:06.008
8	1:24.769	+9.065	13:38:30.777
9	1:23.576	+7.872	13:39:54.353
10	1:25.999	+10.295	13:41:20.352
11	1:23.666	+7.962	13:42:44.018
12	1:20.653	+4.949	13:44:04.671
13	1:21.246	+5.542	13:45:25.917
14	1:23.657	+7.953	13:46:49.574

(7) ROMÁRIO AVELINO

Lap	Lap Tm	Diff	Time of Day
1	1:18.575	+3.275	13:29:32.151
2	1:15.300		13:30:47.451
3	1:17.410	+2.110	13:32:04.861
4	1:16.430	+1.130	13:33:21.291
5	1:16.460	+1.160	13:34:37.751
6	1:19.882	+4.582	13:35:57.633
7	1:17.669	+2.369	13:37:15.302
8	1:17.708	+2.408	13:38:33.010
9	1:23.417	+8.117	13:39:56.427
10	1:18.483	+3.183	13:41:14.910
11	1:19.118	+3.818	13:42:34.028
12	1:25.486	+10.186	13:43:59.514
13	1:38.735	+23.435	13:45:38.249
14	1:19.804	+4.504	13:46:58.053

(764) KAIO ALESSANDRO

Lap	Lap Tm	Diff	Time of Day
1	1:25.668	+10.016	13:29:44.369
2	1:16.116	+0.464	13:31:00.485
3	1:15.652		13:32:16.137
4	1:25.041	+9.389	13:33:41.178
5	1:20.489	+4.837	13:35:01.667
6	1:27.728	+12.076	13:36:29.395
7	1:21.485	+5.833	13:37:50.880
8	1:19.930	+4.278	13:39:10.810
9	1:20.532	+4.880	13:40:31.342
10	1:26.896	+11.244	13:41:58.238
11	1:32.558	+16.906	13:43:30.796
12	1:24.131	+8.479	13:44:54.927
13	1:26.050	+10.398	13:46:20.977

(197) MURILLO RAPOSO

Lap	Lap Tm	Diff	Time of Day
1	1:24.071	+6.817	13:29:43.633
2	1:22.628	+5.374	13:31:06.261
3	1:23.097	+5.843	13:32:29.358
4	1:17.254		13:33:46.612
5	1:18.845	+1.591	13:35:05.457
6	1:22.450	+5.196	13:36:27.907
7	1:22.292	+5.038	13:37:50.199
8	1:23.570	+6.316	13:39:13.769
9	1:24.080	+6.826	13:40:37.849
10	1:32.930	+15.676	13:42:10.779
11	1:32.714	+15.460	13:43:43.493
12	1:24.657	+7.403	13:45:08.150
13	1:26.886	+9.632	13:46:35.036

(11) RODRIGO BORDIGNON

Lap	Lap Tm	Diff	Time of Day
1	1:27.954	+4.690	13:29:44.858
2	1:23.264		13:31:08.122
3	1:25.910	+2.646	13:32:34.032
4	1:26.434	+3.170	13:34:00.466
5	1:25.187	+1.923	13:35:25.653
6	1:27.595	+4.331	13:36:53.248
7	1:24.124	+0.860	13:38:17.372
8	1:30.440	+7.176	13:39:47.812
9	1:26.291	+3.027	13:41:14.103
10	1:26.022	+2.758	13:42:40.125
11	1:27.773	+4.509	13:44:07.898
12	1:28.850	+5.586	13:45:36.748
13	1:25.842	+2.578	13:47:02.590

(199) GUSTAVO ALBUQUERQUE

Lap	Lap Tm	Diff	Time of Day
1	1:30.258	+2.322	13:29:51.491
2	1:39.144	+11.208	13:31:30.635
3	1:34.126	+6.190	13:33:04.761
4	1:33.724	+5.788	13:34:38.485
5	1:27.936		13:36:06.421
6	1:33.407	+5.471	13:37:39.828
7	1:29.673	+1.737	13:39:09.501
8	1:34.944	+7.008	13:40:44.445
9	1:37.345	+9.409	13:42:21.790
10	1:40.616	+12.680	13:44:02.406
11	1:38.490	+10.554	13:45:40.896
12	1:32.494	+4.558	13:47:13.390

(17) LUIS AZEVEDO

Lap	Lap Tm	Diff	Time of Day
1	1:24.697	+13.829	13:29:35.612
2	1:12.384	+1.516	13:30:47.996
3	1:12.704	+1.836	13:32:00.700
4	1:10.868		13:33:11.568
5	1:12.239	+1.371	13:34:23.807
6	1:12.417	+1.549	13:35:36.224
7	1:14.581	+3.713	13:36:50.805
8	1:12.901	+2.033	13:38:03.706
9	1:16.739	+5.871	13:39:20.445

(15) FABIANO SCHULTZ

Lap	Lap Tm	Diff	Time of Day
1	1:27.108	+13.518	13:29:42.655
2	1:13.590		13:30:56.245
3	1:16.773	+3.183	13:32:13.018
4	1:17.908	+4.318	13:33:30.926
5	1:19.833	+6.243	13:34:50.759
6	1:16.456	+2.866	13:36:07.215
7	1:31.016	+17.426	13:37:38.231
8	1:22.260	+8.670	13:39:00.491
9	1:17.102	+3.512	13:40:17.593

(21) ADRIANO MEBEZES

Lap	Lap Tm	Diff	Time of Day
1	1:20.303	+2.549	13:29:35.546
2	1:17.754		13:30:53.300
3	1:38.046	+20.292	13:32:31.346
4	1:20.229	+2.475	13:33:51.575
5	1:18.126	+0.372	13:35:09.701
6	1:21.103	+3.349	13:36:30.804
7	1:22.581	+4.827	13:37:53.385
8	1:44.826	+27.072	13:39:38.211

(428) TÚLIO DE OLIVEIRA

Lap	Lap Tm	Diff	Time of Day
1	1:19.166	+1.310	13:29:33.698
2	1:18.108	+0.252	13:30:51.806
3	1:17.856		13:32:09.662
4	1:19.656	+1.800	13:33:29.318
5	1:20.906	+3.050	13:34:50.224

MX RONDÔNIA - 3a Etapa

NACIONAL INTERMEDIÁRIA

Machadinho D'Oeste/RO 0,900 Km

Corrida

10/09/2023 13:00

Corrida iniciado em 13:27:26

Lap	Lap Tm	Diff	Time of Day
6	1:33.608	+15.752	13:36:23.832

(26) RONY SALES

Lap	Lap Tm	Diff	Time of Day
1	1:25.050	+2.066	13:29:42.089
2	1:23.420	+0.436	13:31:05.509
3	1:22.984		13:32:28.493
4	1:23.518	+0.534	13:33:52.011
5	1:25.555	+2.571	13:35:17.566
6	1:52.317	+29.333	13:37:09.883

Lap	Lap Tm	Diff	Time of Day
-----	--------	------	-------------

Lap	Lap Tm	Diff	Time of Day
-----	--------	------	-------------

09 e 10
SETEMBRO
2023PREFEITURA DE
MACHADINHO
D'OESTE
Um Novo Tempo!

MX RONDÔNIA - 3a Etapa

Classificado por voltas

NACIONAL INTERMEDIÁRIA

Machadinho D'Oeste/RO 0,900 Km

Corrida

10/09/2023 13:00

Corrida iniciado em 13:27:26

Pos	No.	Nome	Classe	Voltas	Diff	Moto	Cidade	Patrocinador
1	6	UALISON MACHADO	NAC INTER	15		HONDA	SÃO MIGUEL DO GUA	DELITE CLOSET MACHADINHO-ROJE SIN HOTEL-GLB PROJETOS E SE
2	903	JOEL FRANCISCO	NAC INTER	15	3.756	HONDA	CACOAL	INSTALADORA JF
3	216	MARCELO DE SANTANA	NAC INTER	15	18.110	HONDA	ARIQUEMES	AUTO POSTO BOM CONSELHO, BORRACHARIA JK, ERVA MATE E TERRE
4	64	VITOR MANUEL	NAC INTER	15	24.900	HONDA	ESPIGAO DO OESTE	WCAR CENTRO AUTOMOTIVO E RP COMPRA E VENDA
5	7	ROBSON ROCHA	NAC INTER	15	33.251	HONDA	MACHADINHO D'OEST	MEGA MOTOS-POSTO CASTELINHO-TIBERIO SUSPENSÕES-BAIANO VER
6	989	ROGÉRIO NEPOMUCEN	NAC INTER	15	35.995	HONDA	ROLIM DE MOURA	POLAQUINHO POSTO DE MOLAS-JP MOTOS-ODONTO ARTE-DB ROLIM D
7	107	MOCICLEY DOURADO	NAC INTER	15	58.694	HONDA	FELDÓ/AC	
8	117	PEDRO TUSTLHER	NAC INTER	15	1:00.862	HONDA	MIRANTE DA SERRA	AREAL UNIÃO-PEDRO HORA MÁQUINA
9	357	CAIO ÁTILA	NAC INTER	15	1:05.280	HONDA	ARIQUEMES	DEP. ALEX REDANO-VAI OU RACHA-ERVA SELECTA-VEREADOR LANO M
10	56	RUAN OLIVEIRA	NAC INTER	15	1:07.365	HONDA	ROLIM DE MOURA	ROLIMCAR AUTOMÓVEIS-MOTO MAIS+
11	92	JAIR FERNANDO	NAC INTER	14	1 Volta	HONDA	VISTA ALEGRE DO AB	COMANDO MOTOS
12	171	EDUARDO OLIVEIRA	NAC INTER	14	1 Volta	HONDA	JARU	AUTO ESCOLA E DESPACHANTE RONDON
13	16	ARYSON RYAM	NAC INTER	14	1 Volta	HONDA	FELDÓ/AC	MOTO SPORT ACRE
14	204	HIAGO GODOY	NAC INTER	14	1 Volta	HONDA	JARU	CRISTINA MOTO PEÇAS-BMM REPRESENTAÇÕES-CONTABILIZAR ACESS
15	97	HEMERSON ÁVILA	NAC INTER	14	1 Volta	HONDA	VALE DO ANARI	CRISTINA MOTO PEÇAS-FAZENDA BEIRA RIO-PRODUTOS BLACK ERVAS
16	1	HELQUIAS COELHO	NAC INTER	14	1 Volta	HONDA	MACHADINHO	
17	23	VITOR	NAC INTER	14	1 Volta	HONDA	ARIQUEMES	CADINHO JET SKI-FREEFIRE
18	7	ROMÁRIO AVELINO	NAC INTER	14	1 Volta	HONDA	SANTA LÚZIA D'OEST	MOTO + NBO-NORTE MOTOS-TEXAS LAVA JATO-ESTÉTICA AUTOMOTIV
19	764	KAIO ALESSANDRO	NAC INTER	13	2 Voltas	HONDA	ARIQUEMES	MARPLEN-MAFFINI MOTORS-MARPLEN MAT BÁSICOS-VIAÇÃO MARLIN
20	197	MURILLO RAPOSO	NAC INTER	13	2 Voltas	HONDA	ARIQUEMES	XIS LUBRIFICANTES-COMERCIAL PARAFUSO-FAZENDA VIECILI
21	11	RODRIGO BORDIGNON	NAC INTER	13	2 Voltas	HONDA	CACAULÂNDIA	
22	199	GUSTAVO ALBUQUERQ	NAC INTER	12	3 Voltas	HONDA	ARIQUEMES	3S AUTO PEÇAS-CELLPLAY ARIQUEMES
23	17	LUIS AZEVEDO	NAC INTER	9	6 Voltas	HONDA	CACOAL	STA ENGENHARIA-INSTALADORA SÃO LUIZ
24	15	FABIANO SCHULTZ	NAC INTER	9	6 Voltas	HONDA	MACHADINHO D'OEST	CBF DISTRIBUIDORA DE BEBIDAS
25	21	ADRIANO MEBEZES	NAC INTER	8	7 Voltas	HONDA	ENVIRA/AM	MOTO SPORT ACRE
26	428	TÚLIO DE OLIVEIRA	NAC INTER	6	9 Voltas	HONDA	ALVORADA DO OESTE	PREFEITURA DE ALVORADA-EDU SONORIZAÇÃO-LAVAJATO CENTRAL-AL
27	26	RONY SALES	NAC INTER	6	9 Voltas	HONDA	TARILÂNDIA	SHODA RACING

Margem da Vitoria

velocidade Media

Tempo Melhor volta

Melhor Veloc.

Melhor Volta por..

3.756

44,219


1:07.108

48,280

6 - UALISON MACHADO

Cronometragem: MARCOS A. MANCINI - Diretor de Prova: EVERTON TCHURMA

Orbits



MX RONDÔNIA - 3a Etapa

NACIONAL INTERMEDIÁRIA

Machadinho D'Oeste/RO 0,900 Km

Treino Cronometrado

09/09/2023 16:00

Qualificação iniciado em 16:04:23

Lap	Lap Tm	Diff	Time of Day
(6) UALISON MACHADO			
1	1:18.784	+4.597	16:07:42.060
2	1:17.343	+3.156	16:08:59.403
3	1:49.311	+35.124	16:10:48.714
4	1:25.179	+10.992	16:12:13.893
5	1:22.099	+7.912	16:13:35.992
6	1:46.593	+32.406	16:15:22.585
7	1:17.604	+3.417	16:16:40.189
8	1:14.187		16:17:54.376
9	1:16.304	+2.117	16:19:10.680

Lap	Lap Tm	Diff	Time of Day
(216) MARCELO DE SANTANA			
1	1:40.894	+23.157	16:08:18.398
2	2:38.833	+1:21.096	16:10:57.231
3	1:22.763	+5.026	16:12:19.994
4	1:20.544	+2.807	16:13:40.538
5	1:20.040	+2.303	16:15:00.578
6	1:17.737		16:16:18.315
7	1:20.483	+2.746	16:17:38.798
8	1:21.670	+3.933	16:19:00.468
9	1:24.527	+6.790	16:20:24.995

Lap	Lap Tm	Diff	Time of Day
(200) ALYSON ZANELLA			
1	1:30.447	+11.432	16:09:11.859
2	1:34.482	+15.467	16:10:46.341
3	1:36.455	+17.440	16:12:22.796
4	1:22.899	+3.884	16:13:45.695
5	1:24.973	+5.958	16:15:10.668
6	1:19.015		16:16:29.683
7	1:21.697	+2.682	16:17:51.380
8	1:30.680	+11.665	16:19:22.060

Lap	Lap Tm	Diff	Time of Day
(989) ROGÉRIO NEPOMUCENO			
1	1:23.525	+4.314	16:07:39.663
2	1:21.633	+2.422	16:09:01.296
3	1:50.734	+31.523	16:10:52.030
4	1:44.154	+24.943	16:12:36.184
5	1:19.211		16:13:55.395
6	1:38.891	+19.680	16:15:34.286
7	1:23.263	+4.052	16:16:57.549

Lap	Lap Tm	Diff	Time of Day
(64) VITOR MANUEL			
1	3:01.748	+1:41.802	16:10:06.578
2	1:44.151	+24.205	16:11:50.729
3	1:19.946		16:13:10.675

Lap	Lap Tm	Diff	Time of Day
(117) PEDRO TUSTLHER			
1	1:35.011	+12.210	16:08:10.123
2	1:27.794	+4.993	16:09:37.917
3	1:32.555	+9.754	16:11:10.472
4	1:26.854	+4.053	16:12:37.326
5	1:22.801		16:14:00.127
6	1:27.661	+4.860	16:15:27.788
7	1:30.286	+7.485	16:16:58.074
8	1:28.642	+5.841	16:18:26.716

Lap	Lap Tm	Diff	Time of Day
(357) CAIO ÁTILA			
1	1:29.495	+2.088	16:08:15.831
2	1:32.455	+5.048	16:09:48.286
3	1:35.402	+7.995	16:11:23.688
4	1:32.949	+5.542	16:12:56.637
5	4:11.431	+2:44.024	16:17:08.068
6	1:28.178	+0.771	16:18:36.246
7	1:27.407		16:20:03.653

Lap	Lap Tm	Diff	Time of Day
(7) ROBSON ROCHA			
1	1:31.962	+3.734	16:09:16.029
2	1:28.228		16:10:44.257
3	1:29.219	+0.991	16:12:13.476
4	1:29.313	+1.085	16:13:42.789
5	2:10.929	+42.701	16:15:53.718
6	1:31.519	+3.291	16:17:25.237

Lap	Lap Tm	Diff	Time of Day
(764) KAIO ALESSANDRO			
1	1:46.310	+16.897	16:08:30.948
2	1:59.358	+29.945	16:10:30.306
3	1:29.413		16:11:59.719
4	1:30.531	+1.118	16:13:30.250

Lap	Lap Tm	Diff	Time of Day
(23) VITOR			
1	2:11.393	+41.302	16:08:48.400
2	1:33.261	+3.170	16:10:21.661
3	1:30.091		16:11:51.752

Lap	Lap Tm	Diff	Time of Day
(16) ARYSON RYAM			
1	1:32.360	+1.703	16:08:23.282
2	1:37.575	+6.918	16:10:00.857
3	1:34.467	+3.810	16:11:35.324
4	1:35.727	+5.070	16:13:11.051
5	1:30.657		16:14:41.708
6	1:31.491	+0.834	16:16:13.199

Lap	Lap Tm	Diff	Time of Day
(428) TÚLIO DE OLIVEIRA			
1	1:31.001		16:08:14.946
2	3:08.848	+1:37.847	16:11:23.794
3	1:36.991	+5.990	16:13:00.785
4	1:37.685	+6.684	16:14:38.470

Lap	Lap Tm	Diff	Time of Day
(171) EDUARDO OLIVEIRA			
1	1:31.689		16:09:10.280
2	1:34.518	+2.829	16:10:44.798
3	3:24.432	+1:52.743	16:14:09.230

Lap	Lap Tm	Diff	Time of Day
(11) RODRIGO BORDIGNON			
1	1:48.515	+16.534	16:08:50.760
2	1:51.055	+19.074	16:10:41.815
3	1:52.900	+20.919	16:12:34.715
4	1:37.171	+5.190	16:14:11.886
5	1:34.536	+2.555	16:15:46.422
6	1:31.981		16:17:18.403
7	1:48.797	+16.816	16:19:07.200
8	1:47.109	+15.128	16:20:54.309

Lap	Lap Tm	Diff	Time of Day
(56) RUAN OLIVEIRA			
1	2:45.160	+1:11.416	16:10:33.649
2	3:00.335	+1:26.591	16:13:33.984
3	1:58.977	+25.233	16:15:32.961
4	1:33.857	+0.113	16:17:06.818
5	1:33.744		16:18:40.562
6	1:38.353	+4.609	16:20:18.915

Lap	Lap Tm	Diff	Time of Day
(21) ADRIANO MEBEZES			
1	1:50.375	+13.760	16:08:59.321
2	2:23.448	+46.833	16:11:22.769
3	7:29.770	+5:53.155	16:18:52.539
4	1:36.615		16:20:29.154

Lap	Lap Tm	Diff	Time of Day
(26) RONY SALES			
1	1:55.634	+12.261	16:09:33.248
2	2:13.050	+29.677	16:11:46.298
3	1:59.152	+15.779	16:13:45.450



09 e 10
SETEMBRO
2023



PREFEITURA DE
MACHADINHO D'OESTE
Um Novo Tempo!



MX RONDÔNIA - 3a Etapa

Classificado pela melhor volta

NACIONAL INTERMEDIÁRIA

Machadinho D'Oeste/RO 0,900 Km

Treino Cronometrado

09/09/2023 16:00

Qualificação iniciado em 16:04:23

Pos	No.	Nome	Classe	M. Tempo	Diff	Moto	Cidade	Patrocinador
1	6	UALISON MACHADO	NACINTER	1:14.187		HONDA	SÃO MIGUEL DO	
2	216	MARCELO DE SANTANA	NACINTER	1:17.737	3.550	HONDA	ARIQUEMES	AUTO POSTO BOM CONSELHO, BORRACHARIA JK
3	200	ALYSON ZANELLA	NACINTER	1:19.015	4.828	HONDA	MANAUS/AM	EXTINTORES ZANELLA
4	989	ROGÉRIO NEPOMUCENO	NACINTER	1:19.211	5.024	HONDA	ROLIM DE MOURI	POLIAQUINHO POSTO DE MOLAS-3P MOTOS-000
5	64	VITOR MANUEL	NACINTER	1:19.946	5.759	HONDA	ESPIGAO DO OES	WCAR CENTRO AUTOMOTIVO E RP COMPRA E VI
6	117	PEDRO TUSTLHER	NACINTER	1:22.801	8.614	HONDA	MIRANTE DA SER	AREAL UNIÃO-PEDRO HORA MÁQUINA
7	357	CAIO ÁTILA	NACINTER	1:27.407	13.220	HONDA	ARIQUEMES	DEP. ALEX REDANO-VAI OU RACHA-ERVA SELEC
8	7	ROBSON ROCHA	NACINTER	1:28.228	14.041	HONDA	MACHADINHO D'	MEGA MOTOS-POSTO CASTELINHO-TIBERIO SUS
9	764	KAIO ALESSANDRO	NACINTER	1:29.413	15.226	HONDA	ARIQUEMES	MARPLEN-MAFFINI MOTORS-MARPLEN MAT BÁSI
10	23	VITOR	NACINTER	1:30.091	15.904	HONDA	ARIQUEMES	CADINHO JET SKI-FREEFIRE
11	16	ARYSON RYAM	NACINTER	1:30.657	16.470	HONDA	FELJÓ/AC	MOTO SPORT ACRE
12	428	TÚLIO DE OLIVEIRA	NACINTER	1:31.001	16.814	HONDA	ALVORADA DO O	PREFEITURA DE ALVORADA-EDU SONORIZAÇÃO-
13	171	EDUARDO OLIVEIRA	NACINTER	1:31.689	17.502	HONDA	JARU	AUTO ESCOLA E DESPACHANTE RONDON
14	11	RODRIGO BORDIGNON	NACINTER	1:31.981	17.794	HONDA	CACAULÂNDIA	
15	56	RUAN OLIVEIRA	NACINTER	1:33.744	19.557	HONDA	ROLIM DE MOURI	ROLIMCAR AUTOMÓVEIS-MOTO MAIS+
16	21	ADRIANO MEBEZES	NACINTER	1:36.615	22.428	HONDA	ENVIRA/AM	MOTO SPORT ACRE
17	26	RONY SALES	NACINTER	1:43.373	29.186	HONDA	TARILÂNDIA	SHODA RACING
18	97	HEMERSON ÁVILA	NACINTER	1:45.750	31.563	HONDA	VALE DO ANARI	CRISTINA MOTO PEÇAS-FAZENDA BEIRA RIO-PR
19	197	MURILLO RAPOSO	NACINTER	1:50.718	36.531	HONDA	ARIQUEMES	XIS LUBRIFICANTES-COMERCIAL PARAFUSO-FAZ
20	204	HIAGO GODOY	NACINTER	1:52.724	38.537	HONDA	JARU	CRISTINA MOTO PEÇAS-BMW REPRESENTAÇÃO ES-
21	7	ROMÁRIO AVELINO	NACINTER	1:59.332	45.145	HONDA	SANTA LÚZIA D'O	MOTO + NBO-NORTE MOTOS-TEXAS LAVA JATO-
22	15	FABIANO SCHULTZ	NACINTER	2:01.917	47.730	HONDA	MACHADINHO D'	CBF DISTRIBUIDORA DE BEBIDAS

Cronometragem: MARCOS A. MANCINI - Diretor de Prova: EVERTON TCHURMA

Orbits



MX RONDÔNIA - 3a Etapa

NACIONAL PRO

Machadinho D'Oeste/RO 0,900 Km

1a Bateria

10/09/2023 11:00

Corrida iniciado em 10:47:16

Lap	Lap Tm	Diff	Time of Day
(169) DIEGO HENNING			
1	1:04.243	+2.006	10:49:00.637
2	1:03.312	+1.075	10:50:03.949
3	1:02.237		10:51:06.186
4	1:02.307	+0.070	10:52:08.493
5	1:02.735	+0.498	10:53:11.228
6	1:02.507	+0.270	10:54:13.735
7	1:04.844	+2.607	10:55:18.579
8	1:03.695	+1.458	10:56:22.274
9	1:03.171	+0.934	10:57:25.445
10	1:04.402	+2.165	10:58:29.847
11	1:03.716	+1.479	10:59:33.563
12	1:06.177	+3.940	11:00:39.740
13	1:06.759	+4.522	11:01:46.499
14	1:05.762	+3.525	11:02:52.261
15	1:05.414	+3.177	11:03:57.675
16	1:06.394	+4.157	11:05:04.069

Lap	Lap Tm	Diff	Time of Day
(43) VITOR MOTA			
1	1:03.679		10:48:55.070
2	1:04.537	+0.858	10:49:59.607
3	1:04.546	+0.867	10:51:04.153
4	1:03.919	+0.240	10:52:08.072
5	1:05.629	+1.950	10:53:13.701
6	1:05.990	+2.311	10:54:19.691
7	1:06.146	+2.467	10:55:25.837
8	1:06.701	+3.022	10:56:32.538
9	1:07.011	+3.332	10:57:39.549
10	1:05.442	+1.763	10:58:44.991
11	1:05.761	+2.082	10:59:50.752
12	1:06.775	+3.096	11:00:57.527
13	1:07.234	+3.555	11:02:04.761
14	1:07.782	+4.103	11:03:12.543
15	1:07.587	+3.908	11:04:20.130
16	1:07.101	+3.422	11:05:27.231

Lap	Lap Tm	Diff	Time of Day
(80) RIDERSON CARLOS			
1	1:05.231	+0.559	10:48:56.897
2	1:04.672		10:50:01.569
3	1:06.633	+1.961	10:51:08.202
4	1:05.239	+0.567	10:52:13.441
5	1:06.902	+2.230	10:53:20.343
6	1:06.080	+1.408	10:54:26.423
7	1:06.331	+1.659	10:55:32.754
8	1:06.939	+2.267	10:56:39.693
9	1:05.655	+0.983	10:57:45.348
10	1:06.267	+1.595	10:58:51.615
11	1:07.153	+2.481	10:59:58.768
12	1:10.412	+5.740	11:01:09.180
13	1:09.705	+5.033	11:02:18.885
14	1:07.990	+3.318	11:03:26.875
15	1:05.940	+1.268	11:04:32.815
16	1:06.100	+1.428	11:05:38.915

Lap	Lap Tm	Diff	Time of Day
(456) ENZO DOTTO			
1	1:08.153	+3.665	10:49:10.865
2	1:04.638	+0.150	10:50:15.503
3	1:06.120	+1.632	10:51:21.623
4	1:04.771	+0.283	10:52:26.394
5	1:05.749	+1.261	10:53:32.143
6	1:05.624	+1.136	10:54:37.767
7	1:05.882	+1.394	10:55:43.649
8	1:06.455	+1.967	10:56:50.104
9	1:05.724	+1.236	10:57:55.828
10	1:07.150	+2.662	10:59:02.978

Lap	Lap Tm	Diff	Time of Day
11	1:07.666	+3.178	11:00:10.644
12	1:07.187	+2.699	11:01:17.831
13	1:06.614	+2.126	11:02:24.445
14	1:05.700	+1.212	11:03:30.145
15	1:04.561	+0.073	11:04:34.706
16	1:04.488		11:05:39.194

Lap	Lap Tm	Diff	Time of Day
(989) ROGÉRIO NEPOMUCENO			
1	1:08.226	+2.114	10:49:03.095
2	1:06.633	+0.521	10:50:09.728
3	1:07.235	+1.123	10:51:16.963
4	1:07.331	+1.219	10:52:24.294
5	1:06.487	+0.375	10:53:30.781
6	1:08.091	+1.979	10:54:38.872
7	1:06.112		10:55:44.984
8	1:11.698	+5.586	10:56:56.682
9	1:07.491	+1.379	10:58:04.173
10	1:08.965	+2.853	10:59:13.138
11	1:08.431	+2.319	11:00:21.569
12	1:08.862	+2.750	11:01:30.431
13	1:09.146	+3.034	11:02:39.577
14	1:09.376	+3.264	11:03:48.953
15	1:09.553	+3.441	11:04:58.506
16	1:09.124	+3.012	11:06:07.630

Lap	Lap Tm	Diff	Time of Day
(6) UALISON MACHADO			
1	1:07.037		10:48:59.616
2	1:07.039	+0.002	10:50:06.655
3	1:07.463	+0.426	10:51:14.118
4	1:07.182	+0.145	10:52:21.300
5	1:08.812	+1.775	10:53:30.112
6	1:08.060	+1.023	10:54:38.172
7	1:13.159	+6.122	10:55:51.331
8	1:08.968	+1.931	10:57:00.299
9	1:09.144	+2.107	10:58:09.443
10	1:07.588	+0.551	10:59:17.031
11	1:09.015	+1.978	11:00:26.046
12	1:09.795	+2.758	11:01:35.841
13	1:10.135	+3.098	11:02:45.976
14	1:12.585	+5.548	11:03:58.561
15	1:13.439	+6.402	11:05:12.000

Lap	Lap Tm	Diff	Time of Day
(107) MOCICLEY DOURADO			
1	1:10.818	+2.087	10:49:04.339
2	1:09.248	+0.517	10:50:13.587
3	1:10.402	+1.671	10:51:23.989
4	1:11.505	+2.774	10:52:35.494
5	1:10.083	+1.352	10:53:45.577
6	1:09.727	+0.996	10:54:55.304
7	1:09.090	+0.359	10:56:04.394
8	1:09.291	+0.560	10:57:13.685
9	1:08.731		10:58:22.416
10	1:09.023	+0.292	10:59:31.439
11	1:09.677	+0.946	11:00:41.116
12	1:09.707	+0.976	11:01:50.823
13	1:08.799	+0.068	11:02:59.622
14	1:10.885	+2.154	11:04:10.507
15	1:10.172	+1.441	11:05:20.679

Lap	Lap Tm	Diff	Time of Day
(216) MARCELO DE SANTANA			
1	1:09.662	+2.401	10:49:11.317
2	1:08.930	+1.669	10:50:20.247
3	1:09.087	+1.826	10:51:29.334
4	1:08.191	+0.930	10:52:37.525
5	1:07.261		10:53:44.786
6	1:09.479	+2.218	10:54:54.265

Lap	Lap Tm	Diff	Time of Day
7	1:08.144	+0.883	10:56:02.409
8	1:08.769	+1.508	10:57:11.178
9	1:09.325	+2.064	10:58:20.503
10	1:08.535	+1.274	10:59:29.038
11	1:09.859	+2.598	11:00:38.897
12	1:11.133	+3.872	11:01:50.030
13	1:08.896	+1.635	11:02:58.926
14	1:11.513	+4.252	11:04:10.439
15	1:11.611	+4.350	11:05:22.050

Lap	Lap Tm	Diff	Time of Day
(92) RODRIGO CAGNAN			
1	1:08.811	+1.462	10:49:26.345
2	1:08.130	+0.781	10:50:34.475
3	1:10.508	+3.159	10:51:44.983
4	1:08.732	+1.383	10:52:53.718
5	1:07.787	+0.438	10:54:01.502
6	1:07.434	+0.085	10:55:08.936
7	1:07.349		10:56:16.285
8	1:07.952	+0.603	10:57:24.237
9	1:09.148	+1.799	10:58:33.385
10	1:08.695	+1.346	10:59:42.080
11	1:09.315	+1.966	11:00:51.395
12	1:09.460	+2.111	11:02:00.855
13	1:09.357	+2.008	11:03:10.212
14	1:07.578	+0.229	11:04:17.790
15	1:07.903	+0.554	11:05:25.693

Lap	Lap Tm	Diff	Time of Day
(17) LUIS AZEVEDO			
1	1:09.455	+0.547	10:49:08.345
2	1:08.908		10:50:17.253
3	1:09.739	+0.831	10:51:26.992
4	1:09.292	+0.384	10:52:36.284
5	1:10.327	+1.419	10:53:46.611
6	1:09.448	+0.540	10:54:56.059
7	1:09.495	+0.587	10:56:05.554
8	1:10.161	+1.253	10:57:15.715
9	1:09.164	+0.256	10:58:24.879
10	1:11.463	+2.555	10:59:36.342
11	1:11.004	+2.096	11:00:47.346
12	1:10.128	+1.220	11:01:57.474
13	1:11.120	+2.212	11:03:08.594
14	1:11.150	+2.242	11:04:19.744
15	1:11.660	+2.752	11:05:31.404

Lap	Lap Tm	Diff	Time of Day
(903) JOEL FRANCISCO			
1	1:07.655	+0.721	10:49:01.693
2	1:06.944	+0.010	10:50:08.637
3	1:07.541	+0.607	10:51:16.178
4	1:06.934		10:52:23.112
5	1:08.964	+2.030	10:53:32.076
6	1:08.133	+1.199	10:54:40.209
7	1:08.680	+1.746	10:55:48.889
8	1:09.445	+2.511	10:56:58.334
9	1:09.949	+3.015	10:58:08.283
10	1:11.248	+4.314	10:59:19.531
11	1:10.709	+3.775	11:00:30.240
12	1:41.634	+34.700	11:02:11.874
13	1:10.700	+3.766	11:03:22.574
14	1:13.767	+6.833	11:04:36.341
15	1:15.883	+8.949	11:05:52.224

Lap	Lap Tm	Diff	Time of Day
(357) CAIO ÁTILA			
1	1:12.548	+3.533	10:49:12.736
2	1:10.211	+1.196	10:50:22.947
3	1:09.833	+0.818	10:51:32.780
4	1:09.015		10:52:41.795

MX RONDÔNIA - 3a Etapa

NACIONAL PRO

Machadinho D'Oeste/RO 0,900 Km

1a Bateria

10/09/2023 11:00

Corrida iniciado em 10:47:16

Lap	Lap Tm	Diff	Time of Day
5	1:09.496	+0.481	10:53:51.291
6	1:11.896	+2.881	10:55:03.187
7	1:14.138	+5.123	10:56:17.325
8	1:13.546	+4.531	10:57:30.871
9	1:14.189	+5.174	10:58:45.060
10	1:15.785	+6.770	11:00:00.845
11	1:11.918	+2.903	11:01:12.763
12	1:14.556	+5.541	11:02:27.319
13	1:13.167	+4.152	11:03:40.486
14	1:10.887	+1.872	11:04:51.373
15	1:11.250	+2.235	11:06:02.623

(117) PEDRO TUSTLHER

1	1:11.748		10:49:09.541
2	1:16.957	+5.209	10:50:26.498
3	1:13.592	+1.844	10:51:40.090
4	1:14.124	+2.376	10:52:54.214
5	1:11.843	+0.095	10:54:06.057
6	1:12.360	+0.612	10:55:18.417
7	1:15.651	+3.903	10:56:34.068
8	1:15.416	+3.668	10:57:49.484
9	1:14.818	+3.070	10:59:04.302
10	1:16.200	+4.452	11:00:20.502
11	1:17.700	+5.952	11:01:38.202
12	1:16.345	+4.597	11:02:54.547
13	1:13.840	+2.092	11:04:08.387
14	1:13.297	+1.549	11:05:21.684

(23) VITOR

1	1:14.621	+2.020	10:49:13.933
2	1:19.904	+7.303	10:50:33.837
3	1:16.404	+3.803	10:51:50.241
4	1:12.601		10:53:02.842
5	1:13.887	+1.286	10:54:16.729
6	1:17.827	+5.226	10:55:34.556
7	1:16.301	+3.700	10:56:50.857
8	1:17.709	+5.108	10:58:08.566
9	1:16.850	+4.249	10:59:25.416
10	1:21.570	+8.969	11:00:46.986
11	1:20.879	+8.278	11:02:07.865
12	1:24.944	+12.343	11:03:32.809
13	1:18.992	+6.391	11:04:51.801
14	1:26.362	+13.761	11:06:18.163

(21) PEDRO HENRIQUE

1	1:11.440	+0.173	10:49:07.825
2	1:12.909	+1.642	10:50:20.734
3	1:11.267		10:51:32.001
4	1:12.951	+1.684	10:52:44.952
5	1:12.179	+0.912	10:53:57.131
6	1:13.898	+2.631	10:55:11.029
7	1:16.699	+5.432	10:56:27.728
8	1:19.845	+8.578	10:57:47.573
9	1:19.819	+8.552	10:59:07.392
10	1:30.823	+19.556	11:00:38.215
11	1:24.243	+12.976	11:02:02.458
12	1:26.762	+15.495	11:03:29.220
13	1:30.199	+18.932	11:04:59.419
14	1:24.460	+13.193	11:06:23.879

(764) KAIO ALEXANDRE

1	1:16.329	+4.010	10:49:11.921
2	1:12.319		10:50:24.240
3	1:13.278	+0.959	10:51:37.518
4	1:13.274	+0.955	10:52:50.792
5	1:14.240	+1.921	10:54:05.032

Lap	Lap Tm	Diff	Time of Day
6	1:16.139	+3.820	10:55:21.171
7	1:18.895	+6.576	10:56:40.066
8	1:18.970	+6.651	10:57:59.036
9	1:23.140	+10.821	10:59:22.176
10	1:22.421	+10.102	11:00:44.597
11	1:25.589	+13.270	11:02:10.186
12	1:27.097	+14.778	11:03:37.283
13	1:34.257	+21.938	11:05:11.540

(8) FABRICIO MOREIRA

1	1:09.072	+2.113	10:49:07.533
2	1:07.381	+0.422	10:50:14.914
3	1:06.962	+0.003	10:51:21.876
4	1:06.975	+0.016	10:52:28.851
5	1:06.959		10:53:35.810
6	1:08.464	+1.505	10:54:44.274
7	1:08.309	+1.350	10:55:52.583
8	1:08.811	+1.852	10:57:01.394
9	1:09.187	+2.228	10:58:10.581
10	1:13.048	+6.089	10:59:23.629
11	1:08.146	+1.187	11:00:31.775

(64) VITOR MANUEL

1	1:10.309	+3.047	10:49:09.762
2	1:09.386	+2.124	10:50:19.148
3	1:07.262		10:51:26.410
4	1:07.337	+0.075	10:52:33.747

(243) JAIR FERNANDO

1	1:12.501		10:49:36.122
---	-----------------	--	--------------

09 e 10
SETEMBRO
2023PREFEITURA DE
MACHADINHO D'OESTE
Um Novo Tempo!

MX RONDÔNIA - 3a Etapa

Classificado por voltas

NACIONAL PRO

Machadinho D'Oeste/RO 0,900 Km

1a Bateria

10/09/2023 11:00

Corrida iniciado em 10:47:16

Pos	No.	Nome	Classe	Voltas	Diff	Moto	Cidade	Patrocinador
1	169	DIEGO HENNING	NAC PRO	16		HONDA	JI-PARANÁ	MRP RACING-FEDERAL BURGER-ANTENA HITS FM-MEGA BOM SORVETE
2	43	VITOR MOTA	NAC PRO	16	23.162	HONDA	BURITIS	D CORE PLANEJADOS-TICO SUSPENÇÕES
3	80	RIDERSON CARLOS	NAC PRO	16	34.846	YAMAHA	RIO BRANCO/AC	80 MOTO PEÇAS-RECOL MOTOS-YAMAHA-LÍDER AUTO CENTER
4	456	ENZO DOTTO	NAC PRO	16	35.125	HONDA	CACOAL	DOTTO MIX-REVISIA AUTO CENTER
5	989	ROGÉRIO NEPOMUCEN	NAC PRO	16	1:03.561	HONDA	ROLIM DE MOURA	POLAQUINHO POSTO DE MOLAS-JP MOTOS-ODONTO ARTE-DB ROLIM D
6	6	UALISON MACHADO	NAC PRO	15	1 Volta	HONDA	SÃO MIGUEL DO GUA	DELUIE (LUSSET MACHADINHO) PROJETO HOTEL-ELI PROJETOS E SER
7	107	MOCICLEY DOURADO	NAC PRO	15	1 Volta	HONDA	FELDÓ/AC	ALBERT MODAS-TOTAL FITNESS-PREF KIEFER-STARCELL
8	216	MARCELO DE SANTANA	NAC PRO	15	1 Volta	HONDA	ARIQUEMES	AUTO POSTO BOM CONSELHO-BORRACHARIA JK-ERVA MATE-TERERÉ S
9	92	RODRIGO CAGNAN	NAC PRO	15	1 Volta	HONDA	VISTA ALEGRE DO AB	COMANDO MOTOS
10	17	LUIS AZEVEDO	NAC PRO	15	1 Volta	HONDA	CACOAL	STA ENGENHARIA-INSTALADORA SÃO LUIZ
11	903	JOEL FRANCISCO	NAC PRO	15	1 Volta	HONDA	CACOAL	INSTALADORA JF
12	357	CAIO ÁTILA	NAC PRO	15	1 Volta	HONDA	ARIQUEMES	DEP. ALEX REDANO-VAI OU RACHA-ERVA SELECTA-VEREADOR LANO M
13	117	PEDRO TUSTLHER	NAC PRO	14	2 Voltas	HONDA	MIRANTE DA SERRA	AREAL UNIÃO-PEDRO HORA MÁQUINA
14	23	VITOR	NAC PRO	14	2 Voltas	HONDA	ARIQUEMES	CARINHA JET SKI-FREEFIRE
15	21	PEDRO HENRIQUE	NAC PRO	14	2 Voltas	HONDA	ARIQUEMES	
16	764	KAIO ALEXANDRE	NAC PRO	13	3 Voltas	HONDA	ARIQUEMES	
17	8	FABRICIO MOREIRA	NAC PRO	11	5 Voltas	HONDA	PORTO VELHO	POSTO HAWAII-ROYAL-PILOTO 08
18	64	VITOR MANUEL	NAC PRO	4	12 Voltas	HONDA	ESPIGAO DO OESTE	WCAR CENTRO AUTOMOTIVO-RP COMPRA E VENDA
19	243	JAIR FERNANDO	NAC PRO	1	15 Voltas	HONDA	VISTA ALEGRE DO AB	COMANDO MOTOS

Margem da Vitoria

velocidade Media

Tempo Melhor volta

Melhor Veloc.

Melhor Volta por..

23.162

48,562



1:02.237

52,059

169 - DIEGO HENNING

Cronometragem: MARCOS A. MANCINI - Diretor de Prova: EVERTON TCHURMA

Orbits



MX RONDÔNIA - 3a Etapa

NACIONAL PRO

Machadinho D'Oeste/RO 0,900 Km

2a Bateria

10/09/2023 13:00

Corrida iniciado em 15:49:37

Lap	Lap Tm	Diff	Time of Day
(169) DIEGO HENNING			
1	1:03.487	+0.079	15:51:14.712
2	1:03.415	+0.007	15:52:18.127
3	1:03.805	+0.397	15:53:21.932
4	1:03.408		15:54:25.340
5	1:04.165	+0.757	15:55:29.505
6	1:09.965	+6.557	15:56:39.470
7	1:05.196	+1.788	15:57:44.666
8	1:05.958	+2.550	15:58:50.624
9	1:04.403	+0.995	15:59:55.027
10	1:05.095	+1.687	16:01:00.122
11	1:05.619	+2.211	16:02:05.741
12	1:07.266	+3.858	16:03:13.007
13	1:06.638	+3.230	16:04:19.645
14	1:05.552	+2.144	16:05:25.197
15	1:05.083	+1.675	16:06:30.280
16	1:07.306	+3.898	16:07:37.586

Lap	Lap Tm	Diff	Time of Day
(43) VITOR MOTA			
1	1:05.474	+0.977	15:51:17.275
2	1:05.579	+1.082	15:52:22.854
3	1:04.497		15:53:27.351
4	1:05.204	+0.707	15:54:32.555
5	1:06.264	+1.767	15:55:38.819
6	1:07.706	+3.209	15:56:46.525
7	1:08.644	+4.147	15:57:55.169
8	1:09.543	+5.046	15:59:04.712
9	1:08.442	+3.945	16:00:13.154
10	1:08.046	+3.549	16:01:21.200
11	1:09.033	+4.536	16:02:30.233
12	1:10.168	+5.671	16:03:40.401
13	1:09.353	+4.856	16:04:49.754
14	1:08.611	+4.114	16:05:58.365
15	1:09.816	+5.319	16:07:08.181
16	1:11.298	+6.801	16:08:19.479

Lap	Lap Tm	Diff	Time of Day
(6) UALISON MACHADO			
1	1:07.164	+0.557	15:51:20.836
2	1:06.766	+0.159	15:52:27.602
3	1:06.607		15:53:34.209
4	1:07.804	+1.197	15:54:42.013
5	1:11.358	+4.751	15:55:53.371
6	1:10.253	+3.646	15:57:03.624
7	1:10.115	+3.508	15:58:13.739
8	1:09.500	+2.893	15:59:23.239
9	1:10.217	+3.610	16:00:33.456
10	1:10.481	+3.874	16:01:43.937
11	1:08.887	+2.280	16:02:52.824
12	1:08.885	+2.278	16:04:01.709
13	1:09.435	+2.828	16:05:11.144
14	1:09.806	+3.199	16:06:20.950
15	1:10.168	+3.561	16:07:31.118
16	1:10.078	+3.471	16:08:41.196

Lap	Lap Tm	Diff	Time of Day
(216) MARCELO DE SANTANA			
1	1:12.403	+5.024	15:51:30.740
2	1:09.864	+2.485	15:52:40.604
3	1:08.772	+1.393	15:53:49.376
4	1:08.539	+1.160	15:54:57.915
5	1:10.091	+2.712	15:56:08.006
6	1:10.074	+2.695	15:57:18.080
7	1:08.556	+1.177	15:58:26.636
8	1:08.127	+0.748	15:59:34.763
9	1:08.277	+0.898	16:00:43.040
10	1:09.066	+1.687	16:01:52.106

Lap	Lap Tm	Diff	Time of Day
11	1:07.379		16:02:59.485
12	1:08.453	+1.074	16:04:07.938
13	1:08.664	+1.285	16:05:16.602
14	1:08.464	+1.085	16:06:25.066
15	1:08.104	+0.725	16:07:33.170
16	1:22.644	+15.265	16:08:55.814

Lap	Lap Tm	Diff	Time of Day
(903) JOEL FRANCISCO			
1	1:07.477		15:51:22.314
2	1:07.840	+0.363	15:52:30.154
3	1:08.664	+1.187	15:53:38.818
4	1:09.897	+2.420	15:54:48.715
5	1:10.149	+2.672	15:55:58.864
6	1:11.235	+3.758	15:57:10.099
7	1:08.683	+1.206	15:58:18.782
8	1:09.268	+1.791	15:59:28.050
9	1:09.126	+1.649	16:00:37.176
10	1:11.484	+4.007	16:01:48.660
11	1:09.564	+2.087	16:02:58.224
12	1:09.238	+1.761	16:04:07.462
13	1:11.312	+3.835	16:05:18.774
14	1:10.874	+3.397	16:06:29.648
15	1:10.677	+3.200	16:07:40.325

Lap	Lap Tm	Diff	Time of Day
(92) RODRIGO CAGNAN			
1	1:12.229	+4.638	15:51:32.176
2	1:10.199	+2.608	15:52:42.375
3	1:10.036	+2.445	15:53:52.411
4	1:09.205	+1.614	15:55:01.616
5	1:11.213	+3.622	15:56:12.829
6	1:09.699	+2.108	15:57:22.528
7	1:09.417	+1.826	15:58:31.945
8	1:08.189	+0.598	15:59:40.134
9	1:07.591		16:00:47.725
10	1:08.266	+0.675	16:01:55.991
11	1:09.763	+2.172	16:03:05.754
12	1:10.518	+2.927	16:04:16.272
13	1:08.770	+1.179	16:05:25.042
14	1:11.141	+3.550	16:06:36.183
15	1:09.733	+2.142	16:07:45.916

Lap	Lap Tm	Diff	Time of Day
(17) LUIS AZEVEDO			
1	1:09.289	+0.391	15:51:26.975
2	1:09.714	+0.816	15:52:36.689
3	1:09.395	+0.497	15:53:46.084
4	1:08.898		15:54:54.982
5	1:10.105	+1.207	15:56:05.087
6	1:10.382	+1.484	15:57:15.469
7	1:14.731	+5.833	15:58:30.200
8	1:13.896	+4.998	15:59:44.096
9	1:15.823	+6.925	16:00:59.919
10	1:13.366	+4.468	16:02:13.285
11	1:11.974	+3.076	16:03:25.259
12	1:12.317	+3.419	16:04:37.576
13	1:10.805	+1.907	16:05:48.381
14	1:10.901	+2.003	16:06:59.282
15	1:10.635	+1.737	16:08:09.917

Lap	Lap Tm	Diff	Time of Day
(80) RIDERSON CARLOS			
1	1:09.284	+2.483	15:51:24.087
2	1:07.927	+1.126	15:52:32.014
3	1:06.801		15:53:38.815
4	1:07.097	+0.296	15:54:45.912
5	1:07.503	+0.702	15:55:53.415
6	1:07.076	+0.275	15:57:00.491
7	1:08.177	+1.376	15:58:08.668

Lap	Lap Tm	Diff	Time of Day
8	1:07.933	+1.132	15:59:16.601
9	1:07.832	+1.031	16:00:24.433
10	1:07.755	+0.954	16:01:32.188
11	1:09.829	+3.028	16:02:42.017
12	1:08.699	+1.898	16:03:50.716
13	1:08.982	+2.181	16:04:59.698
14	2:23.983	+1:17.182	16:07:23.681
15	1:13.551	+6.750	16:08:37.232

Lap	Lap Tm	Diff	Time of Day
(989) ROGÉRIO NEPOMUCENO			
1	1:12.315	+1.585	15:51:29.696
2	1:10.730		15:52:40.426
3	1:12.386	+1.656	15:53:52.812
4	1:12.150	+1.420	15:55:04.962
5	1:14.784	+4.054	15:56:19.746
6	1:11.614	+0.884	15:57:31.360
7	1:11.949	+1.219	15:58:43.309
8	1:11.013	+0.283	15:59:54.322
9	1:11.758	+1.028	16:01:06.080
10	1:11.076	+0.346	16:02:17.156
11	1:29.719	+18.989	16:03:46.875
12	1:17.625	+6.895	16:05:04.500
13	1:13.356	+2.626	16:06:17.856
14	1:11.820	+1.090	16:07:29.676
15	1:13.552	+2.822	16:08:43.228

Lap	Lap Tm	Diff	Time of Day
(117) PEDRO TUSTLHER			
1	1:25.105	+11.353	15:51:41.716
2	1:13.752		15:52:55.468
3	1:14.008	+0.256	15:54:09.476
4	1:16.310	+2.558	15:55:25.786
5	1:17.584	+3.832	15:56:43.370
6	1:16.416	+2.664	15:57:59.786
7	1:14.904	+1.152	15:59:14.690
8	1:16.022	+2.270	16:00:30.712
9	1:16.213	+2.461	16:01:46.925
10	1:16.123	+2.371	16:03:03.048
11	1:17.324	+3.572	16:04:20.372
12	1:17.821	+4.069	16:05:38.193
13	1:19.128	+5.376	16:06:57.321
14	1:23.387	+9.635	16:08:20.708

Lap	Lap Tm	Diff	Time of Day
(21) PEDRO HENRIQUE			
1	1:13.603	+0.168	15:51:30.012
2	1:14.522	+1.087	15:52:44.534
3	1:28.087	+14.652	15:54:12.621
4	1:15.599	+2.164	15:55:28.220
5	1:16.345	+2.910	15:56:44.565
6	1:15.905	+2.470	15:58:00.470
7	1:13.435		15:59:13.905
8	1:17.381	+3.946	16:00:31.286
9	1:21.799	+8.364	16:01:53.085
10	1:17.933	+4.498	16:03:11.018
11	1:18.731	+5.296	16:04:29.749
12	1:16.353	+2.918	16:05:46.102
13	1:20.979	+7.544	16:07:07.081
14	1:22.910	+9.475	16:08:29.991

Lap	Lap Tm	Diff	Time of Day
(107) MOCICLEY DOURADO			
1	1:10.590	+1.114	15:51:30.107
2	1:09.476		15:52:39.583
3	1:11.081	+1.605	15:53:50.664
4	1:11.405	+1.929	15:55:02.069
5	1:14.557	+5.081	15:56:16.626
6	1:24.066	+14.590	15:57:40.692
7	1:25.304	+15.828	15:59:05.996

Cronometragem: MARCOS A. MANCINI - Diretor de Prova: EVERTON TCHURMA

Orbits

MX RONDÔNIA - 3a Etapa

NACIONAL PRO

Machadinho D'Oeste/RO 0,900 Km

2a Bateria

10/09/2023 13:00

Corrida iniciado em 15:49:37

Lap	Lap Tm	Diff	Time of Day
8	1:23.032	+13.556	16:00:29.028
9	1:24.368	+14.892	16:01:53.396
10	1:20.885	+11.409	16:03:14.281
11	1:17.786	+8.310	16:04:32.067
12	1:26.711	+17.235	16:05:58.778
13	1:20.967	+11.491	16:07:19.745
14	1:20.530	+11.054	16:08:40.275

(456) ENZO DOTTO

Lap	Lap Tm	Diff	Time of Day
1	1:05.681	+0.474	15:51:18.225
2	1:05.216	+0.009	15:52:23.441
3	1:05.703	+0.496	15:53:29.144
4	1:05.207		15:54:34.351
5	3:13.386	+2:08.179	15:57:47.737
6	1:12.676	+7.469	15:59:00.413
7	1:11.569	+6.362	16:00:11.982
8	1:11.570	+6.363	16:01:23.552
9	1:08.964	+3.757	16:02:32.516
10	1:09.096	+3.889	16:03:41.612
11	1:09.774	+4.567	16:04:51.386
12	1:10.905	+5.698	16:06:02.291
13	1:13.498	+8.291	16:07:15.789
14	1:26.599	+21.392	16:08:42.388

(8) FABRICIO MOREIRA

Lap	Lap Tm	Diff	Time of Day
1	1:07.261	+2.648	15:51:24.518
2	1:04.613		15:52:29.131
3	1:05.585	+0.972	15:53:34.716
4	1:06.079	+1.466	15:54:40.795
5	1:07.831	+3.218	15:55:48.626
6	1:12.144	+7.531	15:57:00.770



09 e 10
SETEMBRO
2023



PREFEITURA DE
MACHADINHO D'OESTE
Um Novo Tempo!



MX RONDÔNIA - 3a Etapa

Classificado por voltas

NACIONAL PRO

Machadinho D'Oeste/RO 0,900 Km

2a Bateria

10/09/2023 13:00

Corrida iniciado em 15:49:37

Pos	No.	Nome	Classe	Voltas	Diff	Moto	Cidade	Patrocinador
1	169	DIEGO HENNING	NAC PRO	16		HONDA	JI-PARANÁ	MRP RACING-FEDERAL BURGER-ANTENA HITS FM-MEGA BOM SORVETE
2	43	VITOR MOTA	NAC PRO	16	41.893	HONDA	BURITIS	D CORE PLANEJADOS-TICO SUSPENSÕES
3	6	UALISON MACHADO	NAC PRO	16	1:03.610	HONDA	SÃO MIGUEL DO GUA	DELUXE CLUB SET MACHADINHO-BOJE SIM HOTEL-ELU PROJETOS E SER
4	216	MARCELO DE SANTANA	NAC PRO	16	1:18.228	HONDA	ARIQUEMES	AUTO POSTO BOM CONSELHO-BORRACHARIA JK-ERVA MATE-TERERÉ S
5	903	JOEL FRANCISCO	NAC PRO	15	1 Volta	HONDA	CACOAL	INSTALADORA JF
6	92	RODRIGO CAGNAN	NAC PRO	15	1 Volta	HONDA	VISTA ALEGRE DO AB	COMANDO MOTOS
7	17	LUIS AZEVEDO	NAC PRO	15	1 Volta	HONDA	CACOAL	STA ENGENHARIA-INSTALADORA SÃO LUIZ
8	80	RIDERSON CARLOS	NAC PRO	15	1 Volta	YAMAHA	RIO BRANCO/AC	80 MOTO PEÇAS-RECOL MOTOS-YAMAHA-LÍDER AUTO CENTER
9	989	ROGÉRIO NEPOMUCEN	NAC PRO	15	1 Volta	HONDA	ROLIM DE MOURA	POLAQUINHO POSTO DE MOLAS-JP MOTOS-ODONTO ARTE-DB ROLIM D
10	117	PEDRO TUSTLHER	NAC PRO	14	2 Voltas	HONDA	MIRANTE DA SERRA	AREAL UNIÃO-PEDRO HORA MÁQUINA
11	21	PEDRO HENRIQUE	NAC PRO	14	2 Voltas	HONDA	ARIQUEMES	
12	107	MOCICLEY DOURADO	NAC PRO	14	2 Voltas	HONDA	FELDÓ/AC	ALBERT MODAS-TOTAL FITNESS-PREF KIEFER-STARCELL
13	456	ENZO DOTTO	NAC PRO	14	2 Voltas	HONDA	CACOAL	DOTTO MIX-REVISIA AUTO CENTER
14	8	FABRICIO MOREIRA	NAC PRO	6	10 Voltas	HONDA	PORTO VELHO	POSTO HAWAII-ROYAL-PILOTO 08

Margem da Vitoria

velocidade Media

Tempo Melhor volta

Melhor Veloc.

Melhor Volta por..

41.893

47,980



1:03.408

51,098

169 - DIEGO HENNING

Cronometragem: MARCOS A. MANCINI - Diretor de Prova: EVERTON TCHURMA

Orbits





09 e 10
SETEMBRO
2023



PREFEITURA DE
**MACHADINHO
D'OESTE**
Um Novo Tempo!



MX RONDÔNIA - 3a Etapa

NACIONAL PRO

Machadinho D'Oeste/RO 0,900 Km

RESULTADO GERAL

POS	No.	PILOTO	CATEG	1a BAT	2a BAT	TOTAL	MOTO	CIDADE
1	169	DIEGO HENNING	NAC PRO	25	25	50	HONDA	JI-PARANÁ
2	43	VITOR MOTA	NAC PRO	22	22	44	HONDA	BURITIS
3	6	UALISON MACHADO	NAC PRO	15	20	35	HONDA	SÃO MIGUEL DO GUAPORÉ
4	80	RIDERSON CARLOS	NAC PRO	20	13	33	YAMAHA	RIO BRANCO/AC
5	216	MARCELO DE SANTANA	NAC PRO	13	18	31	HONDA	ARIQUEMES
6	989	ROGÉRIO NEPOMUCENO	NAC PRO	16	12	28	HONDA	ROLIM DE MOURA
7	92	RODRIGO CAGNAN	NAC PRO	12	15	27	HONDA	VISTA ALEGRE DO ABUNÃ
8	903	JOEL FRANCISCO	NAC PRO	10	16	26	HONDA	CACOAL
9	456	ENZO DOTTO	NAC PRO	18	8	26	HONDA	CACOAL
10	17	LUIS AZEVEDO	NAC PRO	11	14	25	HONDA	CACOAL
11	107	MOCICLEY DOURADO	NAC PRO	14	9	23	HONDA	FEIÓ/AC
12	117	PEDRO TUSTLHER	NAC PRO	8	11	19	HONDA	MIRANTE DA SERRA
13	21	PEDRO HENRIQUE	NAC PRO	6	10	16	HONDA	ARIQUEMES
14	8	FABRICIO MOREIRA	NAC PRO	4	7	11	HONDA	PORTO VELHO
15	357	CAIO ÁTILA	NAC PRO	9	--	9	HONDA	ARIQUEMES
16	23	VITOR	NAC PRO	7	--	7	HONDA	ARIQUEMES
17	764	KAIO ALEXANDRE	NAC PRO	5	--	5	HONDA	ARIQUEMES
18	64	VITOR MANUEL	NAC PRO	3	--	3	HONDA	ESPIGAO DO OESTE
19	243	JAIR FERNANDO	NAC PRO	2	--	2	HONDA	VISTA ALEGRE DO ABUNÃ

Cronometragem: MARCOS A. MANCINI - Diretor de Prova: EVERTON TCHURMA

Orbits



MX RONDÔNIA - 3a Etapa

NACIONAL PRO

Machadinho D'Oeste/RO 0,900 Km

Treino Cronometrado

09/09/2023 15:00

Qualificação iniciado em 14:54:13

Lap	Lap Tm	Diff	Time of Day
(169) DIEGO HENNING			
1	1:06.854	+3.330	14:56:28.243
2	1:05.752	+2.228	14:57:33.995
3	1:03.977	+0.453	14:58:37.972
4	1:05.561	+2.037	14:59:43.533
5	1:03.740	+0.216	15:00:47.273
6	1:03.915	+0.391	15:01:51.188
7	1:06.636	+3.112	15:02:57.824
8	1:03.524		15:04:01.348
9	6:29.862	+5:26.338	15:10:31.210

Lap	Lap Tm	Diff	Time of Day
(23) VITOR			
1	1:17.326	+12.998	14:57:18.680
2	1:14.303	+9.975	14:58:32.983
3	1:17.270	+12.942	14:59:50.253
4	1:28.195	+23.867	15:01:18.448
5	1:10.591	+6.263	15:02:29.039
6	1:14.255	+9.927	15:03:43.294
7	1:04.328		15:04:47.622
8	3:03.193	+1:58.865	15:07:50.815

Lap	Lap Tm	Diff	Time of Day
(456) ENZO DOTTO			
1	1:29.307	+24.762	14:57:15.953
2	1:08.879	+4.334	14:58:24.832
3	1:09.328	+4.783	14:59:34.160
4	1:11.638	+7.093	15:00:45.798
5	1:15.238	+10.693	15:02:01.036
6	2:36.964	+1:32.419	15:04:38.000
7	1:27.972	+23.427	15:06:05.972
8	1:04.545		15:07:10.517
9	1:05.705	+1.160	15:08:16.222
10	2:34.818	+1:30.273	15:10:51.040

Lap	Lap Tm	Diff	Time of Day
(43) VITOR MOTA			
1	1:14.702	+8.803	14:57:49.943
2	1:11.039	+5.140	14:59:00.982
3	1:06.172	+0.273	15:00:07.154
4	1:05.929	+0.030	15:01:13.083
5	1:05.899		15:02:18.982
6	1:06.047	+0.148	15:03:25.029
7	1:06.627	+0.728	15:04:31.656
8	1:05.916	+0.017	15:05:37.572
9	3:44.057	+2:38.158	15:09:21.629

Lap	Lap Tm	Diff	Time of Day
(6) UALISON MACHADO			
1	1:15.441	+9.421	14:56:28.405
2	1:09.485	+3.465	14:57:37.890
3	1:09.991	+3.971	14:58:47.881
4	1:07.397	+1.377	14:59:55.278
5	1:07.535	+1.515	15:01:02.813
6	3:44.323	+2:38.303	15:04:47.136
7	1:06.511	+0.491	15:05:53.647
8	1:06.020		15:06:59.667
9	1:06.289	+0.269	15:08:05.956
10	1:07.054	+1.034	15:09:13.010

Lap	Lap Tm	Diff	Time of Day
(80) RIDERSON CARLOS			
1	1:11.556	+5.017	14:56:18.570
2	1:06.662	+0.123	14:57:25.232
3	1:06.613	+0.074	14:58:31.845
4	1:06.539		14:59:38.384
5	1:06.908	+0.369	15:00:45.292
6	2:26.488	+1:19.949	15:03:11.780

Lap	Lap Tm	Diff	Time of Day
(64) VITOR MANUEL			

Lap	Lap Tm	Diff	Time of Day
1	1:22.029	+14.482	14:57:15.272
2	1:12.600	+5.053	14:58:27.872
3	1:16.091	+8.544	14:59:43.963
4	1:12.209	+4.662	15:00:56.172
5	1:08.158	+0.611	15:02:04.330
6	1:23.741	+16.194	15:03:28.071
7	1:07.547		15:04:35.618
8	1:33.563	+26.016	15:06:09.181
9	1:08.295	+0.748	15:07:17.476
10	1:20.062	+12.515	15:08:37.538
11	1:37.314	+29.767	15:10:14.852

Lap	Lap Tm	Diff	Time of Day
(92) RODRIGO CAGNAN			
1	1:15.629	+7.493	14:56:33.324
2	1:10.747	+2.611	14:57:44.071
3	1:09.878	+1.742	14:58:53.949
4	1:08.744	+0.608	15:00:02.693
5	1:08.136		15:01:10.829
6	2:57.147	+1:49.011	15:04:07.976

Lap	Lap Tm	Diff	Time of Day
(216) MARCELO DE SANTANA			
1	1:12.885	+4.392	14:56:35.580
2	1:10.087	+1.594	14:57:45.667
3	1:09.242	+0.749	14:58:54.909
4	1:09.320	+0.827	15:00:04.229
5	1:08.493		15:01:12.722
6	1:09.025	+0.532	15:02:21.747
7	2:58.051	+1:49.558	15:05:19.798
8	1:12.842	+4.349	15:06:32.640
9	1:09.277	+0.784	15:07:41.917

Lap	Lap Tm	Diff	Time of Day
(903) JOEL FRANCISCO			
1	1:20.175	+11.639	14:57:01.017
2	1:11.784	+3.248	14:58:12.801
3	1:08.599	+0.063	14:59:21.400
4	1:08.536		15:00:29.936
5	1:12.368	+3.832	15:01:42.304
6	1:17.840	+9.304	15:03:00.144
7	1:12.935	+4.399	15:04:13.079
8	2:42.583	+1:34.047	15:06:55.662
9	1:19.234	+10.698	15:08:14.896
10	1:12.771	+4.235	15:09:27.667

Lap	Lap Tm	Diff	Time of Day
(107) MOCICLEY DOURADO			
1	1:12.763	+3.960	15:00:12.590
2	1:46.003	+37.200	15:01:58.593
3	1:09.240	+0.437	15:03:07.833
4	1:09.640	+0.837	15:04:17.473
5	1:11.879	+3.076	15:05:29.352
6	1:32.643	+23.840	15:07:01.995
7	1:08.803		15:08:10.798
8	1:11.464	+2.661	15:09:22.262

Lap	Lap Tm	Diff	Time of Day
(17) LUIS AZEVEDO			
1	1:19.999	+11.044	14:57:05.662
2	1:14.045	+5.090	14:58:19.707
3	1:12.480	+3.525	14:59:32.187
4	1:10.155	+1.200	15:00:42.342
5	1:15.857	+6.902	15:01:58.199
6	1:22.305	+13.350	15:03:20.504
7	1:09.716	+0.761	15:04:30.220
8	1:09.440	+0.485	15:05:39.660
9	1:08.955		15:06:48.615
10	1:18.369	+9.414	15:08:06.984
11	1:14.258	+5.303	15:09:21.242

Lap	Lap Tm	Diff	Time of Day
(989) ROGÉRIO NEPOMUCENO			
1	1:19.227	+10.248	14:57:09.705
2	1:11.427	+2.448	14:58:21.132
3	1:09.772	+0.793	14:59:30.904
4	1:09.438	+0.459	15:00:40.342
5	1:08.979		15:01:49.321
6	1:13.575	+4.596	15:03:02.896
7	1:14.048	+5.069	15:04:16.944

Lap	Lap Tm	Diff	Time of Day
(357) CAIO ÁTILA			
1	1:13.411	+3.941	14:56:44.258
2	1:10.178	+0.708	14:57:54.436
3	1:09.470		14:59:03.906
4	1:10.173	+0.703	15:00:14.079
5	1:09.994	+0.524	15:01:24.073
6	4:23.121	+3:13.651	15:05:47.194
7	1:09.519	+0.049	15:06:56.713

Lap	Lap Tm	Diff	Time of Day
(117) PEDRO TUSTLHER			
1	1:14.152	+3.541	14:56:23.706
2	1:12.394	+1.783	14:57:36.100
3	1:10.987	+0.376	14:58:47.087
4	1:10.611		14:59:57.698
5	1:11.458	+0.847	15:01:09.156
6	3:42.290	+2:31.679	15:04:51.446
7	1:30.279	+19.668	15:06:21.725
8	1:12.083	+1.472	15:07:33.808
9	2:53.878	+1:43.267	15:10:27.686

Lap	Lap Tm	Diff	Time of Day
(243) JAIR FERNANDO			
1	1:16.277	+5.608	14:57:10.556
2	1:11.485	+0.816	14:58:22.041
3	1:11.120	+0.451	14:59:33.161
4	1:11.750	+1.081	15:00:44.911
5	1:10.669		15:01:55.580
6	1:17.711	+7.042	15:03:13.291

Lap	Lap Tm	Diff	Time of Day
(764) KAI0			
1	1:20.829	+9.243	14:58:45.276
2	1:11.586		14:59:56.862
3	1:24.524	+12.938	15:01:21.386
4	1:14.687	+3.101	15:02:36.073
5	1:12.608	+1.022	15:03:48.681

Lap	Lap Tm	Diff	Time of Day
(21) PEDRO HENRIQUE			
1	1:19.294	+6.869	14:56:40.484
2	1:14.371	+1.946	14:57:54.855
3	1:14.023	+1.598	14:59:08.878
4	1:12.425		15:00:21.303
5	1:17.794	+5.369	15:01:39.097
6	1:55.717	+43.292	15:03:34.814
7	1:24.055	+11.630	15:04:58.869
8	1:22.326	+9.901	15:06:21.195
9	1:28.459	+16.034	15:07:49.654
10	1:26.932	+14.507	15:09:16.586



09 e 10
SETEMBRO
2023



PREFEITURA DE
**MACHADINHO
D'OESTE**
Um Novo Tempo!



MX RONDÔNIA - 3a Etapa

Classificado pela melhor volta

NACIONAL PRO

Machadinho D'Oeste/RO 0,900 Km

Treino Cronometrado

09/09/2023 15:00

Qualificação iniciado em 14:54:13

Pos	No.	Nome	Classe	M. Tempo	Diff	Moto	Cidade	Patrocinador
1	169	DIEGO HENNING	NAC PRO	1:03.524		HONDA	JI-PARANÁ	REDE ANTENA IPTV
2	23	VITOR	NAC PRO	1:04.328	0.804	HONDA	ARIQUEMES	CARINHA JET SKI-FREEFIRE
3	456	ENZO DOTTO	NAC PRO	1:04.545	1.021	HONDA	CACOAL	DOTTO MIX-REVISIA AUTO CENTER
4	43	VITOR MOTA	NAC PRO	1:05.899	2.375	HONDA	BURITIS	D CORE PLANEJADOS-TICO SUSPENÇÕES
5	6	UALISON MACHADO	NAC PRO	1:06.020	2.496	HONDA	SÃO MIGUEL DO	REDE ANTENA IPTV
6	80	RIDERSON CARLOS	NAC PRO	1:06.539	3.015	YAMAHA	RIO BRANCO/AC	80 MOTO PEÇAS-RECOL MOTOS-YAMAHA-LÍDER
7	64	VITOR MANUEL	NAC PRO	1:07.547	4.023	HONDA	ESPIGAO DO OES	WCAR CENTRO AUTOMOTIVO-RP COMPRA E VEN
8	92	RODRIGO CAGNAN	NAC PRO	1:08.136	4.612	HONDA	VISTA ALEGRE DI	COMANDO MOTOS
9	216	MARCELO DE SANTANA	NAC PRO	1:08.493	4.969	HONDA	ARIQUEMES	AUTO POSTO BOM CONSELHO-BORRACHARIA JK
10	903	JOEL FRANCISCO	NAC PRO	1:08.536	5.012	HONDA	CACOAL	INSTALADORA JF
11	107	MOCICLEY DOURADO	IMP PRO	1:08.803	5.279	HONDA	FEIJÓ/AC	ALBERT MODAS-TOTAL FITNESS-PREF KIEFER-ST
12	17	LUIS AZEVEDO	NAC PRO	1:08.955	5.431	HONDA	CACOAL	STA ENGENHARIA-INSTALADORA SÃO LUIZ
13	989	ROGÉRIO NEPOMUCENO	NAC PRO	1:08.979	5.455	HONDA	ROLIM DE MOUR,	POLAQUINHO POSTO DE MOLAS-IP MOTOS-ODO
14	357	CAIO ÁTILA	NAC PRO	1:09.470	5.946	HONDA	ARIQUEMES	DEP. ALEX REDANO-VAI OU RACHA-ERVA SELEC
15	117	PEDRO TUSTLHER	NAC PRO	1:10.611	7.087	HONDA	MIRANTE DA SER	AREAL UNIÃO-PEDRO HORA MÁQUINA
16	243	JAIR FERNANDO	NAC PRO	1:10.669	7.145	HONDA	VISTA ALEGRE DI	COMANDO MOTOS
17	764	KAIO	NAC PRO	1:11.586	8.062	HONDA	ARIQUEMES	
18	21	PEDRO HENRIQUE	NAC PRO	1:12.425	8.901	HONDA	ARIQUEMES	

Cronometragem: MARCOS A. MANCINI - Diretor de Prova: EVERTON TCHURMA

Orbits

