

MX LEMAMT - 2a Etapa


65cc / 50cc

Campos de Júlio/MT 1,000 Km

Corrida

04/06/2023 12:30

Corrida iniciado em 13:31:16



Lap	Lap Tm	Diff	Time of Day
(712) JOÃO VITOR			
1	1:11.389	+2.200	13:33:05.760
2	1:10.022	+0.833	13:34:15.782
3	1:12.044	+2.855	13:35:27.826
4	1:09.189		13:36:37.015
5	1:09.570	+0.381	13:37:46.585
6	1:09.795	+0.606	13:38:56.380
7	1:09.651	+0.462	13:40:06.031
8	1:10.134	+0.945	13:41:16.165

Lap	Lap Tm	Diff	Time of Day
(747) DAVI LUIZ			
1	1:13.856	+2.294	13:33:07.426
2	1:12.071	+0.509	13:34:19.497
3	1:11.562		13:35:31.059
4	1:20.065	+8.503	13:36:51.124
5	1:11.837	+0.275	13:38:02.961
6	1:13.343	+1.781	13:39:16.304
7	1:11.623	+0.061	13:40:27.927
8	1:12.555	+0.993	13:41:40.482

Lap	Lap Tm	Diff	Time of Day
(61) ARTUR LUCAS			
1	1:16.468	+4.157	13:33:12.391
2	1:14.129	+1.818	13:34:26.520
3	1:15.918	+3.607	13:35:42.438
4	1:13.935	+1.624	13:36:56.373
5	1:14.676	+2.365	13:38:11.049
6	1:13.384	+1.073	13:39:24.433
7	1:12.311		13:40:36.744
8	1:13.329	+1.018	13:41:50.073

Lap	Lap Tm	Diff	Time of Day
(20) LUCAS PIETRO			
1	1:23.247	+6.800	13:33:25.255
2	1:23.598	+7.151	13:34:48.853
3	1:20.984	+4.537	13:36:09.837
4	1:21.148	+4.701	13:37:30.985
5	1:16.447		13:38:47.432
6	1:17.809	+1.362	13:40:05.241
7	1:18.004	+1.557	13:41:23.245

Lap	Lap Tm	Diff	Time of Day
(146) MAURO DIAS			
1	1:22.763	+3.328	13:33:38.728
2	1:24.454	+5.019	13:35:03.182
3	1:21.020	+1.585	13:36:24.202
4	1:20.580	+1.145	13:37:44.782
5	1:19.917	+0.482	13:39:04.699
6	1:20.379	+0.944	13:40:25.078
7	1:19.435		13:41:44.513

Lap	Lap Tm	Diff	Time of Day
(51) KEVIN WILLIAM			
1	1:14.656	+2.908	13:33:13.645
2	3:06.970	+1:55.222	13:36:20.615
3	1:12.372	+0.624	13:37:32.987
4	1:12.445	+0.697	13:38:45.432
5	1:11.748		13:39:57.180
6	1:12.282	+0.534	13:41:09.462
7	1:12.428	+0.680	13:42:21.890

Lap	Lap Tm	Diff	Time of Day
(4) YAN GABRIEL			
1	1:38.720	+1.955	13:33:46.209
2	1:39.986	+3.221	13:35:26.195
3	1:37.851	+1.086	13:37:04.046
4	1:38.715	+1.950	13:38:42.761
5	1:38.503	+1.738	13:40:21.264
6	1:36.765		13:41:58.029

Lap	Lap Tm	Diff	Time of Day
(49) ENZO NASGORSKI			
1	1:44.396	+8.694	13:33:56.339
2	1:44.671	+8.969	13:35:41.010
3	1:42.430	+6.728	13:37:23.440
4	1:38.103	+2.401	13:39:01.543
5	1:35.702		13:40:37.245
6	1:38.083	+2.381	13:42:15.328

Lap	Lap Tm	Diff	Time of Day
-----	--------	------	-------------



Prefeitura Municipal
CAMPOS DE JÚLIO
Semeando Desenvolvimento



CÂMARA MUNICIPAL DE
CAMPOS DE JÚLIO

MX LEMAMT - 2a Etapa

Classificado por voltas

65cc / 50cc

Campos de Júlio/MT 1,000 Km

Corrida

04/06/2023 12:30

Corrida iniciado em 13:31:16

Pos	No.	Nome	Classe	Voltas	Diff	M. Tempo	Moto	Cidade	Patrocinador
1	712	JOÃO VITOR	65CC	8		1:09.189	YAMAHA	"CONQUISTA D'OESTE"	CONQUISTA CROSS-TEXAS BOITEL
2	747	DAVI LUIZ	50CC/65CC	8	24.317	1:11.562	KTM	NOVA MUTUM	NORTELAB-FARMÁCIA ECONOMIZE
3	61	ARTUR LUCAS	65CC	8	33.908	1:12.311	KTM	CONQUISTA D'OESTE	DIOGO SOM-DONDOCA CLOSET-CONQUIS
4	20	LUCAS PIETRO	65CC	7	1 Volta	1:16.447	KAWASAKI	CAMPO NOVO DO PAF	SUL TINTAS-LP PINTURAS
5	146	MAURO DIAS	65CC	7	1 Volta	1:19.435	KTM	SÃO JOSÉ DO RIO CL	SUPER PEÇAS-7 SISTEMA-HANCH STORE-P
6	51	KEVIN WILLIAM	65CC	7	1 Volta	1:11.748	KTM	BRASNORTE	SUNOCO AUTO CAR
7	4	YAN GABRIEL	50CC	6	2 Voltas	1:36.765	HONDA	CAMPO NOVO DO PAF	STUDIO LILIAN SILVA-CS AUTO ELÉTRICA
8	49	ENZO NASGORSKI	50CC/65CC	6	2 Voltas	1:35.702	KTM	SÃO JOSÉ DO RIO CL	D R CLÁUDIO ZERI-GALVÃO ENGENHARIA-I

Margem da Vitoria

velocidade Media

Tempo Melhor volta

Melhor Veloc.

Melhor Volta por..

24.317

48,034

1:09.189

52,031

712 - JOÃO VITOR

Cronometragem: MARCOS A. MANCINI - Diretor de Prova: JOCEMIR ZAMBONI

Orbits





Prefeitura Municipal
CAMPOS DE JÚLIO
Semeando Desenvolvimento



CÂMARA MUNICIPAL DE
CAMPOS DE JÚLIO

MX LEMAMT - 2a Etapa

65cc / 50cc

Campos de Júlio/MT 1,000 Km

Warm-up


04/06/2023 08:40

Qualificação iniciado em 9:31:43

Lap	Lap Tm	Diff	Time of Day	Lap	Lap Tm	Diff	Time of Day	Lap	Lap Tm	Diff	Time of Day
(747) DAVI LUIZ											
1	1:23.483	+1.915	9:33:47.337								
2	1:21.568		9:35:08.905								
(712) JOÃO VITOR											
1	1:28.691	+5.537	9:33:59.193								
2	1:26.794	+3.640	9:35:25.987								
3	1:26.904	+3.750	9:36:52.891								
4	1:23.154		9:38:16.045								
5	1:24.711	+1.557	9:39:40.756								
(51) KEVIN WILLIAM											
1	1:37.887	+12.775	9:36:42.934								
2	1:28.483	+3.371	9:38:11.417								
3	1:25.112		9:39:36.529								
(146) MAURO DIAS											
1	1:32.387	+3.842	9:34:17.686								
2	1:30.844	+2.299	9:35:48.530								
3	1:28.545		9:37:17.075								
4	2:52.136	+1:23.591	9:40:09.211								
(20) LUCAS PIETRO											
1	1:30.844		9:34:16.351								
2	1:58.190	+27.346	9:36:14.541								
3	1:33.368	+2.524	9:37:47.909								
4	2:31.075	+1:00.231	9:40:18.984								
(61) ARTUR LUCAS											
1	1:31.019		9:33:59.963								
2	2:45.641	+1:14.622	9:36:45.604								
3	3:16.926	+1:45.907	9:40:02.530								
(4) YAN GABRIEL											
1	4:07.146	+2:03.827	9:37:07.387								
2	2:03.319		9:39:10.706								

Cronometragem: MARCOS A. MANCINI - Diretor de Prova: JOCEMIR ZAMBONI

Orbits





Prefeitura Municipal
CAMPOS DE JÚLIO
Semeando Desenvolvimento



CÂMARA MUNICIPAL DE
CAMPOS DE JÚLIO

MX LEMAMT - 2a Etapa

Classificado pela melhor volta

65cc / 50cc

Campos de Júlio/MT 1,000 Km

Warm-up


04/06/2023 08:40

Qualificação iniciado em 9:31:43

Pos	No.	Nome	Classe	M. Tempo	Diff	Moto	Cidade	Patrocinador
1	747	DAVI LUIZ	50CC/65CC	1:21.568		KTM	NOVA MUTUM	NORTELAB-FARMÁCIA ECONOMIZE
2	712	JOÃO VITOR	65CC	1:23.154	1.586	YAMAHA	"CONQUISTA D'OESTE M	CONQUISTA CROSS-TEXAS BOITEL
3	51	KEVIN WILLIAM	65CC	1:25.112	3.544	KTM	BRASNORTE	SUNOCO AUTO CAR
4	146	MAURO DIAS	65CC	1:28.545	6.977	KTM	SÃO JOSÉ DO RIO CLARO	SUPER PEÇAS-7 SISTEMA-HANCH STORE-PREI
5	20	LUCAS PIETRO	65CC	1:30.844	9.276	KAWASAKI	CAMPO NOVO DO PARECI	SUL TINTAS-LP PINTURAS
6	61	ARTUR LUCAS	65CC	1:31.019	9.451	KTM	CONQUISTA D'OESTE	DIOGO SOM-DONDOCA CLOSET-CONQUISTA C
7	4	YAN GABRIEL	50CC	2:03.319	41.751	HONDA	CAMPO NOVO DO PARECI	STUDIO LILIAN SILVA-CS AUTO ELÉTRICA

Cronometragem: MARCOS A. MANCINI - Diretor de Prova: JOCEMIR ZAMBONI

Orbits



MX LEMAMT - 2a Etapa

IMPORTADA 250


Campos de Júlio/MT, 1,000 Km

Corrida

04/06/2023 15:00

Corrida iniciado em 15:46:31

Lap	Lap Tm	Diff	Time of Day	Lap	Lap Tm	Diff	Time of Day	Lap	Lap Tm	Diff	Time of Day
(55) MARCOS ALEXANDRE				1	1:13.354	+2.367	15:48:12.252	4	1:14.528	+0.366	15:52:03.035
1	1:09.668	+1.465	15:48:07.231	2	1:11.703	+0.716	15:49:23.955	5	1:15.229	+1.067	15:53:18.264
2	1:08.827	+0.624	15:49:16.058	3	1:10.987		15:50:34.942	6	1:14.630	+0.468	15:54:32.894
3	1:08.203		15:50:24.261	4	1:12.814	+1.827	15:51:47.756	7	1:14.897	+0.735	15:55:47.791
4	1:08.666	+0.463	15:51:32.927	5	1:12.050	+1.063	15:52:59.806	8	1:15.461	+1.299	15:57:03.252
5	1:08.537	+0.334	15:52:41.464	6	1:12.197	+1.210	15:54:12.003	9	1:14.665	+0.503	15:58:17.917
6	1:08.845	+0.642	15:53:50.309	7	1:11.674	+0.687	15:55:23.677	10	1:15.841	+1.679	15:59:33.758
7	1:08.535	+0.332	15:54:58.844	8	1:13.606	+2.619	15:56:37.283	11	1:14.768	+0.606	16:00:48.526
8	1:09.155	+0.952	15:56:07.999	9	1:12.933	+1.946	15:57:50.216	12	1:18.501	+4.339	16:02:07.027
9	1:12.371	+4.168	15:57:20.370	10	1:14.989	+4.002	15:59:05.205	13	1:23.315	+9.153	16:03:30.342
10	1:10.505	+2.302	15:58:30.875	11	1:17.127	+6.140	16:00:22.332	(440) ADALBERTO MACHADO			
11	1:09.889	+1.686	15:59:40.764	12	1:14.649	+3.662	16:01:36.981	1	1:19.969	+4.214	15:48:22.419
12	1:09.985	+1.782	16:00:50.749	13	1:16.484	+5.497	16:02:53.465	2	1:15.755		15:49:38.174
13	1:12.423	+4.220	16:02:03.172	14	1:18.311	+7.324	16:04:11.776	3	1:16.753	+0.998	15:50:54.927
14	1:09.105	+0.902	16:03:12.277	(27) THIAGO DELARICA				4	1:17.749	+1.994	15:52:12.676
(69) ROMÁRIO ROSA				1	1:13.557	+1.006	15:48:13.555	5	1:16.816	+1.061	15:53:29.492
1	1:09.389	+0.952	15:48:08.354	2	1:12.551		15:49:26.106	6	1:18.578	+2.823	15:54:48.070
2	1:09.143	+0.706	15:49:17.497	3	1:13.969	+1.418	15:50:40.075	7	1:19.593	+3.838	15:56:07.663
3	1:09.209	+0.772	15:50:26.706	4	1:15.305	+2.754	15:51:55.380	8	1:23.552	+7.797	15:57:31.215
4	1:08.437		15:51:35.143	5	1:14.842	+2.291	15:53:10.222	9	1:18.380	+2.625	15:58:49.595
5	1:08.815	+0.378	15:52:43.958	6	1:15.850	+3.299	15:54:26.072	10	1:18.990	+3.235	16:00:08.585
6	1:08.813	+0.376	15:53:52.771	7	1:15.340	+2.789	15:55:41.412	11	1:19.170	+3.415	16:01:27.755
7	1:09.141	+0.704	15:55:01.912	8	1:14.903	+2.352	15:56:56.315	12	1:19.862	+4.107	16:02:47.617
8	1:08.852	+0.415	15:56:10.764	9	1:14.519	+1.968	15:58:10.834	13	1:22.157	+6.402	16:04:09.774
9	1:10.596	+2.159	15:57:21.360	10	1:14.889	+2.338	15:59:25.723	(18) ELIANDRO PORFÍRIO			
10	1:10.969	+2.532	15:58:32.329	11	1:15.639	+3.088	16:00:41.362	1	1:17.041	+3.498	15:48:18.992
11	1:10.073	+1.636	15:59:42.402	12	1:14.609	+2.058	16:01:55.971	2	1:13.543		15:49:32.535
12	1:09.304	+0.867	16:00:51.706	13	1:14.411	+1.860	16:03:10.382	3	1:14.645	+1.102	15:50:47.180
13	1:11.845	+3.408	16:02:03.551	14	1:13.798	+1.247	16:04:24.180	4	1:14.730	+1.187	15:52:01.910
14	1:09.679	+1.242	16:03:13.230	(17) THIAGO FERNANDO				5	1:14.715	+1.172	15:53:16.625
(74) MATEUS ZILLI				1	1:15.166	+2.899	15:48:15.682	6	1:17.247	+3.704	15:54:33.872
1	1:09.553	+1.022	15:48:06.512	2	1:12.267		15:49:27.949	7	1:18.828	+5.285	15:55:52.700
2	1:08.702	+0.171	15:49:15.214	3	1:12.813	+0.546	15:50:40.762	8	1:22.015	+8.472	15:57:14.715
3	1:09.772	+1.241	15:50:24.986	4	1:14.930	+2.663	15:51:55.692	9	1:24.809	+11.266	15:58:39.524
4	1:09.036	+0.505	15:51:34.022	5	1:14.951	+2.684	15:53:10.643	10	5:03.506	+3:49.963	16:03:43.030
5	1:09.036	+0.505	15:52:43.058	6	1:15.733	+3.466	15:54:26.376	(318) DANILO ASSUMPTÃO			
6	1:08.947	+0.416	15:53:52.005	7	1:15.548	+3.281	15:55:41.924	1	1:15.765	+2.180	15:48:16.656
7	1:08.531		15:55:00.536	8	1:15.604	+3.337	15:56:57.528	2	1:13.585		15:49:30.241
8	1:08.746	+0.215	15:56:09.282	9	1:14.430	+2.163	15:58:11.958	3	1:15.200	+1.615	15:50:45.441
9	1:11.286	+2.755	15:57:20.568	10	1:14.090	+1.823	15:59:26.048	4	1:13.815	+0.230	15:51:59.256
10	1:11.087	+2.556	15:58:31.655	11	1:15.807	+3.540	16:00:41.855	5	1:13.811	+0.226	15:53:13.067
11	1:09.767	+1.236	15:59:41.422	12	1:14.380	+2.113	16:01:56.235	6	1:14.371	+0.786	15:54:27.438
12	1:09.464	+0.933	16:00:50.886	13	1:14.732	+2.465	16:03:10.967	7	1:14.781	+1.196	15:55:42.219
13	1:12.981	+4.450	16:02:03.867	14	1:19.271	+7.004	16:04:30.238	8	1:14.684	+1.099	15:56:56.903
14	1:11.092	+2.561	16:03:14.959	(318) DANILO ASSUMPTÃO				9	1:15.391	+1.806	15:58:12.294
(456) ENZO DOTTO				1	1:15.765	+2.180	15:48:16.656	10	1:15.691	+2.106	15:59:27.985
1	1:14.142	+4.109	15:48:14.447	2	1:13.585		15:49:30.241	11	1:15.836	+2.251	16:00:43.821
2	1:12.363	+2.330	15:49:26.810	3	1:15.200	+1.615	15:50:45.441	12	1:15.374	+1.789	16:01:59.195
3	1:13.496	+3.463	15:50:40.306	4	1:13.815	+0.230	15:51:59.256	13	1:17.484	+3.899	16:03:16.679
4	1:11.623	+1.590	15:51:51.929	5	1:13.811	+0.226	15:53:13.067	(151) LEVI OLIVEIRA			
5	1:10.033		15:53:01.962	6	1:14.371	+0.786	15:54:27.438	1	1:17.213	+3.051	15:48:18.844
6	1:10.411	+0.378	15:54:12.373	7	1:14.781	+1.196	15:55:42.219	2	1:15.501	+1.339	15:49:34.345
7	1:11.931	+1.898	15:55:24.304	8	1:14.684	+1.099	15:56:56.903	3	1:14.162		15:50:48.507
8	1:12.050	+2.017	15:56:36.354	9	1:15.391	+1.806	15:58:12.294	(712) AGNALDO SIMOES			
9	1:11.609	+1.576	15:57:47.963	10	1:15.691	+2.106	15:59:27.985				
10	1:10.511	+0.478	15:58:58.474	11	1:15.836	+2.251	16:00:43.821				
11	1:12.103	+2.070	16:00:10.577	12	1:15.374	+1.789	16:01:59.195				
12	1:11.343	+1.310	16:01:21.920	13	1:17.484	+3.899	16:03:16.679				
13	1:12.455	+2.422	16:02:34.375								
14	1:13.778	+3.745	16:03:48.153								



Prefeitura Municipal
CAMPOS DE JÚLIO
Semeando Desenvolvimento



CÂMARA MUNICIPAL DE
CAMPOS DE JÚLIO

MX LEMAMT - 2a Etapa

Classificado por voltas

IMPORTADA 250

Campos de Júlio/MT 1,000 Km

Corrida

04/06/2023 15:00

Corrida iniciado em 15:46:31

Pos	No.	Nome	Classe	Voltas	Diff	M. Tempo	Moto	Cidade	Patrocinador
1	55	MARCOS ALEXANDRE	IMP MX 250	14		1:08.203	YAMAHA	SINOP	ZANKCO SOLUÇÕES CONSTRUTIVAS-KAWA
2	69	ROMÁRIO ROSA	IMP MX 250	14	0.953	1:08.437	KAWASAKI	JUARA	AUTO ESCOLA TAPURAH
3	74	MATHEUS ZILLI	IMP MX 250	14	2.682	1:08.531	HONDA	VILHENA	SACOLÃO EMBALAGENS-HP MÁQUINAS E P
4	456	ENZO DOTTO	IMP MX 250	14	35.876	1:10.033	YAMAHA	CACOAL	DOTTO MIX-REVISA AUTO CENTER
5	712	AGNALDO SIMOES	IMP MX 250	14	59.499	1:10.987	YAMAHA	CONQUISTA D'OESTE	CONQUISTA CROSS-TEXAS BOITEL
6	27	THIAGO DELARICA	IMP MX 250	14	1:11.903	1:12.551	YAMAHA	JUARA	PORTO DE AREIA DELARICA
7	17	THIAGO FERNANDO	IMP MX 250	14	1:17.961	1:12.267	KAWASAKI	SAPEZAL	PRIMITIVO AÇAÍ-ELETROTÉCNICA ARAÚC
8	318	DANILO ASSUMPÇÃO	IMP MX 250	13	1 Volta	1:13.585	KAWASAKI	VILHENA	DNL LAVAGENS
9	151	LEVI OLIVEIRA	IMP MX 250	13	1 Volta	1:14.162	YAMAHA	VILHENA	LDG GRÁFICOS-NORTON RACING
10	440	ADALBERTO MACHADO	IMP MX 250	13	1 Volta	1:15.755	YAMAHA	VILHENA	F A TRANSPORTES

Não classificado (75% = 11 Voltas)

18	ELIANDRO PORFIRIO	IMP MX 250	10	4 Voltas	1:13.543	HONDA	SINOP	SS INSTALADORA CONSTRUÇÕES DE OBR
----	-------------------	------------	----	----------	----------	-------	-------	-----------------------------------

Margem da Vitoria

velocidade Media

Tempo Melhor volta

Melhor Veloc.

Melhor Volta por..

0.953

50,337

1:08.203

52,784

55 - MARCOS ALEXANDRE

Cronometragem: MARCOS A. MANCINI - Diretor de Prova: JOCEMIR ZAMBONI

Orbits



MX LEMAMT - 2a Etapa

IMPORTADA 250

Campos de Júlio/MT 1,000 Km

Warm-up

04/06/2023 10:20

Qualificação iniciado em 11:01:00

Lap	Lap Tm	Diff	Time of Day
(55) MARCOS ALEXANDRE			
1	1:10.374	+1.300	11:03:40.023
2	1:09.323	+0.249	11:04:49.346
3	1:41.683	+32.609	11:06:31.029
4	1:09.074		11:07:40.103
5	1:50.921	+41.847	11:09:31.024
6	1:10.064	+0.990	11:10:41.088
7	1:48.070	+38.996	11:12:29.158
(69) ROMÁRIO ROSA			
1	1:12.123	+2.173	11:03:09.780
2	1:09.950		11:04:19.730
3	1:11.252	+1.302	11:05:30.982
4	1:44.771	+34.821	11:07:15.753
5	1:10.047	+0.097	11:08:25.800
6	1:32.943	+22.993	11:09:58.743
7	1:18.841	+8.891	11:11:17.584
(456) ENZO DOTTO			
1	1:15.510	+5.036	11:03:18.430
2	1:11.325	+0.851	11:04:29.755
3	1:16.810	+6.336	11:05:46.565
4	1:52.744	+42.270	11:07:39.309
5	1:11.497	+1.023	11:08:50.806
6	1:10.474		11:10:01.280
7	2:09.826	+59.352	11:12:11.106
(74) MATHEUS ZILLI			
1	1:12.595	+1.801	11:03:14.100
2	1:10.794		11:04:24.894
3	1:15.087	+4.293	11:05:39.981
4	1:17.032	+6.238	11:06:57.013
5	1:10.809	+0.015	11:08:07.822
6	1:11.456	+0.662	11:09:19.278
7	1:11.185	+0.391	11:10:30.463
8	1:11.108	+0.314	11:11:41.571
(17) THIAGO FERNANDO			
1	1:29.885	+16.654	11:03:45.553
2	1:13.698	+0.467	11:04:59.251
3	1:13.231		11:06:12.482
4	1:14.170	+0.939	11:07:26.652
5	2:29.592	+1:16.361	11:09:56.244
6	1:23.262	+10.031	11:11:19.506
(511) GUILHERME FERREIRA			
1	1:25.319	+11.843	11:03:47.401
2	1:15.840	+2.364	11:05:03.241
3	1:15.293	+1.817	11:06:18.534
4	1:13.740	+0.264	11:07:32.274
5	1:13.476		11:08:45.750
6	2:02.913	+49.437	11:10:48.663
7	1:13.733	+0.257	11:12:02.396
(318) DANILO ASSUMPCÃO			
1	1:15.937	+1.618	11:03:21.928
2	1:15.725	+1.406	11:04:37.653
3	1:16.549	+2.230	11:05:54.202
4	1:19.670	+5.351	11:07:13.872
5	1:14.319		11:08:28.191
6	1:14.731	+0.412	11:09:42.922
7	1:16.409	+2.090	11:10:59.331
8	1:16.335	+2.016	11:12:15.666
(27) THIAGO DELARICA			

Lap	Lap Tm	Diff	Time of Day
1	1:16.854	+2.456	11:05:17.422
2	1:15.786	+1.388	11:06:33.208
3	1:15.460	+1.062	11:07:48.668
4	1:14.398		11:09:03.066
5	3:42.273	+2:27.875	11:12:45.339
(712) AGNALDO SIMOES			
1	1:36.238	+21.833	11:04:07.046
2	1:29.189	+14.784	11:05:36.235
3	1:16.383	+1.978	11:06:52.618
4	1:14.405		11:08:07.023
5	1:14.622	+0.217	11:09:21.645
6	3:03.277	+1:48.872	11:12:24.922
(18) ELIANDRO PORFIRIO			
1	1:16.717	+1.335	11:03:48.529
2	1:15.382		11:05:03.911
3	1:24.246	+8.864	11:06:28.157
4	1:17.104	+1.722	11:07:45.261
5	1:17.005	+1.623	11:09:02.266
6	1:16.433	+1.051	11:10:18.699
(151) LEVI OLIVEIRA			
1	1:23.055	+6.764	11:04:26.956
2	1:17.186	+0.895	11:05:44.142
3	1:18.383	+2.092	11:07:02.525
4	1:16.902	+0.611	11:08:19.427
5	1:16.291		11:09:35.718
6	1:16.424	+0.133	11:10:52.142
(440) ADALBERTO MACHADO			
1	1:21.114	+3.371	11:03:42.047
2	1:20.610	+2.867	11:05:02.657
3	1:58.414	+40.671	11:07:01.071
4	1:17.743		11:08:18.814
5	1:35.708	+17.965	11:09:54.522
6	1:22.203	+4.460	11:11:16.725
7	1:20.613	+2.870	11:12:37.338

Lap Lap Tm Diff Time of Day



Prefeitura Municipal
CAMPOS DE JÚLIO
Semeando Desenvolvimento



CÂMARA MUNICIPAL DE
CAMPOS DE JÚLIO

MX LEMAMT - 2a Etapa

Classificado pela melhor volta

IMPORTADA 250

Campos de Júlio/MT 1,000 Km

Warm-up


04/06/2023 10:20

Qualificação iniciado em 11:01:00

Pos	No.	Nome	Classe	M. Tempo	Diff	Moto	Cidade	Patrocinador
1	55	MARCOS ALEXANDRE	IMP MX 250	1:09.074		YAMAHA	SINOP	ZANCKO SOLUÇÕES CONSTRUTIVAS-KAWASAKI
2	69	ROMÁRIO ROSA	IMP MX 250	1:09.950	0.876	KAWASAKI	JUARA	AUTO ESCOLA TAPURAH
3	456	ENZO DOTTO	IMP MX 250	1:10.474	1.400	YAMAHA	CACOAL	DOTTO MIX-REVISA AUTO CENTER
4	74	MATHEUS ZILLI	IMP MX 250	1:10.794	1.720	HONDA	VILHENA	SACOLÃO EMBALAGENS-HP MÁQUINAS E P
5	17	THIAGO FERNANDO	IMP MX 250	1:13.231	4.157	KAWASAKI	SAPEZAL	PRIMITIVO AÇAI-ELETROTÉCNICA ARAÚJO
6	511	GUILHERME FERREIRA	IMP MX 250	1:13.476	4.402	KAWASAKI	BRASNORTE	
7	318	DANILO ASSUMPTÃO	IMP MX 250	1:14.319	5.245	KAWASAKI	VILHENA	DNL LAVAGENS
8	27	THIAGO DELARICA	IMP MX 250	1:14.398	5.324	YAMAHA	JUARA	PORTO DE AREIA DELARICA
9	712	AGNALDO SIMOES	IMP MX 250	1:14.405	5.331	YAMAHA	CONQUISTA D'OESTE	CONQUISTA CROSS-TEXAS BOITEL
10	18	ELIANDRO PORFIRIO	IMP MX 250	1:15.382	6.308	HONDA	SINOP	SS INSTALADORA CONSTRUÇÕES DE OBRAS
11	151	LEVI OLIVEIRA	IMP MX 250	1:16.291	7.217	YAMAHA	VILHENA	LDG GRÁFICOS-NORTON RACING
12	440	ADALBERTO MACHADO	IMP MX 250	1:17.743	8.669	YAMAHA	VILHENA	F A TRANSPORTES

Cronometragem: MARCOS A. MANCINI - Diretor de Prova: JOCEMIR ZAMBONI

Orbits



MX LEMAMT - 2a Etapa

IMPORTADA INICIANTES

Campos de Júlio/MT, 1,000 Km

Corrida

04/06/2023 13:20

Corrida iniciado em 14:27:30

Lap	Lap Tm	Diff	Time of Day
(706) ÉRICO FLORES			
1	1:13.923		14:29:21.759
2	1:14.015	+0.092	14:30:35.774
3	1:14.164	+0.241	14:31:49.938
4	1:14.073	+0.150	14:33:04.011
5	1:14.104	+0.181	14:34:18.115
6	1:15.335	+1.412	14:35:33.450
7	1:16.250	+2.327	14:36:49.700
8	1:15.102	+1.179	14:38:04.802
9	1:16.576	+2.653	14:39:21.378
10	1:14.313	+0.390	14:40:35.691
11	1:15.600	+1.677	14:41:51.291

Lap	Lap Tm	Diff	Time of Day
(841) FELIPE SANTANA			
1	1:17.472	+4.367	14:29:27.245
2	1:13.105		14:30:40.350
3	1:14.136	+1.031	14:31:54.486
4	1:14.064	+0.959	14:33:08.550
5	1:16.129	+3.024	14:34:24.679
6	1:14.972	+1.867	14:35:39.651
7	1:13.938	+0.833	14:36:53.589
8	1:13.854	+0.749	14:38:07.443
9	1:14.988	+1.883	14:39:22.431
10	1:15.160	+2.055	14:40:37.591
11	1:15.045	+1.940	14:41:52.636

Lap	Lap Tm	Diff	Time of Day
(318) DANILO ASSUMPCÃO			
1	1:14.016		14:29:22.377
2	1:14.240	+0.224	14:30:36.617
3	1:15.031	+1.015	14:31:51.648
4	1:15.087	+1.071	14:33:06.735
5	1:16.716	+2.700	14:34:23.451
6	1:15.312	+1.296	14:35:38.763
7	1:15.190	+1.174	14:36:53.953
8	1:15.076	+1.060	14:38:09.029
9	1:17.217	+3.201	14:39:26.246
10	1:15.409	+1.393	14:40:41.655
11	1:16.531	+2.515	14:41:58.186

Lap	Lap Tm	Diff	Time of Day
(180) ELIANDRO PORFIRIO			
1	1:18.050	+2.498	14:29:28.664
2	1:16.307	+0.755	14:30:44.971
3	1:17.065	+1.513	14:32:02.036
4	1:17.570	+2.018	14:33:19.606
5	1:16.134	+0.582	14:34:35.740
6	1:16.870	+1.318	14:35:52.610
7	1:17.180	+1.628	14:37:09.790
8	1:17.359	+1.807	14:38:27.149
9	1:15.552		14:39:42.701
10	1:16.472	+0.920	14:40:59.173
11	1:18.735	+3.183	14:42:17.908

Lap	Lap Tm	Diff	Time of Day
(17) KAI O			
1	1:15.385		14:29:24.385
2	1:17.453	+2.068	14:30:41.838
3	1:16.831	+1.446	14:31:58.669
4	1:17.533	+2.148	14:33:16.202
5	1:18.371	+2.986	14:34:34.573
6	1:17.194	+1.809	14:35:51.767
7	1:17.303	+1.918	14:37:09.070
8	1:17.821	+2.436	14:38:26.891
9	1:17.177	+1.792	14:39:44.068
10	1:19.008	+3.623	14:41:03.076
11	1:17.178	+1.793	14:42:20.254

Lap	Lap Tm	Diff	Time of Day
(427) RAFAEL HENRIQUE			
1	1:18.578	+3.406	14:29:29.738
2	1:16.842	+1.670	14:30:46.580
3	1:16.623	+1.451	14:32:03.203
4	1:16.759	+1.587	14:33:19.962
5	1:18.031	+2.859	14:34:37.993
6	1:18.389	+3.217	14:35:56.382
7	1:16.949	+1.777	14:37:13.331
8	1:15.172		14:38:28.503
9	1:16.976	+1.804	14:39:45.479
10	1:18.889	+3.717	14:41:04.368
11	1:19.968	+4.796	14:42:24.336

Lap	Lap Tm	Diff	Time of Day
(16) WELLINGTON SOUZA			
1	1:18.693	+2.492	14:29:31.108
2	1:17.226	+1.025	14:30:48.334
3	1:16.280	+0.079	14:32:04.614
4	1:16.805	+0.604	14:33:21.419
5	1:17.160	+0.959	14:34:38.579
6	1:18.634	+2.433	14:35:57.213
7	1:18.844	+2.643	14:37:16.057
8	1:17.433	+1.232	14:38:33.490
9	1:17.649	+1.448	14:39:51.139
10	1:17.334	+1.133	14:41:08.473
11	1:16.201		14:42:24.674

Lap	Lap Tm	Diff	Time of Day
(55) JOSÉ DUBIELLA			
1	1:16.887		14:29:26.339
2	1:17.902	+1.015	14:30:44.241
3	1:17.581	+0.694	14:32:01.822
4	1:16.983	+0.096	14:33:18.805
5	1:18.418	+1.531	14:34:37.223
6	1:18.772	+1.885	14:35:55.995
7	1:19.067	+2.180	14:37:15.062
8	1:18.043	+1.156	14:38:33.105
9	1:17.212	+0.325	14:39:50.317
10	1:17.528	+0.641	14:41:07.845
11	1:19.327	+2.440	14:42:27.172

Lap	Lap Tm	Diff	Time of Day
(15) LUAN FELIPE			
1	1:21.170	+0.623	14:29:34.758
2	1:20.547		14:30:55.305
3	1:21.284	+0.737	14:32:16.589
4	1:22.457	+1.910	14:33:39.046
5	1:25.794	+5.247	14:35:04.840
6	1:25.268	+4.721	14:36:30.108
7	1:26.611	+6.064	14:37:56.719
8	1:27.940	+7.393	14:39:24.659
9	1:26.052	+5.505	14:40:50.711
10	1:25.508	+4.961	14:42:16.219

Lap	Lap Tm	Diff	Time of Day
(511) GUILHERME FERREIRA			
1	1:13.683	+1.814	14:29:20.447
2	1:12.617	+0.748	14:30:33.064
3	1:11.869		14:31:44.933
4	1:12.166	+0.297	14:32:57.099

Lap	Lap Tm	Diff	Time of Day
(94) DAVI ARAÚJO			
1	1:20.309	+3.119	14:29:32.200
2	1:17.190		14:30:49.390
3	1:22.773	+5.583	14:32:12.163



Prefeitura Municipal
CAMPOS DE JÚLIO
Semeando Desenvolvimento



CÂMARA MUNICIPAL DE
CAMPOS DE JÚLIO

MX LEMAMT - 2a Etapa

Classificado por voltas

IMPORTADA INICIANTES

Campos de Júlio/MT 1,000 Km

Corrida

04/06/2023 13:20

Corrida iniciado em 14:27:30

Pos	No.	Nome	Classe	Voltas	Diff	M. Tempo	Moto	Cidade	Patrocinador
1	706	ÉRICO FLORES	IMP INIC	11		1:13.923	GASGAS	ALTA FLORESTA D'OESTE	
2	841	FELIPE SANTANA	IMP INIC	11	1.345	1:13.105	KAWASAKI	BRASNORTE	RODAR AUTO PEÇAS-BOM PREÇO SUPERM
3	318	DANILO ASSUMPCÃO	IMP INIC	11	6.895	1:14.016	KAWASAKI	VILHENA	DNL LAVAGENS
4	180	ELIANDRO PORFIRIO	IMP INIC	11	26.617	1:15.552	HONDA	SINOP	SS INSTALADORA CONSTRUÇÕES DE OBR
5	17	KAIO	IMP INIC	11	28.963	1:15.385	KAWASAKI	SAPEZAL	
6	427	RAFAEL HENRIQUE	IMP INIC	11	33.045	1:15.172	YAMAHA	VILHENA	
7	16	WELLINGTON SOUZA	IMP INIC	11	33.383	1:16.201	YAMAHA	SAPEZAL	ARTEC CLIMATIZAÇÃO-NUTELA RACING
8	55	JOSÉ DUBIELLA	IMP INIC	11	35.881	1:16.887	KAWASAKI	SINOP	GC CENTRO ODONTOLÓGICO-CRISTINA C
9	15	LUAN FELIPE	IMP INIC	10	1 Volta	1:20.547	KAWASAKI	COMODORO	TCH USINAGENS

Não classificado (75% = 9 Voltas)

511	GUILHERME FERREIRA	IMP INIC	4	7 Voltas	1:11.869	KAWASAKI	BRASNORTE	RT RAINCING-PREF DE BRASNORTE-FERRJ
94	DAVI ARAÚJO	IMP INIC	3	8 Voltas	1:17.190	YAMAHA	CONQUISTA D'OESTE	CONQUISTA CROSS-RL MOTOS

Margem da Vitoria

velocidade Media

Tempo Melhor volta

Melhor Veloc.

Melhor Volta por..

1.345

46,357

1:11.869

50,091

511 - GUILHERME FERREIRA

Cronometragem: MARCOS A. MANCINI - Diretor de Prova: JOCEMIR ZAMBONI

Orbits



MX LEMAMT - 2a Etapa

IMPORTADA INICIANTES

Campos de Júlio/MT 1,000 Km

Warm-up

04/06/2023 09:20

Qualificação iniciado em 10:08:13

Lap	Lap Tm	Diff	Time of Day
(511) GUILHERME FERREIRA			
1	1:20.938	+5.665	10:10:50.188
2	1:15.273		10:12:05.461
3	1:18.939	+3.666	10:13:24.400
4	5:59.138	+4:43.865	10:19:23.538
(706) ÉRICO FLORES			
1	1:19.890	+2.786	10:11:00.412
2	1:21.058	+3.954	10:12:21.470
3	3:39.960	+2:22.856	10:16:01.430
4	1:17.104		10:17:18.534
5	1:33.836	+16.732	10:18:52.370
(17) KAI O			
1	1:29.709	+11.568	10:11:28.246
2	1:32.351	+14.210	10:13:00.597
3	1:23.773	+5.632	10:14:24.370
4	3:27.516	+2:09.375	10:17:51.886
5	1:18.141		10:19:10.027
(318) DANILO ASSUMPÇÃO			
1	1:25.334	+6.336	10:10:59.397
2	1:21.736	+2.738	10:12:21.133
3	1:19.437	+0.439	10:13:40.570
4	1:20.223	+1.225	10:15:00.793
5	1:20.710	+1.712	10:16:21.503
6	1:22.003	+3.005	10:17:43.506
7	1:18.998		10:19:02.504
(841) FELIPE SANTANA			
1	1:21.905	+2.778	10:10:54.096
2	1:19.127		10:12:13.223
3	1:19.676	+0.549	10:13:32.899
4	1:20.371	+1.244	10:14:53.270
5	1:19.276	+0.149	10:16:12.546
6	1:47.262	+28.135	10:17:59.808
7	1:36.166	+17.039	10:19:35.974
(16) WELLINGTON SOUZA			
1	1:26.603	+6.661	10:11:30.479
2	1:27.048	+7.106	10:12:57.527
3	1:20.021	+0.079	10:14:17.548
4	1:19.942		10:15:37.490
5	1:55.012	+35.070	10:17:32.502
6	1:45.943	+26.001	10:19:18.445
(180) ELIANDRO PORFIRIO			
1	1:26.390	+5.892	10:11:00.558
2	1:26.681	+6.183	10:12:27.239
3	1:20.498		10:13:47.737
4	1:23.363	+2.865	10:15:11.100
5	1:21.293	+0.795	10:16:32.393
6	2:54.700	+1:34.202	10:19:27.093
(55) JOSÉ DUBIELLA			
1	1:21.858		10:10:39.448
2	1:22.590	+0.732	10:12:02.038
3	1:23.433	+1.575	10:13:25.471
4	1:38.122	+16.264	10:15:03.593
5	2:17.083	+55.225	10:17:20.676
6	1:28.772	+6.914	10:18:49.448
(427) RAFAEL HENRIQUE			
1	1:34.480	+11.063	10:11:44.552
2	1:23.947	+0.530	10:13:08.499

Lap	Lap Tm	Diff	Time of Day
3	1:23.691	+0.274	10:14:32.190
4	1:23.417		10:15:55.607
5	1:24.274	+0.857	10:17:19.881
6	1:24.151	+0.734	10:18:44.032
(94) DAVI ARAÚJO			
1	1:28.519	+2.798	10:11:18.303
2	1:29.263	+3.542	10:12:47.566
3	1:28.392	+2.671	10:14:15.958
4	1:30.704	+4.983	10:15:46.662
5	1:42.734	+17.013	10:17:29.396
6	1:25.721		10:18:55.117
(15) LUAN FELIPE			
1	1:38.063	+12.021	10:11:09.808
2	1:31.918	+5.876	10:12:41.726
3	2:37.629	+1:11.587	10:15:19.355
4	1:26.042		10:16:45.397
5	1:26.516	+0.474	10:18:11.913
6	1:34.737	+8.695	10:19:46.650
(18) MATHEUS FAVALESSA			
1	2:08.887	+41.626	10:11:49.925
2	1:30.296	+3.035	10:13:20.221
3	1:34.986	+7.725	10:14:55.207
4	2:02.482	+35.221	10:16:57.689
5	1:27.261		10:18:24.950
(7) GUSTAVO BATITELLO			
1	2:05.188		10:12:01.029



Prefeitura Municipal
CAMPOS DE JÚLIO
Semeando Desenvolvimento



CÂMARA MUNICIPAL DE
CAMPOS DE JÚLIO

MX LEMAMT - 2a Etapa

Classificado pela melhor volta

IMPORTADA INICIANTES

Campos de Júlio/MT 1,000 Km

Warm-up


04/06/2023 09:20

Qualificação iniciado em 10:08:13

Pos	No.	Nome	Classe	M. Tempo	Diff	Moto	Cidade	Patrocinador
1	511	GUILHERME FERREIRA	IMP INIC	1:15.273		KAWASAKI	BRASNORTE	RT RAINCING-PREF DE BRASNORTE-FERRARI
2	706	ÉRICO FLORES	IMP INIC	1:17.104	1.831	GASGAS	ALTA FLORESTA D'OESTE	
3	17	KAIO	IMP INIC	1:18.141	2.868	KAWASAKI	SAPEZAL	
4	318	DANILO ASSUMPCÃO	IMP INIC	1:18.998	3.725	KAWASAKI	VILHENA	DNL LAVAGENS
5	841	FELIPE SANTANA	IMP INIC	1:19.127	3.854	KAWASAKI	BRASNORTE	RODAR AUTO PEÇAS-BOM PREÇO SUPERMERC
6	16	WELLINGTON SOUZA	IMP INIC	1:19.942	4.669	YAMAHA	SAPEZAL	ARTEC CLIMATIZAÇÃO-NUTELA RACING
7	180	ELIANDRO PORFIRIO	IMP INIC	1:20.498	5.225	HONDA	SINOP	SS INSTALADORA CONSTRUÇÕES DE OBRAS E
8	55	JOSÉ DUBIELLA	IMP INIC	1:21.858	6.585	KAWASAKI	SINOP	GC CENTRO ODONTOLÓGICO-CRISTINA CALD
9	427	RAFAEL HENRIQUE	IMP INIC	1:23.417	8.144	YAMAHA	VILHENA	
10	94	DAVI ARAÚJO	IMP INIC	1:25.721	10.448	YAMAHA	CONQUISTA D'OESTE	CONQUISTA CROSS-RL MOTOS
11	15	LUAN FELIPE	IMP INIC	1:26.042	10.769	KAWASAKI	COMODORO	TCH USINAGENS
12	18	MATHEUS FAVALESSA	IMP INIC	1:27.261	11.988	HUSQVARNA	NOVA MUTUM	H M MOTOS-HM MULTIMARCAS-T MOTOS-MAC
13	7	GUSTAVO BATITELLO	IMP INIC	2:05.188	49.915	KAWASAKI	CAMPOS DE JÚLIO	ESTÂNCIA BATITELLO

Cronometragem: MARCOS A. MANCINI - Diretor de Prova: JOCEMIR ZAMBONI

Orbits



MX LEMAMT - 2a Etapa

IMPORTADA INTERMASTER

Campos de Júlio/MT, 1,000 Km

Corrida

04/06/2023 15:40

Corrida iniciado em 16:35:01

Lap	Lap Tm	Diff	Time of Day
(74) MATHEUS ZILLI			
1	1:09.964	+0.171	16:36:37.804
2	1:10.245	+0.452	16:37:48.049
3	1:11.098	+1.305	16:38:59.147
4	1:09.793		16:40:08.940
5	1:09.836	+0.043	16:41:18.776
6	1:10.283	+0.490	16:42:29.059
7	1:10.310	+0.517	16:43:39.369
8	1:09.859	+0.066	16:44:49.228
9	1:10.748	+0.955	16:45:59.976
10	1:11.319	+1.526	16:47:11.295
11	1:12.459	+2.666	16:48:23.754
12	1:14.701	+4.908	16:49:38.455

Lap	Lap Tm	Diff	Time of Day
(456) ENZO DOTTO			
1	1:13.557	+3.941	16:36:43.671
2	1:12.228	+2.612	16:37:55.899
3	1:10.962	+1.346	16:39:06.861
4	1:09.652	+0.036	16:40:16.513
5	1:10.212	+0.596	16:41:26.725
6	1:09.616		16:42:36.341
7	1:10.028	+0.412	16:43:46.369
8	1:10.144	+0.528	16:44:56.513
9	1:10.751	+1.135	16:46:07.264
10	1:13.322	+3.706	16:47:20.586
11	1:12.906	+3.290	16:48:33.492
12	1:13.971	+4.355	16:49:47.463

Lap	Lap Tm	Diff	Time of Day
(17) THIAGO FERNANDO			
1	1:14.059	+1.689	16:36:46.195
2	1:12.819	+0.449	16:37:59.014
3	1:13.325	+0.955	16:39:12.339
4	1:13.808	+1.438	16:40:26.147
5	1:14.238	+1.868	16:41:40.385
6	1:12.787	+0.417	16:42:53.172
7	1:13.163	+0.793	16:44:06.335
8	1:12.370		16:45:18.705
9	1:13.924	+1.554	16:46:32.629
10	1:14.159	+1.789	16:47:46.788
11	1:13.381	+1.011	16:49:00.169
12	1:14.823	+2.453	16:50:14.992

Lap	Lap Tm	Diff	Time of Day
(70) THIAGO DELARICA			
1	1:15.517	+3.079	16:36:49.756
2	1:14.351	+1.913	16:38:04.107
3	1:14.506	+2.068	16:39:18.613
4	1:13.589	+1.151	16:40:32.202
5	1:14.002	+1.564	16:41:46.204
6	1:13.220	+0.782	16:42:59.424
7	1:12.653	+0.215	16:44:12.077
8	1:12.937	+0.499	16:45:25.014
9	1:13.136	+0.698	16:46:38.150
10	1:12.438		16:47:50.588
11	1:13.097	+0.659	16:49:03.685
12	1:14.417	+1.979	16:50:18.102

Lap	Lap Tm	Diff	Time of Day
(187) JACSON CARDOSO			
1	1:27.358	+15.888	16:36:56.699
2	1:13.837	+2.367	16:38:10.536
3	1:13.015	+1.545	16:39:23.551
4	1:11.470		16:40:35.021
5	1:13.047	+1.577	16:41:48.068
6	1:12.563	+1.093	16:43:00.631
7	1:13.132	+1.662	16:44:13.763
8	1:13.704	+2.234	16:45:27.467

Lap	Lap Tm	Diff	Time of Day
9	1:14.136	+2.666	16:46:14.603
10	1:12.424	+0.954	16:47:27.027
11	1:16.326	+4.856	16:49:10.353
12	1:14.170	+2.700	16:50:24.523

Lap	Lap Tm	Diff	Time of Day
(712) AGUINALDO SIMÕES			
1	1:14.403	+1.271	16:36:45.354
2	1:13.132		16:37:58.486
3	1:15.601	+2.469	16:39:14.087
4	1:14.817	+1.685	16:40:28.904
5	1:13.943	+0.811	16:41:42.847
6	1:14.185	+1.053	16:42:57.032
7	1:13.578	+0.446	16:44:10.610
8	1:15.774	+2.642	16:45:26.384
9	1:14.012	+0.880	16:46:40.396
10	1:14.859	+1.727	16:47:55.255
11	1:15.611	+2.479	16:49:10.866
12	1:14.308	+1.176	16:50:25.174

Lap	Lap Tm	Diff	Time of Day
(151) LEVI OLIVEIRA			
1	1:17.223	+3.032	16:36:51.198
2	1:15.912	+1.721	16:38:07.110
3	1:14.537	+0.346	16:39:21.647
4	1:15.014	+0.823	16:40:36.661
5	1:16.104	+1.913	16:41:52.765
6	1:15.690	+1.499	16:43:08.455
7	1:14.505	+0.314	16:44:22.960
8	1:14.191		16:45:37.151
9	1:15.159	+0.968	16:46:52.310
10	1:14.458	+0.267	16:48:06.768
11	1:16.134	+1.943	16:49:22.902
12	1:17.727	+3.536	16:50:40.629

Lap	Lap Tm	Diff	Time of Day
(16) WELINGTON SOUZA			
1	1:19.760	+4.682	16:36:53.011
2	1:16.566	+1.488	16:38:09.577
3	1:16.869	+1.791	16:39:26.446
4	1:15.112	+0.034	16:40:41.558
5	1:16.774	+1.696	16:41:58.332
6	1:16.026	+0.948	16:43:14.358
7	1:15.637	+0.559	16:44:29.995
8	1:16.305	+1.227	16:45:46.300
9	1:16.277	+1.199	16:47:02.577
10	1:15.078		16:48:17.655
11	1:17.653	+2.575	16:49:35.308
12	1:18.009	+2.931	16:50:53.317

Lap	Lap Tm	Diff	Time of Day
(21) JEAN BACH			
1	1:13.773	+1.239	16:36:43.094
2	1:12.534		16:37:55.628
3	1:15.298	+2.764	16:39:10.926
4	1:14.754	+2.220	16:40:25.680
5	1:47.794	+35.260	16:42:13.474
6	1:55.391	+42.857	16:44:08.865
7	1:20.733	+8.199	16:45:29.598
8	1:21.925	+9.391	16:46:51.523
9	1:22.110	+9.576	16:48:13.633
10	1:21.239	+8.705	16:49:34.872
11	1:23.884	+11.350	16:50:58.756

Lap	Lap Tm	Diff	Time of Day
(841) FELIPE SANTANA			
1	1:18.569	+4.259	16:36:51.096
2	1:14.932	+0.622	16:38:06.028
3	1:14.429	+0.119	16:39:20.457
4	1:14.310		16:40:34.767
5	1:17.204	+2.894	16:41:51.971



Prefeitura Municipal
CAMPOS DE JÚLIO
Semeando Desenvolvimento



CÂMARA MUNICIPAL DE
CAMPOS DE JÚLIO

MX LEMAMT - 2a Etapa

Classificado por voltas

IMPORTADA INTERMASTER

Campos de Júlio/MT 1,000 Km

Corrida

04/06/2023 15:40

Corrida iniciado em 16:35:01

Pos	No.	Nome	Classe	Voltas	Diff	M. Tempo	Moto	Cidade	Patrocinador
1	74	MATHEUS ZILLI	IMP INTER	12		1:09.793	HONDA	VILHENA	SACOLÃO EMBALAGENS-HP MÁQUINAS E P
2	456	ENZO DOTTO	IMP INTER	12	9.008	1:09.616	YAMAHA	CACOAL	DOTTO MIX REVISA AUTO CENTER
3	17	THIAGO FERNANDO	IMP INTER	12	36.537	1:12.370	KAWASAKI	SAPEZAL	PRIMITIVO AÇAI-ELETROTÉCNICA ARAÚJO
4	70	THIAGO DELARICA	IMP INTER	12	39.647	1:12.438	YAMAHA	JUARA	PORTO DE AREIA DELARICA
5	187	JACSON CARDOSO	IMP INTER	12	46.068	1:11.470	SUZUKI	VILHENA	NORTON PREPARAÇÕES-LDG GRÁFICOS
6	712	AGUINALDO SIMÕES	IMP INTER	12	46.719	1:13.132	YAMAHA	CONQUISTA D'OESTE	CONQUISTA CROSS-TEXAS BOITEL
7	151	LEVI OLIVEIRA	IMP INTER	12	1:02.174	1:14.191	YAMAHA	VILHENA	LDG GRÁFICOS-NORTON RACING
8	16	WELINGTON SOUZA	IMP INTER	12	1:14.862	1:15.078	YAMAHA	SAPEZAL	
9	21	JEAN BACH	IMP INTER	11	1 Volta	1:12.534	KAWASAKI	CAMPO NOVO DO PAI	REAL AUTO POSTO-CASTELINI-CARROFER

Não classificado (75% = 9 Voltas)

841	FELIPE SANTANA	IMP INTER	7	5 Voltas	1:14.310	KAWASAKI	BRASNORTE	RODAR AUTO PEÇAS-BOM PREÇO SUPERM
984	ALEX FASBINDER	IMP INTER	3	9 Voltas	1:14.819	YAMAHA	SINOP	AGROBOI NUTRIÇÃO ANIMAL

Margem da Vitoria

velocidade Media

Tempo Melhor volta

Melhor Veloc.

Melhor Volta por..

9.008

49,282

1:09.616

51,712

456 - ENZO DOTTO

Cronometragem: MARCOS A. MANCINI - Diretor de Prova: JOCEMIR ZAMBONI

Orbits



MX LEMAMT - 2a Etapa

IMPORTADA INTERMASTER

Campos de Júlio/MT, 1,000 Km

Warm-up

04/06/2023 11:00

Qualificação iniciado em 11:31:26

Lap	Lap Tm	Diff	Time of Day
(456) ENZO DOTTO			
1	1:10.676	+2.094	11:33:41.356
2	1:10.591	+2.009	11:34:51.947
3	1:09.883	+1.301	11:36:01.830
4	3:57.058	+2:48.476	11:39:58.888
5	1:08.582		11:41:07.470
6	1:10.121	+1.539	11:42:17.591
(74) MATHEUS ZILLI			
1	1:11.595	+2.586	11:33:45.667
2	1:11.870	+2.861	11:34:57.537
3	1:10.026	+1.017	11:36:07.563
4	1:09.665	+0.656	11:37:17.228
5	2:27.365	+1:18.356	11:39:44.593
6	1:09.009		11:40:53.602
7	1:13.094	+4.085	11:42:06.696
(70) THIAGO DELARICA			
1	1:14.490	+3.125	11:33:56.836
2	1:29.616	+18.251	11:35:26.452
3	1:12.472	+1.107	11:36:38.924
4	1:12.779	+1.414	11:37:51.703
5	2:03.293	+51.928	11:39:54.996
6	1:11.365		11:41:06.361
(17) THIAGO FERNANDO			
1	1:12.888	+0.867	11:34:45.810
2	1:12.909	+0.888	11:35:58.719
3	1:12.021		11:37:10.740
(151) LEVI OLIVEIRA			
1	1:13.667	+1.534	11:33:48.860
2	1:12.133		11:35:00.993
3	1:12.967	+0.834	11:36:13.960
4	1:13.691	+1.558	11:37:27.651
5	2:11.367	+59.234	11:39:39.018
6	1:13.587	+1.454	11:40:52.605
7	1:14.082	+1.949	11:42:06.687
(187) JACSON CARDOSO			
1	1:12.343		11:34:57.237
2	1:52.730	+40.387	11:36:49.967
(712) AGUINALDO SIMÕES			
1	1:25.030	+11.866	11:34:32.723
2	1:16.073	+2.909	11:35:48.796
3	1:13.828	+0.664	11:37:02.624
4	1:13.164		11:38:15.788
(333) EDUARDO MARSON			
1	1:15.257	+1.534	11:34:38.263
2	1:43.283	+29.560	11:36:21.546
3	1:13.723		11:37:35.269
4	2:05.833	+52.110	11:39:41.102
5	1:34.101	+20.378	11:41:15.203
(16) WELINGTON SOUZA			
1	1:24.372	+9.672	11:34:34.184
2	1:16.626	+1.926	11:35:50.810
3	1:14.700		11:37:05.510
4	1:15.559	+0.859	11:38:21.069
5	1:15.441	+0.741	11:39:36.510
6	1:15.324	+0.624	11:40:51.834
(984) ALEX FASBINDER			

Lap	Lap Tm	Diff	Time of Day
1	1:16.458	+1.337	11:34:28.052
2	1:16.274	+1.153	11:35:44.326
3	3:01.755	+1:46.634	11:38:46.081
4	1:15.121		11:40:01.202
5	2:16.008	+1:00.887	11:42:17.210
(21) JEAN BACH			
1	1:16.915	+0.937	11:33:55.965
2	1:21.305	+5.327	11:35:17.270
3	1:16.845	+0.867	11:36:34.115
4	1:16.412	+0.434	11:37:50.527
5	1:17.147	+1.169	11:39:07.674
6	1:15.978		11:40:23.652
(841) FELIPE SANTANA			
1	1:16.074	+0.075	11:33:59.849
2	1:16.404	+0.405	11:35:16.253
3	1:15.999		11:36:32.252
4	1:19.475	+3.476	11:37:51.727
5	1:17.023	+1.024	11:39:08.750
6	1:17.554	+1.555	11:40:26.304
7	1:48.432	+32.433	11:42:14.736
(94) DAVI ARAÚJO			
1	1:19.644	+2.090	11:34:11.835
2	1:17.554		11:35:29.389
3	1:18.151	+0.597	11:36:47.540
4	1:18.274	+0.720	11:38:05.814
5	1:20.998	+3.444	11:39:26.812
(2)			
1	1:21.429	+2.708	11:34:18.706
2	1:27.368	+8.647	11:35:46.074
3	1:44.004	+25.283	11:37:30.078
4	1:20.309	+1.588	11:38:50.387
5	2:22.716	+1:03.995	11:41:13.103
6	1:18.721		11:42:31.824
(91) NIEDSON DA SILVA			
1	1:21.306		11:34:17.634
2	1:46.195	+24.889	11:36:03.829
3	1:23.349	+2.043	11:37:27.178
4	1:22.107	+0.801	11:38:49.285
5	1:22.263	+0.957	11:40:11.548
6	1:23.366	+2.060	11:41:34.914



Prefeitura Municipal
CAMPOS DE JÚLIO
Semeando Desenvolvimento



CÂMARA MUNICIPAL DE
CAMPOS DE JÚLIO

MX LEMAMT - 2a Etapa

Classificado pela melhor volta

IMPORTADA INTERMASTER

Campos de Júlio/MT 1,000 Km

Warm-up


04/06/2023 11:00

Qualificação iniciado em 11:31:26

Pos	No.	Nome	Classe	M. Tempo	Diff	Moto	Cidade	Patrocinador
1	456	ENZO DOTTO	IMP INTER	1:08.582		YAMAHA	CACOAL	DOTTO MIX REVISIA AUTO CENTER
2	74	MATHEUS ZILLI	IMP INTER	1:09.009	0.427	HONDA	VILHENA	SACOLÃO EMBALAGENS-HP MÁQUINAS E P
3	70	THIAGO DELARICA	IMP INTER	1:11.365	2.783	YAMAHA	JUARA	PORTO DE AREIA DELARICA
4	17	THIAGO FERNANDO	IMP INTER	1:12.021	3.439	KAWASAKI	SAPEZAL	PRIMITIVO AÇÁI-ELETROTÉCNICA ARAÚJO
5	151	LEVI OLIVEIRA	IMP INTER	1:12.133	3.551	YAMAHA	VILHENA	LDG GRÁFICOS-NORTON RACING
6	187	JACSON CARDOSO	IMP INTER	1:12.343	3.761	SUZUKI	VILHENA	NORTON PREPARAÇÕES-LDG GRÁFICOS
7	712	AGUINALDO SIMÕES	IMP INTER	1:13.164	4.582	YAMAHA	CONQUISTA D'OESTE	CONQUISTA CROSS-TEXAS BOITEL
8	333	EDUARDO MARSON	IMP INTER	1:13.723	5.141	YAMAHA	SAPEZAL	MARSON PRESTADORA DE SERVIÇOS
9	16	WELINGTON SOUZA	IMP INTER	1:14.700	6.118	YAMAHA	SAPEZAL	
10	984	ALEX FASBINDER	IMP INTER	1:15.121	6.539	YAMAHA	SINOP	AGROBOI NUTRIÇÃO ANIMAL
11	21	JEAN BACH	IMP INTER	1:15.978	7.396	KAWASAKI	CAMPO NOVO DO PARECI	REAL AUTO POSTO-CASTELINI-CARROFER-L
12	841	FELIPE SANTANA	IMP INTER	1:15.999	7.417	KAWASAKI	BRASNORTE	RODAR AUTO PEÇAS-BOM PREÇO SUPERME
13	94	DAVI ARAÚJO	IMP INTER	1:17.554	8.972	YAMAHA	CONQUISTA D'OESTE	CONQUISTA CROSS-RL MOTOS
14	2			1:18.721	10.139			
15	91	NIEDSON DA SILVA	IMP INTER	1:21.306	12.724	KAWASAKI	DIAMANTINO	HIDRÁULICA LEAL

Cronometragem: MARCOS A. MANCINI - Diretor de Prova: JOCEMIR ZAMBONI

Orbits



MX LEMAMT - 2a Etapa

IMPORTADA MX LIGHT

Campos de Júlio/MT, 1,000 Km

Corrida

04/06/2023 13:00

Corrida iniciado em 13:51:52

Lap	Lap Tm	Diff	Time of Day
(70) WAGNER DELARICA			
1	1:17.139	+0.700	13:53:38.062
2	1:17.185	+0.746	13:54:55.247
3	1:16.439		13:56:11.686
4	1:17.999	+1.560	13:57:29.685
5	1:17.621	+1.182	13:58:47.306
6	1:17.798	+1.359	14:00:05.104
7	1:18.309	+1.870	14:01:23.413
8	1:18.407	+1.968	14:02:41.820
9	1:18.381	+1.942	14:04:00.201
10	1:18.390	+1.951	14:05:18.591
11	1:16.560	+0.121	14:06:35.151

Lap	Lap Tm	Diff	Time of Day
(29) JULIANO RODRIGUES			
1	1:22.421	+8.018	13:53:50.664
2	1:20.627	+6.224	13:55:11.291
3	1:16.681	+2.278	13:56:27.972
4	1:16.666	+2.263	13:57:44.638
5	1:18.181	+3.778	13:59:02.819
6	1:17.294	+2.891	14:00:20.113
7	1:14.757	+0.354	14:01:34.870
8	1:15.546	+1.143	14:02:50.416
9	1:16.303	+1.900	14:04:06.719
10	1:14.403		14:05:21.122
11	1:14.694	+0.291	14:06:35.816

Lap	Lap Tm	Diff	Time of Day
(7) POLIDO SEVEN			
1	1:20.302	+4.962	13:53:44.813
2	1:19.149	+3.809	13:55:03.962
3	1:19.152	+3.812	13:56:23.114
4	1:18.780	+3.440	13:57:41.894
5	1:17.664	+2.324	13:58:59.558
6	1:16.047	+0.707	14:00:15.605
7	1:15.340		14:01:30.945
8	1:16.521	+1.181	14:02:47.466
9	1:21.503	+6.163	14:04:08.969
10	1:18.415	+3.075	14:05:27.384
11	1:20.453	+5.113	14:06:47.837

Lap	Lap Tm	Diff	Time of Day
(68) OSMAR CANALE			
1	1:20.543	+3.224	13:53:43.919
2	1:19.507	+2.188	13:55:03.426
3	1:20.711	+3.392	13:56:24.137
4	1:19.633	+2.314	13:57:43.770
5	1:20.249	+2.930	13:59:04.019
6	1:20.079	+2.760	14:00:24.098
7	1:19.089	+1.770	14:01:43.187
8	1:17.319		14:03:00.506
9	1:17.778	+0.459	14:04:18.284
10	1:18.614	+1.295	14:05:36.898
11	1:18.235	+0.916	14:06:55.133

Lap	Lap Tm	Diff	Time of Day
(146) EDIO DIAS			
1	1:19.232		13:53:41.664
2	1:20.429	+1.197	13:55:02.093
3	1:20.316	+1.084	13:56:22.409
4	1:19.295	+0.063	13:57:41.704
5	1:20.611	+1.379	13:59:02.315
6	1:19.826	+0.594	14:00:22.141
7	1:21.504	+2.272	14:01:43.645
8	1:20.515	+1.283	14:03:04.160
9	1:21.179	+1.947	14:04:25.339
10	1:22.659	+3.427	14:05:47.998
11	1:24.748	+5.516	14:07:12.746

Lap	Lap Tm	Diff	Time of Day
(28) MARCOS MARTINELLI			
1	1:22.654	+1.909	13:53:48.927
2	1:21.699	+0.954	13:55:10.626
3	1:21.363	+0.618	13:56:31.989
4	1:22.187	+1.442	13:57:54.176
5	1:20.745		13:59:14.921
6	1:21.688	+0.943	14:00:36.609
7	1:22.750	+2.005	14:01:59.359
8	1:20.929	+0.184	14:03:20.288
9	1:21.520	+0.775	14:04:41.808
10	1:23.565	+2.820	14:06:05.373
11	1:23.114	+2.369	14:07:28.487

Lap	Lap Tm	Diff	Time of Day
(93) ELIANDRO PORFIRIO			
1	1:24.269	+2.674	13:53:51.496
2	1:22.210	+0.615	13:55:13.706
3	1:21.595		13:56:35.301
4	1:22.673	+1.078	13:57:57.974
5	1:22.434	+0.839	13:59:20.408
6	1:23.950	+2.355	14:00:44.358
7	1:23.640	+2.045	14:02:07.998
8	1:23.468	+1.873	14:03:31.466
9	1:21.619	+0.024	14:04:53.085
10	1:22.126	+0.531	14:06:15.211
11	1:25.721	+4.126	14:07:40.932

Lap	Lap Tm	Diff	Time of Day
(91) GILBERTO DALEPIANE			
1	1:21.697		13:53:46.349
2	1:22.235	+0.538	13:55:08.584
3	1:22.308	+0.611	13:56:30.892
4	1:22.035	+0.338	13:57:52.927
5	1:25.952	+4.255	13:59:18.879
6	1:22.864	+1.167	14:00:41.743
7	1:23.179	+1.482	14:02:04.922
8	1:22.543	+0.846	14:03:27.465
9	1:24.759	+3.062	14:04:52.224
10	1:25.639	+3.942	14:06:17.863
11	1:29.388	+7.691	14:07:47.251

Lap	Lap Tm	Diff	Time of Day
(37) ANDERSON ALVES			
1	1:23.832	+1.614	13:53:48.238
2	1:24.707	+2.489	13:55:12.945
3	1:23.368	+1.150	13:56:36.313
4	1:24.013	+1.795	13:58:00.326
5	1:23.212	+0.994	13:59:23.538
6	1:24.308	+2.090	14:00:47.846
7	1:22.218		14:02:10.064
8	1:27.479	+5.261	14:03:37.543
9	1:37.632	+15.414	14:05:15.175
10	1:47.577	+25.359	14:07:02.752

Lap	Lap Tm	Diff	Time of Day
(31) DONER DAL CASTEL			
1	1:25.542	+2.093	13:53:53.311
2	1:24.918	+1.469	13:55:18.229
3	1:23.449		13:56:41.678
4	1:24.168	+0.719	13:58:05.846
5	1:25.599	+2.150	13:59:31.445
6	1:26.447	+2.998	14:00:57.892
7	1:27.320	+3.871	14:02:25.212
8	1:28.867	+5.418	14:03:54.079
9	1:37.251	+13.802	14:05:31.330
10	1:34.583	+11.134	14:07:05.913

Lap	Lap Tm	Diff	Time of Day
(32) MARCOS GONÇALVES			
1	1:24.692	+1.162	13:54:01.301
2	1:24.222	+0.692	13:55:25.523

Lap	Lap Tm	Diff	Time of Day
3	1:23.530		13:56:49.053
4	1:27.348	+3.818	13:58:16.401
5	1:24.899	+1.369	13:59:41.300
6	1:46.411	+22.881	14:01:27.711
7	1:29.224	+5.694	14:02:56.935
8	1:30.788	+7.258	14:04:27.723
9	1:27.486	+3.956	14:05:55.209
10	1:27.534	+4.004	14:07:22.743

Lap	Lap Tm	Diff	Time of Day
(80) ANDERSON DUTRA			
1	1:24.481		13:53:50.472
2	1:28.226	+3.745	13:55:18.698
3	1:29.610	+5.129	13:56:48.308
4	1:26.994	+2.513	13:58:15.302
5	1:25.967	+1.486	13:59:41.269
6	1:33.772	+9.291	14:01:15.041
7	1:30.444	+5.963	14:02:45.485
8	1:34.499	+10.018	14:04:19.984
9	1:39.747	+15.266	14:05:59.731
10	1:30.980	+6.499	14:07:30.711

Lap	Lap Tm	Diff	Time of Day
(27) EDUARDO ARAÚJO			
1	1:34.766	+0.704	13:54:06.633
2	1:36.097	+2.035	13:55:42.730
3	1:34.062		13:57:16.792
4	1:36.795	+2.733	13:58:53.587
5	1:43.666	+9.604	14:00:37.253
6	1:50.676	+16.614	14:02:27.929

Lap	Lap Tm	Diff	Time of Day
(871) PAULO LUAN			
1	1:24.463	+0.679	13:53:52.076
2	1:23.784		13:55:15.860
3	1:27.534	+3.750	13:56:43.394
4	1:59.225	+35.441	13:58:42.619

Lap	Lap Tm	Diff	Time of Day
(281) JORGE CARAN			
1	1:23.584		13:54:07.083
2	1:24.241	+0.657	13:55:31.324



Prefeitura Municipal
CAMPOS DE JÚLIO
Semeando Desenvolvimento



CÂMARA MUNICIPAL DE
CAMPOS DE JÚLIO

MX LEMAMT - 2a Etapa

Classificado por voltas

IMPORTADA MX LIGHT

Campos de Júlio/MT 1,000 Km

Corrida

04/06/2023 13:00

Corrida iniciado em 13:51:52

Pos	No.	Nome	Classe	Voltas	Diff	M. Tempo	Moto	Cidade	Patrocinador
1	70	WAGNER DELARICA	IMP LIGHT	11		1:16.439	YAMAHA	JUARA	PORTO DE AREIA DELARICA
2	29	JULIANO RODRIGUES	IMP LIGHT	11	0.665	1:14.403	KAWASAKI	SORRISO	CHICÃO MX SCHOOL
3	7	POLIDO SEVEN	IMP LIGHT	11	12.686	1:15.340	KAWASAKI	JUARA	MIL MOTOS SAPEZAL-BRANORTE TRATORE
4	68	OSMAR CANALE	IMP LIGHT	11	19.982	1:17.319	YAMAHA	COLORADO DO OEST	STAR MOTO
5	146	EDIO DIAS	IMP LIGHT	11	37.595	1:19.232	KTM	SÃO JOSÉ DO RIO CL	SUPER PEÇAS-7 SISTEMA-HANCH STORE-P
6	28	MARCOS MARTINELLI	IMP LIGHT	11	53.336	1:20.745	YAMAHA	VILHENA	BIÁZUS FERRAGENS
7	93	ELIANDRO PORFIRIO	IMP LIGHT	11	1:05.781	1:21.595	HONDA	SINOP	SS INSTALADORA CONSTRUÇÕES DE OBR
8	91	GILBERTO DALEPIANE	IMP LIGHT	11	1:12.100	1:21.697	YAMAHA	DIAMANTINO	
9	37	ANDERSON ALVES	IMP LIGHT	10	1 Volta	1:22.218	KAWASAKI	COLORADO DO OEST	EQUIPE COLORADO
10	31	DONER DAL CASTEL	IMP LIGHT	10	1 Volta	1:23.449	KAWASAKI	TANGARÁ DA SERRA	FAZENDA SÃO MIGUEL
11	32	MARCOS GONÇALVES	IMP LIGHT	10	1 Volta	1:23.530	YAMAHA	DIAMANTINO	EXTREME TEAM RACING DIAMANTINO-NEI
12	80	ANDERSON DUTRA	IMP LIGHT	10	1 Volta	1:24.481	YAMAHA	SORRISO	AGRO DIRETO

Não classificado (75% = 9 Voltas)

27	EDUARDO ARAÚJO	IMP LIGHT	6	5 Voltas	1:34.062	YAMAHA	PORTO DOS GAÚCHO	SOYAGRO
871	PAULO LUAN	IMP LIGHT	4	7 Voltas	1:23.784	YAMAHA	CUJABÁ	SLC EMPILHADEIRAS
281	JORGE CARAN	IMP LIGHT	2	9 Voltas	1:23.584	YAMAHA	BARRA DO BUGRES	FAZENDA OURO PRETO

Margem da Vitoria

velocidade Media

Tempo Melhor volta

Melhor Veloc.

Melhor Volta por..

0.665

44,871

1:14.403

48,385

29 - JULIANO RODRIGUES

Cronometragem: MARCOS A. MANCINI - Diretor de Prova: JOCEMIR ZAMBONI

Orbits



MX LEMAMT - 2a Etapa

IMPORTADA MX LIGHT

Campos de Júlio/MT 1,000 Km

Warm-up

04/06/2023 09:00

Qualificação iniciado em 9:51:38

Lap	Lap Tm	Diff	Time of Day
(29) JULIANO RODRIGUES			
1	1:33.994	+14.963	9:54:41.500
2	1:32.491	+13.460	9:56:13.991
3	1:21.137	+2.106	9:57:35.128
4	1:19.031		9:58:54.159
5	1:21.972	+2.941	10:00:16.131
6	1:21.327	+2.296	10:01:37.458
7	1:54.477	+35.446	10:03:31.935
(70) WAGNER DELARICA			
1	1:22.644	+3.215	9:54:16.928
2	1:21.226	+1.797	9:55:38.154
3	4:12.531	+2:53.102	9:59:50.685
4	1:19.429		10:01:10.114
(7) POLIDO SEVEN			
1	1:29.410	+7.074	9:54:55.004
2	1:24.176	+1.840	9:56:19.180
3	1:23.952	+1.616	9:57:43.132
4	1:23.842	+1.506	9:59:06.974
5	1:22.336		10:00:29.310
6	1:25.138	+2.802	10:01:54.448
(146) EDIO DIAS			
1	1:27.710	+1.748	9:54:22.588
2	1:48.441	+22.479	9:56:11.029
3	1:25.962		9:57:36.991
(28) MARCOS MARTINELLI			
1	1:40.359	+14.180	9:55:08.460
2	1:27.886	+1.707	9:56:36.346
3	1:26.802	+0.623	9:58:03.148
4	1:26.179		9:59:29.327
5	2:12.171	+45.992	10:01:41.498
6	1:45.795	+19.616	10:03:27.293
(93) ELIANDRO PORFIRIO			
1	1:31.277	+4.715	9:54:33.909
2	1:29.868	+3.306	9:56:03.777
3	1:27.500	+0.938	9:57:31.277
4	1:27.690	+1.128	9:58:58.967
5	1:26.562		10:00:25.529
6	1:37.626	+11.064	10:02:03.155
(68) OSMAR CANALE			
1	1:28.068		9:54:37.795
2	1:28.157	+0.089	9:56:05.952
3	1:31.464	+3.396	9:57:37.416
4	3:46.185	+2:18.117	10:01:23.601
(37) ANDERSON ALVES			
1	1:50.370	+21.152	9:55:30.917
2	1:33.872	+4.654	9:57:04.789
3	1:33.452	+4.234	9:58:38.241
4	1:29.218		10:00:07.459
5	2:20.738	+51.520	10:02:28.197
(871) PAULO LUAN			
1	1:39.208	+8.430	9:56:45.537
2	1:30.778		9:58:16.315
3	1:39.921	+9.143	9:59:56.236
4	1:33.859	+3.081	10:01:30.095
(281) JORGE CARAN			
1	1:49.719	+15.282	9:55:13.909

Lap	Lap Tm	Diff	Time of Day
2	1:34.792	+0.355	9:56:48.701
3	1:34.437		9:58:23.138
(32) MARCOS GONÇALVES			
1	1:35.753		9:55:12.954
2	2:46.600	+1:10.847	9:57:59.554
3	1:36.970	+1.217	9:59:36.524
4	1:39.548	+3.795	10:01:16.072
(91) GILBERTO DALEPIANE			
1	1:36.151		9:55:14.773
2	1:37.184	+1.033	9:56:51.957
3	1:37.825	+1.674	9:58:29.782
4	2:26.428	+50.277	10:00:56.210
(80) ANDERSON DUTRA			
1	1:59.297	+21.527	9:55:34.705
2	1:47.392	+9.622	9:57:22.097
3	2:38.508	+1:00.738	10:00:00.605
4	1:37.770		10:01:38.375
5	1:52.567	+14.797	10:03:30.942
(31) DONER DAL CASTEL			
1	1:50.181	+9.805	9:55:39.973
2	1:40.376		9:57:20.349
3	5:35.872	+3:55.496	10:02:56.221
(222) ALAN VIOTTO			
1	1:43.202	+2.299	9:55:07.037
2	1:40.903		9:56:47.940
3	1:42.641	+1.738	9:58:30.581
(27) EDUARDO ARAÚJO			
1	1:56.598	+1.899	9:55:27.278
2	1:54.699		9:57:21.977
3	2:04.449	+9.750	9:59:26.426

Lap Lap Tm Diff Time of Day



Prefeitura Municipal
CAMPOS DE JÚLIO
Semeando Desenvolvimento



CÂMARA MUNICIPAL DE
CAMPOS DE JÚLIO

MX LEMAMT - 2a Etapa

Classificado pela melhor volta

IMPORTADA MX LIGHT

Campos de Júlio/MT 1,000 Km

Warm-up

04/06/2023 09:00

Qualificação iniciado em 9:51:38

Pos	No.	Nome	Classe	M. Tempo	Diff	Moto	Cidade	Patrocinador
1	29	JULIANO RODRIGUES	IMP LIGHT	1:19.031		KAWASAKI	SORRISO	CHICÃO MX SCHOOL
2	70	WAGNER DELARICA	IMP LIGHT	1:19.429	0.398	YAMAHA	JUARA	PORTO DE AREIA DELARICA
3	7	POLIDO SEVEN	IMP LIGHT	1:22.336	3.305	KAWASAKI	JUARA	MIL MOTOS SAPEZAL-BRANORTE TRATORES J
4	146	EDIO DIAS	IMP LIGHT	1:25.962	6.931	KTM	SÃO JOSÉ DO RIO CLARO	SUPER PEÇAS-7 SISTEMA-HANCH STORE-PREI
5	28	MARCOS MARTINELLI	IMP LIGHT	1:26.179	7.148	YAMAHA	VILHENA	BIÁZUS FERRAGENS
6	93	ELIANDRO PORFIRIO	IMP LIGHT	1:26.562	7.531	HONDA	SINOP	SS INSTALADORA CONSTRUÇÕES DE OBRAS E
7	68	OSMAR CANALE	IMP LIGHT	1:28.068	9.037	YAMAHA	COLORADO DO OESTE	STAR MOTO
8	37	ANDERSON ALVES	IMP LIGHT	1:29.218	10.187	KAWASAKI	COLORADO DO OESTE	EQUIPE COLORADO
9	871	PAULO LUAN	IMP LIGHT	1:30.778	11.747	YAMAHA	CUIABÁ	SLC EMPILHADEIRAS
10	281	JORGE CARAN	IMP LIGHT	1:34.437	15.406	YAMAHA	BARRA DO BUGRES	FAZENDA OURO PRETO
11	32	MARCOS GONÇALVES	IMP LIGHT	1:35.753	16.722	YAMAHA	DIAMANTINO	EXTREME TEAM RACING DIAMANTINO-NEW T
12	91	GILBERTO DALEPIANE	IMP LIGHT	1:36.151	17.120	YAMAHA	DIAMANTINO	
13	80	ANDERSON DUTRA	IMP LIGHT	1:37.770	18.739	YAMAHA	SORRISO	AGRO DIRETO
14	31	DONER DAL CASTEL	IMP LIGHT	1:40.376	21.345	KAWASAKI	TANGARÁ DA SERRA	FAZENDA SÃO MIGUEL
15	222	ALAN VIOTTO	IMP LIGHT	1:40.903	21.872	HONDA	COMODORO	MOTO MIL-PARAGUAY MADEIRAS
16	27	EDUARDO ARAÚJO	IMP LIGHT	1:54.699	35.668	YAMAHA	PORTO DOS GAÚCHOS	SOYAGRO

Cronometragem: MARCOS A. MANCINI - Diretor de Prova: JOCEMIR ZAMBONI

Orbits



MX LEMAMT - 2a Etapa

IMPORTADA MX1

Campos de Júlio/MT 1,000 Km

Corrida

04/06/2023 16:30

Corrida iniciado em 17:20:39

Lap	Lap Tm	Diff	Time of Day
(2) MARCOS ALEXANDRE			
1	1:10.325	+1.436	17:22:16.285
2	1:08.889		17:23:25.174
3	1:09.391	+0.502	17:24:34.565
4	1:09.673	+0.784	17:25:44.238
5	1:09.427	+0.538	17:26:53.665
6	1:09.895	+1.006	17:28:03.560
7	1:09.813	+0.924	17:29:13.373
8	1:10.458	+1.569	17:30:23.831
9	1:10.987	+2.098	17:31:34.818
10	1:10.353	+1.464	17:32:45.171
11	1:09.869	+0.980	17:33:55.040
12	1:10.386	+1.497	17:35:05.426
13	1:12.176	+3.287	17:36:17.602
14	1:11.475	+2.586	17:37:29.077

Lap	Lap Tm	Diff	Time of Day
(74) MATHEUS ZILLI			
1	1:10.158	+0.538	17:22:15.560
2	1:10.648	+1.028	17:23:26.208
3	1:10.411	+0.791	17:24:36.619
4	1:09.620		17:25:46.239
5	1:09.922	+0.302	17:26:56.161
6	1:10.032	+0.412	17:28:06.193
7	1:10.084	+0.464	17:29:16.277
8	1:10.309	+0.689	17:30:26.586
9	1:10.436	+0.816	17:31:37.022
10	1:09.998	+0.378	17:32:47.020
11	1:10.189	+0.569	17:33:57.209
12	1:11.123	+1.503	17:35:08.332
13	1:12.131	+2.511	17:36:20.463
14	1:10.432	+0.812	17:37:30.895

Lap	Lap Tm	Diff	Time of Day
(69) ROMÁRIO ROSA			
1	1:11.509	+1.481	17:22:21.554
2	1:11.508	+1.480	17:23:33.062
3	1:11.658	+1.630	17:24:44.720
4	1:11.585	+1.557	17:25:56.305
5	1:10.474	+0.446	17:27:06.779
6	1:10.028		17:28:16.807
7	1:11.906	+1.878	17:29:28.713
8	1:10.334	+0.306	17:30:39.047
9	1:11.201	+1.173	17:31:50.248
10	1:11.004	+0.976	17:33:01.252
11	1:11.248	+1.220	17:34:12.500
12	1:10.660	+0.632	17:35:23.160
13	1:11.942	+1.914	17:36:35.102
14	1:19.526	+9.498	17:37:54.628

Lap	Lap Tm	Diff	Time of Day
(456) ENZO DOTTO			
1	1:11.811	+1.711	17:22:19.815
2	1:12.798	+2.698	17:23:32.613
3	1:11.456	+1.356	17:24:44.069
4	1:11.136	+1.036	17:25:55.205
5	1:10.100		17:27:05.305
6	1:10.768	+0.668	17:28:16.073
7	1:11.048	+0.948	17:29:27.121
8	1:11.679	+1.579	17:30:38.800
9	1:10.847	+0.747	17:31:49.647
10	1:11.311	+1.211	17:33:00.958
11	1:11.379	+1.279	17:34:12.337
12	1:10.898	+0.798	17:35:23.235
13	1:16.779	+6.679	17:36:40.014
14	1:26.256	+16.156	17:38:06.270

Lap	Lap Tm	Diff	Time of Day
(187) JACSON CARDOSO			

Lap	Lap Tm	Diff	Time of Day
1	1:12.655	+0.423	17:22:19.329
2	1:12.374	+0.142	17:23:31.703
3	1:12.232		17:24:43.935
4	1:13.977	+1.745	17:25:57.912
5	1:12.696	+0.464	17:27:10.608
6	1:15.437	+3.205	17:28:26.045
7	1:13.391	+1.159	17:29:39.436
8	1:14.301	+2.069	17:30:53.737
9	1:14.387	+2.155	17:32:08.124
10	1:15.051	+2.819	17:33:23.175
11	1:14.266	+2.034	17:34:37.441
12	1:15.180	+2.948	17:35:52.621
13	1:14.285	+2.053	17:37:06.906
14	1:14.557	+2.325	17:38:21.463

Lap	Lap Tm	Diff	Time of Day
(17) THIAGO FERNANDO			
1	1:13.647	+2.040	17:22:22.807
2	1:13.547	+1.940	17:23:36.354
3	1:13.796	+2.189	17:24:50.150
4	1:13.439	+1.832	17:26:03.589
5	1:13.875	+2.268	17:27:17.464
6	1:13.099	+1.492	17:28:30.563
7	1:11.607		17:29:42.170
8	1:12.050	+0.443	17:30:54.220
9	1:14.149	+2.542	17:32:08.369
10	1:17.738	+6.131	17:33:26.107
11	1:13.071	+1.464	17:34:39.178
12	1:13.921	+2.314	17:35:53.099
13	1:14.650	+3.043	17:37:07.749
14	1:15.074	+3.467	17:38:22.823

Lap	Lap Tm	Diff	Time of Day
(21) JEAN BACH			
1	1:13.464		17:22:20.913
2	1:14.940	+1.476	17:23:35.853
3	1:13.640	+0.176	17:24:49.493
4	1:13.705	+0.241	17:26:03.198
5	1:13.822	+0.358	17:27:17.020
6	1:21.477	+8.013	17:28:38.497



Prefeitura Municipal
CAMPOS DE JÚLIO
Semeando Desenvolvimento



CÂMARA MUNICIPAL DE
CAMPOS DE JÚLIO

MX LEMAMT - 2a Etapa

Classificado por voltas

IMPORTADA MX1

Campos de Júlio/MT 1,000 Km

Corrida

04/06/2023 16:30

Corrida iniciado em 17:20:39

Pos	No.	Nome	Classe	Voltas	Diff	M. Tempo	Moto	Cidade	Patrocinador
1	2	MARCOS ALEXANDRE	IMP MX1	14		1:08.889	KAWASAKI	SINOP	ZANKCO SOLUÇÕES CONSTRUTIVAS-KAWA
2	74	MATHEUS ZILLI	IMP MX1	14	1.818	1:09.620	HONDA	VILHENA	SACOLÃO EMBALAGENS-HP MÁQUINAS-PO
3	69	ROMÁRIO ROSA	IMP MX1	14	25.551	1:10.028	KAWASAKI	JUARA	AUTO ESCOLA TAPURAH
4	456	ENZO DOTTO	IMP MX1	14	37.193	1:10.100	SUZUKI	CACOAL	DOTTO MIX-REVISA AUTO CENTER
5	187	JACSON CARDOSO	IMP MX1	14	52.386	1:12.232	SUZUKI	VILHENA	NORTON PREPARAÇÕES-LDG GRÁFICOS
6	17	THIAGO FERNANDO	IMP MX1	14	53.746	1:11.607	KAWASAKI	SAPEZAL	PRIMITIVO AÇAÍ-ELETROTÉCNICA ARAÚJO

Não classificado (75% = 11 Voltas)

21	JEAN BACH	IMP MX1	6	8 Voltas	1:13.464	KAWASAKI	CAMPO NOVO DO PAI	REAL AUTO POSTO-MRV AGRÍCOLA-FAZ KI
32	MARCOS GONÇALVES	IMP MX1		14 Voltas		YAMAHA	DIAMANTINO	EXTREME TEAM RACING DIAMANTINO-NEI

Margem da Vitoria

velocidade Media

Tempo Melhor volta

Melhor Veloc.

Melhor Volta por..

1.818

49,926

1:08.889

52,258

2 - MARCOS ALEXANDRE

Cronometragem: MARCOS A. MANCINI - Diretor de Prova: JOCEMIR ZAMBONI

Orbits





Prefeitura Municipal
CAMPOS DE JÚLIO
Semeando Desenvolvimento



CÂMARA MUNICIPAL DE
CAMPOS DE JÚLIO

MX LEMAMT - 2a Etapa

IMPORTADA MX1

Campos de Júlio/MT 1,000 Km

Warm-up

04/06/2023 11:30

Qualificação iniciado em 12:06:28

Lap	Lap Tm	Diff	Time of Day	Lap	Lap Tm	Diff	Time of Day	Lap	Lap Tm	Diff	Time of Day
(2) MARCOS ALEXANDRE											
1	1:07.977	+1.517	12:08:57.329								
2	1:17.680	+11.220	12:10:15.009								
3	1:07.472	+1.012	12:11:22.481								
4	1:44.029	+37.569	12:13:06.510								
5	1:06.460		12:14:12.970								
(69) ROMÁRIO ROSA											
1	1:11.874	+4.994	12:08:51.434								
2	1:08.020	+1.140	12:09:59.454								
3	1:08.494	+1.614	12:11:07.948								
4	1:06.880		12:12:14.828								
(74) MATHEUS ZILLI											
1	1:11.078	+2.959	12:08:47.094								
2	1:10.272	+2.153	12:09:57.366								
3	1:08.195	+0.076	12:11:05.561								
4	1:08.119		12:12:13.680								
5	1:08.319	+0.200	12:13:21.999								
6	1:08.246	+0.127	12:14:30.245								
(456) ENZO DOTTO											
1	1:09.454	+0.154	12:09:09.979								
2	1:09.689	+0.389	12:10:19.668								
3	1:50.552	+41.252	12:12:10.220								
4	1:09.300		12:13:19.520								
(17) THIAGO FERNANDO											
1	1:11.551	+0.931	12:08:46.002								
2	1:10.620		12:09:56.622								
3	3:46.690	+2:36.070	12:13:43.312								
(21) JEAN BACH											
1	1:14.900	+3.965	12:08:56.128								
2	1:12.896	+1.961	12:10:09.024								
3	1:13.079	+2.144	12:11:22.103								
4	1:12.835	+1.900	12:12:34.938								
5	1:46.978	+36.043	12:14:21.916								
6	1:14.345	+3.410	12:15:36.261								
7	1:10.935		12:16:47.196								
(187) JACSON CARDOSO											
1	1:13.694	+0.197	12:09:15.409								
2	1:13.497		12:10:28.906								
3	1:13.817	+0.320	12:11:42.723								
4	1:13.535	+0.038	12:12:56.258								
(32) MARCOS GONÇALVES											
1	1:32.475	+6.843	12:10:32.965								
2	1:25.632		12:11:58.597								
3	1:28.495	+2.863	12:13:27.092								

Cronometragem: MARCOS A. MANCINI - Diretor de Prova: JOCEMIR ZAMBONI

Orbits





Prefeitura Municipal
CAMPOS DE JÚLIO
Semeando Desenvolvimento



CÂMARA MUNICIPAL DE
CAMPOS DE JÚLIO

MX LEMAMT - 2a Etapa

Classificado pela melhor volta

IMPORTADA MX1

Campos de Júlio/MT 1,000 Km

Warm-up

04/06/2023 11:30

Qualificação iniciado em 12:06:28

Pos	No.	Nome	Classe	M. Tempo	Diff	Moto	Cidade	Patrocinador
1	2	MARCOS ALEXANDRE	IMP MX1	1:06.460		KAWASAKI	SINOP	ZANKCO SOLUÇÕES CONSTRUTIVAS-KAWASAKI
2	69	ROMÁRIO ROSA	IMP MX1	1:06.880	0.420	KAWASAKI	JUARA	AUTO ESCOLA TAPURAH
3	74	MATHEUS ZILLI	IMP MX1	1:08.119	1.659	HONDA	VILHENA	SACOLÃO EMBALAGENS-HP MÁQUINAS-PONTO
4	456	ENZO DOTTO	IMP MX1	1:09.300	2.840	SUZUKI	CACOAL	DOTTO MIX-REVISA AUTO CENTER
5	17	THIAGO FERNANDO	IMP MX1	1:10.620	4.160	KAWASAKI	SAPEZAL	PRIMITIVO AÇAI-ELETROTÉCNICA ARAÚJO
6	21	JEAN BACH	IMP MX1	1:10.935	4.475	KAWASAKI	CAMPO NOVO DO PARECÍ	REAL AUTO POSTO-MRV AGRÍCOLA-FAZ KR
7	187	JACSON CARDOSO	IMP MX1	1:13.497	7.037	SUZUKI	VILHENA	NORTON PREPARAÇÕES-LDG GRÁFICOS
8	32	MARCOS GONÇALVES	IMP MX1	1:25.632	19.172	YAMAHA	DIAMANTINO	EXTREME TEAM RACING DIAMANTINO-NEW

Cronometragem: MARCOS A. MANCINI - Diretor de Prova: JOCEMIR ZAMBONI

Orbits



MX LEMAMT - 2a Etapa

IMPORTADA MX3

Campos de Júlio/MT, 1,000 Km

Corrida

04/06/2023 13:30

Corrida iniciado em 14:52:29

Lap	Lap Tm	Diff	Time of Day
(187) JACSON CARDOSO			
1	1:13.345	+1.479	14:54:11.509
2	1:12.923	+1.057	14:55:24.432
3	1:11.866		14:56:36.298
4	1:12.286	+0.420	14:57:48.584
5	1:13.785	+1.919	14:59:02.369
6	1:13.668	+1.802	15:00:16.037
7	1:13.162	+1.296	15:01:29.199
8	1:13.123	+1.257	15:02:42.322
9	1:13.764	+1.898	15:03:56.086
10	1:12.797	+0.931	15:05:08.883
11	1:12.750	+0.884	15:06:21.633
12	1:13.279	+1.413	15:07:34.912

Lap	Lap Tm	Diff	Time of Day
(5) ELIZEU FERREIRA			
1	1:14.090	+1.814	14:54:10.861
2	1:12.450	+0.174	14:55:23.311
3	1:12.276		14:56:35.587
4	1:13.869	+1.593	14:57:49.456
5	1:13.713	+1.437	14:59:03.169
6	1:14.122	+1.846	15:00:17.291
7	1:12.769	+0.493	15:01:30.060
8	1:12.468	+0.192	15:02:42.528
9	1:13.780	+1.504	15:03:56.308
10	1:13.108	+0.832	15:05:09.416
11	1:12.904	+0.628	15:06:22.320
12	1:13.438	+1.162	15:07:35.758

Lap	Lap Tm	Diff	Time of Day
(3) WASHINGTON PEREIRA			
1	1:15.785	+3.658	14:54:12.180
2	1:13.251	+1.124	14:55:25.431
3	1:12.127		14:56:37.558
4	1:12.924	+0.797	14:57:50.482
5	1:13.397	+1.270	14:59:03.879
6	1:13.905	+1.778	15:00:17.784
7	1:13.117	+0.990	15:01:30.901
8	1:13.612	+1.485	15:02:44.513
9	1:12.761	+0.634	15:03:57.274
10	1:13.062	+0.935	15:05:10.336
11	1:13.514	+1.387	15:06:23.850
12	1:12.681	+0.554	15:07:36.531

Lap	Lap Tm	Diff	Time of Day
(712) AGUINALDO SIMÕES			
1	1:16.080	+3.170	14:54:14.614
2	1:14.528	+1.618	14:55:29.142
3	1:14.948	+2.038	14:56:44.090
4	1:12.910		14:57:57.000
5	1:13.111	+0.201	14:59:10.111
6	1:13.914	+1.004	15:00:24.025
7	1:14.295	+1.385	15:01:38.320
8	1:13.063	+0.153	15:02:51.383
9	1:12.935	+0.025	15:04:04.318
10	1:14.047	+1.137	15:05:18.365
11	1:13.858	+0.948	15:06:32.223
12	1:14.693	+1.783	15:07:46.916

Lap	Lap Tm	Diff	Time of Day
(457) EDUARDO RODRIGUES			
1	1:17.778	+5.098	14:54:15.697
2	1:14.868	+2.188	14:55:30.565
3	1:14.151	+1.471	14:56:44.716
4	1:14.029	+1.349	14:57:58.745
5	1:13.458	+0.778	14:59:12.203
6	1:13.492	+0.812	15:00:25.695
7	1:13.738	+1.058	15:01:39.433
8	1:14.125	+1.445	15:02:53.558

Lap	Lap Tm	Diff	Time of Day
9	1:13.253	+0.573	15:04:06.811
10	1:12.680		15:05:19.491
11	1:13.823	+1.143	15:06:33.314
12	1:14.479	+1.799	15:07:47.793

Lap	Lap Tm	Diff	Time of Day
(8) DALTON PIETSCH			
1	1:15.677		14:54:15.233
2	1:16.864	+1.187	14:55:32.097
3	1:16.648	+0.971	14:56:48.745
4	1:16.109	+0.432	14:58:04.854
5	1:16.459	+0.782	14:59:21.313
6	1:17.728	+2.051	15:00:39.041
7	1:16.530	+0.853	15:01:55.571
8	1:16.725	+1.048	15:03:12.296
9	1:17.346	+1.669	15:04:29.642
10	1:17.590	+1.913	15:05:47.232
11	1:17.264	+1.587	15:07:04.496
12	1:21.023	+5.346	15:08:25.519

Lap	Lap Tm	Diff	Time of Day
(22) JOSE VAGNER			
1	1:18.277	+2.108	14:54:20.556
2	1:18.055	+1.886	14:55:38.611
3	1:17.851	+1.682	14:56:56.462
4	1:17.105	+0.936	14:58:13.567
5	1:16.169		14:59:29.736
6	1:16.350	+0.181	15:00:46.086
7	1:17.253	+1.084	15:02:03.339
8	1:17.813	+1.644	15:03:21.152
9	1:17.523	+1.354	15:04:38.675
10	1:17.146	+0.977	15:05:55.821
11	1:17.743	+1.574	15:07:13.564
12	1:17.217	+1.048	15:08:30.781

Lap	Lap Tm	Diff	Time of Day
(984) ALEX FASBINDER			
1	1:17.689	+0.518	14:54:16.763
2	1:18.146	+0.975	14:55:34.909
3	1:17.209	+0.038	14:56:52.118
4	1:18.159	+0.988	14:58:10.277
5	1:17.182	+0.011	14:59:27.459
6	1:17.761	+0.590	15:00:45.220
7	1:18.875	+1.704	15:02:04.095
8	1:17.886	+0.715	15:03:21.981
9	1:17.171		15:04:39.152
10	1:17.538	+0.367	15:05:56.690
11	1:17.723	+0.552	15:07:14.413
12	1:17.882	+0.711	15:08:32.295

Lap	Lap Tm	Diff	Time of Day
(91) NIEDSON DA SILVA			
1	1:18.996	+0.972	14:54:18.673
2	1:18.024		14:55:36.697
3	1:18.750	+0.726	14:56:55.447
4	1:22.606	+4.582	14:58:18.053
5	1:20.315	+2.291	14:59:38.368
6	1:21.331	+3.307	15:00:59.699
7	1:20.156	+2.132	15:02:19.855
8	1:20.454	+2.430	15:03:40.309
9	1:19.337	+1.313	15:04:59.646
10	1:26.022	+7.998	15:06:25.668
11	1:23.897	+5.873	15:07:49.565

Lap	Lap Tm	Diff	Time of Day
(333) EDUARDO MARSON			
1	1:19.259	+1.590	14:54:20.267
2	1:17.669		14:55:37.936
3	1:20.894	+3.225	14:56:58.830
4	1:20.713	+3.044	14:58:19.543
5	1:25.381	+7.712	14:59:44.924



Prefeitura Municipal
CAMPOS DE JÚLIO
Semeando Desenvolvimento



CÂMARA MUNICIPAL DE
CAMPOS DE JÚLIO

MX LEMAMT - 2a Etapa

Classificado por voltas

IMPORTADA MX3

Campos de Júlio/MT 1,000 Km

Corrida

04/06/2023 13:30

Corrida iniciado em 14:52:29

Pos	No.	Nome	Classe	Voltas	Diff	M. Tempo	Moto	Cidade	Patrocinador
1	187	JACSON CARDOSO	IMP MX3	12		1:11.866	SUZUKI	VILHENA	NORTON PREPARAÇÕES-LDG GRÁFICOS
2	5	ELIZEU FERREIRA	IMP MX3	12	0.846	1:12.276	YAMAHA	RIO VERDE	PREF. RIO VERDE-NO VEÍCULOS-OK NET-PA
3	3	WASHINGTON PEREIR	IMP MX3	12	1.619	1:12.127	YAMAHA	CONQUISTA D'OESTE	OESTE CONSTRUTORA
4	712	AGUINALDO SIMÕES	IMP MX3	12	12.004	1:12.910	YAMAHA	CONQUISTA D'OESTE	CONQUISTA CROSS-TEXAS BOITEL
5	457	EDUARDO RODRIGUES	IMP MX3	12	12.881	1:12.680	YAMAHA	JUARA	SANTA CRUZ RENTAL
6	8	DALTON PIETSCH	IMP MX3	12	50.607	1:15.677	KTM	BRASNORTE	CALIANE PNEUS-GUIMAG-AGROPECUARIA
7	22	JOSE VAGNER	IMP MX3	12	55.869	1:16.169	HONDA	CAMPO NOVO DO PAÍ	TORNEARIA CAMPO NOVO
8	984	ALEX FASBINDER	IMP MX3	12	57.383	1:17.171	YAMAHA	SINOP	AGROBOI NUTRIÇÃO ANIMAL
9	91	NIEDSON DA SILVA	IMP MX3	11	1 Volta	1:18.024	KAWASAKI	DIAMANTINO	HIDRÁULICA LEAL

Não classificado (75% = 9 Voltas)

333	EDUARDO MARSON	IMP MX3	7	5 Voltas	1:17.669	YAMAHA	SAPEZAL	MARSON PRESTADORA DE SERVIÇOS
32	MARCOS GONÇALVES	IMP MX3	5	7 Voltas	1:23.496	YAMAHA	DIAMANTINO	EXTREME TEAM RACING DIAMANTINO-NEI
52	JUAREZ RIBEIRO	IMP MX3	2	10 Voltas	1:20.531	KAWASAKI	LUCAS DO RIO VERDI	AMERICA RACING

Margem da Vitoria

velocidade Media

Tempo Melhor volta

Melhor Veloc.

Melhor Volta por..

0.846

47,729

1:11.866

50,093

187 - JACSON CARDOSO

Cronometragem: MARCOS A. MANCINI - Diretor de Prova: JOCEMIR ZAMBONI

Orbits



MX LEMAMT - 2a Etapa

IMPORTADA MX3

Campos de Júlio/MT 1,000 Km

Warm-up

04/06/2023 09:40

Qualificação iniciado em 10:25:10

Lap	Lap Tm	Diff	Time of Day
(457) EDUARDO RODRIGUES			
1	1:16.672	+2.047	10:27:41.702
2	1:18.784	+4.159	10:29:00.486
3	1:18.094	+3.469	10:30:18.580
4	2:49.543	+1:34.918	10:33:08.123
5	1:14.625		10:34:22.748
6	1:15.249	+0.624	10:35:37.997
(5) ELIZEU FERREIRA			
1	1:17.680	+1.108	10:27:44.037
2	1:16.859	+0.287	10:29:00.896
3	1:16.572		10:30:17.468
(187) JACSON CARDOSO			
1	1:21.145	+4.501	10:28:23.643
2	1:17.321	+0.677	10:29:40.964
3	1:16.644		10:30:57.608
(8) DALTON PIETSCH			
1	1:31.187	+14.108	10:27:58.869
2	1:18.238	+1.159	10:29:17.107
3	1:23.827	+6.748	10:30:40.934
4	1:17.079		10:31:58.013
5	1:36.020	+18.941	10:33:34.033
6	1:17.571	+0.492	10:34:51.604
7	1:31.488	+14.409	10:36:23.092
(706) ÉRICO FLORES			
1	1:17.639	+0.253	10:31:26.739
2	1:17.386		10:32:44.125
(712) EDILEUZA EUFRAZIO			
1	1:29.282	+11.530	10:28:04.412
2	1:19.990	+2.238	10:29:24.402
3	1:24.924	+7.172	10:30:49.326
4	1:17.752		10:32:07.078
5	1:51.078	+33.326	10:33:58.156
6	1:20.138	+2.386	10:35:18.294
7	1:17.775	+0.023	10:36:36.069
(984) ALEX FASBINDER			
1	1:22.746	+4.820	10:28:30.099
2	1:24.558	+6.632	10:29:54.657
3	1:58.576	+40.650	10:31:53.233
4	1:17.926		10:33:11.159
5	2:14.407	+56.481	10:35:25.566
(3) WASHINGTON PEREIRA			
1	1:24.946	+5.504	10:27:53.374
2	1:21.628	+2.186	10:29:15.002
3	1:21.543	+2.101	10:30:36.545
4	1:19.442		10:31:55.987
5	1:19.872	+0.430	10:33:15.859
(52) JUAREZ RIBEIRO			
1	1:34.503	+14.501	10:28:21.657
2	1:20.632	+0.630	10:29:42.289
3	1:37.271	+17.269	10:31:19.560
4	1:20.002		10:32:39.562
5	1:45.744	+25.742	10:34:25.306
6	1:37.423	+17.421	10:36:02.729
(333) EDUARDO MARSON			
1	1:22.217		10:28:04.644
2	1:48.084	+25.867	10:29:52.728

Lap	Lap Tm	Diff	Time of Day
3	1:58.011	+35.794	10:31:50.739
4	1:26.719	+4.502	10:33:17.458
5	1:42.252	+20.035	10:34:59.710
6	1:33.705	+11.488	10:36:33.415
(91) NIEDSON DA SILVA			
1	1:24.655		10:28:00.638
2	1:26.385	+1.730	10:29:27.023
3	1:25.996	+1.341	10:30:53.019
4	1:24.748	+0.093	10:32:17.767
5	1:25.270	+0.615	10:33:43.037
6	1:36.061	+11.406	10:35:19.098
(22) JOSE VAGNER			
1	1:25.384		10:27:52.436
2	1:26.465	+1.081	10:29:18.901
3	1:25.981	+0.597	10:30:44.882
4	1:28.611	+3.227	10:32:13.493
5	1:50.901	+25.517	10:34:04.394
6	1:45.103	+19.719	10:35:49.497

Lap Lap Tm Diff Time of Day



Prefeitura Municipal
CAMPOS DE JÚLIO
Semeando Desenvolvimento



CÂMARA MUNICIPAL DE
CAMPOS DE JÚLIO

MX LEMAMT - 2a Etapa

Classificado pela melhor volta

IMPORTADA MX3

Campos de Júlio/MT 1,000 Km

Warm-up

04/06/2023 09:40

Qualificação iniciado em 10:25:10

Pos	No.	Nome	Classe	M. Tempo	Diff	Moto	Cidade	Patrocinador
1	457	EDUARDO RODRIGUES	IMP MX3	1:14.625		YAMAHA	JUARA	SANTA CRUZ RENTAL
2	5	ELIZEU FERREIRA	IMP MX3	1:16.572	1.947	YAMAHA	RIO VERDE	PREF. RIO VERDE-NO VEÍCULO S-OX NET-PANA
3	187	JACSON CARDOSO	IMP MX3	1:16.644	2.019	SUZUKI	VILHENA	NORTON PREPARAÇÕES-LDG GRÁFICOS
4	8	DALTON PIETSCH	IMP MX3	1:17.079	2.454	KTM	BRASNORTE	CALIANE PNEUS-GUIMAG-AGROPECUARIA GUI
5	706	ÉRICO FLORES	IMP MX3	1:17.386	2.761	GASGAS	ALTA FLORESTA D'OESTE	
6	712	EDILEUZA EUFRAZIO	IMP MX3	1:17.752	3.127	YAMAHA	CONQUISTA D'OESTE	CONQUISTA CROSS-TEXAS BOITEL
7	984	ALEX FASBINDER	IMP MX3	1:17.926	3.301	YAMAHA	SINOP	AGROBOI NUTRIÇÃO ANIMAL
8	3	WASHINGTON PEREIRA	IMP MX3	1:19.442	4.817	YAMAHA	CONQUISTA D'OESTE	OESTE CONSTRUTORA
9	52	JUAREZ RIBEIRO	IMP MX3	1:20.002	5.377	KAWASAKI	LUCAS DO RIO VERDE	AMERICA RACING
10	333	EDUARDO MARSON	IMP MX3	1:22.217	7.592	YAMAHA	SAPEZAL	MARSON PRESTADORA DE SERVIÇOS
11	91	NIEDSON DA SILVA	IMP MX3	1:24.655	10.030	KAWASAKI	DIAMANTINO	HIDRÁULICA LEAL
12	22	JOSE VAGNER	IMP MX3	1:25.384	10.759	HONDA	CAMPO NOVO DO PARECÍ	TORNEARIA CAMPO NOVO

Cronometragem: MARCOS A. MANCINI - Diretor de Prova: JOCEMIR ZAMBONI

Orbits



MX LEMAMT - 2a Etapa

IMPORTADA MX4

Campos de Júlio/MT, 1,000 Km

Corrida

04/06/2023 15:20

Corrida iniciado em 16:11:28

Lap	Lap Tm	Diff	Time of Day
(5) ELIZEU FERREIRA			
1	1:12.397	+0.269	16:13:11.022
2	1:12.844	+0.716	16:14:23.866
3	1:12.128		16:15:35.994
4	1:12.729	+0.601	16:16:48.723
5	1:13.431	+1.303	16:18:02.154
6	1:12.357	+0.229	16:19:14.511
7	1:13.043	+0.915	16:20:27.554
8	1:13.952	+1.824	16:21:41.506
9	1:13.006	+0.878	16:22:54.512
10	1:13.137	+1.009	16:24:07.649
11	1:14.274	+2.146	16:25:21.923
12	1:16.020	+3.892	16:26:37.943

Lap	Lap Tm	Diff	Time of Day
(3) WASHINGTON PEREIRA			
1	1:13.458	+0.911	16:13:09.513
2	1:12.800	+0.253	16:14:22.313
3	1:13.499	+0.952	16:15:35.812
4	1:13.149	+0.602	16:16:48.961
5	1:13.892	+1.345	16:18:02.853
6	1:12.547		16:19:15.400
7	1:12.685	+0.138	16:20:28.085
8	1:13.573	+1.026	16:21:41.658
9	1:12.851	+0.304	16:22:54.509
10	1:13.884	+1.337	16:24:08.393
11	1:16.576	+4.029	16:25:24.969
12	1:18.469	+5.922	16:26:43.438

Lap	Lap Tm	Diff	Time of Day
(52) JUAREZ RIBEIRO			
1	1:16.798	+0.326	16:13:13.664
2	1:16.768	+0.296	16:14:30.432
3	1:17.304	+0.832	16:15:47.736
4	1:16.933	+0.461	16:17:04.669
5	1:16.868	+0.396	16:18:21.537
6	1:16.643	+0.171	16:19:38.180
7	1:16.578	+0.106	16:20:54.758
8	1:16.912	+0.440	16:22:11.670
9	1:16.472		16:23:28.142
10	1:17.297	+0.825	16:24:45.439
11	1:17.509	+1.037	16:26:02.948
12	1:19.748	+3.276	16:27:22.696

Lap	Lap Tm	Diff	Time of Day
(68) OSMAR CANALE			
1	1:19.154	+2.747	16:13:17.950
2	1:17.255	+0.848	16:14:35.205
3	1:17.279	+0.872	16:15:52.484
4	1:18.895	+2.488	16:17:11.379
5	1:16.792	+0.385	16:18:28.171
6	1:18.451	+2.044	16:19:46.622
7	1:17.734	+1.327	16:21:04.356
8	1:17.838	+1.431	16:22:22.194
9	1:18.024	+1.617	16:23:40.218
10	1:18.727	+2.320	16:24:58.945
11	1:20.525	+4.118	16:26:19.470
12	1:16.407		16:27:35.877

Lap	Lap Tm	Diff	Time of Day
(22) JOSE VAGNER			
1	1:21.583	+5.657	16:13:23.875
2	1:18.591	+2.665	16:14:42.466
3	1:16.488	+0.562	16:15:58.954
4	1:21.009	+5.083	16:17:19.963
5	1:17.537	+1.611	16:18:37.500
6	1:15.926		16:19:53.426
7	1:16.560	+0.634	16:21:09.986
8	1:16.259	+0.333	16:22:26.245

Lap	Lap Tm	Diff	Time of Day
9	1:16.280	+0.354	16:23:42.525
10	1:17.125	+1.199	16:24:59.650
11	1:20.959	+5.033	16:26:20.609
12	1:16.182	+0.256	16:27:36.791

Lap	Lap Tm	Diff	Time of Day
(29) JULIANO RODRIGUES			
1	1:22.114	+4.067	16:13:25.290
2	1:20.298	+2.251	16:14:45.588
3	1:18.047		16:16:03.635
4	1:19.771	+1.724	16:17:23.406
5	1:19.055	+1.008	16:18:42.461
6	1:20.564	+2.517	16:20:03.025
7	1:22.902	+4.855	16:21:25.927
8	1:19.611	+1.564	16:22:45.538
9	1:20.810	+2.763	16:24:06.348
10	1:20.359	+2.312	16:25:26.707
11	1:20.409	+2.362	16:26:47.116

Lap	Lap Tm	Diff	Time of Day
(146) EDIO RIBEIRO			
1	1:23.378	+5.045	16:13:23.210
2	1:18.333		16:14:41.543
3	1:21.287	+2.954	16:16:02.830
4	1:19.509	+1.176	16:17:22.339
5	1:19.385	+1.052	16:18:41.724
6	1:20.954	+2.621	16:20:02.678
7	1:21.564	+3.231	16:21:24.242
8	1:20.470	+2.137	16:22:44.712
9	1:22.487	+4.154	16:24:07.199
10	1:23.149	+4.816	16:25:30.348
11	1:19.921	+1.588	16:26:50.269

Lap	Lap Tm	Diff	Time of Day
(93) ELIANDRO PORFIRIO			
1	1:21.869	+0.504	16:13:22.547
2	1:22.390	+1.025	16:14:44.937
3	1:21.963	+0.598	16:16:06.900
4	1:21.567	+0.202	16:17:28.467
5	1:22.648	+1.283	16:18:51.115
6	1:25.110	+3.745	16:20:16.225
7	1:27.472	+6.107	16:21:43.697
8	1:22.977	+1.612	16:23:06.674
9	1:22.889	+1.524	16:24:29.563
10	1:21.365		16:25:50.928
11	1:22.049	+0.684	16:27:12.977

Lap	Lap Tm	Diff	Time of Day
(28) MARCOS MARTINELLI			
1	1:22.812	+1.212	16:13:24.254
2	1:27.652	+6.052	16:14:51.906
3	1:22.580	+0.980	16:16:14.486
4	1:21.600		16:17:36.086
5	1:22.996	+1.396	16:18:59.082
6	1:22.797	+1.197	16:20:21.879
7	1:24.148	+2.548	16:21:46.027
8	1:23.433	+1.833	16:23:09.460
9	1:22.044	+0.444	16:24:31.504
10	1:21.607	+0.007	16:25:53.111
11	1:22.322	+0.722	16:27:15.433

Lap	Lap Tm	Diff	Time of Day
(111) JEREMIAS ROMERO			
1	1:20.818	+1.152	16:13:52.576
2	1:22.631	+2.965	16:15:15.207
3	1:19.666		16:16:34.873
4	1:21.597	+1.931	16:17:56.470
5	1:23.814	+4.148	16:19:20.284
6	1:23.239	+3.573	16:20:43.523
7	1:25.683	+6.017	16:22:09.206
8	1:28.431	+8.765	16:23:37.637

Cronometragem: MARCOS A. MANCINI - Diretor de Prova: JOCEMIR ZAMBONI

Orbits



Prefeitura Municipal
CAMPOS DE JÚLIO
Semeando Desenvolvimento



CÂMARA MUNICIPAL DE
CAMPOS DE JÚLIO

MX LEMAMT - 2a Etapa

Classificado por voltas

IMPORTADA MX4

Campos de Júlio/MT 1,000 Km

Corrida

04/06/2023 15:20

Corrida iniciado em 16:11:28

Pos	No.	Nome	Classe	Voltas	Diff	M. Tempo	Moto	Cidade	Patrocinador
1	5	ELIZEU FERREIRA	IMP MX4	12		1:12.128	YAMAHA	RIO VERDE	PREF. RIO VERDE - RJ VEÍCULOS - OK NET - PA
2	3	WASHINGTON PEREIR	IMP MX4	12	5.495	1:12.547	YAMAHA	CONQUISTA D'OESTE	OESTE CONSTRUTORA
3	52	JUAREZ RIBEIRO	IMP MX4	12	44.753	1:16.472	KAWASAKI	LUCAS DO RIO VERDI	AMERICA RACING
4	68	OSMAR CANALE	IMP MX4	12	57.934	1:16.407	YAMAHA	COLORADO DO OEST	STAR MOTO
5	22	JOSE VAGNER	IMP MX4	12	58.848	1:15.926	HONDA	CAMPO NOVO DO PAF	TORNEARIA CAMPO NOVO
6	29	JULIANO RODRIGUES	IMP MX4	11	1 Volta	1:18.047	KAWASAKI	SORRISO	CHICÃO MX SCHOOL
7	146	EDIO RIBEIRO	IMP MX4	11	1 Volta	1:18.333	KTM	SÃO JOSÉ DO RIO CL	SUPER PEÇAS-7 SISTEMA-HANCH STORE-P
8	93	ELIANDRO PORFIRIO	IMP MX4	11	1 Volta	1:21.365	HONDA	SINOP	SS INSTALADORA CONSTRUÇÕES DE OBR
9	28	MARCOS MARTINELLI	IMP MX4	11	1 Volta	1:21.600	YAMAHA	VILHENA	BIÁZUS FERRAGENS
10	111	JEREMIAS ROMERO	IMP MX4	11	1 Volta	1:19.666	KAWASAKI	JUARA	BORRACHARIA DO JEREBA

Não classificado (75% = 9 Voltas)

37	ANDERSON ALVES	IMP MX4	3	9 Voltas	1:24.054	KWASAKI	COLORADO DO OEST	EQUIPE COLORADO
----	----------------	---------	---	----------	----------	---------	------------------	-----------------

Margem da Vitoria

velocidade Media

Tempo Melhor volta

Melhor Veloc.

Melhor Volta por..

5.495

47,511

1:12.128

49,911

5 - ELIZEU FERREIRA

Cronometragem: MARCOS A. MANCINI - Diretor de Prova: JOCEMIR ZAMBONI

Orbits



MX LEMAMT - 2a Etapa

IMPORTADA MX4

Campos de Júlio/MT 1,000 Km

Warm-up

04/06/2023 10:40

Qualificação iniciado em 11:17:06

Lap	Lap Tm	Diff	Time of Day
(5) ELIZEU FERREIRA			
1	1:13.504	+0.392	11:19:16.318
2	1:13.261	+0.149	11:20:29.579
3	1:13.112		11:21:42.691
4	2:12.083	+58.971	11:23:54.774
5	1:13.640	+0.528	11:25:08.414
6	2:27.116	+1:14.004	11:27:35.530
(3) WASHINGTON PEREIRA			
1	1:15.651	+1.881	11:19:31.527
2	2:11.919	+58.149	11:21:43.446
3	1:14.649	+0.879	11:22:58.095
4	1:13.770		11:24:11.865
5	1:33.445	+19.675	11:25:45.310
(52) JUAREZ RIBEIRO			
1	1:16.464	+1.755	11:19:30.668
2	1:24.994	+10.285	11:20:55.662
3	1:15.381	+0.672	11:22:11.043
4	4:36.247	+3:21.538	11:26:47.290
5	1:14.709		11:28:01.999
(29) JULIANO RODRIGUES			
1	1:19.547	+3.613	11:19:34.220
2	1:18.766	+2.832	11:20:52.986
3	1:16.772	+0.838	11:22:09.758
4	1:17.928	+1.994	11:23:27.686
5	1:47.925	+31.991	11:25:15.611
6	1:15.934		11:26:31.545
(146) EDIO RIBEIRO			
1	1:21.297	+2.960	11:21:22.759
2	1:19.043	+0.706	11:22:41.802
3	1:18.337		11:24:00.139
4	1:55.537	+37.200	11:25:55.676
(22) JOSE VAGNER			
1	1:23.866	+5.329	11:19:46.768
2	1:18.703	+0.166	11:21:05.471
3	1:18.537		11:22:24.008
4	1:19.248	+0.711	11:23:43.256
5	1:18.619	+0.082	11:25:01.875
6	2:06.525	+47.988	11:27:08.400
(37) ANDERSON ALVES			
1	1:27.380	+7.621	11:20:06.223
2	1:40.491	+20.732	11:21:46.714
3	1:22.189	+2.430	11:23:08.903
4	1:19.759		11:24:28.662
(111) JEREMIAS ROMERO			
1	1:24.196	+3.718	11:19:53.201
2	1:21.849	+1.371	11:21:15.050
3	1:20.478		11:22:35.528
4	1:22.945	+2.467	11:23:58.473
5	1:21.698	+1.220	11:25:20.171
6	1:21.569	+1.091	11:26:41.740
(68) OSMAR CANALE			
1	1:23.156	+2.425	11:19:48.322
2	1:20.731		11:21:09.053
3	1:22.823	+2.092	11:22:31.876
4	1:22.858	+2.127	11:23:54.734
(28) MARCOS MARTINELLI			

Lap	Lap Tm	Diff	Time of Day
1	1:24.378	+3.096	11:19:46.591
2	1:21.282		11:21:07.873
3	1:21.743	+0.461	11:22:29.616
4	1:22.827	+1.545	11:23:52.443
(93) ELIANDRO PORFIRIO			
1	1:23.037	+1.516	11:19:42.876
2	1:23.489	+1.968	11:21:06.365
3	1:21.521		11:22:27.886
4	1:22.282	+0.761	11:23:50.168
5	1:22.801	+1.280	11:25:12.969
6	1:24.739	+3.218	11:26:37.708
7	1:23.326	+1.805	11:28:01.034

Lap Lap Tm Diff Time of Day



Prefeitura Municipal
CAMPOS DE JÚLIO
Semeando Desenvolvimento



CÂMARA MUNICIPAL DE
CAMPOS DE JÚLIO

MX LEMAMT - 2a Etapa

Classificado pela melhor volta

IMPORTADA MX4

Campos de Júlio/MT 1,000 Km

Warm-up


04/06/2023 10:40

Qualificação iniciado em 11:17:06

Pos	No.	Nome	Classe	M. Tempo	Diff	Moto	Cidade	Patrocinador
1	5	ELIZEU FERREIRA	IMP MX4	1:13.112		YAMAHA	RIO VERDE	PREF. RIO VERDE E-NJ VEÍCULOS - OK NET-PAN
2	3	WASHINGTON PEREIRA	IMP MX4	1:13.770	0.658	YAMAHA	CONQUISTA D'OESTE	OESTE CONSTRUTORA
3	52	JUAREZ RIBEIRO	IMP MX4	1:14.709	1.597	KAWASAKI	LUCAS DO RIO VERDE	AMERICA RACING
4	29	JULIANO RODRIGUES	IMP MX4	1:15.934	2.822	KAWASAKI	SORRISO	CHICÃO MX SCHOOL
5	146	EDIO RIBEIRO	IMP MX4	1:18.337	5.225	KTM	SÃO JOSÉ DO RIO CLARO	SUPER PEÇAS-7 SISTEMA-HANCH STORE-PR
6	22	JOSE VAGNER	IMP MX4	1:18.537	5.425	HONDA	CAMPO NOVO DO PARECI	TORNEARIA CAMPO NOVO
7	37	ANDERSON ALVES	IMP MX4	1:19.759	6.647	KWASAKI	COLORADO DO OESTE	EQUIPE COLORADO
8	111	JEREMIAS ROMERO	IMP MX4	1:20.478	7.366	KAWASAKI	JUARA	BORRACHARIA DO JEREBÁ
9	68	OSMAR CANALE	IMP MX4	1:20.731	7.619	YAMAHA	COLORADO DO OESTE	STAR MOTO
10	28	MARCOS MARTINELLI	IMP MX4	1:21.282	8.170	YAMAHA	VILHENA	BIÁZUS FERRAGENS
11	93	ELIANDRO PORFIRIO	IMP MX4	1:21.521	8.409	HONDA	SINOP	SS INSTALADORA CONSTRUÇÕES DE OBRAS

Cronometragem: MARCOS A. MANCINI - Diretor de Prova: JOCEMIR ZAMBONI

Orbits



MX LEMAMT - 2a Etapa

JÚNIOR / FEMININA

Campos de Júlio/MT 1,000 Km

Corrida


04/06/2023 14:20

Corrida iniciado em 15:16:01

Lap	Lap Tm	Diff	Time of Day
(18) MATHEUS FAVALESSA			
1	1:25.738	+3.254	15:18:05.749
2	1:22.484		15:19:28.233
3	1:22.895	+0.411	15:20:51.128
4	1:23.251	+0.767	15:22:14.379
5	1:22.528	+0.044	15:23:36.907
6	1:23.799	+1.315	15:25:00.706
7	1:24.774	+2.290	15:26:25.480
8	1:25.774	+3.290	15:27:51.254
(111) OTAVIO ROMERO			
1	1:35.528	+10.135	15:18:13.443
2	1:29.592	+4.199	15:19:43.035
3	1:25.393		15:21:08.428
4	1:28.381	+2.988	15:22:36.809
5	1:29.923	+4.530	15:24:06.732
6	1:30.121	+4.728	15:25:36.853
7	1:29.128	+3.735	15:27:05.981
8	1:34.698	+9.305	15:28:40.679
(3) NICOLAS SANTOS			
1	1:33.784	+1.485	15:18:11.495
2	1:32.299		15:19:43.794
3	1:34.290	+1.991	15:21:18.084
4	1:34.799	+2.500	15:22:52.883
5	1:34.639	+2.340	15:24:27.522
6	1:35.173	+2.874	15:26:02.695
7	1:38.535	+6.236	15:27:41.230
8	1:35.668	+3.369	15:29:16.898
(281) ANA CARAN			
1	1:34.848	+1.654	15:18:13.811
2	1:33.194		15:19:47.005
3	1:33.770	+0.576	15:21:20.775
4	1:36.236	+3.042	15:22:57.011
5	1:36.905	+3.711	15:24:33.916
6	1:37.405	+4.211	15:26:11.321
7	1:43.433	+10.239	15:27:54.754
(80) CAMILA GOFFI			
1	1:42.524	+4.971	15:18:20.483
2	1:37.553		15:19:58.036
3	1:38.129	+0.576	15:21:36.165
4	1:40.447	+2.894	15:23:16.612
5	1:39.215	+1.662	15:24:55.827
6	1:38.900	+1.347	15:26:34.727
7	1:40.500	+2.947	15:28:15.227
(8) YASMIM PIETSCH			
1	1:42.262	+4.093	15:18:19.379
2	1:41.778	+3.609	15:20:01.157
3	1:39.632	+1.463	15:21:40.789
4	1:39.449	+1.280	15:23:20.238
5	1:40.099	+1.930	15:25:00.337
6	1:38.169		15:26:38.506
7	1:39.650	+1.481	15:28:18.156
(31) JAQUELINE FERREIRA			
1	2:03.179		15:18:51.834
2	2:17.895	+14.716	15:21:09.729
3	2:14.985	+11.806	15:23:24.714
4	2:11.131	+7.952	15:25:35.845
5	2:16.154	+12.975	15:27:51.999
(69) VANESSA BARRA			

Lap	Lap Tm	Diff	Time of Day
1	2:18.827	+4.332	15:19:09.326
2	2:14.495		15:21:23.821
3	2:22.230	+7.735	15:23:46.051

Lap	Lap Tm	Diff	Time of Day
-----	--------	------	-------------



Prefeitura Municipal
CAMPOS DE JÚLIO
Semeando Desenvolvimento



CÂMARA MUNICIPAL DE
CAMPOS DE JÚLIO

MX LEMAMT - 2a Etapa

Classificado por voltas

JÚNIOR / FEMININA

Campos de Júlio/MT 1,000 Km

Corrida

04/06/2023 14:20

Corrida iniciado em 15:16:01

Pos	No.	Nome	Classe	Voltas	Diff	M. Tempo	Moto	Cidade	Patrocinador
1	18	MATHEUS FAVALESSA	JUV	8		1:22.484	HUSQVARNA	NOVA MUTUM	H M MOTO S-HM MULTIMARCAS-T MOTO S-H
2	111	OTAVIO ROMERO	JUV	8	49.425	1:25.393	HONDA	JUARA	BORRACHARIA DO JEREBÁ
3	3	NICOLAS SANTOS	JUV	8	1:25.644	1:32.299	HONDA	CONQUISTA D'OESTE	MOTO CLUBE CONQUISTA CROSS-W MOTOC
4	281	ANA CARAN	JUV / FEM	7	1 Volta	1:33.194	YAMAHA	BARRA DO BUGRES	FAZENDA OURO PRETO
5	80	CAMILA GOFFI	FEM	7	1 Volta	1:37.553	YAMAHA	SORRISO	AGRO DIRETO
6	8	YASMIM PIETSCH	FEM	7	1 Volta	1:38.169	KTM	BRASNORTE	GUIMAG-CALIANI PNEUS-TOP TINTAS
7	31	JAQUELINE FERREIRA	JUV / FEJM	5	3 Voltas	2:03.179	HONDA	TANGARÁ DA SERRA	FAZENDA SÃO MIGUEL
8	69	VANESSA BARRA	FEM	3	5 Voltas	2:14.495	KAWASAKI	JUARA	AUTO ESCOLA TAPURAH

Margem da Vitoria

velocidade Media

Tempo Melhor volta

Melhor Veloc.

Melhor Volta por..

49.425

40,577

1:22.484

43,645

18 - MATHEUS FAVALESSA

Cronometragem: MARCOS A. MANCINI - Diretor de Prova: JOCEMIR ZAMBONI

Orbits





Prefeitura Municipal
CAMPOS DE JÚLIO
Semeando Desenvolvimento



CÂMARA MUNICIPAL DE
CAMPOS DE JÚLIO

MX LEMAMT - 2a Etapa

JÚNIOR / FEMININA

Campos de Júlio/MT 1,000 Km

Warm-up

04/06/2023 10:00

Qualificação iniciado em 10:42:24

Lap	Lap Tm	Diff	Time of Day	Lap	Lap Tm	Diff	Time of Day	Lap	Lap Tm	Diff	Time of Day
(511) GUILHERME FERREIRA											
1	1:16.460	+3.365	10:44:43.750								
2	1:15.893	+2.798	10:45:59.643								
3	1:14.798	+1.703	10:47:14.441								
4	1:15.787	+2.692	10:48:30.228								
5	1:13.514	+0.419	10:49:43.742								
6	1:18.938	+5.843	10:51:02.680								
7	1:13.095		10:52:15.775								
(18) MATHEUS FAVALESSA											
1	1:27.758	+3.864	10:44:51.539								
2	1:27.133	+3.239	10:46:18.672								
3	1:26.852	+2.958	10:47:45.524								
4	2:46.224	+1:22.330	10:50:31.748								
5	1:23.894		10:51:55.642								
6	1:26.309	+2.415	10:53:21.951								
(281) ANA CARAN											
1	1:33.445	+2.648	10:45:21.458								
2	3:17.242	+1:46.445	10:48:38.700								
3	1:30.797		10:50:09.497								
4	1:32.908	+2.111	10:51:42.405								
5	1:50.872	+20.075	10:53:33.277								
(111) OTAVIO ROMERO											
1	1:46.387	+15.519	10:45:50.415								
2	1:34.909	+4.041	10:47:25.324								
3	1:32.835	+1.967	10:48:58.159								
4	1:33.565	+2.697	10:50:31.724								
5	1:30.868		10:52:02.592								
6	1:32.198	+1.330	10:53:34.790								
(8) YASMIM PIETSCH											
1	1:48.089	+4.706	10:46:13.472								
2	1:45.324	+1.941	10:47:58.796								
3	1:43.383		10:49:42.179								
4	1:44.565	+1.182	10:51:26.744								
5	1:46.318	+2.935	10:53:13.062								
(3) NICOLAS SANTOS											
1	1:53.180	+7.654	10:45:58.156								
2	1:45.694	+0.168	10:47:43.850								
3	1:47.871	+2.345	10:49:31.721								
4	1:45.929	+0.403	10:51:17.650								
5	1:45.526		10:53:03.176								
(80) CAMILA GOFFI											
1	1:48.554		10:45:49.828								
2	1:49.961	+1.407	10:47:39.789								
3	1:48.614	+0.060	10:49:28.403								
4	2:47.623	+59.069	10:52:16.026								
5	1:53.868	+5.314	10:54:09.894								
(31) JAQUELINE FERREIRA											
1	2:19.824	+4.945	10:47:00.424								
2	2:14.879		10:49:15.303								
3	2:17.520	+2.641	10:51:32.823								
4	2:33.150	+18.271	10:54:05.973								

Cronometragem: MARCOS A. MANCINI - Diretor de Prova: JOCEMIR ZAMBONI

Orbits





Prefeitura Municipal
CAMPOS DE JÚLIO
Semeando Desenvolvimento



CÂMARA MUNICIPAL DE
CAMPOS DE JÚLIO

MX LEMAMT - 2a Etapa

Classificado pela melhor volta

JÚNIOR / FEMININA

Campos de Júlio/MT 1,000 Km

Warm-up


04/06/2023 10:00

Qualificação iniciado em 10:42:24

Pos	No.	Nome	Classe	M. Tempo	Diff	Moto	Cidade	Patrocinador
1	511	GUILHERME FERREIRA	JUV	1:13.095		YAMAHA	BRASNORTE	RODAR AUTO PEÇAS-RT RAINCING-POSTO
2	18	MATHEUS FAVALESSA	JUV	1:23.894	10.799	HUSQVARNA	NOVA MUTUM	H N MOTOS-HM MULTIMARCAS-T MOTOS-M
3	281	ANA CARAN	FEM	1:30.797	17.702	YAMAHA	BARRA DO BUGRES	FAZENDA OURO PRETO
4	111	OTAVIO ROMERO	JUV	1:30.868	17.773	HONDA	JUARA	BORRACHARIA DO JEREBÁ
5	8	YASMIM PIETSCH	FEM	1:43.383	30.288	KTM	BRASNORTE	GUIMAG-CALIANI PNEUS-TOP TINTAS
6	3	NICOLAS SANTOS	JUV	1:45.526	32.431	HONDA	CONQUISTA D'OESTE	MOTO CLUBE CONQUISTA CROSS-W MOTOS
7	80	CAMILA GOFFI	FEM	1:48.554	35.459	YAMAHA	SORRISO	AGRO DIRETO
8	31	JAQUELINE FERREIRA	FEM	2:14.879	1:01.784	HONDA	TANGARÁ DA SERRA	FAZENDA SÃO MIGUEL

Cronometragem: MARCOS A. MANCINI - Diretor de Prova: JOCEMIR ZAMBONI

Orbits



MX LEMAMT - 2a Etapa

NACIONAL FORÇA LIVRE / OPEN

Campos de Júlio/MT, 1,000 Km

Corrida

04/06/2023 12:20

Corrida iniciado em 12:32:47

Lap	Lap Tm	Diff	Time of Day
(69) ROMÁRIO ROSA			
1	1:10.818	+2.656	12:34:26.707
2	1:10.780	+2.618	12:35:37.487
3	1:10.749	+2.587	12:36:48.236
4	1:08.162		12:37:56.398
5	1:09.010	+0.848	12:39:05.408
6	1:09.677	+1.515	12:40:15.085
7	1:09.502	+1.340	12:41:24.587
8	1:08.810	+0.648	12:42:33.397
9	1:11.385	+3.223	12:43:44.782
10	1:10.317	+2.155	12:44:55.099
11	1:11.756	+3.594	12:46:06.855
12	1:12.641	+4.479	12:47:19.496

Lap	Lap Tm	Diff	Time of Day
(2) MARCOS ALEXANDRE			
1	1:10.849	+1.147	12:34:27.042
2	1:11.117	+1.415	12:35:38.159
3	1:11.265	+1.563	12:36:49.424
4	1:10.122	+0.420	12:37:59.546
5	1:09.702		12:39:09.248
6	1:13.903	+4.201	12:40:23.151
7	1:13.971	+4.269	12:41:37.122
8	1:12.393	+2.691	12:42:49.515
9	1:10.547	+0.845	12:44:00.062
10	1:11.149	+1.447	12:45:11.211
11	1:11.499	+1.797	12:46:22.710
12	1:12.406	+2.704	12:47:35.116

Lap	Lap Tm	Diff	Time of Day
(17) THIAGO FERNANDO			
1	1:11.915	+1.284	12:34:26.323
2	1:10.631		12:35:36.954
3	1:12.106	+1.475	12:36:49.060
4	1:12.281	+1.650	12:38:01.341
5	1:11.572	+0.941	12:39:12.913
6	1:12.728	+2.097	12:40:25.641
7	1:14.842	+4.211	12:41:40.483
8	1:11.965	+1.334	12:42:52.448
9	1:11.268	+0.637	12:44:03.716
10	1:10.736	+0.105	12:45:14.452
11	1:12.692	+2.061	12:46:27.144
12	1:12.676	+2.045	12:47:39.820

Lap	Lap Tm	Diff	Time of Day
(74) MATHEUS ZILLI			
1	1:12.452	+2.309	12:34:30.130
2	1:11.212	+1.069	12:35:41.342
3	1:11.197	+1.054	12:36:52.539
4	1:10.143		12:38:02.682
5	1:10.691	+0.548	12:39:13.373
6	1:12.721	+2.578	12:40:26.094
7	1:14.651	+4.508	12:41:40.745
8	1:12.888	+2.745	12:42:53.633
9	1:10.672	+0.529	12:44:04.305
10	1:11.063	+0.920	12:45:15.368
11	1:12.150	+2.007	12:46:27.518
12	1:12.310	+2.167	12:47:39.828

Lap	Lap Tm	Diff	Time of Day
(456) ENZO DOTTO			
1	1:12.771	+2.241	12:34:31.202
2	1:11.588	+1.058	12:35:42.790
3	1:11.358	+0.828	12:36:54.148
4	1:11.599	+1.069	12:38:05.747
5	1:12.626	+2.096	12:39:18.373
6	1:13.029	+2.499	12:40:31.402
7	1:11.968	+1.438	12:41:43.370
8	1:14.000	+3.470	12:42:57.370

Lap	Lap Tm	Diff	Time of Day
9	1:11.500	+0.970	12:44:08.870
10	1:10.530		12:45:19.400
11	1:11.911	+1.381	12:46:31.311
12	1:15.597	+5.067	12:47:46.908

Lap	Lap Tm	Diff	Time of Day
(5) WILLIAM RAMOS			
1	1:18.910	+3.651	12:34:38.821
2	1:17.030	+1.771	12:35:55.851
3	1:17.778	+2.519	12:37:13.629
4	1:16.194	+0.935	12:38:29.823
5	1:15.486	+0.227	12:39:45.309
6	1:15.259		12:41:00.568
7	1:16.745	+1.486	12:42:17.313
8	1:16.191	+0.932	12:43:33.504
9	1:15.961	+0.702	12:44:49.465
10	1:18.755	+3.496	12:46:08.220
11	1:18.506	+3.247	12:47:26.726

Lap	Lap Tm	Diff	Time of Day
(6) UALISON MACHADO			
1	1:21.580	+6.359	12:34:40.732
2	1:16.222	+1.001	12:35:56.954
3	1:16.998	+1.777	12:37:13.952
4	1:16.212	+0.991	12:38:30.164
5	1:15.401	+0.180	12:39:45.565
6	1:15.221		12:41:00.786
7	1:18.129	+2.908	12:42:18.915
8	1:17.050	+1.829	12:43:35.965
9	1:20.241	+5.020	12:44:56.206
10	1:22.138	+6.917	12:46:18.344
11	1:20.328	+5.107	12:47:38.672

Lap	Lap Tm	Diff	Time of Day
(91) NIEDSON DA SILVA			
1	1:20.618	+3.330	12:34:41.119
2	1:18.592	+1.304	12:35:59.711
3	1:17.306	+0.018	12:37:17.017
4	1:17.288		12:38:34.305
5	1:18.067	+0.779	12:39:52.372
6	1:18.861	+1.573	12:41:11.233
7	1:17.819	+0.531	12:42:29.052
8	1:19.356	+2.068	12:43:48.408
9	1:18.047	+0.759	12:45:06.455
10	1:18.859	+1.571	12:46:25.314
11	1:19.765	+2.477	12:47:45.079

Lap	Lap Tm	Diff	Time of Day
(29) JULIANO RODRIGUES			
1	1:21.590	+4.101	12:34:41.825
2	1:19.877	+2.388	12:36:01.702
3	1:18.770	+1.281	12:37:20.472
4	1:17.489		12:38:37.961
5	1:18.145	+0.656	12:39:56.106
6	1:18.454	+0.965	12:41:14.560
7	1:20.065	+2.576	12:42:34.625
8	1:18.385	+0.896	12:43:53.010
9	1:20.631	+3.142	12:45:13.641
10	1:20.040	+2.551	12:46:33.681
11	1:20.083	+2.594	12:47:53.764

Lap	Lap Tm	Diff	Time of Day
(711) JOSÉ LAURENTINO			
1	1:23.488	+7.258	12:34:45.864
2	1:34.827	+18.597	12:36:20.691
3	1:16.230		12:37:36.921
4	1:17.281	+1.051	12:38:54.202
5	1:18.241	+2.011	12:40:12.443
6	1:18.297	+2.067	12:41:30.740
7	1:28.183	+11.953	12:42:58.923
8	1:20.315	+4.085	12:44:19.238

Lap	Lap Tm	Diff	Time of Day
9	1:17.833	+1.603	12:45:37.071
10	1:16.307	+0.077	12:46:53.378
11	1:18.225	+1.995	12:48:11.603

Lap	Lap Tm	Diff	Time of Day
(87) LEANDRO CASSIANO			
1	1:25.896	+6.572	12:34:47.321
2	1:23.036	+3.712	12:36:10.357
3	1:21.427	+2.103	12:37:31.784
4	1:19.324		12:38:51.108
5	1:20.875	+1.551	12:40:11.983
6	1:20.527	+1.203	12:41:32.510
7	1:21.849	+2.525	12:42:54.359
8	1:21.194	+1.870	12:44:15.553
9	1:19.939	+0.615	12:45:35.492
10	1:20.620	+1.296	12:46:56.112
11	1:24.517	+5.193	12:48:20.629

Lap	Lap Tm	Diff	Time of Day
(65) ERIKE TORTOLA			
1	1:25.480	+6.706	12:34:47.962
2	1:20.310	+1.536	12:36:08.272
3	1:18.774		12:37:27.046
4	1:18.915	+0.141	12:38:45.961
5	1:21.099	+2.325	12:40:07.060
6	1:24.032	+5.258	12:41:31.092
7	1:25.834	+7.060	12:42:56.926
8	1:21.183	+2.409	12:44:18.109
9	1:21.300	+2.526	12:45:39.409
10	1:21.816	+3.042	12:47:01.225
11	1:22.100	+3.326	12:48:23.325

Lap	Lap Tm	Diff	Time of Day
(8) ELIZEU FERREIRA			
1	1:20.951	+3.827	12:34:44.049
2	1:38.892	+21.768	12:36:22.941
3	1:18.850	+1.726	12:37:41.791
4	1:20.369	+3.245	12:39:02.160
5	1:21.154	+4.030	12:40:23.314
6	1:17.124		12:41:40.438
7	1:23.659	+6.535	12:43:04.097
8	1:26.433	+9.309	12:44:30.530
9	1:20.187	+3.063	12:45:50.717
10	1:19.589	+2.465	12:47:10.306
11	1:18.899	+1.775	12:48:29.205

Lap	Lap Tm	Diff	Time of Day
(26) CASSIO LORENZETTI			
1	1:21.996	+0.562	12:34:43.685
2	1:21.434		12:36:05.119
3	1:21.815	+0.381	12:37:26.934
4	1:22.051	+0.617	12:38:48.985
5	1:22.955	+1.521	12:40:11.940
6	1:24.628	+3.194	12:41:36.568
7	1:27.450	+6.016	12:43:04.018
8	1:26.595	+5.161	12:44:30.613
9	1:27.684	+6.250	12:45:58.297
10	1:27.819	+6.385	12:47:26.116

Lap	Lap Tm	Diff	Time of Day
(108) ROMENIO DA SILVA			
1	1:24.517	+2.841	12:34:45.792
2	1:27.226	+5.550	12:36:13.018
3	1:21.676		12:37:34.694
4	1:23.369	+1.693	12:38:58.063
5	1:24.859	+3.183	12:40:22.922
6	1:28.929	+7.253	12:41:51.851
7	1:25.165	+3.489	12:43:17.016
8	1:28.417	+6.741	12:44:45.433
9	1:26.924	+5.248	12:46:12.357
10	1:25.099	+3.423	12:47:37.456

Cronometragem: MARCOS A. MANCINI - Diretor de Prova: JOCEMIR ZAMBONI

Orbits

MX LEMAMT - 2a Etapa

NACIONAL FORÇA LIVRE / OPEN

Campos de Júlio/MT 1,000 Km

Corrida

04/06/2023 12:20

Corrida iniciado em 12:32:47

Lap	Lap Tm	Diff	Time of Day
(290) LUCAS GALLI FRAGA			
1	1:26.496	+3.642	12:34:51.569
2	1:25.861	+3.007	12:36:17.430
3	1:22.854		12:37:40.284
4	1:25.052	+2.198	12:39:05.336
5	1:27.795	+4.941	12:40:33.131
6	1:25.059	+2.205	12:41:58.190
7	1:24.694	+1.840	12:43:22.884
8	1:24.516	+1.662	12:44:47.400
9	1:30.249	+7.395	12:46:17.649
10	1:27.106	+4.252	12:47:44.755

Lap	Lap Tm	Diff	Time of Day
(38) ADRIANO CÉSAR			
1	1:22.795		12:34:40.367
2	1:25.438	+2.643	12:36:05.805
3	1:26.847	+4.052	12:37:32.652
4	1:25.897	+3.102	12:38:58.549
5	1:28.331	+5.536	12:40:26.880
6	1:29.556	+6.761	12:41:56.436
7	1:29.358	+6.563	12:43:25.794
8	1:28.731	+5.936	12:44:54.525
9	1:30.052	+7.257	12:46:24.577
10	1:29.973	+7.178	12:47:54.550

Lap	Lap Tm	Diff	Time of Day
(31) DONER DAL CASTEL			
1	1:27.101	+4.455	12:34:54.762
2	1:26.340	+3.694	12:36:21.102
3	1:24.119	+1.473	12:37:45.221
4	1:22.646		12:39:07.867
5	1:28.035	+5.389	12:40:35.902
6	1:27.264	+4.618	12:42:03.166
7	1:25.089	+2.443	12:43:28.255
8	1:29.927	+7.281	12:44:58.182
9	1:32.438	+9.792	12:46:30.620
10	1:31.505	+8.859	12:48:02.125

Lap	Lap Tm	Diff	Time of Day
(51) GILBERTO DALEPIANE			
1	1:26.545		12:34:50.740
2	1:29.939	+3.394	12:36:20.679
3	1:31.440	+4.895	12:37:52.119
4	1:32.594	+6.049	12:39:24.713
5	1:33.070	+6.525	12:40:57.783
6	1:42.722	+16.177	12:42:40.505
7	1:45.209	+18.664	12:44:25.714
8	1:31.267	+4.722	12:45:56.981
9	1:31.171	+4.626	12:47:28.152

Lap	Lap Tm	Diff	Time of Day
(18) BRUNO ALMEIDA			
1	1:26.110	+5.090	12:34:47.753
2	1:24.824	+3.804	12:36:12.577
3	1:21.020		12:37:33.597
4	1:24.902	+3.882	12:38:58.499
5	1:24.056	+3.036	12:40:22.555



Prefeitura Municipal
CAMPOS DE JÚLIO
Semeando Desenvolvimento



CÂMARA MUNICIPAL DE
CAMPOS DE JÚLIO

MX LEMAMT - 2a Etapa

Classificado por voltas

NACIONAL FORÇA LIVRE / OPEN

Campos de Júlio/MT 1,000 Km

Corrida

04/06/2023 12:20

Corrida iniciado em 12:32:47

Pos	No.	Nome	Classe	Voltas	Diff	M. Tempo	Moto	Cidade	Patrocinador
1	69	ROMÁRIO ROSA	NAC FL	12		1:08.162	HONDA	JUARA	AUTO ESCOLA TAPURAH
2	2	MARCOS ALEXANDRE	NAC FL	12	15.620	1:09.702	HONDA	SINOP	ZANKCO SOLUÇÕES CONSTRUTIVAS-KAWA
3	17	THIAGO FERNANDO	NAC FL	12	20.324	1:10.631	HONDA	SAPEZAL	PRIMITIVO AÇAI-ELETROTÉCNICA ARAÚJO
4	74	MATHEUS ZILLI	NAC FL	12	20.332	1:10.143	HONDA	VILHENA	SACOLÃO EMBALAGENS-HP MÁQUINAS E P
5	456	ENZO DOTTO	NAC FL	12	27.412	1:10.530	HONDA	CACOAL	DOTTO MIX-REVISA AUTO CENTER
6	5	WILLIAM RAMOS	NAC OPEN	11	1 Volta	1:15.259	HONDA	BRASORTE	SUNOCO AUTO CAR
7	6	UALISON MACHADO	NAC FL	11	1 Volta	1:15.221	HONDA	SÃO MIGUEL DO GUA	DOTTO MIX-MOTO + R&D-HOTEL HOJE SI
8	91	NIEDSON DA SILVA	NAC OPEN	11	1 Volta	1:17.288	HONDA	DIAMANTINO	HIDRÁULICA LEAL
9	29	JULIANO RODRIGUES	NAC OPEN	11	1 Volta	1:17.489	HONDA	SORRISO	CHICÃO MX SCHOOLL
10	711	JOSÉ LAURENTINO	NAC FL	11	1 Volta	1:16.230	HONDA	SAPEZAL	SAN CALÇADOS-NUTELA RACING
11	87	LEANDRO CASSIANO	NAC OPEN	11	1 Volta	1:19.324	HONDA	COLORADO DO OEST	MK RACING-CPW INTERNET
12	65	ERIKE TORTOLA	NAC OPEN	11	1 Volta	1:18.774	HONDA	CAMPO NOVO DO PAF	
13	8	ELIZEU FERREIRA	NAC OPEN	11	1 Volta	1:17.124	HONDA	RIO VERDE	PREF. RIO VERDE-NO VEÍCULO-SOX NET-PA
14	26	CASSIO LORENZETTI	NAC OPEN	10	2 Voltas	1:21.434	HONDA	TANGARÁ DA SERRA	123 SOLAR TANGARÁ
15	108	ROMENIO DA SILVA	NAC FL	10	2 Voltas	1:21.676	HONDA	SAPEZAL	RR MOTOS
16	290	LUCAS GALLI FRAGA	NAC OPEN	10	2 Voltas	1:22.854	HONDA	TANGARÁ DA SERRA	MICROBIOMA CONSULTORIA
17	38	ADRIANO CÉSAR	NAC OPEN	10	2 Voltas	1:22.795	HONDA	COMODORO	REFRIAR CLIMATIZAÇÃO-MOTO CLUB MX
18	31	DONER DAL CASTEL	NAC OPEN	10	2 Voltas	1:22.646	HONDA	TANGARÁ DA SERRA	FAZENDA SÃO MIGUEL
19	51	GILBERTO DALEPIANE	NAC OPEN	9	3 Voltas	1:26.545	HONDA	DIAMANTINO	EXTREME TEAM RACING DIAMANTINO-D


Não classificado (75% = 9 Voltas)

18	BRUNO ALMEIDA	NAC FL	5	7 Voltas	1:21.020	HONDA	CONQUISTA DO OEST
----	---------------	--------	---	----------	----------	-------	-------------------

Margem da Vitoria	velocidade Media	Tempo Melhor volta	Melhor Veloc.	Melhor Volta por..
15.620	49,565	1:08.162	52,815	69 - ROMÁRIO ROSA

Cronometragem: MARCOS A. MANCINI - Diretor de Prova: JOCEMIR ZAMBONI

Orbits



MX LEMAMT - 2a Etapa

NACIONAL FORÇA LIVRE / OPEN

Campos de Júlio/MT 1,000 Km

Warm-up

04/06/2023 08:20

Qualificação iniciado em 9:13:40

Lap	Lap Tm	Diff	Time of Day
(2) MARCOS ALEXANDRE			
1	1:21.660	+8.895	9:17:07.837
2	1:14.954	+2.189	9:18:22.791
3	1:39.669	+26.904	9:20:02.460
4	1:50.067	+37.302	9:21:52.527
5	1:15.892	+3.127	9:23:08.419
6	1:49.188	+36.423	9:24:57.607
7	1:12.765		9:26:10.372

(69) ROMÁRIO ROSA			
1	1:41.173	+27.374	9:16:47.224
2	1:25.687	+11.888	9:18:12.911
3	1:20.112	+6.313	9:19:33.023
4	1:15.128	+1.329	9:20:48.151
5	1:13.799		9:22:01.950
6	2:46.770	+1:32.971	9:24:48.720

(17) THIAGO FERNANDO			
1	1:36.583	+21.208	9:19:52.829
2	1:31.149	+15.774	9:21:23.978
3	1:17.860	+2.485	9:22:41.838
4	1:17.832	+2.457	9:23:59.670
5	1:16.971	+1.596	9:25:16.641
6	1:15.375		9:26:32.016

(74) MATHEUS ZILLI			
1	4:27.628	+3:11.214	9:20:17.772
2	1:20.081	+3.667	9:21:37.853
3	1:16.414		9:22:54.267
4	1:18.089	+1.675	9:24:12.356
5	1:23.110	+6.696	9:25:35.466
6	1:29.508	+13.094	9:27:04.974

(456) ENZO DOTTO			
1	1:21.353	+4.839	9:19:42.179
2	1:35.016	+18.502	9:21:17.195
3	2:10.344	+53.830	9:23:27.539
4	1:16.514		9:24:44.053
5	1:17.370	+0.856	9:26:01.423

(711) JOSÉ LAURENTINO			
1	2:09.868	+47.722	9:17:50.052
2	1:39.938	+17.792	9:19:29.990
3	1:28.165	+6.019	9:20:58.155
4	1:25.070	+2.924	9:22:23.225
5	1:22.146		9:23:45.371
6	2:03.139	+40.993	9:25:48.510

(29) JULIANO RODRIGUES			
1	1:34.765	+12.037	9:16:38.427
2	1:24.972	+2.244	9:18:03.399
3	1:26.662	+3.934	9:19:30.061
4	1:25.940	+3.212	9:20:56.001
5	2:55.308	+1:32.580	9:23:51.309
6	1:25.711	+2.983	9:25:17.020
7	1:22.728		9:26:39.748

(6) UALISON MACHADO			
1	3:14.528	+1:50.986	9:18:33.474
2	1:29.930	+6.388	9:20:03.404
3	1:26.026	+2.484	9:21:29.430
4	1:24.756	+1.214	9:22:54.186
5	1:37.084	+13.542	9:24:31.270
6	1:23.542		9:25:54.812

Lap	Lap Tm	Diff	Time of Day
(5) WILLIAM RAMOS			
1	1:34.371	+10.010	9:17:27.254
2	1:28.498	+4.137	9:18:55.752
3	1:25.966	+1.605	9:20:21.718
4	1:24.361		9:21:46.079
5	1:24.682	+0.321	9:23:10.761
6	1:27.119	+2.758	9:24:37.880
7	1:25.086	+0.725	9:26:02.966

(26) CASSIO LORENZETTI			
1	4:03.497	+2:38.431	9:19:36.996
2	1:31.617	+6.551	9:21:08.613
3	1:26.799	+1.733	9:22:35.412
4	1:51.478	+26.412	9:24:26.890
5	1:25.066		9:25:51.956

(8) ELIZEU FERREIRA			
1	1:49.915	+24.787	9:17:41.012
2	1:33.332	+8.204	9:19:14.344
3	1:28.073	+2.945	9:20:42.417
4	1:28.526	+3.398	9:22:10.943
5	2:13.830	+48.702	9:24:24.773
6	1:25.128		9:25:49.901

(87) LEANDRO CASSIANO			
1	1:34.189	+6.985	9:17:36.175
2	1:29.599	+2.395	9:19:05.774
3	1:27.665	+0.461	9:20:33.439
4	1:27.204		9:22:00.643

(91) NIEDSON DA SILVA			
1	1:55.258	+27.236	9:17:58.251
2	1:36.036	+8.014	9:19:34.287
3	1:31.386	+3.364	9:21:05.673
4	1:28.380	+0.358	9:22:34.053
5	1:28.022		9:24:02.075
6	1:28.185	+0.163	9:25:30.260
7	1:29.396	+1.374	9:26:59.656

(38) ADRIANO CÉSAR			
1	2:50.930	+1:20.726	9:18:38.252
2	1:33.475	+3.271	9:20:11.727
3	1:30.204		9:21:41.931
4	1:34.050	+3.846	9:23:15.981

(31) DONER DAL CASTEL			
1	1:59.249	+28.286	9:18:00.673
2	6:06.778	+4:35.815	9:24:07.451
3	1:30.963		9:25:38.414
4	1:34.468	+3.505	9:27:12.882

(290) LUCAS GALLI FRAGA			
1	1:53.919	+20.378	9:17:43.197
2	1:52.640	+19.099	9:19:35.837
3	1:40.883	+7.342	9:21:16.720
4	1:33.541		9:22:50.261
5	1:35.689	+2.148	9:24:25.950

(65) ERIKE TORTOLA			
1	1:45.573	+11.022	9:17:43.726
2	1:49.123	+14.572	9:19:32.849
3	1:37.536	+2.985	9:21:10.385
4	1:34.551		9:22:44.936
5	1:36.499	+1.948	9:24:21.435
6	1:40.081	+5.530	9:26:01.516

Cronometragem: MARCOS A. MANCINI - Diretor de Prova: JOCEMIR ZAMBONI

Orbits



Prefeitura Municipal
CAMPOS DE JÚLIO
Semeando Desenvolvimento



CÂMARA MUNICIPAL DE
CAMPOS DE JÚLIO

MX LEMAMT - 2a Etapa

Classificado pela melhor volta

NACIONAL FORÇA LIVRE / OPEN

Campos de Júlio/MT 1,000 Km

Warm-up


04/06/2023 08:20

Qualificação iniciado em 9:13:40

Pos	No.	Nome	Classe	M. Tempo	Diff	Moto	Cidade	Patrocinador
1	2	MARCOS ALEXANDRE	NAC FL	1:12.765		HONDA	SINOP	ZANKCO SOLUÇÕES CONSTRUTIVAS-KAWASAI
2	69	ROMÁRIO ROSA	NAC FL	1:13.799	1.034	HONDA	JUARA	AUTO ESCOLA TAPURAH
3	17	THIAGO FERNANDO	NAC FL	1:15.375	2.610	HONDA	SAPEZAL	PRIMITIVO AÇÁI-ELETROTÉCNICA ARAÚJO
4	74	MATHEUS ZILLI	NAC FL	1:16.414	3.649	HONDA	VILHENA	SACOLÃO EMBALAGENS-HP MÁQUINAS E PON
5	456	ENZO DOTTO	NAC FL	1:16.514	3.749	HONDA	CACOAL	DOTTO MIX-REVISIA AUTO CENTER
6	711	JOSÉ LAURENTINO	NAC FL	1:22.146	9.381	HONDA	SAPEZAL	SAN CALÇADOS-NUTELA RACING
7	29	JULIANO RODRIGUES	NAC OPEN	1:22.728	9.963	HONDA	SORRISO	CHICÃO MX SCHOOL
8	6	UALISON MACHADO	NAC FL	1:23.542	10.777	HONDA	SÃO MIGUEL DO GUAPORÉ	DOTTO MIX-MOTO + NBO-MOTEL HOJE SIN-O
9	5	WILLIAM RAMOS	NAC OPEN	1:24.361	11.596	HONDA	BRASNORTE	SUNOCO AUTO CAR
10	26	CASSIO LORENZETTI	NAC OPEN	1:25.066	12.301	HONDA	TANGARÁ DA SERRA	123 SOLAR TANGARÁ
11	8	ELIZEU FERREIRA	NAC OPEN	1:25.128	12.363	HONDA	RIO VERDE	PREF. RIO VERDE-NJ VEÍCULOS-OK NET-PANA
12	87	LEANDRO CASSIANO	NAC OPEN	1:27.204	14.439	HONDA	COLORADO DO OESTE	MK RACING-CPW INTERNET
13	91	NIEDSON DA SILVA	NAC OPEN	1:28.022	15.257	HONDA	DIAMANTINO	HIDRÁULICA LEAL
14	38	ADRIANO CÉSAR	NAC OPEN	1:30.204	17.439	HONDA	COMODORO	REFRIAR CLIMATIZAÇÃO-MOTO CLUB MX40
15	31	DONER DAL CASTEL	NAC OPEN	1:30.963	18.198	HONDA	TANGARÁ DA SERRA	FAZENDA SÃO MIGUEL
16	290	LUCAS GALLI FRAGA	NAC OPEN	1:33.541	20.776	HONDA	TANGARÁ DA SERRA	MICROBIOMA CONSULTORIA
17	65	ERIKE TORTOLA	NAC OPEN	1:34.551	21.786	HONDA	CAMPO NOVO DO PARECÍ	
18	108	ROMENIO DA SILVA	NAC FL	1:42.667	29.902	HONDA	SAPEZAL	RR MOTOS
19	51	GILBERTO DALEPIANE	NAC OPEN	1:50.240	37.475	HONDA	DIAMANTINO	EXTREME TEAM RACING DIAMANTINO-DALEP

Cronometragem: MARCOS A. MANCINI - Diretor de Prova: JOCEMIR ZAMBONI

Orbits



MX LEMAMT - 2a Etapa

NACIONAL INTERMEDIARIA

Campos de Júlio/MT, 1,000 Km

Corrida

04/06/2023 16:00

Corrida iniciado em 16:58:11

Lap	Lap Tm	Diff	Time of Day
(456) ENZO DOTTO			
1	1:15.441	+2.492	16:59:56.901
2	1:13.895	+0.946	17:01:10.796
3	1:12.992	+0.043	17:02:23.788
4	1:12.949		17:03:36.737
5	1:14.313	+1.364	17:04:51.050
6	1:14.215	+1.266	17:06:05.265
7	1:14.886	+1.937	17:07:20.151
8	1:16.430	+3.481	17:08:36.581
9	1:15.814	+2.865	17:09:52.395
10	1:14.750	+1.801	17:11:07.145
11	1:19.093	+6.144	17:12:26.238

Lap	Lap Tm	Diff	Time of Day
(29) JOÃO GABRIEL			
1	1:16.096	+1.436	16:59:56.097
2	1:14.695	+0.035	17:01:10.792
3	1:16.172	+1.512	17:02:26.964
4	1:14.660		17:03:41.624
5	1:14.777	+0.117	17:04:56.401
6	1:16.922	+2.262	17:06:13.323
7	1:16.082	+1.422	17:07:29.405
8	1:16.347	+1.687	17:08:45.752
9	1:16.983	+2.323	17:10:02.735
10	1:17.893	+3.233	17:11:20.628
11	1:19.995	+5.335	17:12:40.623

Lap	Lap Tm	Diff	Time of Day
(6) UALISON MACHADO			
1	1:19.614	+4.272	17:00:03.179
2	1:18.820	+3.478	17:01:21.999
3	1:16.060	+0.718	17:02:38.059
4	1:15.342		17:03:53.401
5	1:16.653	+1.311	17:05:10.054
6	1:16.592	+1.250	17:06:26.646
7	1:16.597	+1.255	17:07:43.243
8	1:17.363	+2.021	17:09:00.606
9	1:19.414	+4.072	17:10:20.020
10	1:18.268	+2.926	17:11:38.288
11	1:21.500	+6.158	17:12:59.788

Lap	Lap Tm	Diff	Time of Day
(711) JOSÉ LAURENTINO			
1	1:20.857	+4.260	17:00:04.888
2	1:18.825	+2.228	17:01:23.713
3	1:17.453	+0.856	17:02:41.166
4	1:16.597		17:03:57.763
5	1:17.425	+0.828	17:05:15.188
6	1:17.280	+0.683	17:06:32.468
7	1:18.587	+1.990	17:07:51.055
8	1:18.879	+2.282	17:09:09.934
9	1:19.911	+3.314	17:10:29.845
10	1:19.769	+3.172	17:11:49.614
11	1:22.517	+5.920	17:13:12.131

Lap	Lap Tm	Diff	Time of Day
(87) LEANDRO CASSIANO			
1	1:21.363	+2.344	17:00:04.938
2	1:21.539	+2.520	17:01:26.477
3	1:20.118	+1.099	17:02:46.595
4	1:19.134	+0.115	17:04:05.729
5	1:19.027	+0.008	17:05:24.756
6	1:19.506	+0.487	17:06:44.262
7	1:20.128	+1.109	17:08:04.390
8	1:19.019		17:09:23.409
9	1:20.678	+1.659	17:10:44.087
10	1:20.813	+1.794	17:12:04.900
11	1:20.590	+1.571	17:13:25.490

Lap	Lap Tm	Diff	Time of Day
(5) WILLIAM RAMOS			
1	1:20.426	+3.706	17:00:33.554
2	1:17.303	+0.583	17:01:50.857
3	1:18.822	+2.102	17:03:09.679
4	1:18.713	+1.993	17:04:28.392
5	1:16.720		17:05:45.112
6	1:18.214	+1.494	17:07:03.326
7	1:17.068	+0.348	17:08:20.394
8	1:17.748	+1.028	17:09:38.142
9	1:18.389	+1.669	17:10:56.531
10	1:17.865	+1.145	17:12:14.396
11	1:24.701	+7.981	17:13:39.097

Lap	Lap Tm	Diff	Time of Day
(357) RAYLYZ			
1	1:21.641	+1.958	17:00:06.560
2	1:22.294	+2.611	17:01:28.854
3	1:20.636	+0.953	17:02:49.490
4	1:19.683		17:04:09.173
5	1:21.803	+2.120	17:05:30.976
6	1:24.034	+4.351	17:06:55.010
7	1:22.525	+2.842	17:08:17.535
8	1:22.587	+2.904	17:09:40.122
9	1:21.918	+2.235	17:11:02.040
10	1:21.356	+1.673	17:12:23.396
11	1:24.354	+4.671	17:13:47.750

Lap	Lap Tm	Diff	Time of Day
(91) NIEDSON LEAL			
1	1:17.507		16:59:57.924
2	1:32.529	+15.022	17:01:30.453
3	1:24.356	+6.849	17:02:54.809
4	1:22.048	+4.541	17:04:16.857
5	1:22.591	+5.084	17:05:39.448
6	1:22.587	+5.080	17:07:02.035
7	1:22.461	+4.954	17:08:24.496
8	1:21.524	+4.017	17:09:46.020
9	1:24.163	+6.656	17:11:10.183
10	1:22.993	+5.486	17:12:33.176

Lap	Lap Tm	Diff	Time of Day
(108) ROMENIO DA SILVA			
1	1:22.676	+2.827	17:00:12.433
2	1:20.928	+1.079	17:01:33.361
3	1:19.849		17:02:53.210
4	1:20.789	+0.940	17:04:13.999
5	1:20.998	+1.149	17:05:34.997
6	1:21.664	+1.815	17:06:56.661
7	1:21.388	+1.539	17:08:18.049
8	1:22.210	+2.361	17:09:40.259
9	1:36.429	+16.580	17:11:16.688
10	1:34.676	+14.827	17:12:51.364

Lap	Lap Tm	Diff	Time of Day
(75) JOSÉ ORIVAL			
1	1:20.946		17:00:03.009
2	1:21.823	+0.877	17:01:24.832
3	1:21.561	+0.615	17:02:46.393
4	1:41.972	+21.026	17:04:28.365
5	1:23.784	+2.838	17:05:52.149
6	1:26.437	+5.491	17:07:18.586
7	1:22.065	+1.119	17:08:40.651
8	1:25.105	+4.159	17:10:05.756
9	1:24.111	+3.165	17:11:29.867
10	1:25.034	+4.088	17:12:54.901

Lap	Lap Tm	Diff	Time of Day
(26) CASSIO LORENZETTI			
1	1:22.026	+1.079	17:00:09.319
2	1:21.261	+0.314	17:01:30.580
3	1:20.947		17:02:51.527

Lap	Lap Tm	Diff	Time of Day
4	1:24.443	+3.496	17:04:15.970
5	1:27.744	+6.797	17:05:43.714
6	1:26.520	+5.573	17:07:10.234
7	1:27.942	+6.995	17:08:38.176
8	1:29.170	+8.223	17:10:07.346
9	1:27.448	+6.501	17:11:34.794
10	1:23.774	+2.827	17:12:58.568

Lap	Lap Tm	Diff	Time of Day
(29) LUCAS GALLI			
1	1:26.603	+1.988	17:00:14.691
2	1:24.615		17:01:39.306
3	1:24.681	+0.066	17:03:03.987
4	1:27.620	+3.005	17:04:31.607
5	1:26.787	+2.172	17:05:58.394
6	1:30.941	+6.326	17:07:29.335
7	1:30.348	+5.733	17:08:59.683
8	1:30.127	+5.512	17:10:29.810
9	1:30.731	+6.116	17:12:00.541
10	1:28.829	+4.214	17:13:29.370

Lap	Lap Tm	Diff	Time of Day
(38) JONATAN VALÉRIO			
1	1:17.956		17:00:00.384
2	1:20.310	+2.354	17:01:20.694
3	1:19.508	+1.552	17:02:40.202
4	1:21.150	+3.194	17:04:01.352
5	1:19.195	+1.239	17:05:20.547
6	1:24.673	+6.717	17:06:45.220
7	2:02.686	+44.730	17:08:47.906
8	1:27.497	+9.541	17:10:15.403
9	1:46.450	+28.494	17:12:01.853
10	1:44.547	+26.591	17:13:46.400

Lap	Lap Tm	Diff	Time of Day
(16) LEONARDO GABRIEL			
1	1:32.955	+6.618	17:00:19.747
2	1:27.606	+1.269	17:01:47.353
3	1:26.337		17:03:13.690
4	1:27.812	+1.475	17:04:41.502

Lap	Lap Tm	Diff	Time of Day
(25) GABRIEL HERNANDES			
1	1:27.328	+0.770	17:00:13.657
2	1:26.558		17:01:40.215
3	1:33.946	+7.388	17:03:14.161

Lap	Lap Tm	Diff	Time of Day
(12) TIAGO SILVA			
1	1:28.394		17:00:15.305



Prefeitura Municipal
CAMPOS DE JÚLIO
Semeando Desenvolvimento



CÂMARA MUNICIPAL DE
CAMPOS DE JÚLIO

MX LEMAMT - 2a Etapa

Classificado por voltas

NACIONAL INTERMEDIARIA

Campos de Júlio/MT 1,000 Km

Corrida

04/06/2023 16:00

Corrida iniciado em 16:58:11

Pos	No.	Nome	Classe	Voltas	Diff	M. Tempo	Moto	Cidade	Patrocinador
1	456	ENZO DOTTO	NAC INTER	11		1:12.949	HONDA	CACOAL	DOTTO MIX-REVISA AUTO CENTER
2	29	JOÃO GABRIEL	NAC INTER	11	14.385	1:14.660	HONDA	SORRISO	CHICÃO MX SCHOOL
3	6	UALISON MACHADO	NAC INTER	11	33.550	1:15.342	HONDA	SÃO MIGUEL DO GUA	DOTTO MIX-MOTO + NBO-MOTELHOJES
4	711	JOSÉ LAURENTINO	NAC INTER	11	45.893	1:16.597	HONDA	SAPEZAL	SAN CALÇADOS-NUTELA RACING
5	87	LEANDRO CASSIANO	NAC INTER	11	59.252	1:19.019	HONDA	COLORADO DO OEST	MK RACING-CPW INTERNET
6	5	WILLIAM RAMOS	NAC INTER	11	1:12.859	1:16.720	HONDA	BRASNORTE	SUNOCO AUTO CAR
7	357	RAYLYZ	NAC INTER	11	1:21.512	1:19.683	HONDA	COMODORI	
8	91	NIEDSON LEAL	NAC INTER	10	1 Volta	1:17.507	HONDA	DIAMANTINO	
9	108	ROMENIO DA SILVA	NAC INTER	10	1 Volta	1:19.849	HONDA	SAPEZAL	RR MOTOS
10	75	JOSÉ ORIVAL	NAC INTER	10	1 Volta	1:20.946	HONDA	COMODORO	ORIVAL PIMENTA-MOTO CLUBE MX40 DE C
11	26	CASSIO LORENZETTI	NAC INTER	10	1 Volta	1:20.947	HONDA	TANGARÁ DA SERRA	123 SOLAR TANGARÁ
12	29	LUCAS GALLI	NAC INTER	10	1 Volta	1:24.615	HONDA	TANGARÁ DA SERRA	MICROBIOMA CONSULTORIA
13	38	JONATAN VALÉRIO	NAC INTER	10	1 Volta	1:17.956	HONDA	COMODORO	MOTO SHOW-MOTO40 MX RACING

Não classificado (75% = 9 Voltas)

16	LEONARDO GABRIEL	NAC INTER	4	7 Voltas	1:26.337	HONDA	COMODORO	TCH USINAGENS
25	GABRIEL HERNANDES	NAC INTER	3	8 Voltas	1:26.558	HONDA	TANGARÁ DA SERRA	COLHEITAS HERNANDES
12	TIAGO SILVA	NAC INTER	1	10 Voltas	1:28.394	HONDA	CAMPO NOVO DO PAI	

Margem da Vitoria

velocidade Media

Tempo Melhor volta

Melhor Veloc.

Melhor Volta por..

14.385

46,334

1:12.949

49,350

456 - ENZO DOTTO

Cronometragem: MARCOS A. MANCINI - Diretor de Prova: JOCEMIR ZAMBONI

Orbits



MX LEMAMT - 2a Etapa

NACIONAL INTERMEDIARIA

Campos de Júlio/MT 1,000 Km

Warm-up

04/06/2023 11:15

Qualificação iniciado em 11:50:03

Lap	Lap Tm	Diff	Time of Day
(456) ENZO DOTTO			
1	1:12.274		11:52:20.704
2	1:13.126	+0.852	11:53:33.830
3	4:26.648	+3:14.374	11:58:00.478
4	1:12.546	+0.272	11:59:13.024
5	1:12.333	+0.059	12:00:25.357

Lap	Lap Tm	Diff	Time of Day
(6) UALISON MACHADO			
1	1:17.056	+2.297	11:52:43.369
2	1:16.841	+2.082	11:54:00.210
3	1:15.936	+1.177	11:55:16.146
4	1:56.390	+41.631	11:57:12.536
5	1:14.759		11:58:27.295
6	1:17.084	+2.325	11:59:44.379

Lap	Lap Tm	Diff	Time of Day
(711) JOSÉ LAURENTINO			
1	1:18.803	+3.952	11:52:50.313
2	1:22.063	+7.212	11:54:12.376
3	2:47.237	+1:32.386	11:56:59.613
4	1:22.981	+8.130	11:58:22.594
5	1:16.629	+1.778	11:59:39.223
6	1:14.851		12:00:54.074

Lap	Lap Tm	Diff	Time of Day
(29) JOÃO GABRIEL			
1	1:18.359	+2.108	11:52:38.886
2	1:16.921	+0.670	11:53:55.807
3	1:16.251		11:55:12.058
4	1:35.515	+19.264	11:56:47.573
5	1:18.394	+2.143	11:58:05.967
6	1:18.144	+1.893	11:59:24.111
7	1:17.429	+1.178	12:00:41.540

Lap	Lap Tm	Diff	Time of Day
(5) WILLIAM RAMOS			
1	1:55.248	+37.496	11:53:46.826
2	1:20.768	+3.016	11:55:07.594
3	1:21.006	+3.254	11:56:28.600
4	1:18.679	+0.927	11:57:47.279
5	1:18.065	+0.313	11:59:05.344
6	1:17.752		12:00:23.096

Lap	Lap Tm	Diff	Time of Day
(38) JONATAN VALÉRIO			
1	1:30.685	+10.783	11:53:21.374
2	1:19.902		11:54:41.276
3	1:25.966	+6.064	11:56:07.242
4	1:27.362	+7.460	11:57:34.604
5	2:08.322	+48.420	11:59:42.926

Lap	Lap Tm	Diff	Time of Day
(87) LEANDRO CASSIANO			
1	1:23.141	+2.362	11:53:30.696
2	1:21.762	+0.983	11:54:52.458
3	1:20.779		11:56:13.237

Lap	Lap Tm	Diff	Time of Day
(65) ERIKE TORTOLA			
1	1:40.670	+19.403	11:53:36.501
2	1:28.107	+6.840	11:55:04.608
3	1:26.662	+5.395	11:56:31.270
4	1:21.267		11:57:52.537
5	1:30.033	+8.766	11:59:22.570

Lap	Lap Tm	Diff	Time of Day
(357) RAYLYZ			
1	1:26.746	+4.883	11:53:27.541
2	1:23.023	+1.160	11:54:50.564
3	1:21.863		11:56:12.427
4	1:24.602	+2.739	11:57:37.029
5	1:23.824	+1.961	11:59:00.853

Lap	Lap Tm	Diff	Time of Day
6	1:34.889	+13.026	12:00:35.742

Lap	Lap Tm	Diff	Time of Day
(18) BRUNO SILVA			
1	1:25.189	+2.463	11:53:11.874
2	1:23.245	+0.519	11:54:35.119
3	1:22.726		11:55:57.845

Lap	Lap Tm	Diff	Time of Day
(108) ROMENIO DA SILVA			
1	1:27.384	+3.011	11:53:00.228
2	1:37.125	+12.752	11:54:37.353
3	1:24.373		11:56:01.726
4	1:27.195	+2.822	11:57:28.921
5	1:26.777	+2.404	11:58:55.698
6	1:28.111	+3.738	12:00:23.809

Lap	Lap Tm	Diff	Time of Day
(16) LEONARDO GABRIEL			
1	1:33.179	+7.444	11:53:29.145
2	1:25.735		11:54:54.880
3	3:19.220	+1:53.485	11:58:14.100
4	1:55.546	+29.811	12:00:09.646

Lap	Lap Tm	Diff	Time of Day
(75) JOSÉ ORIVAL			
1	1:29.672	+3.794	11:53:21.608
2	1:27.547	+1.669	11:54:49.155
3	1:25.878		11:56:15.033
4	1:29.266	+3.388	11:57:44.299
5	2:34.811	+1:08.933	12:00:19.110

Lap	Lap Tm	Diff	Time of Day
(12) TIAGO SILVA			
1	1:34.683	+8.016	11:53:33.414
2	1:30.606	+3.939	11:55:04.020
3	1:33.030	+6.363	11:56:37.050
4	1:34.352	+7.685	11:58:11.402
5	1:30.859	+4.192	11:59:42.261
6	1:26.667		12:01:08.928

Lap	Lap Tm	Diff	Time of Day
(25) GABRIEL HERNANDES			
1	1:29.149		11:58:26.173
2	1:30.999	+1.850	11:59:57.172
3	1:50.993	+21.844	12:01:48.165

Lap	Lap Tm	Diff	Time of Day
(111) IGOR SCOBAR			
1	1:34.581	+2.959	11:53:29.714
2	1:31.622		11:55:01.336
3	1:38.924	+7.302	11:56:40.260
4	1:33.475	+1.853	11:58:13.735
5	1:34.732	+3.110	11:59:48.467
6	1:41.293	+9.671	12:01:29.760

Lap	Lap Tm	Diff	Time of Day
(61) DIOGO ANTÔNIO			
1	1:35.421		11:53:33.105
2	1:39.608	+4.187	11:55:12.713
3	1:36.281	+0.860	11:56:48.994
4	1:41.508	+6.087	11:58:30.502
5	1:46.490	+11.069	12:00:16.992



Prefeitura Municipal
CAMPOS DE JÚLIO
Semeando Desenvolvimento



CÂMARA MUNICIPAL DE
CAMPOS DE JÚLIO

MX LEMAMT - 2a Etapa

Classificado pela melhor volta

NACIONAL INTERMEDIARIA

Campos de Júlio/MT 1,000 Km

Warm-up

04/06/2023 11:15

Qualificação iniciado em 11:50:03

Pos	No.	Nome	Classe	M. Tempo	Diff	Moto	Cidade	Patrocinador
1	456	ENZO DOTTO	NACINTER	1:12.274		HONDA	CACOAL	DOTTO MIX-REVISIA AUTO CENTER
2	6	UALISON MACHADO	NACINTER	1:14.759	2.485	HONDA	SÃO MIGUEL DO GUAPORI	DOTTO MIX-MOTO + NGO-HOTEL HOJE SIM
3	711	JOSÉ LAURENTINO	NACINTER	1:14.851	2.577	HONDA	SAPEZAL	SAN CALÇADOS-NUTELA RACING
4	29	JOÃO GABRIEL	NACINTER	1:16.251	3.977	HONDA	SORRISO	CHICÃO MX SCHOOL
5	5	WILLIAM RAMOS	NACINTER	1:17.752	5.478	HONDA	BRASNORTE	SUNOCO AUTO CAR
6	38	JONATAN VALÉRIO	NACINTER	1:19.902	7.628	HONDA	COMODORO	MOTO SHOW-MOTO40 MX RACING
7	87	LEANDRO CASSIANO	NACINTER	1:20.779	8.505	HONDA	COLORADO DO OESTE	MK RACING-CPW INTERNET
8	65	ERIKE TORTOLA	NACINTER	1:21.267	8.993	HONDA	CAMPO NOVO DO PARECÍ	
9	357	RAYLYZ	NACINTER	1:21.863	9.589	HONDA	COMODORI	
10	18	BRUNO SILVA	NACINTER	1:22.726	10.452	HONDA	CONQUISTA D'OESTE	CONQUISTA MOTOS
11	108	ROMENIO DA SILVA	NACINTER	1:24.373	12.099	HONDA	SAPEZAL	RR MOTOS
12	16	LEONARDO GABRIEL	NACINTER	1:25.735	13.461	HONDA	COMODORO	TCH USINAGENS
13	75	JOSÉ ORIVAL	NACINTER	1:25.878	13.604	HONDA	COMODORO	ORIVAL PIMENTA-MOTO CLUBE MX40 DE CO
14	12	TIAGO SILVA	NACINTER	1:26.667	14.393	HONDA	CAMPO NOVO DO PARECÍ	
15	25	GABRIEL HERNANDES	NACINTER	1:29.149	16.875	HONDA	TANGARÁ DA SERRA	COLHEITAS HERNANDES
16	111	IGOR SCOBAR	NACINTER	1:31.622	19.348	HONDA	CAMPO NOVO DO PARECÍ	
17	61	DIOGO ANTÔNIO	NACINTER	1:35.421	23.147	HONDA	CONQUISTA D'OESTE	DIOGO SOM-CONQUISTA CROSS

Cronometragem: MARCOS A. MANCINI - Diretor de Prova: JOCEMIR ZAMBONI

Orbits

