



ESPORTES
& LAZER
SECRETARIA



CAMPO NOVO
DO PARECIS
PREFEITURA

MX LEMAMT - 3a Etapa

Classificado por voltas

65cc / 50cc

Campo Novo do Parecis/MT 1,150 Km

Corrida Domingo

02/07/2023 09:15

Corrida iniciado em 10:30:49

Pos	No.	Nome	Classe	Voltas	Diff	M. Tempo	Moto	Cidade	Patrocinador
1	52	MATHEUS RIBEIRO	65CC	10		50.787	YAMAHA	LUCAS DO RIO VERDI	AMERICA RACING
2	20	LUCAS PIETRO	65CC	10	43.297	51.255	KAWASAKI	CAMPO NOVO DO PAF	LP PINTURAS-SUL TINTAS-RM MOTOS-ALE
3	354	ARTHUR KLUGE	50CC	10	48.829	54.573	KAWASAKI	LUCAS DO RIO VERDI	AMERICA RACING-PRECISASHOP
4	4	YAN GABRIEL	50CC	9	1 Volta	56.610	KTM	CAMPO NOVO DOS PF	RM MOTOS-CS AUTO ELÉTRICA-STUDIO LI
5	747	DAVI LUIZ	50CC/65CC	8	2 Voltas	48.442	KTM	NOVA MUTUM	NORTELAB-FARMÁCIA ECONOMIZE-RTRAC
6	816	LUIZA FONSECA	50CC	8	2 Voltas	1:06.592	GASGAS	VÁRZEA GRANDE	TEAM RACING RT
7	17	LUIZA MARTINS	50CC	7	3 Voltas	1:07.358	HONDA	SAPEZAL	STUDIO FABRÍCIA MARTINS
8	24	VINICIUS GERHARDT	65CC	7	3 Voltas	1:07.437	HONDA	CAMPO NOVO DO PAF	ALEMÃO RACING
9	7	GABRIEL SANDRI	50CC	7	3 Voltas	1:15.938	KTM	BARRA DO BUGRES	
10	146	MAURO RIBEIRO	65CC	6	4 Voltas	58.956	KTM	SÃO JOSE DO RIO CL	SUPER PEÇAS-SETE SISTEMAS-MAD PRO-R

Margem da Vitoria

velocidade Media

Tempo Melhor volta

Melhor Veloc.

Melhor Volta por..

43.297

74,526

48.442

85,463

747 - DAVI LUIZ

Cronometragem: MARCOS A. MANCINI - Diretor de Prova: JOCEMIR ZAMBONI

Orbits





1 E 2 DE JULHO
PISTA MUNICIPAL
BAIRRO DAS PALMEIRAS

ESPORTES
& LAZER
SECRETARIA



CAMPO NOVO
DO PARECIS
PREFEITURA

MX LEMAMT - 3a Etapa


65cc / 50cc

Campo Novo do Parecis/MT 1,150 Km

Corrida Domingo

02/07/2023 09:15

Corrida iniciado em 10:30:49



Lap	Lap Tm	Diff	Time of Day
(52) MATHEUS RIBEIRO			
1	52.890	+2.103	10:32:13.444
2	50.787		10:33:04.231
3	52.547	+1.760	10:33:56.778
4	52.075	+1.288	10:34:48.853
5	54.270	+3.483	10:35:43.123
6	51.946	+1.159	10:36:35.069
7	51.890	+1.103	10:37:26.959
8	55.162	+4.375	10:38:22.121
9	51.221	+0.434	10:39:13.342
10	52.133	+1.346	10:40:05.475

Lap	Lap Tm	Diff	Time of Day
(20) LUCAS PIETRO			
1	55.572	+4.317	10:32:37.595
2	56.202	+4.947	10:33:33.797
3	54.145	+2.890	10:34:27.942
4	52.207	+0.952	10:35:20.149
5	52.858	+1.603	10:36:13.007
6	1:02.998	+11.743	10:37:16.005
7	53.970	+2.715	10:38:09.975
8	51.255		10:39:01.230
9	51.884	+0.629	10:39:53.114
10	55.658	+4.403	10:40:48.772

Lap	Lap Tm	Diff	Time of Day
(354) ARTHUR KLUGE			
1	58.169	+3.596	10:32:13.144
2	1:02.407	+7.834	10:33:15.551
3	57.561	+2.988	10:34:13.112
4	54.826	+0.253	10:35:07.938
5	58.693	+4.120	10:36:06.631
6	1:06.603	+12.030	10:37:13.234
7	55.998	+1.425	10:38:09.232
8	55.608	+1.035	10:39:04.840
9	54.573		10:39:59.413
10	54.891	+0.318	10:40:54.304

Lap	Lap Tm	Diff	Time of Day
(4) YAN GABRIEL			
1	1:03.528	+6.918	10:32:32.547
2	1:04.634	+8.024	10:33:37.181
3	1:02.571	+5.961	10:34:39.752
4	59.097	+2.487	10:35:38.849
5	57.925	+1.315	10:36:36.774
6	56.610		10:37:33.384
7	58.850	+2.240	10:38:32.234
8	58.054	+1.444	10:39:30.288
9	59.318	+2.708	10:40:29.606

Lap	Lap Tm	Diff	Time of Day
(747) DAVI LUIZ			
1	52.593	+4.151	10:32:38.062
2	1:43.510	+55.068	10:34:21.572
3	48.442		10:35:10.014
4	56.973	+8.531	10:36:06.987
5	1:13.853	+25.411	10:37:20.840
6	59.010	+10.568	10:38:19.850
7	51.282	+2.840	10:39:11.132
8	54.663	+6.221	10:40:05.795

Lap	Lap Tm	Diff	Time of Day
(816) LUIZA FONSECA			
1	1:10.576	+3.984	10:32:31.960
2	1:25.416	+18.824	10:33:57.376
3	1:06.636	+0.044	10:35:04.012
4	1:06.592		10:36:10.604
5	1:07.367	+0.775	10:37:17.971
6	1:13.662	+7.070	10:38:31.633
7	1:10.070	+3.478	10:39:41.703

Lap	Lap Tm	Diff	Time of Day
8	1:24.159	+17.567	10:41:05.862

Lap	Lap Tm	Diff	Time of Day
(17) LUIZA MARTINS			
1	1:17.942	+10.584	10:32:44.466
2	2:00.479	+53.121	10:34:44.945
3	1:14.616	+7.258	10:35:59.561
4	1:17.551	+10.193	10:37:17.112
5	1:13.741	+6.383	10:38:30.853
6	1:09.946	+2.588	10:39:40.799
7	1:07.358		10:40:48.157


Lap	Lap Tm	Diff	Time of Day
(24) VINICIUS GERHARDT			
1	2:19.267	+1:11.830	10:33:36.798
2	1:11.370	+3.933	10:34:48.168
3	1:13.193	+5.756	10:36:01.361
4	1:18.050	+10.613	10:37:19.411
5	1:14.159	+6.722	10:38:33.570
6	1:11.390	+3.953	10:39:44.960
7	1:07.437		10:40:52.397

Lap	Lap Tm	Diff	Time of Day
(7) GABRIEL SANDRI			
1	1:21.552	+5.614	10:33:25.874
2	1:17.581	+1.643	10:34:43.455
3	1:16.760	+0.822	10:36:00.215
4	1:15.938		10:37:16.153
5	1:24.588	+8.650	10:38:40.741
6	1:21.891	+5.953	10:40:02.632
7	1:21.149	+5.211	10:41:23.781

Lap	Lap Tm	Diff	Time of Day
(146) MAURO RIBEIRO			
1	58.956		10:32:16.770
2	1:22.171	+23.215	10:33:38.941
3	1:09.810	+10.854	10:34:48.751
4	2:35.477	+1:36.521	10:37:24.228
5	1:46.442	+47.486	10:39:10.670
6	1:09.946	+10.990	10:40:20.616

Cronometragem: MARCOS A. MANCINI - Diretor de Prova: JOCEMIR ZAMBONI

Orbits





1 E 2 DE JULHO
PISTA MUNICIPAL
BAIRRO DAS PALMEIRAS

ESPORTES
& LAZER
SECRETARIA



CAMPO NOVO
DO PARECIS
PREFEITURA

MX LEMAMT - 3a Etapa


IMPORTADA MX1

Campo Novo do Parecis/MT 1,150 Km

Corrida Domingo

02/07/2023 15:12

Corrida iniciado em 15:01:39



Lap	Lap Tm	Diff	Time of Day
(69) ROMÁRIO ROSA			
1	1:13.706	+2.056	15:03:15.302
2	1:12.856	+1.206	15:04:28.158
3	1:13.076	+1.426	15:05:41.234
4	1:11.650		15:06:52.884
5	1:14.253	+2.603	15:08:07.137
6	1:14.722	+3.072	15:09:21.859
7	1:14.830	+3.180	15:10:36.689
8	1:14.549	+2.899	15:11:51.238
9	1:13.879	+2.229	15:13:05.117
10	1:14.657	+3.007	15:14:19.774
11	1:13.878	+2.228	15:15:33.652
12	1:14.278	+2.628	15:16:47.930
13	1:14.854	+3.204	15:18:02.784

Lap	Lap Tm	Diff	Time of Day
(38) THIAGO FERNANDO			
1	1:12.964		15:03:13.432
2	1:14.133	+1.169	15:04:27.565
3	1:15.354	+2.390	15:05:42.919
4	1:14.237	+1.273	15:06:57.156
5	1:14.972	+2.008	15:08:12.128
6	1:14.956	+1.992	15:09:27.084
7	1:14.127	+1.163	15:10:41.211
8	1:14.244	+1.280	15:11:55.455
9	1:14.263	+1.299	15:13:09.718
10	1:15.101	+2.137	15:14:24.819
11	1:15.929	+2.965	15:15:40.748
12	1:15.755	+2.791	15:16:56.503
13	1:18.249	+5.285	15:18:14.752

Lap	Lap Tm	Diff	Time of Day
(2) MARCOS ALEXANDRE			
1	1:12.940	+0.453	15:03:13.883
2	1:12.596	+0.109	15:04:26.479
3	1:12.690	+0.203	15:05:39.169
4	1:12.487		15:06:51.656
5	1:15.095	+2.608	15:08:06.751
6	1:15.101	+2.614	15:09:21.852
7	1:14.742	+2.255	15:10:36.594
8	1:14.262	+1.775	15:11:50.856
9	1:13.552	+1.065	15:13:04.408
10	1:14.932	+2.445	15:14:19.340
11	1:13.619	+1.132	15:15:32.959
12	1:31.902	+19.415	15:17:04.861
13	1:22.635	+10.148	15:18:27.496

Lap	Lap Tm	Diff	Time of Day
(22) JOSÉ VAGNER			
1	1:16.495	+1.039	15:03:19.576
2	1:15.874	+0.418	15:04:35.450
3	1:15.762	+0.306	15:05:51.212
4	1:15.480	+0.024	15:07:06.692
5	1:15.456		15:08:22.148
6	1:15.970	+0.514	15:09:38.118
7	1:16.492	+1.036	15:10:54.610
8	1:16.305	+0.849	15:12:10.915
9	1:16.540	+1.084	15:13:27.455
10	1:17.880	+2.424	15:14:45.335
11	1:19.887	+4.431	15:16:05.222
12	1:19.482	+4.026	15:17:24.704
13	1:21.039	+5.583	15:18:45.743

Lap	Lap Tm	Diff	Time of Day
(187) JACSON CARDOSO			
1	1:15.487	+0.429	15:03:18.216
2	1:15.739	+0.681	15:04:33.955
3	1:15.111	+0.053	15:05:49.066
4	1:15.058		15:07:04.124


Lap	Lap Tm	Diff	Time of Day
5	1:15.778	+0.720	15:08:19.902
6	1:15.158	+0.100	15:09:35.060
7	1:15.608	+0.550	15:10:50.668
8	1:16.369	+1.311	15:12:07.037
9	1:16.441	+1.383	15:13:23.478
10	1:16.464	+1.406	15:14:39.942
11	1:17.370	+2.312	15:15:57.312
12	1:18.106	+3.048	15:17:15.418
13	1:32.175	+17.117	15:18:47.593

Lap	Lap Tm	Diff	Time of Day
(21) JEAN BACH			
1	1:14.633	+0.537	15:03:22.454
2	1:21.773	+7.677	15:04:44.227
3	1:15.065	+0.969	15:05:59.292
4	1:14.096		15:07:13.388
5	1:14.475	+0.379	15:08:27.863
6	1:14.695	+0.599	15:09:42.558
7	1:22.998	+8.902	15:11:05.556
8	1:18.793	+4.697	15:12:24.349
9	1:21.311	+7.215	15:13:45.660
10	1:21.797	+7.701	15:15:07.457
11	1:23.406	+9.310	15:16:30.863
12	1:24.321	+10.225	15:17:55.184
13	1:27.845	+13.749	15:19:23.029

Lap	Lap Tm	Diff	Time of Day
(69) CIPÓ			
1	1:18.444		15:03:22.263
2	1:20.015	+1.571	15:04:42.278
3	1:19.722	+1.278	15:06:02.000
4	1:19.121	+0.677	15:07:21.121
5	1:19.500	+1.056	15:08:40.621
6	1:24.447	+6.003	15:10:05.068
7	1:22.166	+3.722	15:11:27.234
8	1:21.938	+3.494	15:12:49.172
9	1:33.577	+15.133	15:14:22.749
10	1:26.959	+8.515	15:15:49.708
11	1:27.601	+9.157	15:17:17.309
12	1:26.418	+7.974	15:18:43.727

Cronometragem: MARCOS A. MANCINI - Diretor de Prova: JOCEMIR ZAMBONI

Orbits





ESPORTES
& LAZER
SECRETARIA



CAMPO NOVO
DO PARECIS
PREFEITURA

MX LEMAMT - 3a Etapa

Classificado por voltas

IMPORTADA MX1

Campo Novo do Parecis/MT 1,150 Km

Corrida Domingo

02/07/2023 15:12

Corrida iniciado em 15:01:39

Pos	No.	Nome	Classe	Voltas	Diff	M. Tempo	Moto	Cidade	Patrocinador
1	69	ROMÁRIO ROSA	IMP MX1	13		1:11.650	KAWASAKI	JUARA	AUTO ESCOLA TAPURAH
2	38	THIAGO FERNANDO	IMP MX1	13	11.968	1:12.964	KTM	SAPEZAL	PRIMITIVO AÇAI-ELETROTÉCNICA ARAÚC
3	2	MARCOS ALEXANDRE	IMP MX1	13	24.712	1:12.487	KAWASAKI	SINOP	ZANKCO SOLUÇÕES CONSTRUTIVAS-TECN
4	22	JOSÉ VAGNER	IMP MX1	13	42.959	1:15.456	HONDA	CAMPO NOVO DO PAF	DATERRA SISTEMAS HIDRÁULICOS-GP MO
5	187	JACSON CARDOSO	IMP MX1	13	44.809	1:15.058	SUZUKI	VILHENA	NORTON PREPARAÇÕES-LDG GRÁFICOS
6	21	JEAN BACH	IMP MX1	13	1:20.245	1:14.096	KAWASAKI	CAMPO NOVO DO PAF	REAL AUTO POSTO-CASTELINI-HAY AGRI
7	69	CIPÓ	IMP MX1	12	1 Volta	1:18.444	HONDA	PRIMAVERA DE ROND	
8	91	GILBERTO DELAPIANE	IMP MX1	13 Voltas			HONDA	DIAMANTINO	

Margem da Vitoria

velocidade Media

Tempo Melhor volta

Melhor Veloc.

Melhor Volta por..

11.968

54,735


1:11.650

57,781

69 - ROMÁRIO ROSA

Cronometragem: MARCOS A. MANCINI - Diretor de Prova: JOCEMIR ZAMBONI

Orbits





1 E 2 DE JULHO
PISTA MUNICIPAL
BAIRRO DAS PALMEIRAS

ESPORTES
& LAZER
SECRETARIA



CAMPO NOVO
DO PARECIS
PREFEITURA

MX LEMAMT - 3a Etapa

IMPORTADA 250

Campo Novo do Parecis/MT 1,150 Km

Corrida Domingo

02/07/2023 13:00

Corrida iniciado em 13:13:23

Lap	Lap Tm	Diff	Time of Day
(38) THIAGO FERNANDO			
1	1:14.750	+3.044	13:14:59.653
2	1:13.856	+2.150	13:16:13.509
3	1:13.370	+1.664	13:17:26.879
4	1:13.146	+1.440	13:18:40.025
5	1:12.726	+1.020	13:19:52.751
6	1:12.589	+0.883	13:21:05.340
7	1:11.706		13:22:17.046
8	1:12.175	+0.469	13:23:29.221
9	1:12.279	+0.573	13:24:41.500
10	1:12.115	+0.409	13:25:53.615
11	1:12.176	+0.470	13:27:05.791
12	1:18.958	+7.252	13:28:24.749

Lap	Lap Tm	Diff	Time of Day
(69) ROMÁRIO ROSA			
1	1:15.051	+3.616	13:15:06.074
2	1:15.414	+3.979	13:16:21.488
3	1:13.470	+2.035	13:17:34.958
4	1:13.962	+2.527	13:18:48.920
5	1:12.013	+0.578	13:20:00.933
6	1:12.576	+1.141	13:21:13.509
7	1:11.900	+0.465	13:22:25.409
8	1:11.500	+0.065	13:23:36.909
9	1:11.788	+0.353	13:24:48.697
10	1:11.435		13:26:00.132
11	1:13.542	+2.107	13:27:13.674
12	1:25.399	+13.964	13:28:39.073

Lap	Lap Tm	Diff	Time of Day
(187) JACSON CARDOSO			
1	1:18.371	+4.047	13:15:05.899
2	1:15.146	+0.822	13:16:21.045
3	1:14.994	+0.670	13:17:36.039
4	1:14.324		13:18:50.363
5	1:15.632	+1.308	13:20:05.995
6	1:15.357	+1.033	13:21:21.352
7	1:15.500	+1.176	13:22:36.852
8	1:14.475	+0.151	13:23:51.327
9	1:14.921	+0.597	13:25:06.248
10	1:14.444	+0.120	13:26:20.692
11	1:14.383	+0.059	13:27:35.075
12	1:15.701	+1.377	13:28:50.776

Lap	Lap Tm	Diff	Time of Day
(318) DANILO ASSUMPCÃO			
1	1:15.320	+0.848	13:15:00.788
2	1:15.278	+0.806	13:16:16.066
3	1:17.286	+2.814	13:17:33.352
4	1:15.051	+0.579	13:18:48.403
5	1:16.595	+2.123	13:20:04.998
6	1:15.770	+1.298	13:21:20.768
7	1:15.383	+0.911	13:22:36.151
8	1:14.740	+0.268	13:23:50.891
9	1:16.059	+1.587	13:25:06.950
10	1:15.511	+1.039	13:26:22.461
11	1:14.914	+0.442	13:27:37.375
12	1:14.472		13:28:51.847

Lap	Lap Tm	Diff	Time of Day
(7) THIAGO MORI			
1	1:16.311	+2.674	13:15:02.196
2	1:14.539	+0.902	13:16:16.735
3	1:14.722	+1.085	13:17:31.457
4	1:13.637		13:18:45.094
5	1:14.430	+0.793	13:19:59.524
6	1:24.307	+10.670	13:21:23.831
7	1:15.359	+1.722	13:22:39.190
8	1:14.353	+0.716	13:23:53.543

Lap	Lap Tm	Diff	Time of Day
9	1:14.891	+1.254	13:25:08.434
10	1:15.665	+2.028	13:26:24.099
11	1:14.580	+0.943	13:27:38.679
12	1:13.903	+0.266	13:28:52.582

Lap	Lap Tm	Diff	Time of Day
(15) MATHEUS RATINHO			
1	1:30.188	+17.644	13:15:17.866
2	1:13.201	+0.657	13:16:31.067
3	1:13.480	+0.936	13:17:44.547
4	1:14.220	+1.676	13:18:58.767
5	1:16.177	+3.633	13:20:14.944
6	1:14.352	+1.808	13:21:29.296
7	1:12.544		13:22:41.840
8	1:12.638	+0.094	13:23:54.478
9	1:14.485	+1.941	13:25:08.963
10	1:15.885	+3.341	13:26:24.848
11	1:14.502	+1.958	13:27:39.350
12	1:14.104	+1.560	13:28:53.454

Lap	Lap Tm	Diff	Time of Day
(151) LEVI OLIVEIRA			
1	1:17.245	+2.730	13:15:04.372
2	1:14.932	+0.417	13:16:19.304
3	1:14.845	+0.330	13:17:34.149
4	1:15.679	+1.164	13:18:49.828
5	1:15.573	+1.058	13:20:05.401
6	1:16.345	+1.830	13:21:21.746
7	1:16.165	+1.650	13:22:37.911
8	1:14.515		13:23:52.426
9	1:15.171	+0.656	13:25:07.597
10	1:15.531	+1.016	13:26:23.128
11	1:14.900	+0.385	13:27:38.028
12	1:17.300	+2.785	13:28:55.328


Lap	Lap Tm	Diff	Time of Day
(27) EDUARDO			
1	1:19.490	+4.335	13:15:09.924
2	1:17.971	+2.816	13:16:27.895
3	1:15.155		13:17:43.050
4	1:15.432	+0.277	13:18:58.482
5	1:16.116	+0.961	13:20:14.598
6	1:15.862	+0.707	13:21:30.460
7	1:15.200	+0.045	13:22:45.660
8	1:16.890	+1.735	13:24:02.550
9	1:16.049	+0.894	13:25:18.599
10	1:16.138	+0.983	13:26:34.737
11	1:16.081	+0.926	13:27:50.818
12	1:17.503	+2.348	13:29:08.321

Lap	Lap Tm	Diff	Time of Day
(55) JOSE DUBIELA			
1	1:17.065	+0.080	13:15:03.753
2	1:19.163	+2.178	13:16:22.916
3	1:16.985		13:17:39.901
4	1:17.890	+0.905	13:18:57.791
5	1:19.331	+2.346	13:20:17.122
6	1:19.399	+2.414	13:21:36.521
7	1:19.961	+2.976	13:22:56.482
8	1:20.222	+3.237	13:24:16.704
9	1:19.543	+2.558	13:25:36.247
10	1:21.586	+4.601	13:26:57.833
11	1:21.228	+4.243	13:28:19.061
12	1:23.918	+6.933	13:29:42.979

Lap	Lap Tm	Diff	Time of Day
(299) BRUNO SANTOS			
1	1:20.678	+2.012	13:15:08.991
2	1:18.666		13:16:27.657
3	1:19.180	+0.514	13:17:46.837
4	1:19.609	+0.943	13:19:06.446

Cronometragem: MARCOS A. MANCINI - Diretor de Prova: JOCEMIR ZAMBONI

Orbits





ESPORTES
& LAZER
SECRETARIA



CAMPO NOVO
DO PARECIS
PREFEITURA

MX LEMAMT - 3a Etapa

Classificado por voltas

IMPORTADA 250

Campo Novo do Parecis/MT 1,150 Km

Corrida Domingo

02/07/2023 13:00

Corrida iniciado em 13:13:23

Pos	No.	Nome	Classe	Voltas	Diff	M. Tempo	Moto	Cidade	Patrocinador
1	38	THIAGO FERNANDO	IMP 250	12		1:11.706	KTM	SAPEZAL	SUPER MOTOS
2	69	ROMÁRIO ROSA	IMP 250	12	14.324	1:11.435	KAWASAKI	JUARA	AUTO ESCOLA TAPURAH
3	187	JACSON CARDOSO	IMP 250	12	26.027	1:14.324	SUZUKI	VILHENA	NORTON PREPARAÇÕES-LDG GRÁFICOS
4	318	DANILO ASSUMPÇÃO	IMP 250	12	27.098	1:14.472	KAWASAKI	VILHENA	SACOLÃO EMBALAGENS
5	7	THIAGO MORI	IMP 250	12	27.833	1:13.637	KAWASAKI	NOVA MUTUM	
6	15	MATHEUS RATINHO	IMP 250	12	28.705	1:12.544	HONDA	JUARA	
7	151	LEVI OLIVEIRA	IMP 250	12	30.579	1:14.515	YAMAHA	VILHENA	LDG GRÁFICOS-NORTON RACING
8	27	EDUARDO	IMP 250	12	43.572	1:15.155	HONDA	JUARA	
9	55	JOSE DUBIELA	IMP 250	12	1:18.230	1:16.985	KAWASAKI	SINOP	JC CENTRO ODONTOLÓGICO CRISTINA CA
10	299	BRUNO SANTOS	IMP 250	6	6 Voltas	1:18.666	HONDA	DIAMANTINO	MULTICAR-REFERÊNCIA AUTO PEÇA-DOLG

Margem da Vitoria

velocidade Media

Tempo Melhor volta

Melhor Veloc.

Melhor Volta por..

14.324

55,139


1:11.435

57,955

69 - ROMÁRIO ROSA

Cronometragem: MARCOS A. MANCINI - Diretor de Prova: JOCEMIR ZAMBONI

Orbits





1 E 2 DE JULHO
PISTA MUNICIPAL
BAIRRO DAS PALMEIRAS

ESPORTES
& LAZER
SECRETARIA



CAMPO NOVO
DO PARECIS
PREFEITURA

MX LEMAMT - 3a Etapa

IMPORTADA INICIANTES

Campo Novo do Parecis/MT 1,150 Km

Corrida Domingo

02/07/2023 10:50

Corrida iniciado em 10:56:11

Lap	Lap Tm	Diff	Time of Day
(15) MATEUS VIEIRA			
1	1:18.712	+5.088	10:57:55.423
2	1:14.254	+0.630	10:59:09.677
3	1:14.679	+1.055	11:00:24.356
4	1:13.803	+0.179	11:01:38.159
5	1:13.624		11:02:51.783
6	1:14.317	+0.693	11:04:06.100
7	1:13.969	+0.345	11:05:20.069
8	1:13.817	+0.193	11:06:33.886
9	1:14.767	+1.143	11:07:48.653
10	1:15.079	+1.455	11:09:03.732
11	1:14.046	+0.422	11:10:17.778
12	1:17.134	+3.510	11:11:34.912

Lap	Lap Tm	Diff	Time of Day
(318) DANILO ASSUMÇÃO			
1	1:18.682	+2.123	10:57:52.023
2	1:17.313	+0.754	10:59:09.336
3	1:17.629	+1.070	11:00:26.965
4	1:17.139	+0.580	11:01:44.104
5	1:17.894	+1.335	11:03:01.998
6	1:18.309	+1.750	11:04:20.307
7	1:17.705	+1.146	11:05:38.012
8	1:18.070	+1.511	11:06:56.082
9	1:16.559		11:08:12.641
10	1:17.388	+0.829	11:09:30.029
11	1:18.503	+1.944	11:10:48.532
12	1:18.523	+1.964	11:12:07.055

Lap	Lap Tm	Diff	Time of Day
(55) JOSÉ DUBIELA			
1	1:19.710	+2.861	10:57:52.649
2	1:18.941	+2.092	10:59:11.590
3	1:18.827	+1.978	11:00:30.417
4	1:17.301	+0.452	11:01:47.718
5	1:18.565	+1.716	11:03:06.283
6	1:18.537	+1.688	11:04:24.820
7	1:18.038	+1.189	11:05:42.858
8	1:17.314	+0.465	11:07:00.172
9	1:17.707	+0.858	11:08:17.879
10	1:17.015	+0.166	11:09:34.894
11	1:18.096	+1.247	11:10:52.990
12	1:16.849		11:12:09.839

Lap	Lap Tm	Diff	Time of Day
(260) DECHARLLES DEPARIS			
1	1:22.704	+6.423	10:57:58.633
2	1:17.980	+1.699	10:59:16.613
3	1:18.434	+2.153	11:00:35.047
4	1:18.708	+2.427	11:01:53.755
5	1:16.281		11:03:10.036
6	1:18.235	+1.954	11:04:28.271
7	1:17.284	+1.003	11:05:45.555
8	1:16.915	+0.634	11:07:02.470
9	1:17.579	+1.298	11:08:20.049
10	1:17.831	+1.550	11:09:37.880
11	1:19.938	+3.657	11:10:57.818
12	1:21.140	+4.859	11:12:18.958

Lap	Lap Tm	Diff	Time of Day
(91) NIEDSON LEAL			
1	1:19.255	+2.925	10:57:54.389
2	1:18.454	+2.124	10:59:12.843
3	1:19.429	+3.099	11:00:32.272
4	1:18.976	+2.646	11:01:51.248
5	1:16.330		11:03:07.578
6	1:22.011	+5.681	11:04:29.589
7	1:17.144	+0.814	11:05:46.733
8	1:16.462	+0.132	11:07:03.195

Lap	Lap Tm	Diff	Time of Day
9	1:18.382	+2.052	11:08:21.577
10	1:24.149	+7.819	11:09:45.726
11	1:19.697	+3.367	11:11:05.423
12	1:19.095	+2.765	11:12:24.518


Lap	Lap Tm	Diff	Time of Day
(7) THIAGO MORI			
1	1:33.184	+20.724	10:58:25.557
2	1:18.009	+5.549	10:59:43.566
3	1:16.281	+3.821	11:00:59.847
4	1:16.261	+3.801	11:02:16.108
5	1:17.339	+4.879	11:03:33.447
6	1:19.998	+7.538	11:04:53.445
7	1:17.581	+5.121	11:06:11.026
8	1:16.362	+3.902	11:07:27.388
9	1:15.761	+3.301	11:08:43.149
10	1:15.829	+3.369	11:09:58.978
11	1:15.555	+3.095	11:11:14.533
12	1:12.460		11:12:26.993

Lap	Lap Tm	Diff	Time of Day
(51) RICARDO BALENA			
1	1:21.683	+4.543	10:57:59.280
2	1:20.438	+3.298	10:59:19.718
3	1:18.620	+1.480	11:00:38.338
4	1:17.140		11:01:55.478
5	1:18.964	+1.824	11:03:14.442
6	1:20.971	+3.831	11:04:35.413
7	1:19.170	+2.030	11:05:54.583
8	1:21.446	+4.306	11:07:16.029
9	1:22.979	+5.839	11:08:39.008
10	1:19.000	+1.860	11:09:58.008
11	1:24.247	+7.107	11:11:22.255
12	1:24.630	+7.490	11:12:46.885

Lap	Lap Tm	Diff	Time of Day
(299) BRUNO SANTOS			
1	1:24.561	+3.325	10:58:01.110
2	1:21.857	+0.621	10:59:22.967
3	1:22.394	+1.158	11:00:45.361
4	1:23.769	+2.533	11:02:09.130
5	1:21.592	+0.356	11:03:30.722
6	1:23.691	+2.455	11:04:54.413
7	1:21.673	+0.437	11:06:16.086
8	1:23.430	+2.194	11:07:39.516
9	1:21.236		11:09:00.752
10	1:22.660	+1.424	11:10:23.412
11	1:23.008	+1.772	11:11:46.420


Lap	Lap Tm	Diff	Time of Day
(41) ALISSON JUNG			
1	1:24.441	+4.431	10:58:04.105
2	1:22.118	+2.108	10:59:26.223
3	1:20.010		11:00:46.233
4	1:20.479	+0.469	11:02:06.712
5	1:20.659	+0.649	11:03:27.371
6	1:25.524	+5.514	11:04:52.895
7	1:24.646	+4.636	11:06:17.541
8	1:23.011	+3.001	11:07:40.552
9	1:24.134	+4.124	11:09:04.686
10	1:21.642	+1.632	11:10:26.328
11	1:24.541	+4.531	11:11:50.869

Lap	Lap Tm	Diff	Time of Day
(88) GABRIEL PARMEGIANI			
1	1:27.287	+6.534	10:58:06.635
2	1:21.301	+0.548	10:59:27.936
3	1:20.753		11:00:48.689
4	1:22.028	+1.275	11:02:10.717
5	1:21.698	+0.945	11:03:32.415
6	1:27.289	+6.536	11:04:59.704



Cronometragem: MARCOS A. MANCINI - Diretor de Prova: JOCEMIR ZAMBONI

Orbits



MX LEMAMT - 3a Etapa

Classificado por voltas

IMPORTADA INICIANTES

Campo Novo do Parecis/MT 1,150 Km

Corrida Domingo

02/07/2023 10:50

Corrida iniciado em 10:56:11

Pos	No.	Nome	Classe	Voltas	Diff	M. Tempo	Moto	Cidade	Patrocinador
1	15	MATEUS VIEIRA	IMP INIC	12		1:13.624	SUZUKI	JUARA	VIA AUTO SERVICE-ESTÂNCIA M6
2	318	DANILO ASSUMPCÃO	IMP INIC	12	32.143	1:16.559	KAWASAKI	VILHENA	SACOLÃO EMBALAGENS
3	55	JOSÉ DUBIELA	IMP INIC	12	34.927	1:16.849	KAWASAKI	SINOP	JC CENTRO ODONTOLÓGICO CRISTINA C/
4	260	DECHARLLES DEPARIS	IMP INIC	12	44.046	1:16.281	KAWASAKI	LUCAS DO RIO VERDI	IDEAL CALHAS
5	91	NIEDSON LEAL	IMP INIC	12	49.606	1:16.330	KAWASAKI	DIAMANTINO	HIDRAULICA LEAL
6	7	THIAGO MORI	IMP INIC	12	52.081	1:12.460	YAMAHA	NOVA MUTUM	PRO SOJA-ARLINDO ARAÚJO-DK TABACARI
7	51	RICARDO BALENA	IMP INIC	12	1:11.973	1:17.140	YAMAHA	LUCAS DO RIO VERDI	KISPETO
8	299	BRUNO SANTOS	IMP INIC	11	1 Volta	1:21.236	HONDA	DIAMANTINO	JEFERSON SECRETÁRIO DE ESPORTES-OF
9	41	ALISSON JUNG	IMP INIC	11	1 Volta	1:20.010	YAMAHA	JUARA	KAE MOTOS
10	88	GABRIEL PARMEGIANI	IMP INIC	11	1 Volta	1:20.753	KTN	CAMPOS DE JULIO	
11	511	GUILHERME FERREIRA	IMP INIC	6	6 Voltas	1:12.988	YAMAHA	BRASNORTE	RODAR AUTO PEÇAS-PREF BRASNORTE-PO
12	292	GEOVANI DALBEN	IMP INIC	2	10 Voltas	1:33.604	HONDA	CAMPO NOVO DO PAF	

Margem da Vitoria

velocidade Media

Tempo Melhor volta

Melhor Veloc.

Melhor Volta por..

32.143

53,823

1:12.460

57,135

7 - THIAGO MORI

Cronometragem: MARCOS A. MANCINI - Diretor de Prova: JOCEMIR ZAMBONI

Orbits



1 E 2 DE JULHO
PISTA MUNICIPAL
BAIRRO DAS PALMEIRAS

ESPORTES
& LAZER
SECRETARIA



CAMPO NOVO
DO PARECIS
PREFEITURA

MX LEMAMT - 3a Etapa

IMPORTADA INTERMASTER

Campo Novo do Parecis/MT 1,150 Km

Corrida Domingo

02/07/2023 11:40

Corrida iniciado em 14:15:16

Lap	Lap Tm	Diff	Time of Day
(38) THIAGO FERNANDO			
1	1:12.871	+0.549	14:16:50.285
2	1:12.322		14:18:02.607
3	1:12.460	+0.138	14:19:15.067
4	1:12.773	+0.451	14:20:27.840
5	1:12.971	+0.649	14:21:40.811
6	1:13.849	+1.527	14:22:54.660
7	1:14.392	+2.070	14:24:09.052
8	1:14.299	+1.977	14:25:23.351
9	1:24.003	+11.681	14:26:47.354
10	1:12.869	+0.547	14:28:00.223
11	1:14.308	+1.986	14:29:14.531
12	1:15.580	+3.258	14:30:30.111

Lap	Lap Tm	Diff	Time of Day
(187) JACSON CARDOSO			
1	1:14.276	+1.180	14:16:53.023
2	1:13.096		14:18:06.119
3	1:13.872	+0.776	14:19:19.991
4	1:15.223	+2.127	14:20:35.214
5	1:14.609	+1.513	14:21:49.823
6	1:15.864	+2.768	14:23:05.687
7	1:14.059	+0.963	14:24:19.746
8	1:15.343	+2.247	14:25:35.089
9	1:14.888	+1.792	14:26:49.977
10	1:13.785	+0.689	14:28:03.762
11	1:16.519	+3.423	14:29:20.281
12	1:18.782	+5.686	14:30:39.063

Lap	Lap Tm	Diff	Time of Day
(318) DANILO ASSUMPTÃO			
1	1:15.774	+2.065	14:16:55.810
2	1:15.385	+1.676	14:18:11.195
3	1:13.709		14:19:24.904
4	1:14.522	+0.813	14:20:39.426
5	1:14.876	+1.167	14:21:54.302
6	1:14.462	+0.753	14:23:08.764
7	1:15.057	+1.348	14:24:23.821
8	1:15.378	+1.669	14:25:39.199
9	1:15.529	+1.820	14:26:54.728
10	1:16.091	+2.382	14:28:10.819
11	1:15.571	+1.862	14:29:26.390
12	1:15.428	+1.719	14:30:41.818

Lap	Lap Tm	Diff	Time of Day
(511) GUILHERME FERREIRA			
1	1:16.229	+3.455	14:16:56.791
2	1:18.492	+5.718	14:18:15.283
3	1:14.793	+2.019	14:19:30.076
4	1:12.774		14:20:42.850
5	1:13.678	+0.904	14:21:56.528
6	1:14.303	+1.529	14:23:10.831
7	1:14.964	+2.190	14:24:25.795
8	1:14.905	+2.131	14:25:40.700
9	1:14.416	+1.642	14:26:55.116
10	1:15.772	+2.998	14:28:10.888
11	1:15.816	+3.042	14:29:26.704
12	1:15.349	+2.575	14:30:42.053

Lap	Lap Tm	Diff	Time of Day
(15) MATEUS VIEIRA			
1	1:16.169	+3.447	14:16:57.033
2	1:29.888	+17.166	14:18:26.921
3	1:14.802	+2.080	14:19:41.723
4	1:13.060	+0.338	14:20:54.783
5	1:12.722		14:22:07.505
6	1:14.905	+2.183	14:23:22.410
7	1:15.667	+2.945	14:24:38.077
8	1:14.192	+1.470	14:25:52.269

Lap	Lap Tm	Diff	Time of Day
9	1:13.420	+0.698	14:27:05.689
10	1:13.747	+1.025	14:28:19.436
11	1:16.696	+3.974	14:29:36.132
12	1:17.757	+5.035	14:30:53.889

Lap	Lap Tm	Diff	Time of Day
(70) THIAGO DELARICA			
1	1:15.390	+1.845	14:16:57.779
2	1:15.850	+2.305	14:18:13.629
3	1:13.545		14:19:27.174
4	1:14.449	+0.904	14:20:41.623
5	1:14.509	+0.964	14:21:56.132
6	1:14.551	+1.006	14:23:10.683
7	1:14.818	+1.273	14:24:25.501
8	1:14.858	+1.313	14:25:40.359
9	1:19.838	+6.293	14:27:00.197
10	1:17.594	+4.049	14:28:17.791
11	1:17.344	+3.799	14:29:35.135
12	1:32.439	+18.894	14:31:07.574

Lap	Lap Tm	Diff	Time of Day
(574) LEVI OLIVEIRA			
1	1:19.176	+5.399	14:17:01.403
2	1:34.012	+20.235	14:18:35.415
3	1:20.845	+7.068	14:19:56.260
4	1:15.357	+1.580	14:21:11.617
5	1:15.371	+1.594	14:22:26.988
6	1:15.249	+1.472	14:23:42.237
7	1:14.765	+0.988	14:24:57.002
8	1:14.917	+1.140	14:26:11.919
9	1:13.777		14:27:25.696
10	1:13.952	+0.175	14:28:39.648
11	1:15.322	+1.545	14:29:54.970
12	1:17.536	+3.759	14:31:12.506

Lap	Lap Tm	Diff	Time of Day
(984) ALEX FASBINDER			
1	1:15.899		14:16:55.587
2	1:19.040	+3.141	14:18:14.627
3	1:17.081	+1.182	14:19:31.708
4	1:15.971	+0.072	14:20:47.679
5	1:16.996	+1.097	14:22:04.675
6	1:17.544	+1.645	14:23:22.219
7	1:17.923	+2.024	14:24:40.142
8	1:18.568	+2.669	14:25:58.710
9	1:18.032	+2.133	14:27:16.742
10	1:20.115	+4.216	14:28:36.857
11	1:17.967	+2.068	14:29:54.824
12	1:18.277	+2.378	14:31:13.101

Lap	Lap Tm	Diff	Time of Day
(69) CIPÓ			
1	1:19.780	+1.602	14:17:01.347
2	1:19.259	+1.081	14:18:20.606
3	1:18.178		14:19:38.784
4	1:20.035	+1.857	14:20:58.819
5	1:20.661	+2.483	14:22:19.480
6	1:19.704	+1.526	14:23:39.184
7	1:22.430	+4.252	14:25:01.614
8	1:21.473	+3.295	14:26:23.087
9	1:21.862	+3.684	14:27:44.949
10	1:23.014	+4.836	14:29:07.963
11	1:36.505	+18.327	14:30:44.468

Lap	Lap Tm	Diff	Time of Day
(18) MATHEUS FAVALLESA			
1	1:24.196	+0.661	14:17:07.396
2	1:24.517	+0.982	14:18:31.913
3	1:24.013	+0.478	14:19:55.926
4	1:23.535		14:21:19.461
5	1:26.587	+3.052	14:22:46.048


Lap	Lap Tm	Diff	Time of Day
6	1:27.609	+4.074	14:24:13.657
7	1:30.531	+6.996	14:25:44.188
8	1:26.369	+2.834	14:27:10.557
9	1:25.238	+1.703	14:28:35.795
10	1:26.066	+2.531	14:30:01.861
11	1:29.274	+5.739	14:31:31.135

Lap	Lap Tm	Diff	Time of Day
(21) JEAN BACH			
1	1:13.771		14:17:09.589
2	1:14.961	+1.190	14:18:24.550
3	2:34.727	+1.20.956	14:20:59.277
4	1:15.781	+2.010	14:22:15.058
5	1:15.608	+1.837	14:23:30.666
6	1:14.861	+1.090	14:24:45.527
7	1:48.078	+34.307	14:26:33.605
8	1:21.117	+7.346	14:27:54.722
9	1:28.068	+14.297	14:29:22.790
10	1:26.304	+12.533	14:30:49.094

Lap	Lap Tm	Diff	Time of Day
(41) ALYSON			
1	1:20.100	+1.655	14:17:03.225
2	1:19.907	+1.462	14:18:23.132
3	1:18.445		14:19:41.577
4	1:19.676	+1.231	14:21:01.253
5	1:19.986	+1.541	14:22:21.239
6	1:21.096	+2.651	14:23:42.335
7	1:22.682	+4.237	14:25:05.017
8	1:23.440	+4.995	14:26:28.457

Cronometragem: MARCOS A. MANCINI - Diretor de Prova: JOCEMIR ZAMBONI

Orbits



MX LEMAMT - 3a Etapa

Classificado por voltas

IMPORTADA INTERMASTER

Campo Novo do Parecis/MT 1,150 Km

Corrida Domingo

02/07/2023 11:40

Corrida iniciado em 14:15:16

Pos	No.	Nome	Classe	Voltas	Diff	M. Tempo	Moto	Cidade	Patrocinador
1	38	THIAGO FERNANDO	IMP INTER	12		1:12.322	KTM	SAPEZAL	STUDIO FABRICIA MARTINS
2	187	JACSON CARDOSO	IMP INTER	12	8.952	1:13.096	SUZUKI	VILHENA	NORTON PREPARAÇÕES-LDG GRÁFICOS
3	318	DANILO ASSUMPCÃO	IMP INTER	12	11.707	1:13.709	KAWASAKI	VILHENA	SACOLÃO EMBALAGENS
4	511	GUILHERME FERREIRA	IMP INTER	12	11.942	1:12.774	GASGAS	BRASNORTE	PREF BRASNORTE-RODAR AUTO PEÇAS-R1
5	15	MATEUS VIEIRA	IMP INTER	12	23.778	1:12.722	SUZUKI	JUARA	VIA AUTO SERVICE-ESTÂNCIA M6
6	70	THIAGO DELARICA	IMP INTER	12	37.463	1:13.545	YAMAHA	JUARA	PORTO DE AREIA DELARICA
7	574	LEVI OLIVEIRA	IMP INTER	12	42.395	1:13.777	YAMAHA	VILHENA	LDG GRÁFICOS-NORTON RACING
8	984	ALEX FASBINDER	IMP INTER	12	42.990	1:15.899	YAMAHA	SINOP	AGRO BOI NUTIÇÃO ANIMAL
9	69	CIPÓ	IMP INTER	11	1 Volta	1:18.178	HONDA	PRIMAVERA DE ROND	
10	18	MATHEUS FAVALESSA	IMP INTER	11	1 Volta	1:23.535	HUSQVARNA	NOVA MUTUM	HM MOTOS-HM MULTIMARCAS
11	21	JEAN BACH	IMP INTER	10	2 Voltas	1:13.771	KAWASAKI	CAMPO NOVO DO PAF	REAL AUTO POSTO-CASTELINO-REV AGRÍCOLA
12	41	ALYSON	IMP INTER	8	4 Voltas	1:18.445	YAMAHA	JUARA	

Margem da Vitoria

velocidade Media

Tempo Melhor volta

Melhor Veloc.

Melhor Volta por..

8.952

54,392

1:12.322

57,244

38 - THIAGO FERNANDO

Cronometragem: MARCOS A. MANCINI - Diretor de Prova: JOCEMIR ZAMBONI

Orbits

MX LEMAMT - 3a Etapa

IMPORTADA MX LIGHT

Campo Novo do Parecis/MT 1,150 Km

Corrida Domingo

02/07/2023 10:10

Corrida iniciado em 10:06:57

Lap	Lap Tm	Diff	Time of Day
(70) WAGNER DELARICA			
1	1:17.903	+0.490	10:08:38.553
2	1:19.562	+2.149	10:09:58.115
3	1:17.413		10:11:15.528
4	1:18.616	+1.203	10:12:34.144
5	1:19.387	+1.974	10:13:53.531
6	1:23.351	+5.938	10:15:16.882
7	1:20.064	+2.651	10:16:36.946
8	1:18.468	+1.055	10:17:55.414
9	1:18.661	+1.248	10:19:14.075
10	1:19.140	+1.727	10:20:33.215
11	1:22.930	+5.517	10:21:56.145

Lap	Lap Tm	Diff	Time of Day
(93) ELIANDRO PORFIRIO			
1	1:21.705	+3.089	10:08:43.596
2	1:19.098	+0.482	10:10:02.694
3	1:19.214	+0.598	10:11:21.908
4	1:18.616		10:12:40.524
5	1:19.291	+0.675	10:13:59.815
6	1:23.180	+4.564	10:15:22.995
7	1:22.993	+4.377	10:16:45.988
8	1:19.601	+0.985	10:18:05.589
9	1:19.932	+1.316	10:19:25.521
10	1:20.556	+1.940	10:20:46.077
11	1:20.183	+1.567	10:22:06.260

Lap	Lap Tm	Diff	Time of Day
(574) ITAMAR PIERINI			
1	1:24.078	+5.885	10:08:48.213
2	1:19.643	+1.450	10:10:07.856
3	1:19.801	+1.608	10:11:27.657
4	1:19.882	+1.689	10:12:47.539
5	1:19.740	+1.547	10:14:07.279
6	1:21.885	+3.692	10:15:29.164
7	1:21.439	+3.246	10:16:50.603
8	1:18.697	+0.504	10:18:09.300
9	1:18.193		10:19:27.493
10	1:20.288	+2.095	10:20:47.781
11	1:18.933	+0.740	10:22:06.714

Lap	Lap Tm	Diff	Time of Day
(28) MARCOS MARTINELLI			
1	1:21.941	+3.127	10:08:44.257
2	1:19.648	+0.834	10:10:03.905
3	1:19.148	+0.334	10:11:23.053
4	1:18.814		10:12:41.867
5	1:20.780	+1.966	10:14:02.647
6	1:20.999	+2.185	10:15:23.646
7	1:22.641	+3.827	10:16:46.287
8	1:19.749	+0.935	10:18:06.036
9	1:19.919	+1.105	10:19:25.955
10	1:20.763	+1.949	10:20:46.718
11	1:20.702	+1.888	10:22:07.420

Lap	Lap Tm	Diff	Time of Day
(151) WAGNER PESSATTO			
1	1:20.451	+0.800	10:08:41.968
2	1:19.651		10:10:01.619
3	1:25.586	+5.935	10:11:27.205
4	1:19.900	+0.249	10:12:47.105
5	1:22.062	+2.411	10:14:09.167
6	1:23.393	+3.742	10:15:32.560
7	1:23.406	+3.755	10:16:55.966
8	1:19.940	+0.289	10:18:15.906
9	1:19.764	+0.113	10:19:35.670
10	1:21.515	+1.864	10:20:57.185
11	1:22.041	+2.390	10:22:19.226

Lap	Lap Tm	Diff	Time of Day
(15) LUAN FELIPE			
1	1:22.605	+3.346	10:08:45.701
2	1:19.935	+0.676	10:10:05.636
3	1:20.068	+0.809	10:11:25.704
4	1:20.472	+1.213	10:12:46.176
5	1:22.083	+2.824	10:14:08.259
6	1:23.356	+4.097	10:15:31.615
7	1:25.645	+6.386	10:16:57.260
8	1:22.670	+3.411	10:18:19.930
9	1:19.259		10:19:39.189
10	1:21.724	+2.465	10:21:00.913
11	1:24.962	+5.703	10:22:25.875

Lap	Lap Tm	Diff	Time of Day
(78) FABIO BOFETTE			
1	1:23.976	+4.601	10:08:47.828
2	1:19.393	+0.018	10:10:07.221
3	1:19.375		10:11:26.596
4	1:28.307	+8.932	10:12:54.903
5	1:24.064	+4.689	10:14:18.967
6	1:26.557	+7.182	10:15:45.524
7	1:24.772	+5.397	10:17:10.296
8	1:22.874	+3.499	10:18:33.170
9	1:23.249	+3.874	10:19:56.419
10	1:23.590	+4.215	10:21:20.009
11	1:24.536	+5.161	10:22:44.545

Lap	Lap Tm	Diff	Time of Day
(146) EDIO RIBEIRO			
1	1:18.287	+1.065	10:08:37.629
2	1:17.222		10:09:54.851
3	1:19.223	+2.001	10:11:14.074
4	1:18.004	+0.782	10:12:32.078
5	1:20.232	+3.010	10:13:52.310
6	1:52.444	+35.222	10:15:44.754
7	1:27.045	+9.823	10:17:11.799
8	1:25.529	+8.307	10:18:37.328
9	1:25.224	+8.002	10:20:02.552
10	1:26.910	+9.688	10:21:29.462
11	1:34.779	+17.557	10:23:04.241

Lap	Lap Tm	Diff	Time of Day
(37) CARLOS CRUZ			
1	1:27.406	+4.359	10:08:52.458
2	1:23.800	+0.753	10:10:16.258
3	1:23.047		10:11:39.305
4	1:23.322	+0.275	10:13:02.627
5	1:28.567	+5.520	10:14:31.194
6	1:25.393	+2.346	10:15:56.587
7	1:27.725	+4.678	10:17:24.312
8	1:27.300	+4.253	10:18:51.612
9	1:27.614	+4.567	10:20:19.226
10	1:26.322	+3.275	10:21:45.548
11	1:26.067	+3.020	10:23:11.615

Lap	Lap Tm	Diff	Time of Day
(31) DONER DAL CASTEL			
1	1:26.272	+2.340	10:08:49.329
2	1:24.992	+1.060	10:10:14.321
3	1:23.932		10:11:38.253
4	1:26.182	+2.250	10:13:04.435
5	1:30.020	+6.088	10:14:34.455
6	1:35.078	+11.146	10:16:09.533
7	1:32.695	+8.763	10:17:42.228
8	1:35.902	+11.970	10:19:18.130
9	1:35.706	+11.774	10:20:53.836
10	1:29.951	+6.019	10:22:23.787

Lap	Lap Tm	Diff	Time of Day
(10) PABLO SOUTO			
1	1:19.876	+0.595	10:08:41.037

Lap	Lap Tm	Diff	Time of Day
2	1:19.979	+0.698	10:10:01.016
3	1:23.763	+4.482	10:11:24.779
4	1:19.281		10:12:44.060
5	1:21.911	+2.630	10:14:05.971
6	1:22.518	+3.237	10:15:28.489
7	1:23.702	+4.421	10:16:52.191
8	1:21.847	+2.566	10:18:14.038
9	1:20.417	+1.136	10:19:34.455

Lap	Lap Tm	Diff	Time of Day
(27) EDUARDO			
1	1:31.596	+2.020	10:08:58.082
2	1:33.187	+3.611	10:10:31.269
3	1:36.441	+6.865	10:12:07.710
4	1:29.576		10:13:37.286
5	1:35.113	+5.537	10:15:12.399
6	1:52.095	+22.519	10:17:04.494
7	1:53.843	+24.267	10:18:58.337
8	2:05.046	+35.470	10:21:03.383
9	1:44.973	+15.397	10:22:48.356

Lap	Lap Tm	Diff	Time of Day
(7) POLIDO SEVEN			
1	1:20.436	+3.184	10:08:40.317
2	1:17.265	+0.013	10:09:57.582
3	1:17.252		10:11:14.834
4	1:17.855	+0.603	10:12:32.689

Lap	Lap Tm	Diff	Time of Day
(292) RUBENS RODRIGUES			
1	1:29.276		10:08:54.934
2	1:35.950	+6.674	10:10:30.884

MX LEMAMT - 3a Etapa

Classificado por voltas

IMPORTADA MX LIGHT

Campo Novo do Parecis/MT 1,150 Km

Corrida Domingo

02/07/2023 10:10

Corrida iniciado em 10:06:57

Pos	No.	Nome	Classe	Voltas	Diff	M. Tempo	Moto	Cidade	Patrocinador
1	70	WAGNER DELARICA	IMP LIGHT	11		1:17.413	YAMAHA	JUARA	PORTO DE AREIA DELARICA
2	93	ELIANDRO PORFIRIO	IMP LIGHT	11	10.115	1:18.616	HONDA	SINOP	SS INSTALADORA
3	574	ITAMAR PIERINI	IMP LIGHT	11	10.569	1:18.193	YAMAHA	VILHENA	TIO ITA TRANSPORTES
4	28	MARCOS MARTINELLI	IMP LIGHT	11	11.275	1:18.814	YAMAHA	VILHENA	HOTEL ORIENT DE CAMPO NOVO
5	151	WAGNER PESSATTO	IMP LIGHT	11	23.081	1:19.651	YAMAHA	NOVA MUTUM	ESPAÇO MOTO CENTER
6	15	LUAN FELIPE	IMP LIGHT	11	29.730	1:19.259	KAWASAKI	COMODORO	TCH USINAGENS
7	78	FABIO BOFETTE	IMP LIGHT	11	48.400	1:19.375	KTM	PARANAITA	
8	146	EDIO RIBEIRO	IMP LIGHT	11	1:08.096	1:17.222	KTM	SÃO JOSÉ DO RIO CL	SUPER PEÇAS-SETE SISTEMAS-MAD PRO-R
9	37	CARLOS CRUZ	IMP LIGHT	11	1:15.470	1:23.047	HONDA	VILHENA	SAGRADO TRANSPORTE-TIO ITA TRANSPC
10	31	DONER DAL CASTEL	IMP LIGHT	10	1 Volta	1:23.932	HONDA	TABGARÁ DA SERRA	FAZENDA SÃO MIGUEL
11	10	PABLIO SOUTO	IMP LIGHT	9	2 Voltas	1:19.281	HONDA	COMODORO	MOTO CLUBE MX40
12	27	EDUARDO	IMP LIGHT	9	2 Voltas	1:29.576		PORTO DOS GAÚCHO	
13	7	POLIDO SEVEN	IMP LIGHT	4	7 Voltas	1:17.252	KAWASAKI	JUARA	MIL MOTOS SAPEZAL-BRANORTE TRATORE
14	292	RUBENS RODRIGUES	IMP LIGHT	2	9 Voltas	1:29.276	HONDA	CAMPO NOVO DO PAF	DIRENTIS REZENDO-PLASPEL EMBALAGENS

Margem da Vitoria

velocidade Media

Tempo Melhor volta

Melhor Veloc.

Melhor Volta por..

10.115

50,702

1:17.222

53,612

146 - EDIO RIBEIRO

Cronometragem: MARCOS A. MANCINI - Diretor de Prova: JOCEMIR ZAMBONI

Orbits



1 E 2 DE JULHO
PISTA MUNICIPAL
BAIRRO DAS PALMEIRAS

ESPORTES
& LAZER
SECRETARIA



CAMPO NOVO
DO PARECIS
PREFEITURA

MX LEMAMT - 3a Etapa


IMPORTADA MX3

Campo Novo do Parecis/MT 1,150 Km

Corrida Domingo

02/07/2023 10:30

Corrida iniciado em 11:18:00



Lap	Lap Tm	Diff	Time of Day
(187) JACSON CARDOSO			
1	1:15.252	+0.229	11:19:36.873
2	1:15.423	+0.400	11:20:52.296
3	1:15.023		11:22:07.319
4	1:15.654	+0.631	11:23:22.973
5	1:16.096	+1.073	11:24:39.069
6	1:16.015	+0.992	11:25:55.084
7	1:15.492	+0.469	11:27:10.576
8	1:15.954	+0.931	11:28:26.530
9	1:15.933	+0.910	11:29:42.463
10	1:16.715	+1.692	11:30:59.178
11	1:17.185	+2.162	11:32:16.363

(171) PETERSON PFEIFER			
1	1:15.011		11:19:36.348
2	1:18.639	+3.628	11:20:54.987
3	1:16.816	+1.805	11:22:11.803
4	1:15.662	+0.651	11:23:27.465
5	1:15.316	+0.305	11:24:42.781
6	1:15.741	+0.730	11:25:58.522
7	1:16.619	+1.608	11:27:15.141
8	1:17.664	+2.653	11:28:32.805
9	1:17.220	+2.209	11:29:50.025
10	1:17.678	+2.667	11:31:07.703
11	1:17.692	+2.681	11:32:25.395

(984) AEX FASBINDER			
1	1:16.007	+0.107	11:19:38.348
2	1:18.788	+2.888	11:20:57.136
3	1:15.900		11:22:13.036
4	1:16.026	+0.126	11:23:29.062
5	1:17.335	+1.435	11:24:46.397
6	1:18.396	+2.496	11:26:04.793
7	1:16.890	+0.950	11:27:21.643
8	1:16.340	+0.440	11:28:37.983
9	1:16.193	+0.293	11:29:54.176
10	1:16.710	+0.810	11:31:10.886
11	1:16.582	+0.682	11:32:27.468

(52) JUAREZ RIBEIRO			
1	1:19.057	+3.599	11:19:43.097
2	1:18.647	+3.189	11:21:01.744
3	1:16.095	+0.637	11:22:17.839
4	1:16.252	+0.794	11:23:34.091
5	1:15.684	+0.226	11:24:49.775
6	1:17.031	+1.573	11:26:06.806
7	1:15.458		11:27:22.264
8	1:16.219	+0.761	11:28:38.483
9	1:16.163	+0.705	11:29:54.646
10	1:16.806	+1.348	11:31:11.452
11	1:16.928	+1.470	11:32:28.380

(354) RAFAEL KLUGE			
1	1:17.309	+2.032	11:19:43.870
2	1:16.718	+1.441	11:21:00.588
3	1:16.313	+1.036	11:22:16.901
4	1:16.157	+0.880	11:23:33.058
5	1:15.593	+0.316	11:24:48.651
6	1:17.614	+2.337	11:26:06.265
7	1:17.663	+2.386	11:27:23.928
8	1:15.277		11:28:39.205
9	1:16.184	+0.907	11:29:55.389
10	1:16.541	+1.264	11:31:11.930
11	1:18.064	+2.787	11:32:29.994

Lap	Lap Tm	Diff	Time of Day
(5) ELIZEU FERREIRA			
1	1:18.272	+2.672	11:19:41.895
2	1:17.753	+2.153	11:20:59.648
3	1:16.969	+1.369	11:22:16.617
4	1:16.157	+0.557	11:23:32.774
5	1:15.600		11:24:48.374
6	1:17.652	+2.052	11:26:06.026
7	1:17.964	+2.364	11:27:23.990
8	1:18.767	+3.167	11:28:42.757
9	1:19.093	+3.493	11:30:01.850
10	1:18.245	+2.645	11:31:20.095
11	1:20.733	+5.133	11:32:40.828

(70) EDUARDO RODRIGUES			
1	1:17.334	+1.685	11:19:40.038
2	1:16.003	+0.354	11:20:56.041
3	1:16.424	+0.775	11:22:12.465
4	1:16.092	+0.443	11:23:28.557
5	1:15.649		11:24:44.206
6	1:16.575	+0.926	11:26:00.781
7	2:00.394	+44.745	11:28:01.175
8	1:17.807	+2.158	11:29:18.982
9	1:18.503	+2.854	11:30:37.485
10	1:19.285	+3.636	11:31:56.770
11	1:20.549	+4.900	11:33:17.319

(22) JOSÉ VAGNER			
1	1:17.750	+2.560	11:19:42.336
2	1:28.568	+13.378	11:21:10.904
3	1:17.063	+1.873	11:22:27.967
4	1:15.190		11:23:43.157
5	1:15.459	+0.269	11:24:58.616

(91) NIEDSON LEAL			
1	1:20.763		11:19:46.150

Cronometragem: MARCOS A. MANCINI - Diretor de Prova: JOCEMIR ZAMBONI

Orbits



MX LEMAMT - 3a Etapa

Classificado por voltas

IMPORTADA MX3

Campo Novo do Parecis/MT 1,150 Km

Corrida Domingo

02/07/2023 10:30

Corrida iniciado em 11:18:00

Pos	No.	Nome	Classe	Voltas	Diff	M. Tempo	Moto	Cidade	Patrocinador
1	187	JACSON CARDOSO	IMP MX3	11		1:15.023	SUZUKI	VILHENA	NORTON PREPARAÇÕES-LDG GRÁFICOS
2	171	PETERSON PFEIFER	IMP MX3	11	9.032	1:15.011	KAWASAKI	SORRISO	PEDRÃO MOTOS E TENDAS
3	984	A.EX FASBINDER	IMP MX3	11	11.105	1:15.900	YAMAHA	SINOP	AGRO BOI NUTRIÇÃO ANIMAL
4	52	JUAREZ RIBEIRO	IMP MX3	11	12.017	1:15.458	YAMAHA	LUCAS DO RIO VERDI	AMERICA RACING
5	354	RAFAEL KLUGE	IMP MX3	11	13.631	1:15.277	KAWASAKI	LUCAS DO RIO VERDI	PILOTOSMT- PRECISASHOP-AMERICA RAC
6	5	ELIZEU FERREIRA	IMP MX3	11	24.465	1:15.600	YAMAHA	RIO VERDE	MOTO HOUSE-PREF. RIO VERDE-NELSINHO
7	70	EDUARDO RODRIGUES	IMP MX3	11	1:00.956	1:15.649	YAMAHA	JUARA	SANTA CRUZ RENTAL
8	22	JOSÉ VAGNER	IMP MX3	5	6 Voltas	1:15.190	HONDA	CAMPO NOVO DO PAF	DATERRA SISTEMAS HIDRÁULICOS-GP MO
9	91	NIEDSON LEAL	IMP MX3	1	10 Voltas	1:20.763	KAWASAKI	DIAMANTINO	HIDRAULICA LEAL-BARRACA SHOW

Margem da Vitoria

velocidade Media

Tempo Melhor volta

Melhor Veloc.

Melhor Volta por..

9.032

53,186

1:15.011

55,192

171 - PETERSON PFEIFER

Cronometragem: MARCOS A. MANCINI - Diretor de Prova: JOCEMIR ZAMBONI

Orbits



1 E 2 DE JULHO
PISTA MUNICIPAL
BAIRRO DAS PALMEIRAS

ESPORTES
& LAZER
SECRETARIA



CAMPO NOVO
DO PARECIS
PREFEITURA

MX LEMAMT - 3a Etapa

IMPORTADA MX4

Campo Novo do Parecis/MT 1,150 Km

Corrida Domingo

02/07/2023 12:00

Corrida iniciado em 13:52:37

Lap	Lap Tm	Diff	Time of Day
(22) JOSÉ VAGNER			
1	1:26.136	+7.700	13:54:28.504
2	1:23.494	+5.058	13:55:51.998
3	1:20.821	+2.385	13:57:12.819
4	1:21.350	+2.914	13:58:34.169
5	1:20.923	+2.487	13:59:55.092
6	1:20.959	+2.523	14:01:16.051
7	1:18.436		14:02:34.487
8	1:20.257	+1.821	14:03:54.744
9	1:19.189	+0.753	14:05:13.933
10	1:19.284	+0.848	14:06:33.217
11	1:20.211	+1.775	14:07:53.428

Lap	Lap Tm	Diff	Time of Day
(171) PETERSON PFEIFER			
1	1:38.006	+19.410	13:54:37.974
2	1:25.984	+7.388	13:56:03.958
3	1:22.280	+3.684	13:57:26.238
4	1:23.337	+4.741	13:58:49.575
5	1:20.919	+2.323	14:00:10.494
6	1:20.283	+1.687	14:01:30.777
7	1:18.671	+0.075	14:02:49.448
8	1:18.839	+0.243	14:04:08.287
9	1:18.596		14:05:26.883
10	1:20.769	+2.173	14:06:47.652
11	1:23.936	+5.340	14:08:11.588

Lap	Lap Tm	Diff	Time of Day
(5) ELIZEU FERREIRA			
1	1:42.573	+26.053	13:54:43.820
2	1:22.986	+6.466	13:56:06.806
3	1:23.485	+6.965	13:57:30.291
4	1:23.105	+6.585	13:58:53.396
5	1:22.607	+6.087	14:00:16.003
6	1:20.345	+3.825	14:01:36.348
7	1:20.534	+4.014	14:02:56.882
8	1:16.520		14:04:13.402
9	1:23.482	+6.962	14:05:36.884
10	1:19.682	+3.162	14:06:56.566
11	1:23.292	+6.772	14:08:19.858

Lap	Lap Tm	Diff	Time of Day
(21) JOÃO BATISTA			
1	1:30.718	+10.583	13:54:36.719
2	1:27.900	+7.765	13:56:04.619
3	1:24.218	+4.083	13:57:28.837
4	1:23.933	+3.798	13:58:52.770
5	1:23.756	+3.621	14:00:16.526
6	1:21.610	+1.475	14:01:38.136
7	1:20.135		14:02:58.271
8	1:22.486	+2.351	14:04:20.757
9	1:23.125	+2.990	14:05:43.882
10	1:22.145	+2.010	14:07:06.027
11	1:23.861	+3.726	14:08:29.888

Lap	Lap Tm	Diff	Time of Day
(91) JEREMIAS ROMERO			
1	1:34.079	+11.014	13:54:36.895
2	1:26.514	+3.449	13:56:03.409
3	1:25.013	+1.948	13:57:28.422
4	1:23.954	+0.889	13:58:52.376
5	1:23.650	+0.585	14:00:16.026
6	1:23.735	+0.670	14:01:39.761
7	1:23.065		14:03:02.826
8	1:25.026	+1.961	14:04:27.852
9	1:24.257	+1.192	14:05:52.109
10	1:24.217	+1.152	14:07:16.326
11	1:24.082	+1.017	14:08:40.408

Lap	Lap Tm	Diff	Time of Day
(146) EDIO RIBEIRO			
1	1:28.742	+7.719	13:54:30.652
2	1:25.881	+4.858	13:55:56.533
3	1:26.656	+5.633	13:57:23.189
4	1:25.253	+4.230	13:58:48.442
5	1:29.709	+8.686	14:00:18.151
6	1:26.761	+5.738	14:01:44.912
7	1:25.574	+4.551	14:03:10.486
8	1:24.704	+3.681	14:04:35.190
9	1:22.360	+1.337	14:05:57.550
10	1:23.200	+2.177	14:07:20.750
11	1:21.023		14:08:41.773

Lap	Lap Tm	Diff	Time of Day
(574) ITAMAR PIERINI			
1	1:28.225	+6.983	13:54:32.448
2	1:27.848	+6.606	13:56:00.296
3	1:24.707	+3.465	13:57:25.003
4	1:23.920	+2.678	13:58:48.923
5	1:24.310	+3.068	14:00:13.233
6	1:40.918	+19.676	14:01:54.151
7	1:23.787	+2.545	14:03:17.938
8	1:22.185	+0.943	14:04:40.123
9	1:21.242		14:06:01.365
10	1:21.327	+0.085	14:07:22.692
11	1:24.938	+3.696	14:08:47.630

Lap	Lap Tm	Diff	Time of Day
(28) MARCOS MARTINELLI			
1	1:33.017	+8.994	13:54:36.221
2	1:29.051	+5.028	13:56:05.272
3	1:27.006	+2.983	13:57:32.278
4	1:25.240	+1.217	13:58:57.518
5	1:24.399	+0.376	14:00:21.917
6	1:24.594	+0.571	14:01:46.511
7	1:24.937	+0.914	14:03:11.448
8	1:24.220	+0.197	14:04:35.668
9	1:24.023		14:05:59.691
10	1:24.045	+0.022	14:07:23.736
11	1:28.369	+4.346	14:08:52.105


Lap	Lap Tm	Diff	Time of Day
(151) VAGNER PESSATO			
1	1:34.032	+10.339	13:54:38.309
2	1:30.943	+7.250	13:56:09.252
3	1:25.937	+2.244	13:57:35.189
4	1:27.630	+3.937	13:59:02.819
5	1:25.769	+2.076	14:00:28.588
6	1:26.479	+2.786	14:01:55.067
7	1:25.509	+1.816	14:03:20.576
8	1:23.693		14:04:44.269
9	1:24.170	+0.477	14:06:08.439
10	1:26.017	+2.324	14:07:34.456
11	1:29.596	+5.903	14:09:04.052

Lap	Lap Tm	Diff	Time of Day
(93) ELIANDRO PORFIRIO			
1	1:45.191	+14.149	13:54:50.794
2	1:54.784	+23.742	13:56:45.578
3	1:32.600	+1.558	13:58:18.178
4	1:39.772	+8.730	13:59:57.950
5	1:51.063	+20.021	14:01:49.013
6	1:35.271	+4.229	14:03:24.284
7	1:35.938	+4.896	14:05:00.222
8	1:32.401	+1.359	14:06:32.623
9	1:31.042		14:08:03.665

Lap	Lap Tm	Diff	Time of Day
(354) RAFAEL KLUGE			
1	1:43.194	+11.414	13:54:50.692
2	1:42.775	+10.995	13:56:33.467

Cronometragem: MARCOS A. MANCINI - Diretor de Prova: JOCEMIR ZAMBONI

Orbits



MX LEMAMT - 3a Etapa

Classificado por voltas

IMPORTADA MX4

Campo Novo do Parecis/MT 1,150 Km

Corrida Domingo

02/07/2023 12:00

Corrida iniciado em 13:52:37

Pos	No.	Nome	Classe	Voltas	Diff	M. Tempo	Moto	Cidade	Patrocinador
1	22	JOSÉ VAGNER	IMP MX4	11		1:18.436	HONDA	CAMPO NOVO DO PAF	DATERRA SISTEMAS HIDRÁULICOS-GP MO
2	171	PETERSON PFEIFER	IMP MX4	11	18.160	1:18.596	KAWASAKI	SORRISO	PEDRÃO MOTOS E TENDAS
3	5	ELIZEU FERREIRA	IMP MX4	11	26.430	1:16.520	YAMAHA	RIO VERDE	MOTO HOUSE-PREF. RIO VERDE-NELSON H
4	21	JOÃO BATISTA	IMP MX4	11	36.460	1:20.135	HONDA	COLÍDER	NENO MOTOS-PREF COLÍDER- MOTO CLUE
5	91	JEREMIAS ROMERO	IMP MX4	11	46.980	1:23.065	KAWASAKI	JUARA	BORRACHARIA DO JEREBÁ BARRACA SHO
6	146	EDIO RIBEIRO	IMP MX4	11	48.345	1:21.023	KTM	SÃO JOSÉ DO RIO CL	SUPER PEÇAS-SE7E SISTEMAS-MAD PRO-R
7	574	ITAMAR PIERINI	IMP MX4	11	54.202	1:21.242	HONDA	VILHENA	TIO ITA TRANSPORTES
8	28	MARCOS MARTINELLI	IMP MX4	11	58.677	1:24.023	YAMAHA	VILHENA	HOTEL ORIENT DE CAMPO NOVO
9	151	VAGNER PESSATO	IMP MX4	11	1:10.624	1:23.693	YAMAHA	NOVA MUTUM	ESPAÇO MOTO CENTER
10	93	ELIANDRO PORFIRIO	IMP MX4	9	2 Voltas	1:31.042	HON DA	SINOP	SS INSTALADORA
11	354	RAFAEL KLUGE	IMP MX4	5	6 Voltas	1:31.780	KAWASAKI	LUCAS DO RIO VERDI	PRECISASHOP-AMAZONTEMPER-PILOTOS
12	52	JUAREZ RIBEIRO	IMP MX4		11 Voltas		YAMAHA	LUCAS DO RIO VERDI	AMERICA RACING

Margem da Vitoria

velocidade Media

Tempo Melhor volta

Melhor Veloc.

Melhor Volta por..

18.160

49,736

1:16.520

54,104

5 - ELIZEU FERREIRA

Cronometragem: MARCOS A. MANCINI - Diretor de Prova: JOCEMIR ZAMBONI

Orbits



1 E 2 DE JULHO
PISTA MUNICIPAL
BAIRRO DAS PALMEIRAS

ESPORTES
& LAZER
SECRETARIA



CAMPO NOVO
DO PARECIS
PREFEITURA

MX LEMAMT - 3a Etapa


JUVENIL / FEMININA

Campo Novo do Parecis/MT 1,150 Km

Corrida Domingo

02/07/2023 11:10

Corrida iniciado em 11:40:18




Lap	Lap Tm	Diff	Time of Day
(511) GUILHERME FERREIRA			
1	1:17.954	+2.027	11:41:58.104
2	1:15.927		11:43:14.031
3	1:16.434	+0.507	11:44:30.465
4	1:24.276	+8.349	11:45:54.741
5	1:20.745	+4.818	11:47:15.486
6	1:17.100	+1.173	11:48:32.586
7	1:19.231	+3.304	11:49:51.817
8	1:18.750	+2.823	11:51:10.567
9	1:20.627	+4.700	11:52:31.194
(18) MATEUS FAVALESSA			
1	1:22.299		11:42:03.382
2	1:41.130	+18.831	11:43:44.512
3	1:22.387	+0.088	11:45:06.899
4	1:24.285	+1.986	11:46:31.184
5	1:23.662	+1.363	11:47:54.846
6	1:25.089	+2.790	11:49:19.935
7	1:26.770	+4.471	11:50:46.705
8	1:26.303	+4.004	11:52:13.008
9	1:26.948	+4.649	11:53:39.956
(281) ANA CARAN			
1	1:26.334		11:42:09.780
2	1:28.657	+2.323	11:43:38.437
3	1:30.213	+3.879	11:45:08.650
4	1:30.768	+4.434	11:46:39.418
5	1:32.573	+6.239	11:48:11.991
6	1:34.120	+7.786	11:49:46.111
7	1:33.227	+6.893	11:51:19.338
8	1:32.801	+6.467	11:52:52.139
(111) OTAVIO ROMERO			
1	1:36.070	+7.794	11:42:23.115
2	1:30.697	+2.421	11:43:53.812
3	1:28.276		11:45:22.088
4	1:30.131	+1.855	11:46:52.219
5	1:30.359	+2.083	11:48:22.578
6	1:30.716	+2.440	11:49:53.294
7	1:30.424	+2.148	11:51:23.718
8	1:38.787	+10.511	11:53:02.505
(70) LUIZ LIMA			
1	2:07.640	+41.453	11:42:49.971
2	1:28.326	+2.139	11:44:18.297
3	1:32.226	+6.039	11:45:50.523
4	1:28.576	+2.389	11:47:19.099
5	1:26.187		11:48:45.286
6	1:27.609	+1.422	11:50:12.895
7	1:26.961	+0.774	11:51:39.856
8	1:28.842	+2.655	11:53:08.698
(21) THAYLA VITÓRIA			
1	1:40.426	+3.160	11:42:26.635
2	1:37.266		11:44:03.901
3	1:38.457	+1.191	11:45:42.358
4	1:39.708	+2.442	11:47:22.066
5	1:42.081	+4.815	11:49:04.147
6	1:38.533	+1.267	11:50:42.680
7	1:44.087	+6.821	11:52:26.767
8	1:43.772	+6.506	11:54:10.539
(9) LAURA POULIANA			
1	1:46.329	+6.243	11:42:34.844
2	1:42.046	+1.960	11:44:16.890

Lap	Lap Tm	Diff	Time of Day
3	1:41.016	+0.930	11:45:57.906
4	1:40.086		11:47:37.992
5	1:40.190	+0.104	11:49:18.182
6	1:44.416	+4.330	11:51:02.598
7	1:42.068	+1.982	11:52:44.666
(21) BEATRIZ INGREDY			
1	1:48.733	+6.573	11:42:34.327
2	1:42.160		11:44:16.487
3	1:47.497	+5.337	11:46:03.984
4	1:45.190	+3.030	11:47:49.174
5	1:46.846	+4.686	11:49:36.020
6	1:45.677	+3.517	11:51:21.697
7	1:45.609	+3.449	11:53:07.306
(31) JAQUELINE FERREIRA			
1	1:49.622	+4.753	11:42:37.295
2	1:44.869		11:44:22.164
3	2:15.289	+30.420	11:46:37.453
4	1:52.739	+7.870	11:48:30.192
5	1:54.965	+10.096	11:50:25.157
6	1:54.276	+9.407	11:52:19.433
7	1:59.995	+15.126	11:54:19.428
(3) JÚLIO CÉSAR			
1	1:39.084	+3.516	11:42:24.976
2	1:35.568		11:44:00.544
3	4:55.099	+3:19.531	11:48:55.643
4	2:09.274	+33.706	11:51:04.917
5	2:09.887	+34.319	11:53:14.804

Cronometragem: MARCOS A. MANCINI - Diretor de Prova: JOCEMIR ZAMBONI

Orbits





ESPORTES
& LAZER
SECRETARIA



CAMPO NOVO
DO PARECIS
PREFEITURA

MX LEMAMT - 3a Etapa

Classificado por voltas

JUVENIL / FEMININA

Campo Novo do Parecis/MT 1,150 Km

Corrida Domingo

02/07/2023 11:10

Corrida iniciado em 11:40:18

Pos	No.	Nome	Classe	Voltas	Diff	M. Tempo	Moto	Cidade	Patrocinador
1	511	GUILHERME FERREIRA	JUV	9		1:15.927	YAMAHA	BRASNORTE	PREF BRASNORTE-RODAR AUTO PEÇAS-AG
2	18	MATHEUS FAVALESSA	JUV	9	1:08.762	1:22.299	HUSQVARNA	NOVA MUTUM	H M MULTIMARCAS-RT MOTOS-EXTREME E
3	281	ANA CARAN	FEM	8	1 Volta	1:26.334	YAMAHA	BARRA DO BUGRES	BARRA BEACH TENNIS
4	111	OTAVIO ROMERO	JUV	8	1 Volta	1:28.276	HONDA	JUARA	BORRACHARIA DO JEREBÁ
5	70	LUIZ LIMA	JUV	8	1 Volta	1:26.187	GASGAS	SORRISO	ADVOCACIA LIMA
6	21	THAYLA VITÓRIA	FEM	8	1 Volta	1:37.266	HONDA	COLÍDER	NENO MOTOSA-PREF COLÍDER-MOTO CLU
7	9	LAURA POULIANA	FEM	7	2 Voltas	1:40.086	KTM	PARANAITA	RETOCAR VEÍCULOS
8	21	BEATRIZ INGREDY	FEM	7	2 Voltas	1:42.160	HONDA	SÃO MIGUEL DO GUA	MORGAN TERRAPLANAGEM-RONDO AGR
9	31	JAQUELINE FERREIRA	FEM	7	2 Voltas	1:44.869	HONDA	TANGARÁ DA SERRA	FAZENDA SÃO MIGUEL
10	3	JÚLIO CÉSAR	JUV	5	4 Voltas	1:35.568	HONDA	TANGARÁ DA SERRA	RESCIPLASFER

Margem da Vitoria

velocidade Media

Tempo Melhor volta

Melhor Veloc.

Melhor Volta por..

1:08.762

50,838

1:15.927

54,526

511 - GUILHERME FERREIRA

Cronometragem: MARCOS A. MANCINI - Diretor de Prova: JOCEMIR ZAMBONI

Orbits





1 E 2 DE JULHO
PISTA MUNICIPAL
BAIRRO DAS PALMEIRAS

ESPORTES
& LAZER
SECRETARIA



CAMPO NOVO
DO PARECIS
PREFEITURA

MX LEMAMT - 3a Etapa


NACIONAL FORÇA LIVRE

Campo Novo do Parecis/MT 1,150 Km

Corrida Domingo

02/07/2023 09:50

Corrida iniciado em 9:42:54



Lap	Lap Tm	Diff	Time of Day
(2) MARCOS ALEXANDRE			
1	1:09.279	+0.232	9:44:23.478
2	1:09.405	+0.358	9:45:32.883
3	1:09.201	+0.154	9:46:42.084
4	1:09.047		9:47:51.131
5	1:09.914	+0.867	9:49:01.045
6	1:10.667	+1.620	9:50:11.712
7	1:09.292	+0.245	9:51:21.004
8	1:09.156	+0.109	9:52:30.160
9	1:10.097	+1.050	9:53:40.257
10	1:09.799	+0.752	9:54:50.056
11	1:10.361	+1.314	9:56:00.417
12	1:14.769	+5.722	9:57:15.186

(69) ROMÁRIO ROSA			
1	1:11.580	+2.160	9:44:26.745
2	1:09.566	+0.146	9:45:36.311
3	1:09.738	+0.318	9:46:46.049
4	1:10.075	+0.655	9:47:56.124
5	1:10.274	+0.854	9:49:06.398
6	1:09.886	+0.466	9:50:16.284
7	1:09.497	+0.077	9:51:25.781
8	1:09.551	+0.131	9:52:35.332
9	1:09.420		9:53:44.752
10	1:11.066	+1.646	9:54:55.818
11	1:10.621	+1.201	9:56:06.439
12	1:22.150	+12.730	9:57:28.589

(17) THIAGO FERNANDO			
1	1:12.165	+1.356	9:44:27.704
2	1:10.975	+0.166	9:45:38.679
3	1:11.036	+0.227	9:46:49.715
4	1:11.367	+0.558	9:48:01.082
5	1:11.056	+0.247	9:49:12.138
6	1:12.017	+1.208	9:50:24.155
7	1:13.702	+2.893	9:51:37.857
8	1:10.809		9:52:48.666
9	1:11.537	+0.728	9:54:00.203
10	1:16.025	+5.216	9:55:16.228
11	1:15.633	+4.824	9:56:31.861
12	1:25.754	+14.945	9:57:57.615

(29) JOÃO GABRIEL			
1	1:19.155	+4.291	9:44:36.271
2	1:16.402	+1.538	9:45:52.673
3	1:15.386	+0.522	9:47:08.059
4	1:15.685	+0.821	9:48:23.744
5	1:14.864		9:49:38.608
6	1:15.829	+0.965	9:50:54.437
7	1:18.457	+3.593	9:52:12.894
8	1:16.435	+1.571	9:53:29.329
9	1:30.969	+16.105	9:55:00.298
10	1:19.195	+4.331	9:56:19.493
11	1:21.390	+6.526	9:57:40.883

(22) ROBSOM OZÓRIO			
1	1:26.821	+4.522	9:44:45.545
2	1:22.299		9:46:07.844
3	1:23.270	+0.971	9:47:31.114
4	1:22.975	+0.676	9:48:54.089
5	1:27.680	+5.381	9:50:21.769
6	1:23.655	+1.356	9:51:45.424
7	1:29.345	+7.046	9:53:14.769
8	1:31.155	+8.856	9:54:45.924
9	1:24.038	+1.739	9:56:09.962

Lap	Lap Tm	Diff	Time of Day
10	1:25.489	+3.190	9:57:35.451
(284) VANTUIR NETO			
1	1:26.476	+3.642	9:44:46.020
2	1:23.049	+0.215	9:46:09.069
3	1:22.834		9:47:31.903
4	1:33.593	+10.759	9:49:05.496
5	1:29.782	+6.948	9:50:35.278
6	1:33.269	+10.435	9:52:08.547
7	1:34.070	+11.236	9:53:42.617
8	1:36.215	+13.381	9:55:18.832
9	1:28.350	+5.516	9:56:47.182
10	1:30.029	+7.195	9:58:17.211

(51) GILBERTO DELAPIANE			
1	1:27.781		9:44:48.639
2	1:30.219	+2.438	9:46:18.858
3	1:35.852	+8.071	9:47:54.710
4	1:42.631	+14.850	9:49:37.341
5	1:45.949	+18.168	9:51:23.290
6	1:42.130	+14.349	9:53:05.420
7	1:32.948	+5.167	9:54:38.368
8	1:37.809	+10.028	9:56:16.177
9	1:35.696	+7.915	9:57:51.873

(115) JOÃO CUMINI			
1	1:23.499	+7.644	9:44:42.392
2	1:16.839	+0.984	9:45:59.231
3	1:15.855		9:47:15.086
4	1:16.743	+0.888	9:48:31.829
5	1:18.008	+2.153	9:49:49.837
6	1:16.022	+0.167	9:51:05.859
7	1:17.764	+1.909	9:52:23.623
8	1:18.007	+2.152	9:53:41.630

(711) JOSÉ LAURENTINO			
1	1:18.156	+2.685	9:44:37.968
2	1:16.547	+1.076	9:45:54.515
3	1:15.471		9:47:09.986
4	1:15.800	+0.329	9:48:25.786
5	1:16.801	+1.330	9:49:42.587
6	1:16.326	+0.855	9:50:58.913
7	1:20.925	+5.454	9:52:19.838

Cronometragem: MARCOS A. MANCINI - Diretor de Prova: JOCEMIR ZAMBONI

Orbits



MX LEMAMT - 3a Etapa

Classificado por voltas

NACIONAL FORÇA LIVRE

Campo Novo do Parecis/MT 1,150 Km

Corrida Domingo

02/07/2023 09:50

Corrida iniciado em 9:42:54

Pos	No.	Nome	Classe	Voltas	Diff	M. Tempo	Moto	Cidade	Patrocinador
1	2	MARCOS ALEXANDRE	NAC FL	12		1:09.047	HONDA	SINOP	ZANKCO SOLUÇÕES CONSTRUTIVAS-CHAR
2	69	ROMÁRIO ROSA	NAC FL	12	13.403	1:09.420	HONDA	JUARA	AUTO ESCOLA TAPURAH
3	17	THIAGO FERNANDO	NAC FL	12	42.429	1:10.809	HONDA	SAPEZAL	PRIMITIVO AÇAI-ELETROTÉCNICA ARAÚJO
4	29	JOÃO GABRIEL	NAC FL	11	1 Volta	1:14.864	HONDA	SORRISO	CHICÃO RANCING SCHOOL-MAKITA EQUIP
5	22	ROBSOM OZÓRIO	NAC FL	10	2 Voltas	1:22.299	HONDA	SORRISO	CHICÃO RACING MX SCHOOL-AGRICONECI
6	284	VANTUIR NETO	NAC FL	10	2 Voltas	1:22.834	HONDA	BARRA DO BUGRES	CHURRASCARIA GAÚCHA
7	51	GILBERTO DELAPIANE	NAC FL	9	3 Voltas	1:27.781	HONDA	DIAMANTINO	
8	115	JOÃO CUMINI	NAC FL	8	4 Voltas	1:15.855	HONDA	MIRASSOL DOESTE	TRANSPORTADORA FORTALEZA-TALA RACI
9	711	JOSÉ LAURENTINO	NAC FL	7	5 Voltas	1:15.471	HONDA	SAPEZAL	SAN CALÇADOS-NUTELA RACING

Margem da Vitoria

velocidade Media

Tempo Melhor volta

Melhor Veloc.

Melhor Volta por..

13.403

57,726

1:09.047

59,959

2 - MARCOS ALEXANDRE

Cronometragem: MARCOS A. MANCINI - Diretor de Prova: JOCEMIR ZAMBONI

Orbits



1 E 2 DE JULHO
PISTA MUNICIPAL
BAIRRO DAS PALMEIRAS

ESPORTES
& LAZER
SECRETARIA



CAMPO NOVO
DO PARECIS
PREFEITURA

MX LEMAMT - 3a Etapa

NACIONAL INTERMEDIARIA

Campo Novo do Parecis/MT 1,150 Km

Corrida Domingo

02/07/2023 12:40

Corrida iniciado em 14:37:07

Lap	Lap Tm	Diff	Time of Day
(17) JOSÉ LAURENTINO			
1	1:17.334	+1.025	14:38:45.942
2	1:17.049	+0.740	14:40:02.991
3	1:20.671	+4.362	14:41:23.662
4	1:22.592	+6.283	14:42:46.254
5	1:23.444	+7.135	14:44:09.698
6	1:21.021	+4.712	14:45:30.719
7	1:17.226	+0.917	14:46:47.945
8	1:19.614	+3.305	14:48:07.559
9	1:17.451	+1.142	14:49:25.010
10	1:16.309		14:50:41.319
11	1:18.511	+2.202	14:51:59.830

Lap	Lap Tm	Diff	Time of Day
(29) JOÃO GABRIEL			
1	1:19.166	+1.627	14:38:49.351
2	1:17.539		14:40:06.890
3	1:18.888	+1.349	14:41:25.778
4	1:28.040	+10.501	14:42:53.818
5	1:22.696	+5.157	14:44:16.514
6	1:22.029	+4.490	14:45:38.543
7	1:20.256	+2.717	14:46:58.799
8	1:17.827	+0.288	14:48:16.626
9	1:17.572	+0.033	14:49:34.198
10	1:17.969	+0.430	14:50:52.167
11	1:21.702	+4.163	14:52:13.869

Lap	Lap Tm	Diff	Time of Day
(91) JONATAN VALERIO			
1	1:20.818	+1.497	14:38:52.944
2	1:19.562	+0.241	14:40:12.506
3	1:21.105	+1.784	14:41:33.611
4	1:22.244	+2.923	14:42:55.855
5	1:22.707	+3.386	14:44:18.562
6	1:21.471	+2.150	14:45:40.033
7	1:20.794	+1.473	14:47:00.827
8	1:20.105	+0.784	14:48:20.932
9	1:19.877	+0.556	14:49:40.809
10	1:19.321		14:51:00.130
11	1:20.817	+1.496	14:52:20.947

Lap	Lap Tm	Diff	Time of Day
(115) JOÃO CUMINI			
1	1:18.094	+0.428	14:38:47.339
2	1:17.666		14:40:05.005
3	1:20.016	+2.350	14:41:25.021
4	1:22.331	+4.665	14:42:47.352
5	1:28.517	+10.851	14:44:15.869
6	1:22.429	+4.763	14:45:38.298
7	1:29.834	+12.168	14:47:08.132
8	1:22.534	+4.868	14:48:30.666
9	1:21.263	+3.597	14:49:51.929
10	1:21.045	+3.379	14:51:12.974
11	1:27.050	+9.384	14:52:40.024

Lap	Lap Tm	Diff	Time of Day
(26) CASSIO LORENZETE			
1	1:19.421	+0.122	14:38:50.181
2	1:19.299		14:40:09.480
3	1:20.849	+1.550	14:41:30.329
4	1:22.950	+3.651	14:42:53.279
5	1:24.439	+5.140	14:44:17.718
6	1:25.298	+5.999	14:45:43.016
7	1:25.514	+6.215	14:47:08.530
8	1:25.235	+5.936	14:48:33.765
9	1:22.619	+3.320	14:49:56.384
10	1:24.622	+5.323	14:51:21.006
11	1:24.764	+5.465	14:52:45.770

Lap	Lap Tm	Diff	Time of Day
(22) ROBSON OZÓRIO			
1	1:23.856	+1.714	14:38:57.866
2	1:23.139	+0.997	14:40:21.005
3	1:25.319	+3.177	14:41:46.324
4	1:24.935	+2.793	14:43:11.259
5	1:24.322	+2.180	14:44:35.581
6	1:23.329	+1.187	14:45:58.910
7	1:24.562	+2.420	14:47:23.472
8	1:23.661	+1.519	14:48:47.133
9	1:22.366	+0.224	14:50:09.499
10	1:22.142		14:51:31.641
11	1:23.780	+1.638	14:52:55.421

Lap	Lap Tm	Diff	Time of Day
(75) JOSÉ NETO			
1	1:22.380	+0.004	14:38:54.759
2	1:23.110	+0.734	14:40:17.869
3	1:24.185	+1.809	14:41:42.054
4	1:24.185	+1.809	14:43:06.239
5	1:26.400	+4.024	14:44:32.639
6	1:25.115	+2.739	14:45:57.754
7	1:22.376		14:47:20.130
8	1:24.150	+1.774	14:48:44.280
9	1:23.608	+1.232	14:50:07.888
10	1:23.006	+0.630	14:51:30.894
11	1:38.860	+16.484	14:53:09.754

Lap	Lap Tm	Diff	Time of Day
(9) AVINER AGUERO			
1	1:22.665		14:38:53.832
2	1:25.265	+2.600	14:40:19.097
3	1:25.755	+3.090	14:41:44.852
4	1:25.878	+3.213	14:43:10.730
5	1:25.765	+3.100	14:44:36.495
6	1:26.115	+3.450	14:46:02.610
7	1:31.631	+8.966	14:47:34.241
8	1:36.366	+13.701	14:49:10.607
9	1:36.806	+14.141	14:50:47.413
10	1:41.322	+18.657	14:52:28.735

Lap	Lap Tm	Diff	Time of Day
(16) LEONARDO GABRIEL			
1	1:34.912	+0.514	14:39:09.587
2	1:39.384	+4.986	14:40:48.971
3	1:34.398		14:42:23.369
4	1:37.165	+2.767	14:44:00.534
5	1:40.349	+5.951	14:45:40.883
6	1:36.588	+2.190	14:47:17.471
7	1:36.145	+1.747	14:48:53.616
8	1:36.278	+1.880	14:50:29.894
9	1:45.313	+10.915	14:52:15.207


Lap	Lap Tm	Diff	Time of Day
(259) WILLIAN ALECKNOVIC			
1	1:34.204		14:39:07.326
2	1:50.321	+16.117	14:40:57.647
3	1:51.441	+17.237	14:42:49.088
4	1:49.540	+15.336	14:44:38.628
5	1:52.223	+18.019	14:46:30.851
6	1:45.635	+11.431	14:48:16.486
7	1:41.122	+6.918	14:49:57.608
8	1:47.971	+13.767	14:51:45.579

Lap	Lap Tm	Diff	Time of Day
(12) TIAGO SILVA			
1	1:24.025	+0.735	14:38:59.904
2	1:24.155	+0.865	14:40:24.059
3	1:24.300	+1.010	14:41:48.359
4	1:23.290		14:43:11.649

Lap	Lap Tm	Diff	Time of Day
(65) ERIKE TORTOLA			

Cronometragem: MARCOS A. MANCINI - Diretor de Prova: JOCEMIR ZAMBONI

Orbits



MX LEMAMT - 3a Etapa

Classificado por voltas

NACIONAL INTERMEDIARIA

Campo Novo do Parecis/MT 1,150 Km

Corrida Domingo

02/07/2023 12:40

Corrida iniciado em 14:37:07

Pos	No.	Nome	Classe	Voltas	Diff	M. Tempo	Moto	Cidade	Patrocinador
1	17	JOSÉ LAURENTINO	NAC INTER	11		1:16.309	HONDA	SAPEZAL	SAN CALÇADOS-NUTELA RACING
2	29	JOÃO GABRIEL	NAC INTER	11	14.039	1:17.539	HONDA	SORRISO	CHICÃO RACING SCHOOL-MAKITA EQUIPA
3	91	JONATAN VALERIO	NAC INTER	11	21.117	1:19.321	HONDA	COMODORO	ATELIÉ VIANA ARTES-MOTO SHOW
4	115	JOÃO CUMINI	NAC INTER	11	40.194	1:17.666	HONDA	MIRASSOL DOESTE	TRANSPORTADORA FORTALEZA-TALA RACI
5	26	CASSIO LORENZETE	NAC INTER	11	45.940	1:19.299	HONDA	TANGARÁ DA SERRA	
6	22	ROBSOM OZÓRIO	NAC INTER	11	55.591	1:22.142	HONDA	SORRISO	CHICÃO RACING MX SCHOOL-AGRICONECI
7	75	JOSÉ NETO	NAC INTER	11	1:09.924	1:22.376	HONDA	COMODORO	MOTO CLUBE COMODORO-ORIVAL PIMEN
8	9	AVINER AGUERO	NAC INTER	10	1 Volta	1:22.665	HONDA	CAMPO NOVO DO PAF	AGRITERRA-MERCADO ITÁLIA-ARILDO MO
9	16	LEONARDO GABRIEL	NAC INTER	9	2 Voltas	1:34.398	HONDA	COMODORO	TCH USINAGENS
10	259	WILLIAN ALECKNOVIC	NAC INTER	8	3 Voltas	1:34.204	HONDA	TANGARÁ DA SERRA	RECISPLASFER-NOVA AGROLIDER AUTO E
11	12	TIAGO SILVA	NAC INTER	4	7 Voltas	1:23.290	HONDA	CAMPO NOVO DO PAF	D CAR VEÍCULOS
12	65	ERIKE TORTOLA	NAC INTER	1	10 Voltas	1:20.792	HONDA	CAMPO NOVO DO PAF	
13	91	RAY RODRIGUES	NAC INTER	1	10 Voltas	1:31.262	HONDA	CAMPO NOVO DO PAF	

Margem da Vitoria

velocidade Media

Tempo Melhor volta

Melhor Veloc.

Melhor Volta por..

14.039

51,028

1:16.309

54,253

17 - JOSÉ LAURENTINO

Cronometragem: MARCOS A. MANCINI - Diretor de Prova: JOCEMIR ZAMBONI

Orbits



1 E 2 DE JULHO
PISTA MUNICIPAL
BAIRRO DAS PALMEIRAS

ESPORTES
& LAZER
SECRETARIA



CAMPO NOVO
DO PARECIS
PREFEITURA

MX LEMAMT - 3a Etapa

NACIONAL OPEN

Campo Novo do Parecis/MT 1,150 Km

Corrida Domingo

02/07/2023 09:30


Corrida iniciado em 9:18:13

Lap	Lap Tm	Diff	Time of Day
(91) NIEDSON RODRIGUES			
1	1:25.040	+8.159	9:23:10.410
2	1:23.005	+6.124	9:24:33.415
3	1:28.419	+11.538	9:26:01.834
4	1:20.243	+3.362	9:27:22.077
5	1:20.495	+3.614	9:28:42.572
6	1:19.195	+2.314	9:30:01.767
7	1:19.467	+2.586	9:31:21.234
8	1:18.432	+1.551	9:32:39.666
9	1:18.677	+1.796	9:33:58.343
10	1:17.305	+0.424	9:35:15.648
11	1:16.881		9:36:32.529
(371) DEVAIR RODRIGUES			
1	1:23.134	+5.053	9:23:08.986
2	1:23.479	+5.398	9:24:32.465
3	1:22.178	+4.097	9:25:54.643
4	1:19.724	+1.643	9:27:14.367
5	1:20.815	+2.734	9:28:35.182
6	1:20.132	+2.051	9:29:55.314
7	1:22.228	+4.147	9:31:17.542
8	1:20.620	+2.539	9:32:38.162
9	1:18.715	+0.634	9:33:56.877
10	1:18.081		9:35:14.958
11	1:19.286	+1.205	9:36:34.244
(65) ERIKE TORTOLA			
1	1:28.394	+8.453	9:23:16.714
2	1:23.595	+3.654	9:24:40.309
3	1:22.866	+2.925	9:26:03.175
4	1:20.835	+0.894	9:27:24.010
5	1:21.817	+1.876	9:28:45.827
6	1:21.433	+1.492	9:30:07.260
7	1:21.151	+1.210	9:31:28.411
8	1:21.269	+1.328	9:32:49.680
9	1:19.941		9:34:09.621
10	1:22.089	+2.148	9:35:31.710
11	1:22.031	+2.090	9:36:53.741
(26) CASSIO LORENZETTI			
1	1:23.675	+2.399	9:23:07.897
2	1:22.276	+1.000	9:24:30.173
3	1:21.996	+0.720	9:25:52.169
4	1:21.276		9:27:13.445
5	1:23.392	+2.116	9:28:36.837
6	1:21.778	+0.502	9:29:58.615
7	1:22.221	+0.945	9:31:20.836
8	1:24.985	+3.709	9:32:45.821
9	1:23.392	+2.116	9:34:09.213
10	1:25.272	+3.996	9:35:34.485
11	1:26.288	+5.012	9:37:00.773
(284) OSMAIR DIAS			
1	1:28.618	+4.711	9:23:16.098
2	1:27.029	+3.122	9:24:43.127
3	1:25.455	+1.548	9:26:08.582
4	1:26.188	+2.281	9:27:34.770
5	1:25.883	+1.976	9:29:00.653
6	1:25.085	+1.178	9:30:25.738
7	1:25.048	+1.141	9:31:50.786
8	1:24.397	+0.490	9:33:15.183
9	1:26.009	+2.102	9:34:41.192
10	1:25.715	+1.808	9:36:06.907
11	1:23.907		9:37:30.814

Lap	Lap Tm	Diff	Time of Day
(31) DONER DAL CASTEL			
1	1:27.081	+3.266	9:23:13.451
2	1:27.822	+4.007	9:24:41.273
3	1:25.482	+1.667	9:26:06.755
4	1:25.959	+2.144	9:27:32.714
5	1:26.074	+2.259	9:28:58.788
6	1:26.356	+2.541	9:30:25.144
7	1:25.266	+1.451	9:31:50.410
8	1:27.410	+3.595	9:33:17.820
9	1:25.515	+1.700	9:34:43.335
10	1:23.815		9:36:07.150
11	1:26.380	+2.565	9:37:33.530
(38) ADRIANO CÉSAR			
1	1:26.906	+1.881	9:23:11.675
2	1:27.135	+2.110	9:24:38.810
3	1:27.492	+2.467	9:26:06.302
4	1:26.795	+1.770	9:27:33.097
5	1:48.292	+23.267	9:29:21.389
6	1:27.272	+2.247	9:30:48.661
7	1:27.682	+2.657	9:32:16.343
8	1:27.453	+2.428	9:33:43.796
9	1:27.260	+2.235	9:35:11.056
10	1:25.025		9:36:36.081
(9) FABINHO			
1	1:36.933	+10.399	9:23:24.819
2	1:31.251	+4.717	9:24:56.070
3	1:30.284	+3.750	9:26:26.354
4	1:29.447	+2.913	9:27:55.801
5	1:27.358	+0.824	9:29:23.159
6	1:26.534		9:30:49.693
7	1:28.526	+1.992	9:32:18.219
8	1:27.185	+0.651	9:33:45.404
9	1:26.739	+0.205	9:35:12.143
10	1:28.371	+1.837	9:36:40.514
(22) ALEXANDRE SOUZA			
1	1:30.702	+1.544	9:23:17.810
2	1:35.298	+6.140	9:24:53.108
3	1:31.200	+2.042	9:26:24.308
4	1:32.580	+3.422	9:27:56.888
5	1:35.674	+6.516	9:29:32.562
6	1:30.545	+1.387	9:31:03.107
7	1:29.158		9:32:32.265
8	1:35.549	+6.391	9:34:07.814
9	1:35.018	+5.860	9:35:42.832
10	1:30.756	+1.598	9:37:13.588
(8) ALTAMIRO FONSECA			
1	1:58.659	+35.178	9:23:47.245
2	1:25.335	+1.854	9:25:12.580
3	1:24.669	+1.188	9:26:37.249
4	1:23.481		9:28:00.730
5	1:23.578	+0.097	9:29:24.308
6	1:25.881	+2.400	9:30:50.189
7	1:23.643	+0.162	9:32:13.832
8	2:13.966	+50.485	9:34:27.798
9	1:35.956	+12.475	9:36:03.754
10	1:29.160	+5.679	9:37:32.914
(21) JOÃO BATISTA			
1	1:30.239	+8.394	9:23:18.643
2	1:28.552	+6.707	9:24:47.195
3	1:24.685	+2.840	9:26:11.880
4	1:21.845		9:27:33.725

Cronometragem: MARCOS A. MANCINI - Diretor de Prova: JOCEMIR ZAMBONI

Orbits



MX LEMAMT - 3a Etapa

Classificado por voltas

NACIONAL OPEN

Campo Novo do Parecis/MT 1,150 Km

Corrida Domingo

02/07/2023 09:30

Corrida iniciado em 9:18:13

Pos	No.	Nome	Classe	Voltas	Diff	M. Tempo	Moto	Cidade	Patrocinador
1	91	NIEDSON RODRIGUES	NAC OPEN	11		1:16.881	HONDA	DIAMANTINO	
2	371	DEVAIR RODRIGUES	NAC OPEN	11	1.715	1:18.081	HONDA	BARRA DO BUGRES	WEST MOTO CENTER
3	65	ERIKE TORTOLA	NAC OPEN	11	21.212	1:19.941	HONDA	CAMPO NOVO DO PAF	
4	26	CASSIO LORENZETTI	NAC OPEN	11	28.244	1:21.276	HONDA	TANGARÁ DA SERRA	123 SOLAR
5	284	OSMAIR DIAS	NAC OPEN	11	58.285	1:23.907	HONDA	BARRA DO BUGRES	GRUPO MF-FAZENDA PORTAL BARRA
6	31	DONER DAL CASTEL	NAC OPEN	11	1:01.001	1:23.815	HONDA	TANGARÁ DA SERRA	FAZENDA SÃO MIGUEL
7	38	ADRIANO CÉSAR	NAC OPEN	10	1 Volta	1:25.025	HONDA	COMODORO	REFRRIAR REFRIGERAÇÃO-MOTO CLUB M
8	9	FABINHO	NAC OPEN	10	1 Volta	1:26.534	HONDA	PARANAITA	
9	22	ALEXANDRE SOUZA	NAC OPEN	10	1 Volta	1:29.158	HONDA	COMODORO	TEND TUDO ALEXANDRE
10	8	ALTAMIRO FONSECA	NAC OPEN	10	1 Volta	1:23.481	HONDA	UIJABA	UNIFORMISA-RT RANCING
11	21	JOÃO BATISTA	NAC OPEN	6	5 Voltas	1:21.845	HONDA	COLÍDER	NENO MOTOS-PREF COLÍDER- MOTO CLUE

Margem da Vitoria

velocidade Media

Tempo Melhor volta

Melhor Veloc.

Melhor Volta por..

1.715

49,895

1:16.881

53,849

91 - NIEDSON RODRIGUES

Cronometragem: MARCOS A. MANCINI - Diretor de Prova: JOCEMIR ZAMBONI

Orbits